
CURRICULUM LEARNING WITH HINDSIGHT EXPERIENCE REPLAY FOR SEQUENTIAL OBJECT MANIPULATION TASKS

Binyamin Manela **Armin Biess**
 manelab@post.bgu.ac.il abiess@bgu.ac.il
 Department of Industrial Engineering and Management
 Ben-Gurion University of the Negev
 Beer-Sheva, Israel

October 28, 2021

ABSTRACT

Learning complex tasks from scratch is challenging and often impossible for humans as well as for artificial agents. A curriculum can be used instead, which decomposes a complex task (target task) into a sequence of source tasks (the curriculum). Each source task is a simplified version of the next source task with increasing complexity. Learning then occurs gradually by training on each source task while using knowledge from the curriculum’s prior source tasks. In this study, we present a new algorithm that combines curriculum learning with *Hindsight Experience Replay* (HER), to learn sequential object manipulation tasks for multiple goals and sparse feedback. The algorithm exploits the recurrent structure inherent in many object manipulation tasks and implements the entire learning process in the original simulation without adjusting it to each source task. We have tested our algorithm on three challenging throwing tasks and show vast improvements compared to vanilla-HER.

Keywords Multi-Goal Reinforcement Learning · Curriculum Learning · Hindsight Experience Replay · Sparse Reward Function

1 Introduction

Deep reinforcement learning, i.e., the combination of reinforcement learning [1] with deep learning [2], has led to many breakthroughs in recent years for generating goal-directed behavior in artificial agents, ranging from playing Atari games with superhuman capabilities [3] to making animated figures walk [4, 5, 6], solving complex manipulation tasks [7, 8], and defeating the best GO player in the world [9]. All reinforcement learning problems are based on the reward hypothesis, stating that any goal-directed task can be formulated in terms of a reward function. However, the engineering of such a reward function is often challenging and limits the application of reinforcement learning to real-world tasks, for example, in robotics [10]. Hindsight Experience Replay (HER) [11] circumvents reward engineering by using sparse reward signals to indicate whether a task has been completed or not. HER uses failures to learn how to achieve alternative (virtual) goals that have been achieved in the episode and uses the latter to generalize to actual goals. Furthermore, HER can target multiple goals and provides a form of curriculum learning. Goals that can be easily achieved, for example, by sampling from a trajectory using a random policy, are learned first and then used in replay for the learning of more difficult goals. Although HER showed excellent performance for simple tasks (e.g., *pushing*, *sliding* and a *simplified pick-and-place* task), it fails in complex object manipulation tasks, which are composed out of a sequence of sub-tasks. For example, consider the *pick-and-place* task of a box. HER will make little progress towards the goal since the agent needs first to solve the *pick* task before it can proceed to the *place* task. Therefore, in the original HER paper, the authors used a *simplified pick-and-place* task, where the box initialized in the gripper half of the time. In this paper, we try to overcome these limitations by using HER within a curriculum learning approach. Our main contributions are as follows: First, we provide a curriculum learning algorithm based on HER for sequential object manipulation tasks. The curriculum is derived from the inherent recurrent structure of the task. Second, we design a neural network architecture that is particularly adapted to sequential object manipulation tasks and

show that the algorithm reduces exponential run-time of HER to polynomial time using a curriculum. Third, we test our algorithm on three different *throwing* tasks with varying levels of complexity.

2 Background

In this section, we provide background information for reinforcement learning, hindsight experience replay, and curriculum learning.

2.1 Reinforcement Learning

Reinforcement learning aims to solve a sequential decision-making process by trial-and-error while interacting with an environment [1]. Generally, we assume that the environment is fully observable and defined by a *Markov Decision Process* (MDP) with a set of states $s \in \mathcal{S}$, set of actions $a \in \mathcal{A}(s)$, initial state distribution $P(s_0)$, reward function $r : \mathcal{S} \times \mathcal{A} \rightarrow \mathbb{R}$ and a discount factor $\gamma \in [0, 1]$. The agent acts in the environment according to a policy π that maps states s to actions a . At the beginning of each episode, an initial state s_0 is sampled from the distribution $p(s_0)$. At every timestep, the agent chooses an action a_t according to policy $\pi(s_t)$, performs this action and receives an immediate reward and the next state from the environment. The episode is terminated when the agent reaches a terminal state or exceeds the maximum number of timesteps. The agent’s goal is to find the policy that maximizes expected return, i.e., cumulative future discounted reward $R_t = \sum_{i=t}^{\infty} \gamma^{i-t} r_i$.

2.2 Hindsight Experience Replay (HER)

The traditional RL algorithm can be extended to multi-goal tasks using *Universal Value Function Approximators* (UVFA) [12]. The key idea behind UVFA is to augment action-value functions and policies by goal states, and thus, every transition contains also the desired goal. This enables generalization not only over states but also over goals when using neural networks as function approximators. In multi-goal tasks with *sparse* rewards, it is challenging to achieve progress and learn a task. HER addresses this problem by taking failure as a success to an alternative (or *virtual*) goal. HER applies UVFA and includes new transitions with virtual goals. Thus, the agent can learn from failures through generalization to actual goals. It has been demonstrated that HER significantly improves performances in various challenging simulated robotic environments.

2.3 Transfer learning

Transfer learning can be used to facilitate learning when a task is challenging to learn [13, 14]. After training on a *source task*, learned knowledge could be used to initialize the agent in a second, related *target task*. The objective of transfer learning is to transfer knowledge from the source task into the target task to improve performance, for example, by reducing the number of samples needed to learn a nearly-optimal solution. Transfer knowledge can be encoded in terms of value functions, policies, options, models, and even samples. The knowledge is usually transferred to the target task in a *one-step* process from all source tasks. Source and target tasks may have different action and state spaces for which inter-task mappings need to be defined or learned. Transfer performance is measured by comparing the learner’s performance with and without transfer using different metrics, such as time-to-threshold, jumpstart, asymptotic performance, total reward, and transfer ratio (ratio of total rewards with and without transfer).

2.4 Curriculum learning

Curriculum learning, also known as *sequential transfer learning*, is an extension of transfer learning, where the agent is trained on a chosen *sequence* of source tasks (i.e., a curriculum) M_1, M_2, \dots, M_t , that is composed out of simplified versions of the target task. The goal in curriculum learning is to design a sequence of source tasks so that the agent’s final performance or learning speed is improved. Transfer learning is used to transfer knowledge between each pair of tasks in the curriculum [15, 16]. Strong transfer occurs if the training time spent to learn the target *and* source tasks is improved when compared to learning the task from scratch.

In this paper, the source tasks and the curriculum are resulting from the inherent recurrent structure of manipulation tasks. All source tasks will have the same action spaces but will differ in state spaces, which will increase along the sequence of source tasks.

3 Sequential-HER

In this section, we present our novel algorithm - *Sequential-HER* (SHER) - which consists of two steps that are applied sequentially to each source task. First, we adapt and apply HER to the current source-task (section 3.1). Second, we transfer the policy learned in the current source task to the next source task (section 3.2).

3.1 Source-task adapted HER

Each source task consists of an observation dictionary of the same structure used in the original HER algorithm:

- **observation** - the current state of the environment
- **achieved goal** - the goal achieved in the current state
- **desired goal** - the goal of the current episode

The achieved goal is the position of the object in the current source task, and the desired goal is the desired position for the object. Our approach assumes that there is a physical interaction between the objects of source task ψ_i and ψ_{i+1} . In other words, the desired goal for the object of source task ψ_i is the object's location in source task ψ_{i+1} . Many common sequential manipulation tasks satisfy this condition, such as tool handling (hammering, screwing, drilling, etc.) and object manipulation (pushing, throwing, etc.). For some tasks, however, this condition is violated. For example, in a game, where an agent needs to press a button to unlock a ball and then pick and throw it towards a target, the object of source task ψ_1 is given by the button, whereas the object of source task ψ_2 is given by the ball. As there is no physical interaction between the two objects, our approach cannot be directly applied. Still, the former task, as well as other multi-object manipulation tasks, can be solved by breaking it down into a set of sequential tasks, where each sub-task (reach to the button, throwing of the ball) satisfies the above condition, and then learn these sub-tasks independently. Nonetheless, there are tasks for which the algorithm cannot be applied, such as juggling, in which the objects (balls) cannot be distributed over different agents.

Due to the recurrent structure of our task, the state space, and the achieved- and desired goals can be predefined for each source task. Furthermore, an object-dependent tolerance area around each target is defined, in which the reward is collected. For example, a throwing task is sequenced into two source tasks:

First source task: The object is the hand; the achieved goal is the hand position; the desired goal is the ball position; the target is the ball, and the radius of the ball defines the threshold for the reward function. By manipulating the hand, the goal can be reached (Fig. 1a).

Second source task: Only after the agent has succeeded to get the hand on the ball, the ball can be manipulated and thrown towards the target (black-hole). In this case, the object is the ball; the achieved goal is the ball position; the desired goal is the position of the black-hole; the target is the black hole, and the threshold for the reward function is defined by the radius of the black-hole (Fig. 1b).

3.2 Knowledge transfer between source tasks

To leverage the knowledge learned in the previous source task, we use the learned policy (the actor-network) as the initial policy for the next source task. This requires adjusting the input dimensions of the state spaces in the neural networks for each source task without affecting the output. We add the new dimensions by adding new input neurons for which all weights are set to 0. With this initialization, the new dimensions do not affect the policy and keep the changes as smooth as possible when moving from one source task to another. When the agent starts learning a new source task, it tries to solve the previous task and incorrectly expects the episode to terminate. The agent then starts exploring around the object and will move it with high probability. By affecting the object, the agent begins collecting useful experiences to learn the new source task. Note that to manipulate the object in the n -th source task, the agent must first solve all prior $n - 1$ source tasks (for example, to manipulate the ball, the agent must first reach it). In other words, every successful trajectory for the n -th source task encapsulates successful trajectories of all previous $n - 1$ source tasks, and thus, preserves all previous policies. However, the exploration around the current object may also lead to episodes where the agent misses the object. In this case, a set of positive virtual rewards are generated by HER, even though the agent did not complete all previous source tasks (see [17]). By encountering too many of these misleading samples, the agent may 'forget' what it has learned in prior source tasks. For this reason, Filtered-HER is applied [17], which removes these bad samples. In section 4 we compare the performance of SHER with and without Filtered-HER.

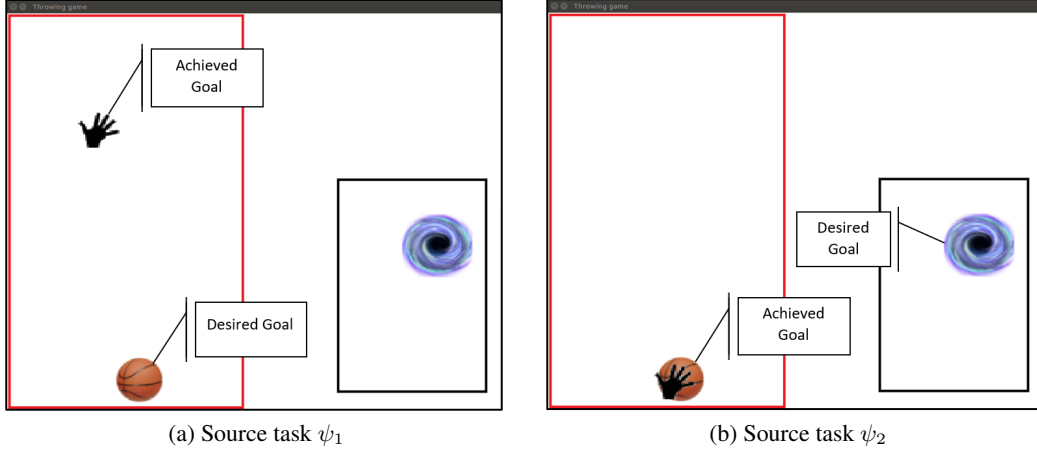


Figure 1: An illustration of the recurrent structure of the *Hand* task and its sequencing into two source tasks ψ_1 and ψ_2 (a and b). Our approach assumes that the desired goal for the object of source task ψ_1 is the achieved goal of the object in source task ψ_2 . The red and black bounding boxes indicate the workspace of the hand and the region of possible target locations, respectively. The objects' dimensions were enlarged for demonstration purposes.

3.3 Implementation

To train all the source tasks on the same simulation, we define the procedure *state_to_obs*. This procedure gets the current state of the environment (the current observation concatenated with the goal) and returns the relevant observation dictionary, a reduced version of the target task. Before starting the learning process, we call the function *get_curriculum* (see algorithm 2) that returns a predefined list of *state_to_obs* procedures for all the source tasks. While training, we call the current *state_to_obs* procedure at each step, and the agent acts according to the returned observation. See algorithm 1 for the pseudo-code.

Algorithm 1 Build observation dictionary for source task

Require:

- obs_idx* - indices for the observation
- achieved_idx* - indices for the achieved goal
- desired_idx* - indices for the desired goal

Input: S (current state) - The real observation concatenated with the real goal

Output: *modified_obs* - The modified *obs* dictionary

- 1: **procedure** STATE_TO_OBS(S)
 - 2: $modified_obs[observation] = S[obs_idx]$
 - 3: $modified_obs[achieved_goal] = S[achieved_idx]$
 - 4: $modified_obs[desired_goal] = S[desired_idx]$
-

The agent trains on each source task until it reaches a predefined level of expertise. We measure The agent's expertise with a moving average over the agent's success rate. When the agent reaches an average of 90% success rate within a window size of k , the algorithm automatically switches to the next source task (see algorithm 3). We define task-overfitting, and policy's re-maneuverability as the agent's ability to adapt its policy to new tasks, and investigated it for different window sizes k in section 4.3. When switching between source tasks, the weights of the new dimensions are initialized with zeros¹. We compared different weight initialization methods for the critic network in section 4.4. The experience buffer is emptied for each source task to only include samples relevant to the current source task. See algorithm 4 for the pseudo-code.

¹For simplicity, all networks are implemented in their final full-size architecture and all weights, which are not used in the current source task, are initialized to zero (see Fig. 2). To match the sample's and networks' dimensions, we pad the samples with zeros. By doing so, the local gradients of the un-used weights are always zero, and the weights do not change.

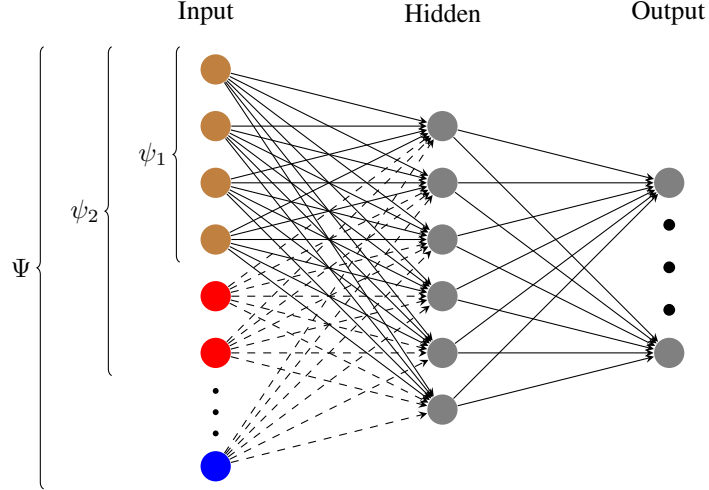


Figure 2: Neural network architecture for curriculum learning. Brown neurons are input neurons for the first source task (ψ_1). The red and blue neurons are the neurons added for the second and n -th source tasks, respectively. The dashed weights are initialized with zeros. The number of output neurons depends on the algorithm used (e.g., DQN, DDPG). Our tasks consist of two source tasks.

Algorithm 2 get curriculum

Require:

$state_to_obs$ function for each source task
padding vector for each source task
reward function threshold for source task

Output: *curriculum* - A list containing all the information for each source task

```

1: procedure GET_CURRICULUM
2:   curriculum  $\leftarrow$  []
3:   for each source task do
4:     task  $\leftarrow$  dict()
5:     task[sto]  $\leftarrow$   $state\_to\_obs$ 
6:     task[rft]  $\leftarrow$   $reward\_function\_threshold$ 
7:     task[pad]  $\leftarrow$   $padding$ 
8:     curriculum += task

```

\triangleright += denotes for append

Algorithm 3 learned task

Require:

c - success rate threshold
 k - window size

\triangleright we used $c = 90\%$

Input: H - The success rate history

Output: *learned* - A Boolean. True if the performances reached the threshold

```

1: procedure LEARNED_TASK( $H$ )
2:   results  $\leftarrow$  average( $H[end - k : end]$ )
3:   learned  $\leftarrow$  results  $\geq c$ 

```

\triangleright last k samples

3.4 Time Complexity of Sequential-HER

Next, we study the time complexity of SHER. Let Ψ be a task consisting of a sequence of n sub-tasks $\{\psi_1, \dots, \psi_n\}$, where each sub-task is an MDP. To complete the task Ψ , the agent needs to solve sequentially each sub-task, that is, $\psi_1 \rightarrow \psi_2 \rightarrow \dots \rightarrow \psi_n$. An example of a task with two sub-tasks is our hand-throwing task. First, the agent needs to

¹ $sto = state_to_obs$, $rft = reward_function_threshold$

² \parallel denotes concatenation

Algorithm 4 Sequential-HER (SHER)

Require:

- an off-policy RL algorithm \mathbb{A} , ▷ e.g. DQN, DDPG

```
1: Initialize  $\mathbb{A}$ 
2: curriculum  $\leftarrow$  get_curriculum() ▷ See algorithm 2
3: Initialize unused weights to zero
4: for each  $task$  in curriculum do
5:    $pad, sto, rft \leftarrow task[pad], task[sto], task[rft]$  1
6:   Initialize replay buffer  $R$ , success rate history  $H$ 
7:    $learned \leftarrow$  False
8:   while  $learned$  is false do
9:     for  $episode \leftarrow 1, M$  do
10:      Sample a goal  $g$  and an initial state  $s_0$ .
11:       $obs \leftarrow sto(s_0 || g)$  2 ▷ see algorithm 1
12:      for  $t \leftarrow 0, T - 1$  do
13:         $\hat{s}_t \leftarrow obs[observation], \hat{g}_t \leftarrow obs[desired\_goal]$ 
14:        Sample an action  $a_t$  using the behavioral policy from  $\mathbb{A}$ :
15:         $a_t \leftarrow \pi(\hat{s}_t || \hat{g}_t || pad)$  ▷ hat stands for modified state / goal
16:        Execute the action  $a_t$  and observe a new state  $s_{t+1}$ 
17:         $obs \leftarrow sto(s_{t+1} || g)$ 
18:      Perform filtered-HER ▷ see [17]
19:       $learned \leftarrow learned\_task(H)$  ▷ see algorithm 3
```

grab the ball with the hand and then throw it towards the target. The agent cannot move the ball before grabbing it with the hand. Let $\mathcal{O}(\psi_i)$ be the state-space complexity (which we denote in the following as *complexity* for simplicity) of sub-task ψ_i and $\mathcal{O}_t(\psi_i)$ the time complexity (run-time) of sub-task ψ_i . A task's complexity is the sum of all its sub-tasks' complexities:

$$\mathcal{O}(\Psi) = \sum_i \mathcal{O}(\psi_i). \quad (1)$$

As shown in [18, 19], when following a random policy, the time complexity of a task is an exponential function of its complexity:

$$\mathcal{O}_t(\Psi) = \exp(\mathcal{O}(\Psi)). \quad (2)$$

Using equations (1) and (2), the time complexity can be expressed by

$$\mathcal{O}_t(\Psi) = \exp\left(\sum_i \mathcal{O}(\psi_i)\right) = \prod_i \exp(\mathcal{O}(\psi_i)) = \prod_i \mathcal{O}_t(\psi_i). \quad (3)$$

When using a sparse reward function without HER, the agent needs to solve the task by following a random policy. Hence, the time complexity of a task is the product of time-complexities for each sub-task. When using a curriculum, the time complexity of a task reduces to about the sum of time complexities for each sub-task, since the agent solves only one sub-task at a time. By applying HER to each sub-task ψ_i , we reduced its time complexity (approximately) to a polynomial function of its complexity, i.e.,

$$\mathcal{O}_t(\Psi) \approx \sum_i \mathcal{O}_t(\psi_i) = \sum_i \text{poly}[\mathcal{O}(\psi_i)]. \quad (4)$$

We refer to appendix A for sketch of a proof.

4 Experiments

Our algorithms were implemented and validated on three ball-throwing environments with different levels of complexity.

4.1 Environments

The environments were introduced in [17] and consist of the following tasks:

1. **Hand:** In this task, the hand needs to pick up the ball and throw it at the target (Fig.3a).

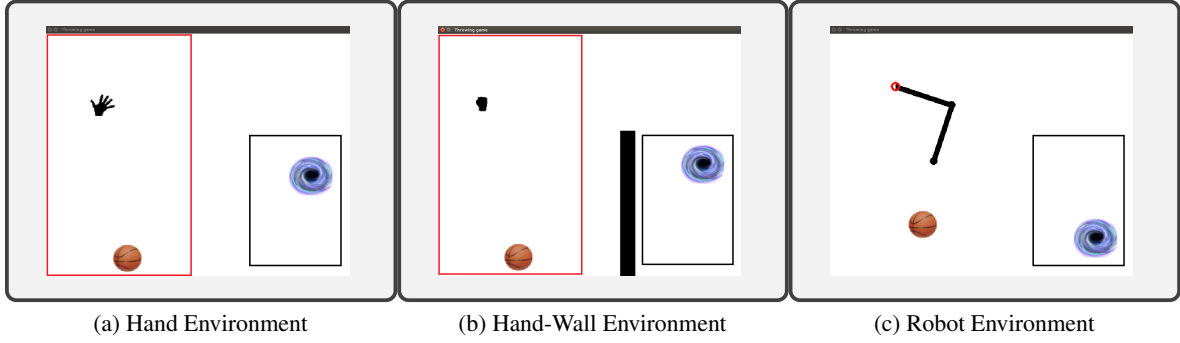


Figure 3: Environments. (a) *Hand*: The agent needs to pick up the ball and throw it towards the black-hole. (b) *Hand-Wall*: The agent needs to pick up the ball and throw it above the wall towards the black-hole. (c) *Robot*: The agent needs to pick the ball with the end-effector by controlling joint velocities and throw it towards the black-hole. The red and black bounding boxes indicate the workspace of the hand and the region of possible target locations, respectively. The objects’ dimensions were enlarged for visualization purposes.

2. **Hand-Wall**: Same as the *Hand* task, but in addition, a wall is placed in-between the agent’s workspace and the target. The agent needs to throw the ball above the wall (Fig.3b).
3. **Robot**: In this task, a manipulator needs to pick up the ball and throw it at the target. The agent controls the end-effector via the joint velocities, similar to real-world scenarios (Fig.3c).

In all environments, the agent receives a binary reward: 0 if the target is achieved and -1 otherwise. In the original environments, introduced in [17], the ball is initialized within the hand with a probability of $p = 0.5$ to simplify the task. To emphasize the sequentiality of the tasks, we set p to 0; thus, the agent has first to learn how to pick the ball before it can throw it.

4.2 Algorithms Performances

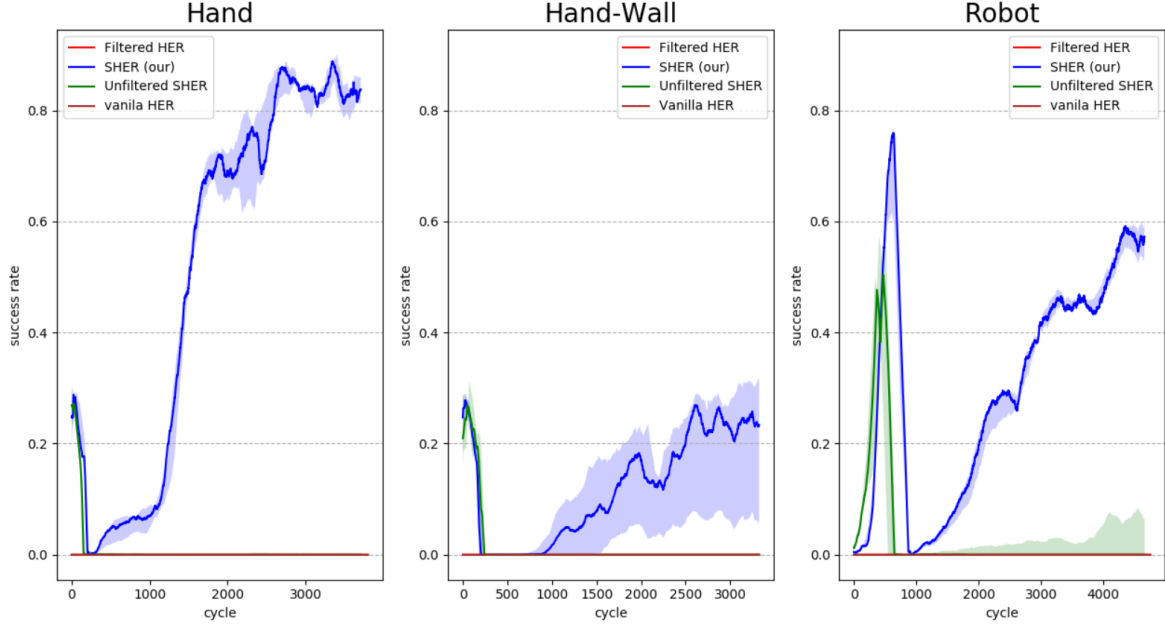
To test the performance of the algorithms, we ran on each environment the following versions: **vanilla-HER**, **Filtered-HER**, **Unfiltered-SHER**², **SHER**. In all algorithms we used Instructional-Based Strategy (IBS) [17] as a virtual-goal selection strategy in HER and prioritized experience replay (PER) [20] for experience replay. The algorithms’ results are evaluated using two criteria: (i) success rate and (ii) non-negative rewards. The first criterion evaluates the performances of the agent. The second criterion shows the total number of useful samples collected by the agent so far. Useful samples denote samples for which the reward is 0 (success) *and* the object (e.g., the ball) moved. In other words, these are samples from which the agent can learn how to progress in the desired task (as shown in [17], positive virtual samples, for which the object did not move, are useless for learning and induce bias).

4.2.1 Success Rate

As shown in Figures 4a, both the vanilla-HER and Filtered-HER algorithms were not able to solve the tasks, resulting in almost zero success rate. The sequential nature of the task makes it too difficult for the agent to learn. In contrast, SHER learns the first source task and then successfully solves the full task. The agent trains on the first source task until it achieves a given threshold for a given number of cycles. The drops in performances indicate the time where the agent moved to the next source task. Note that in Fig.4a, it may appear as if the agent starts in the first sub-task with performances higher than zero and switches to the next sub-task before reaching a score of 0.9. However, these are artifacts due to the smoothing operation that we applied to the graphs. Smoothing may seem only to affect the first source task because changes in performances are slower in the second source task.

Next, we studied the effect of the filter on SHER. Unfiltered SHER achieved similar results to SHER on the first source-task, but then, unlike SHER, the agent quickly forgets all previous knowledge and fails in the second source task. Note that SHER learns the first source-task and quickly uptakes learning for the next source-task.

²As explained in section 3.2, SHER uses Filtered-HER by default.



(a)

Figure 4: Learning curves for the multi-goal tasks. Results are shown over 15 independent runs. The bold line shows the median, and the light area indicates the range between the 33rd to 67th percentile.

4.2.2 Non-negative Rewards

A major problem of applying HER to sequential tasks results from the fact that the agent does not affect the achieved-goal, and therefore does not observe any useful experience. To learn, the agent must observe a sufficient amount of non-negative rewards (That is, in our case, rewards of 0). As shown in Fig. 5, curriculum learning achieved in all tasks positive reward at a significantly faster rate than all other tested algorithms.

4.3 Task Overfitting

SHER trains the agent on each source task to some level of expertise and then moves on to the next source task. The agent’s knowledge is measured by a moving average on the success rate with a window size of k . We investigated next whether different window sizes affect the re-maneuverability of the policy due to task over- or under-fitting. To isolate the policy’s adaptation time, we started counting cycles only after the agent solved the source-task and started learning the target task. As shown in Fig. 6, the algorithm is relatively robust to different window sizes, and the difference in success rate is negligible. Nevertheless, we use a window size of 30, since it consistently showed a slight advantage, and is faster to achieve compared to larger window sizes.

4.4 Networks Initialization Methods

As described before, we initialize the new dimensions of the actor-network with all weights set to zeros. By initializing the new dimensions with zeros, we maintain the policy’s updates as smooth as possible. In this section, we investigate the effect of different initialization methods for the critic network on the *Hand* task. We first initialize the new weights regularly, i.e., the same initialization as the rest of the weights, and then multiply the values by a factor α . We compared three different settings: (i) *regular*: $\alpha = 1$, (ii) *decreased weights*: $\alpha = 0.1$ (iii) *reset weights*: $\alpha = 0$. As shown in Fig. 7, we obtained best results for the *reset weights* setting. This choice implies that the critic function is not modified when adding more dimensions.

5 Related Work

Curriculum learning in reinforcement learning has been used in RL for several years but has recently received increased attention as RL agents are required to learn more complex tasks. Like students in high-school, who study a curriculum

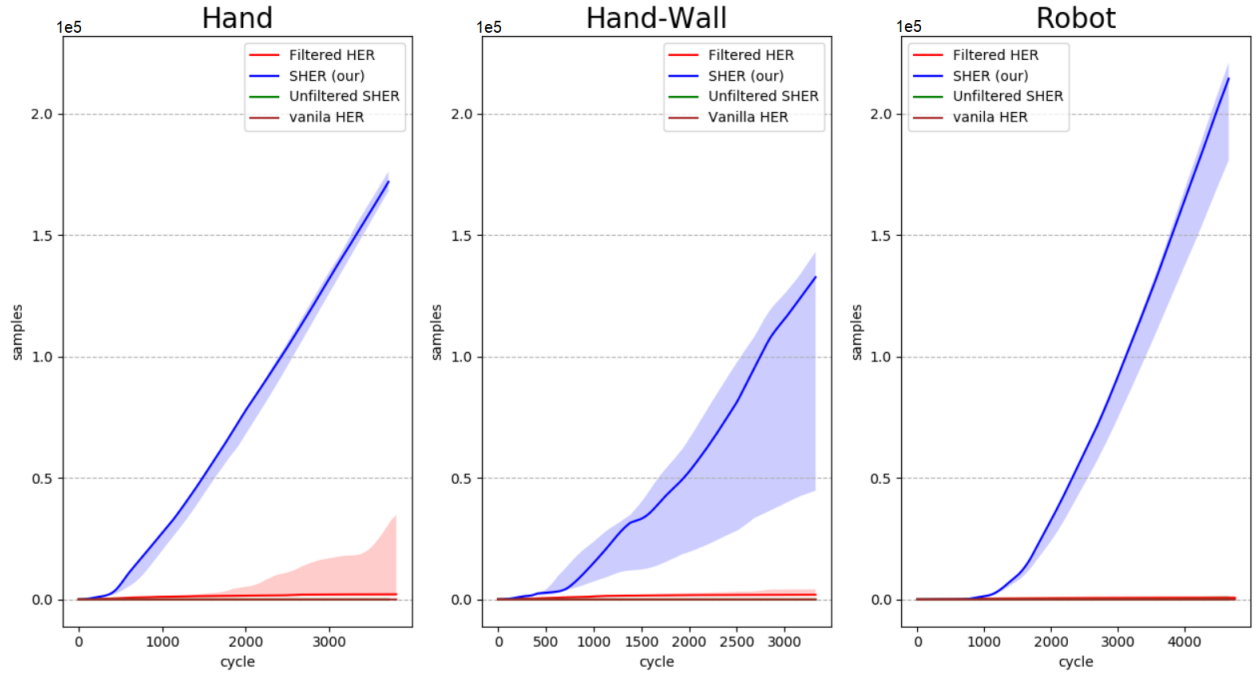


Figure 5: Positive rewards over time. The positive rewards are counted in tens of thousands. Results are shown over 15 independent runs. The bold line shows the median, and the light area indicates the range between the 33rd to 67th percentile. Samples are counted in tens of thousands.

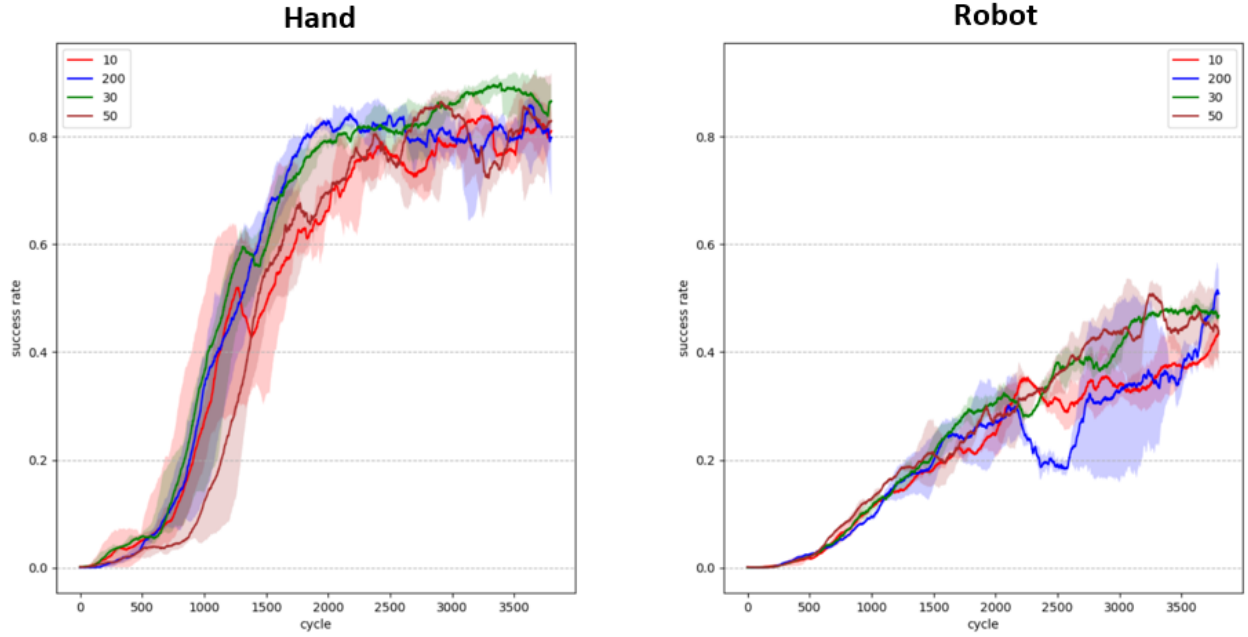


Figure 6: Policy's re-maneuverability for different amounts of sub-task expertise. Results are shown over 10 independent runs. The bold line shows the median, and the light area indicates the range between the 33rd to 67th percentile.

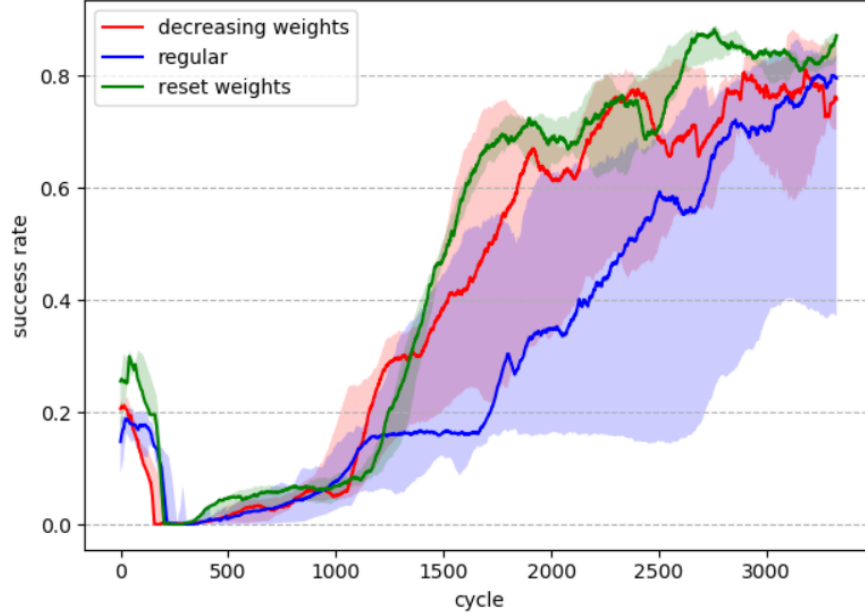


Figure 7: Success rate for different initialization methods in the *Hand* task. Results are shown over 10 independent runs. The bold line shows the median, and the light area indicates the range between the 33rd to 67th percentile.

of mathematics courses with an increasing level of complexity (e.g., arithmetics, algebra, analysis), an RL agent learns source tasks with increasing complexity levels to master a more difficult target task with better performance than learning it from scratch. Different challenges can be addressed within curriculum learning. Selecting and sequencing suitable source tasks for the curriculum have been studied in [21] using domain-dependent and domain-independent knowledge. The sequence of the curriculum is chosen by an expert. Learning of curriculum policies, i.e., how to automatically choose the sequence of source tasks from a given set, has been presented in [22, 23]. As pointed out in [15], further open questions of interest are the type of knowledge (e.g., value, policy, options, etc.) that can be transferred in the curriculum, as well as the transfer of learned curricula in one agent to different agents, similar to applying an existing curriculum to new students with different learning capabilities. The integration of a curriculum with deep reinforcement learning has been presented in [24] for DQN by learning a curriculum for sampling the replay buffer. To put our work in context, we can identify two classes of algorithms of how to define the source tasks and select the curriculum.

Domain-independent curriculum: The first class of algorithms modifies the environment such that the source tasks are simpler versions of the target task while maintaining the main structure of the environment. These algorithms are domain-independent and do not require domain knowledge to design the source tasks. In [25] training starts with all states defined as goal-state and gradually focuses on the real goal-state. Another approach is to choose specific goals, which the agent can quickly achieve [26] or has already achieved [11], and then use those to generalize to other goals. The application of a curriculum on the initial state is also possible. As shown in [27], training starts with an initial state closer to the target. However, this algorithm requires control over the manipulated object at every time step, and thus, it could not be applied to a throwing task. Another approach of manipulating the initial state was taken in [28] using a single recorded trajectory played by an expert and set the initial state to states along the given trajectory. However, this method cannot be applied to multiple goals scenarios, as studied in this paper. Algorithms within this class mostly generate source tasks automatically with no need for expert knowledge. A related approach was also proposed by [29], in which a target task (e.g., a reaching task over a large extent) is divided into a set of *similar* sub-tasks (e.g., shorter reach tasks) and solving each sub-task in parallel using hierarchical reinforcement learning. Yet, this method solves a single long task rather than a sequential task consisting of multiple source tasks as considered here.

Domain-dependent curriculum: This class of algorithms trains the agent on fundamentally different source tasks by modifying the structure of the environment to provide the agent with an essential knowledge needed to learn the target task [23, 22]. These algorithms require domain knowledge to design the source tasks. For example, [23] learns how to play Ms. Pac-Man by first playing with no ghosts present, and then gradually introduces different types of ghosts, or [15] learns how to play chess with only a subset of chess pieces present. Most curriculum approaches from

this class rely on the ability to provide the agent with specified source-tasks beforehand as well as source-task adjusted simulation environments to train the agent.

Our approach combines the two classes by splitting the full task into sub-tasks (source tasks) and simplifying each sub-task using HER. The sub-tasks and their order (curriculum) drop out naturally from the recurrent structure inherent in many object manipulation tasks. Like HER, our algorithm can be applied to multiple-goal scenarios. In contrast to existing algorithms from the second class, our method does not require an adjusted simulation for each sub-task.

6 Conclusion

In this paper, we introduced a novel algorithm that enables using HER on sequential object manipulation tasks, called SHER. SHER applies HER on each source-task sequentially using a curriculum-learning approach. This approximately reduces the exponential time complexity of HER to polynomial time complexity in SHER. Furthermore, we presented a new technique that enables training the entire curriculum on the same simulation with no need for adjustments. Using SHER, we have been able to train the agent on three different sequential object manipulation tasks with multiple goals and sparse reward functions, which has not been possible - to the best of our knowledge - with existing deep reinforcement learning algorithms.

Acknowledgement

This research was supported in part by the Helmsley Charitable Trust through the Agricultural, Biological, and Cognitive Robotics Initiative and by the Marcus Endowment Fund both at Ben-Gurion University of the Negev. This research was supported by the Israel Science Foundation (grant no. 1627/17)

References

- [1] Richard S Sutton and Andrew G Barto. *Reinforcement learning: An introduction*. MIT press, 2018.
- [2] Ian Goodfellow, Yoshua Bengio, and Aaron Courville. *Deep learning*. MIT press, 2016.
- [3] Volodymyr Mnih, Koray Kavukcuoglu, David Silver, Alex Graves, Ioannis Antonoglou, Daan Wierstra, and Martin Riedmiller. Playing atari with deep reinforcement learning. *arXiv preprint arXiv:1312.5602*, 2013.
- [4] Emanuel Todorov, Tom Erez, and Yuval Tassa. Mujoco: A physics engine for model-based control. In *2012 IEEE/RSJ International Conference on Intelligent Robots and Systems*, pages 5026–5033. IEEE, 2012.
- [5] Timothy P Lillicrap, Jonathan J Hunt, Alexander Pritzel, Nicolas Heess, Tom Erez, Yuval Tassa, David Silver, and Daan Wierstra. Continuous control with deep reinforcement learning. *arXiv preprint arXiv:1509.02971*, 2015.
- [6] John Schulman, Filip Wolski, Prafulla Dhariwal, Alec Radford, and Oleg Klimov. Proximal policy optimization algorithms. *arXiv preprint arXiv:1707.06347*, 2017.
- [7] Iyaylo Popov, Nicolas Heess, Timothy P. Lillicrap, Roland Hafner, Gabriel Barth-Maron, Matej Vecerík, Thomas Lampe, Yuval Tassa, Tom Erez, and Martin A. Riedmiller. Data-efficient deep reinforcement learning for dexterous manipulation. *CoRR*, abs/1704.03073, 2017.
- [8] OpenAI, Marcin Andrychowicz, Bowen Baker, Maciek Chociej, Rafal Józefowicz, Bob McGrew, Jakub W. Pachocki, Jakub Pachocki, Arthur Petron, Matthias Plappert, Glenn Powell, Alex Ray, Jonas Schneider, Szymon Sidor, Josh Tobin, Peter Welinder, Lilian Weng, and Wojciech Zaremba. Learning dexterous in-hand manipulation. *CoRR*, abs/1808.00177, 2018.
- [9] David Silver, Thomas Hubert, Julian Schrittwieser, Ioannis Antonoglou, Matthew Lai, Arthur Guez, Marc Lanctot, Laurent Sifre, Dharmashan Kumaran, Thore Graepel, et al. A general reinforcement learning algorithm that masters chess, shogi, and go through self-play. *Science*, 362(6419):1140–1144, 2018.
- [10] Jens Kober, J Andrew Bagnell, and Jan Peters. Reinforcement learning in robotics: A survey. *The International Journal of Robotics Research*, 32(11):1238–1274, 2013.
- [11] Marcin Andrychowicz, Filip Wolski, Alex Ray, Jonas Schneider, Rachel Fong, Peter Welinder, Bob McGrew, Josh Tobin, OpenAI Pieter Abbeel, and Wojciech Zaremba. Hindsight experience replay. In *Advances in Neural Information Processing Systems*, pages 5048–5058, 2017.
- [12] Tom Schaul, Daniel Horgan, Karol Gregor, and David Silver. Universal value function approximators. In *International Conference on Machine Learning*, pages 1312–1320, 2015.
- [13] Alessandro Lazaric. Transfer in reinforcement learning: a framework and a survey. In *Reinforcement Learning*, pages 143–173. Springer, 2012.
- [14] Matthew E Taylor and Peter Stone. Transfer learning for reinforcement learning domains: A survey. *Journal of Machine Learning Research*, 10(7), 2009.
- [15] Sanmit Narvekar. Curriculum learning in reinforcement learning. In *IJCAI*, pages 5195–5196, 2017.
- [16] Yoshua Bengio, Jérôme Louradour, Ronan Collobert, and Jason Weston. Curriculum learning. In *Proceedings of the 26th annual international conference on machine learning*, pages 41–48. ACM, 2009.
- [17] Binyamin Manela and Armin Biess. Bias-reduced hindsight experience replay with virtual goal prioritization. *arXiv preprint arXiv:1905.05498*, 2019.
- [18] Steven D Whitehead. A complexity analysis of cooperative mechanisms in reinforcement learning. In *AAAI*, pages 607–613, 1991.
- [19] Sven Koenig and Reid G Simmons. Complexity analysis of real-time reinforcement learning. In *AAAI*, pages 99–107, 1993.
- [20] Tom Schaul, John Quan, Ioannis Antonoglou, and David Silver. Prioritized experience replay. *arXiv preprint arXiv:1511.05952*, 2015.
- [21] Sanmit Narvekar, Jivko Sinapov, Matteo Leonetti, and Peter Stone. Source task creation for curriculum learning. In *Proceedings of the 2016 International Conference on Autonomous Agents & Multiagent Systems*, pages 566–574, 2016.
- [22] Sanmit Narvekar, Jivko Sinapov, and Peter Stone. Autonomous task sequencing for customized curriculum design in reinforcement learning. In *IJCAI*, pages 2536–2542, 2017.
- [23] Sanmit Narvekar and Peter Stone. Learning curriculum policies for reinforcement learning. In *Proceedings of the 18th International Conference on Autonomous Agents and MultiAgent Systems*, pages 25–33. International Foundation for Autonomous Agents and Multiagent Systems, 2019.

- [24] Zhipeng Ren, Daoyi Dong, Huaxiong Li, and Chunlin Chen. Self-paced prioritized curriculum learning with coverage penalty in deep reinforcement learning. *IEEE transactions on neural networks and learning systems*, 29(6):2216–2226, 2018.
- [25] Atsushi Saito. Curriculum learning based on reward sparseness for deep reinforcement learning of task completion dialogue management. In *Proceedings of the 2018 EMNLP Workshop SCAI: The 2nd International Workshop on Search-Oriented Conversational AI*, pages 46–51, 2018.
- [26] David Held, Xinyang Geng, Carlos Florensa, and Pieter Abbeel. Automatic goal generation for reinforcement learning agents. 2018.
- [27] Carlos Florensa, David Held, Markus Wulfmeier, Michael Zhang, and Pieter Abbeel. Reverse curriculum generation for reinforcement learning. *arXiv preprint arXiv:1707.05300*, 2017.
- [28] Tim Salimans and Richard Chen. Learning montezuma’s revenge from a single demonstration. *arXiv preprint arXiv:1812.03381*, 2018.
- [29] Andrew Levy, George Konidaris, Robert Platt, and Kate Saenko. Learning multi-level hierarchies with hindsight. *arXiv preprint arXiv:1712.00948*, 2017.

A Sequential HER - Time Complexity

In this appendix, we sketch a proof for the time complexities of traditional RL algorithms, HER and Sequential-HER on tasks with a sparse reward function. For this purpose we consider the following toy problem: An agent needs to go from an initial state s_0 to a goal state s_n , which is n steps away (Fig. 8).

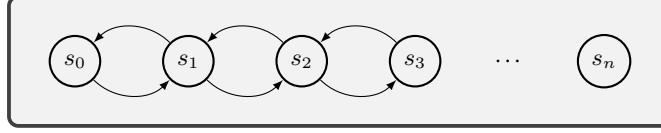


Figure 8: Toy problem

For simplicity we make the following assumptions:

- *premise 1*: Under a random policy, the agent goes from state s_i to s_{i+1} with probability $p_i = p$.
- *premise 2*: At each episode, the agent will first go to the best known state, and will continue with a random policy.
- *premise 3*: The agent can learn how to reach a goal from a single successful example.
- *premise 4*: There is a limited number of steps, namely n . Hence, the agent cannot waist moves.

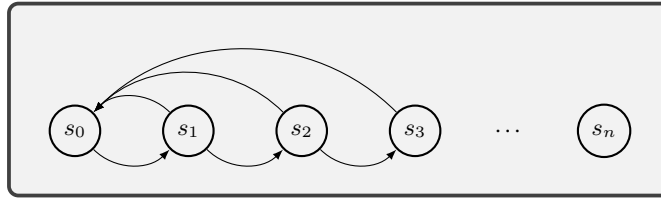


Figure 9: Toy problem - reset state

A.1 Time complexity of traditional RL algorithms

Under *premise 4*, the agent cannot make any mistakes. Thus, the game can be treated as a *reset-state game* ([19]). To solve the game, the agent must choose the right action at every state (Fig. 9). Without HER, the agent cannot leverage *premise 2*, since all states seem equally bad. Under *premise 3*, the agent needs to reach the goal once to learn the task. Under *premise 1*, in each state, the agent goes forward with probability p . Hence, the probability of the agent to reach the goal is p^n . Thus, the time complexity of solving the task is $\frac{1}{p}^n$.

A.2 Time complexity of HER

When using HER, every visited state can be treated as a potential goal. Thus, under *premise 3*, the agent memorizes the states it has seen and estimates how good this state is. Under *premise 2*, the agent can then reach the best-known states (closest to the goal), and start exploring from there. Therefore, to reach the goal, the agent can learn state by state. Thus, the time complexity of solving the task using HER is the sum of the time complexities of all states: $\sum_{i=1}^n \frac{1}{p_i}$. That is, under *premise 1*, $n \cdot \frac{1}{p}$.

A.3 Time complexity of Sequential-HER

In a sequential task, the agent must solve all source tasks before it can manipulate the object and make any progress (see Fig. 10). For example, in our tasks, the agent must first reach the ball before it can move it. In other words, the time complexity of getting from s_0 to s_1 in the target task Ψ is equal to the time complexity of all the source tasks $\psi_1, \dots, \psi_{n-1}$. As HER in its original formulation is not applied to the source task level, but only on the target task, the time complexity of solving all source tasks is exponential in their total state-space complexity (see A.1). By applying HER sequentially to each source-task, the time complexity of getting from s_0 to s_1 of source task $\psi_i, i = 1, \dots, n$ is instead polynomial in the total state-space complexity of former source-tasks $\psi_1, \dots, \psi_{i-1}$. (A.2).

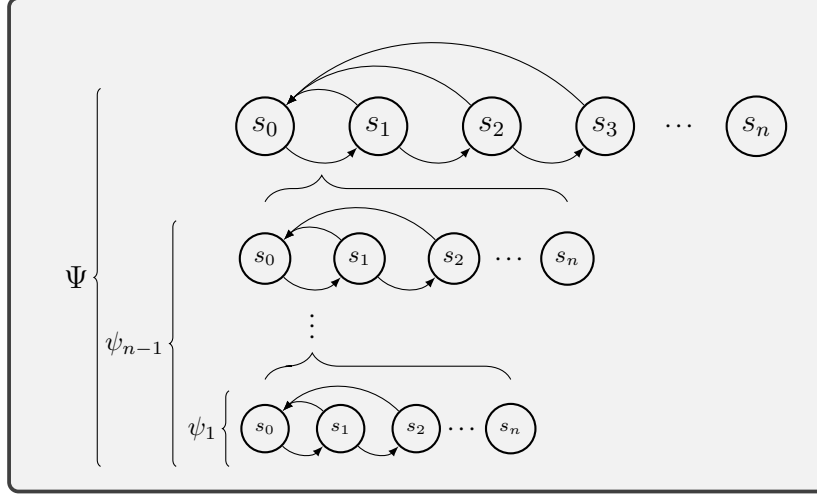


Figure 10: Toy problem: sequential reset-state task.

Ψ stands for the full task. ψ_1 and ψ_{n-1} stands for the first and one-before-last source tasks, respectively. To make any progress in each task (get from s_0 to s_1), the agent must first solve all previous source tasks.

B Experiment Details

In this appendix, we provide a description of the experimental details, including networks' architectures and hyper-parameters.

B.1 Training algorithm

All the training was done using the DDPG algorithm with the following parameters:

hyper-parameters	value
discount factor (γ)	0.98
target-networks smoothing (τ)	7
buffer size	1e6
ϵ initial value	1
ϵ decay rate	0.95
ϵ final value	0.05

For exploration we used a decaying epsilon-greedy policy:

$$a = \begin{cases} a^* & \text{with probability } 1 - \epsilon \\ a^* + \mathcal{N}(0, I \cdot \sigma) & \text{with probability } 0.8 \cdot \epsilon \\ \text{rand}(a) & \text{with probability } 0.2 \cdot \epsilon \end{cases}$$

Where $\sigma = 0.05 \cdot \text{action_range}$ and ϵ decays at the beginning of every epoch. For experience replay we used *prioritize experience replay* [20].

B.2 Neural networks

We used the same neural network layout for all the experiments:

B.2.1 Actor:

layer	size	type	activation	BN	additional info
input	input dim	Input	relu	No	No
hidden 1	64	FC	relu	No	No
hidden 2	64	FC	relu	No	No
hidden 3	64	FC	relu	No	No
output	action dim	FC	tanh	No	No

hyper-parameter	value
learning rate	0.001
gradient clipping	3
batch size	64

B.2.2 Critic:

layer	size	type	activation	BN	additional info
input	input dim	Input	relu	Yes	No
hidden 1	64	FC	relu	Yes	concat the layer to the action
hidden 2	64	FC	relu	Yes	No
hidden 3	64	FC	relu	Yes	No
output	1	FC	linear	Yes	No

hyper-parameter	value
learning rate	0.001
gradient clipping	3
batch size	64