

---

# Word2vec Skip-gram Dimensionality Selection via Sequential Normalized Maximum Likelihood

---

**Pham Thuc Hung**

The Department of Creative Informatics  
Graduate School of Information Science  
and Technology  
The University of Tokyo  
Hongo, Bunkyo-ku, Japan  
hung.pham.thuc@ci.i.u-tokyo.ac.jp

**Kenji Yamanishi**

The Department of Mathematical Informatics  
Graduate School of Information Science  
and Technology  
The University of Tokyo  
Hongo, Bunkyo-ku, Japan  
yamanishi@mist.i.u-tokyo.ac.jp

## Abstract

In this paper, we propose a novel information criteria-based approach to select the dimensionality of the word2vec Skip-gram (SG). From the perspective of the probability theory, SG is considered as an implicit probability distribution estimation under the assumption that there exists a true contextual distribution among words. Therefore, we apply information criteria with the aim of selecting the best dimensionality so that the corresponding model can be as close as possible to the true distribution. We examine the following information criteria for the dimensionality selection problem: the Akaike's Information Criterion, Bayesian Information Criterion, and Sequential Normalized Maximum Likelihood (SNML) criterion. SNML is the total codelength required for the sequential encoding of a data sequence on the basis of the minimum description length. The proposed approach is applied to both the original SG model and the SG Negative Sampling model to clarify the idea of using information criteria. Additionally, as the original SNML suffers from computational disadvantages, we introduce novel heuristics for its efficient computation. Moreover, we empirically demonstrate that SNML outperforms both BIC and AIC. In comparison with other evaluation methods for word embedding, the dimensionality selected by SNML is significantly closer to the optimal dimensionality obtained by word analogy or word similarity tasks.

## 1 Introduction

In recent years, word2vec has been widely applied to many aspects of Natural Language Processing (NLP) and information retrieval such as machine translation [Luong et al.(2015), Vaswani et al.(2017)], text classification [Lilleberg et al.(2015)], text summarization [Nallapati et al.(2016)], and named entity recognition [Sienčnik(2015)]. Furthermore, word2vec is used in various fields such as materials science [Tshitoyan et al.(2019)], healthcare [Gligorijevic et al.(2016)], and recommendation engines [Barkan and Koenigstein(2016), Grbovic and Cheng(2018), Wang et al.(2018)].

The selection of the dimensionality for word2vec is important with regard to two aspects: model accuracy and computing resources. It is crucial to have a model of dimensionality high enough to learn the regularity of the data, but too high a dimensionality tends to cause overfitting. In addition, a large model is accompanied by a massive number of parameters for storage in the machine during training [Shu and Nakayama(2018)], leading to wasted memory resources. Thus, it is crucial to devise a method that can decide upon a dimensionality that satisfies the ability to capture necessary information from training data as well as makes efficient use of the computational resources.

However, few studies have focused on the dimensionality selection problem. Most research evaluating the effectiveness of word embedding focuses on word analogy and word similarity tasks [Zhai et al.(2016)]. These evaluation methods require handcrafted datasets for implementation, but such datasets are currently not available to evaluate model training on non-English verbal and non-verbal data. To the best of our knowledge, only Yin and Shen [Yin and Shen(2018)] accomplished the dimensionality selection of a word embedding model without the use of evaluation datasets. However, two aspects about this method need further consideration: the assumption that the noise signal obeys the zero mean-Gaussian distribution has not been verified in real data, and the selected dimensionality is quite different from those obtained by the other evaluation methods based on handcrafted datasets.

From the perspective of information theory, we introduce an information criteria-based approach. We specifically propose the Sequential Normalized Maximum Likelihood (SNML) criterion in combination with some heuristics for the dimensionality selection problem. Application of our proposed criterion ensures that the selected dimensionality is able to capture regularity from the data as well as meet the preferences of models with relatively low but sufficient dimensionality. This information criteria-based approach does not require handcrafted evaluation datasets. To the best of our knowledge, this study presents the first application of information criteria in the field of word presentation as well as the first heuristic comparison of the SNML codelength. The results of the experiments show that the dimensionality selected by our method provides appropriate performance compared to optimal dimensionality for word analogy and word similarity tasks for English text data, and the estimated contextual distribution using this dimensionality is the closest thus far to the true distribution generated in synthetic data.

## 2 Related work

### 2.1 Word embedding

Representations of words in a vector space have been studied exhaustively in the NLP literature. Beginning with a one-hot vector (the very first representation of words), other word representation methods such as latent semantic analysis [Deerwester et al.(1990)] and latent Dirichlet allocation [Blei et al.(2003)] have been proposed to improve NLP task performance over time. Various methods that represent words as dense vectors (referred to as “word embedding”), including GloVe [Pennington et al.(2014)], word2vec (SG and continuous bag of words) [Mikolov et al.(2013a)], are considered as the state of the art in this field. In this paper, we focus on SG, but the proposed approach can be applied to any other word embedding model.

**Formula of SG** As the SG model often uses the negative sampling technique, in this study, we work with both original SG (oSG) and Skip-gram with Negative Sampling (SGNS) to clarify the idea behind our approach. In order to apply information criteria on the SG, we summarize it and introduce our notations for both oSG and SGNS. Assume a corpus of words and their contexts:  $\mathcal{D} = (\mathbf{w}, \mathbf{c}) = (w_1, c_1)(w_2, c_2) \dots (w_n, c_n)$ ;  $w_i \in V_W, c_i \in V_C$ , which are one-hot vectors, where  $V_W$  and  $V_C$  are the word and context vocabularies of sizes  $S_W$  and  $S_C$ , respectively. The training process of oSG attempts to learn the contextual distribution for each word by maximizing the likelihood function seen below.

$$P_{oSG}(\mathbf{c}|\mathbf{w}; E, F) = \prod_{i=1}^n P_{oSG}(c_i|w_i; E, F) = \prod_{i=1}^n \frac{\exp(w_i^T E F) c_i}{\sum_{c' \in C} \exp(w_i^T E F) c'}, \quad (1)$$

where E and F are the parameter matrices of the shapes  $(S_W \times d)$  and  $(d \times S_C)$ , respectively.  $d$  is the dimensionality of the embedding vector space.

Unlike oSG, SGNS learns the probability that a particular context occurred around a word or not:  $P(x_{i0} = 1|w_i, c_i; E, F)$ . Furthermore, SGNS introduces  $S_z$  negative samples  $z_i = \{z_{i1}, z_{i2}, \dots, z_{iS_z}\} \in V_C^{(S_z)}$  for each particular word  $w_i$ :  $P(x_{ij} = 0|w_i, z_{ij}; E, F); j = \{1, 2, \dots, S_z\}$ . The training process of SGNS attempts to maximize the following likelihood function:

$$P_{SGNS}(\mathbf{x}|\mathbf{w}, \mathbf{c}, \mathbf{z}; E, F) = \prod_{i=1}^n P_{SGNS}(x_i|w_i, c_i, z_i; E, F), \quad (2)$$

$$\begin{aligned}
P_{SGNS}(x_i|c_i, z_i, w_i; E, F) &= P_{SGNS}(x_{i0} = 1|w_i, c_i; E, F) \prod_{j=1}^{S_z} P_{SGNS}(x_{ij} = 0|w_i, z_{ij}; E, F) \\
&= \sigma(w_i^T E F c_i) \prod_{j=1}^{S_z} \sigma(-w_i^T E F z_{ij}),
\end{aligned} \tag{3}$$

In the remainder of this paper, we denote  $P(\mathcal{D}; \theta)$  for both  $P_{oSG}(c|\mathbf{w}; E, F)$  and  $P_{SGNS}(\mathbf{x}|\mathbf{w}, \mathbf{c}, \mathbf{z}; E, F)$ .

## 2.2 Dimensionality of SG

Unlike our approach, Yin and Shen [Yin and Shen(2018)] considered word embedding to be an implicit matrix factorization problem [Levy and Goldberg(2014)], and approached the issue by deciding the rank of the component matrix. Their work was conducted by introducing Pairwise Inner Product (PIP) loss, a measure that evaluates the goodness of the rank of matrix factorization. The best rank is chosen to minimize a given upper bound of the PIP loss.

However, the selected number of dimensions does not agree with the optimal dimensionality performance based on the other evaluation tasks. For example, the best dimensionality of SG chosen by PIP loss is **129**, and the best 5% dimensionalities range from 67 to 218, while the best dimensionalities in the WordSim353 (WS), MTurk771 (MTurk), and Google word analogy (WA) datasets are **56**, **102**, and **220**, respectively [Yin and Shen(2018)]. Moreover, the matrix factorization operation conducted during the PIP loss calculation suffers from computational disadvantages and exceeds the calculation limit for huge amounts of data (e.g. Wikipedia dataset in our experiments).

## 2.3 Information criteria

Word2vec is classified as a self-supervised machine learning model. Therefore, the number of dimensions can be selected by comparing the value of the loss function on the validation dataset. An alternative approach to dimensionality selection involves using information criteria such as the Akaike Information Criterion (AIC) [Akaike(1973)], Bayesian Information Criterion (BIC) [Schwarz(1978)], and Minimum Description Length (MDL) [Rissanen(1978)]. Compared to the cross-validation method, these information criteria do not require a hold-out validation dataset, which prevents wastage of our precious data.

Since AIC, BIC, and MDL have different backgrounds with regard to the estimation of expected log likelihood and approximation of the log marginal likelihood, we need to carefully choose the criteria to be used in specific cases. In fact, AIC and BIC rely heavily on the asymptotic theory, which states that as the data size grows to infinity, the estimated parameters converge in probability to the true values of the parameters. However, the asymptotic theory does not apply to word2vec; i.e. as the number of data increases to infinity, we can obtain different optimal parameters set (E, F). Therefore, AIC and BIC are not guaranteed to work theoretically. Nonetheless, several empirical studies have applied them successfully.

Unlike AIC and BIC, MDL with Normalized Maximum Likelihood (NML) codelength is an accurate model selection criterion for real-world data analysis based on limited samples. NML is also known as the best codelength in the context of the minimax optimality property [Shtarkov(1987)].

However, choosing the best method for dimensionality selection is still an experimental task in word2vec. In the next section, we describe in detail the application of MDL to the dimension selection problem and the reason for choosing this method. We then provide empirical comparisons between the methods listed in this section.

**Formulae for AIC and BIC** In order to apply these information criteria to the dimensionality selection problem, we introduce our notations for the AIC and BIC first.

$$AIC = 2(S_W \times d + d \times S_C) - 2 \ln \left( P(\mathcal{D}; \hat{\theta}(\mathcal{D})) \right), \tag{4}$$

$$BIC = \ln(n)(S_W \times d + d \times S_C) - 2 \ln \left( P(\mathcal{D}; \hat{\theta}(\mathcal{D})) \right), \quad (5)$$

where,  $\hat{\theta}(\mathcal{D}) = (\hat{E}(\mathcal{D}), \hat{F}(\mathcal{D}))$  is the maximum likelihood estimation of the parameters on data  $\mathcal{D}$ .

### 3 Dimensionality selection via the MDL principle

#### 3.1 Applying the MDL principle, NML and SNML codelengths

Word2vec was derived based on the distributional hypothesis of Harris [Harris(1954)], which states that words in similar contexts have similar meanings. Therefore, assuming the existence of the true context distribution for given words  $P^*(\cdot|w)$ , it is reasonable to choose the dimensionality that has the ability to learn the context distribution most similar to the true distribution. The MDL principle [Rissanen(1978)] is a powerful solution for model selection, and is considered for the dimensionality selection as per our interest.

The MDL principle states that the best hypothesis (a model and its parameters) for a given set of data is the one that leads to the best compression of the data, namely the minimum codelength [Rissanen(1978)]. Specifically, we consider each dimensionality corresponding to a probability model class  $\mathcal{M}_d$ .

$$\mathcal{M}_d = \{P(\mathcal{D}; \theta) : \theta = (E \in R^{(S_W \times d)}, F \in R^{(d \times S_C)})\}, \quad (6)$$

We take the expression  $\mathcal{L}(\mathcal{D}; \mathcal{M}_d)$  as the codelength of data  $\mathcal{D}$  that can be obtained for the given model class  $\mathcal{M}_d$ . Therein, the NML codelength is the best-known codelength in the MDL literature to achieve the minimax regret [Shtarkov(1987)]. The formula for the NML codelength is given below.

$$\mathcal{L}_{NML}(\mathcal{D}; \mathcal{M}_d) = -\log P(\mathcal{D}; \hat{\theta}(\mathcal{D})) + \log C(\mathcal{M}_d), \quad (7)$$

where  $\log C(\mathcal{M}_d) = \log \sum_{\mathcal{D} \in \mathbb{D}^{(n)}} P(\mathcal{D}; \hat{\theta}(\mathcal{D}))$  is known as Parametric Complexity (PC);  $\mathbb{D}^{(n)}$  denotes for all possible data series with the length of  $n$ .

However, the PC term involves extensive computations and is not realistic to implement. Instead, we apply the SNML codelength [Rissanen et al.(2010)] in this study to reduce the computation cost using the formula seen below:

$$\mathcal{L}_{SNML}(\mathcal{D}; \mathcal{M}_d) = \sum_{i=1}^n \mathcal{L}_{SNML}(\mathcal{D}_i | \mathcal{D}^{i-1}; \mathcal{M}_d), \quad (8)$$

where  $\mathcal{D}^i$  denote for data series  $\mathcal{D}_1, \mathcal{D}_2, \dots, \mathcal{D}_i$  and  $\mathcal{D} = \mathcal{D}_1, \mathcal{D}_2, \dots, \mathcal{D}_n$ . The SNML codelength is calculated as the total codelength where the codelength for each data is sequentially calculated such as the NML codelength every time it is input. It is known that the SNML codelength is a good approximation to the NML codelength [Rissanen(2012)]. Since the SNML codelength is sequentially calculated, its computational cost at each step is much lower than that of the NML codelength.

In addition, the SNML codelength function  $\mathcal{L}_{SNML}(\mathcal{D}_i | \mathcal{D}^{i-1}; \mathcal{M}_d)$  can be applied to oGS and SGNS in the forms seen below.

$$\begin{aligned} \mathcal{L}_{SNML}(\mathcal{D}_i | \mathcal{D}^{i-1}; \mathcal{M}_d^{oSG}) &= -\log P_{oSG}(c_i | w^i, c^{i-1}; \hat{\theta}(w^i, c^i)) \\ &\quad + \log \sum_{c \in V_C} P_{oSG}(c | w^i, c^{i-1}; \hat{\theta}(w^i, c^{i-1}, c)), \end{aligned} \quad (9)$$

$$\begin{aligned} \mathcal{L}_{SNML}(\mathcal{D}_i | \mathcal{D}^{i-1}; \mathcal{M}_d^{SGNS}) &= -\log P_{SGNS}(x_i | w^i, c^i, z^i, x^{i-1}; \hat{\theta}(w^i, c^i, z^i, x^i)) \\ &\quad + \log \sum_{x \in \mathcal{O}^{(S_z)}} P_{SGNS}(x | w^i, c^i, z^i, x^{i-1}; \hat{\theta}(w^i, c^i, z^i, x^{i-1}, x)), \end{aligned} \quad (10)$$

where  $\mathcal{O}^{(S_z)}$  is set of all possible one-hot vector of  $S_z$  dimensions.

#### 3.2 Some heuristics associated with SNML codelength calculation

The computation of the SNML codelength still costs  $nS_C$  times to train each data record  $\mathcal{D}_i$ , which is also not realistic. We introduce two techniques for saving the computational costs for SNML: heuristic comparison and importance sampling on the SNML codelength.

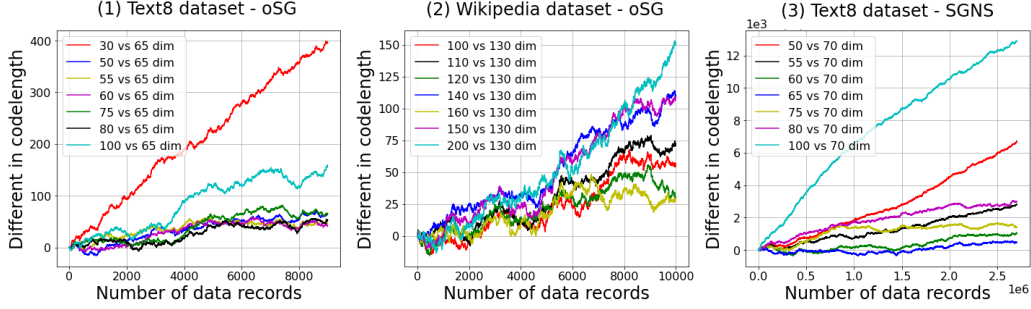


Figure 1: Cumulative SNML codelengths of different dimensionalities compared to the dimensionality result with the shortest codelength

**Heuristic comparison** A simple observation reveals that if the codelength of data obtained with model class  $\mathcal{M}_d$  is the shortest, then only some part of the data can also be achieved with the shortest codelength compressed with the same model class. Therefore, instead of computing the codelength for all  $n$  records of data, we can use the codelength of a small set of data. In fact, the results of our experiments show that focusing on the last several thousand records of data are sufficient to compare model classes.

Figure 1 demonstrates the differences in SNML codelengths of different dimensionalities compared with the dimensionality that achieves the shortest codelength on the data. The vertical axis show the difference of data codelength obtained by two different dimensionality shown in the legends (e.g.  $d1$  vs  $d2$  dim); specifically, it is calculated by  $\mathcal{L}(\mathcal{D}'; d1) - \mathcal{L}(\mathcal{D}'; d2)$  where  $\mathcal{L}$  is the codelength function;  $\mathcal{D}'$  is data;  $d1$  and  $d2$  are dimensionality; while the value of horizontal axis shows the number of records of  $\mathcal{D}'$ .

To facilitate comparisons among dimensionalities that are markedly different from one another (such as 30 dimensions versus 65 dimensions in Figure 1-1, or 200 dimensions versus 130 dimensions in Figure 1-2), it is sufficient to use only 6,000 data records to provide information about the best dimensionality to be chosen. Therefore, adding data thereafter simply increases the SNML codelength but does not change our answer substantially. However, for similar dimensionalities, such as 60, 65, and 70 dimensions in Figure 1-3, the first one million data records cannot help us identify the optimal dimensionality. This phenomenon leads to confusion when the codelengths between two model classes are not too different. To ensure that the correct model is chosen, we need to increase the number of records to estimate the SNML codelength so as to allow a better comparison of these two dimensionalities. However, a small dimension error in the dimensionality selection of word2vec does not affect the final performance considerably. Therefore, the trade-off between the computing time and model selection accuracy is determined by the number of records beyond those required to estimate the SNML codelength with sufficient finality.

**Importance sampling** Since the size of the context set  $S_C$  is large (approximately 30,000–100,000 or above, according to the training dataset), the computation of PC for SNML in oSG is still very expensive. We apply the importance sampling method to approximately estimate the SNML description length for each data record. In detail, if a distribution  $Q$  on the context set satisfies  $Q(c) \neq 0 \forall c \in V_C$ , the following formula can be applied.

Let  $f(c) = P\left(c \middle| w^i, c^{i-1}; \hat{\theta}(w^i, c^{i-1}, c)\right)$ , then

$$\sum_{j=1}^{S_C} f(c_j) = \sum_{j=1}^{S_C} Q(c_j) \frac{f(c_j)}{Q(c_j)} = \mathbb{E}_Q \left( \frac{f(c)}{Q(c)} \right) \approx \frac{1}{m} \sum_{c \in \mathcal{S}} \frac{f(c)}{Q(c)}, \quad (11)$$

where  $\mathcal{S} = \{c_1, c_2, \dots, c_m\} \sim Q(c)$ : set of samples draw from distribution  $Q$ .

This estimation asymptotes to the true value as  $m$  (the number of samples) increases, and distribution  $Q$  is similar to function  $f(c)$ . In our experiment, the uniform distribution is the best choice for distribution  $Q$ , and the sampling size is chosen to be 1/10 the size of the context set to balance the computation time and sampling error.

## 4 Experimental settings

### 4.1 Data

We compare the above-mentioned model selection criteria using SG trained on three datasets: synthetic data, text8, and Wikipedia.

**Synthetic data** Synthetic data are generated based on several random questions from the WA dataset. Assuming a numeric context set, we generate categorical distributions on this set for all words for which the parameter vectors of the corresponding distributions satisfy the constraints in the questions. For example, corresponding to question: *Tokyo, Japan, Paris, France*, the process involves generation of four random contextual distributions,  $\tilde{P}(\cdot|Tokyo)$ ,  $\tilde{P}(\cdot|Japan)$ ,  $\tilde{P}(\cdot|Paris)$ ,  $\tilde{P}(\cdot|France)$ , such that:  $\text{cosine}(\tilde{P}(\cdot|Tokyo), \tilde{P}(\cdot|Japan)) = \text{cosine}(\tilde{P}(\cdot|Paris), \tilde{P}(\cdot|France))$ . The implementation for generation of such categorical distributions is also available on GitHub<sup>1</sup>.

We then sample words using a uniform distribution and contexts using  $\tilde{P}$  adding normal distribution noises. Using these pairs of word and context, oSG and SGNS can be trained to achieve a 100% score on the questions used to create data with the appropriate dimensionality. Furthermore, good dimensionality should result in contextual distributions similar to  $\tilde{P}$ . To evaluate this similarity, we use a dissimilar function for the oSG model and a similar function for the SGNS model as follows:

$$\text{dissimilar}(\mathcal{M}_d^{(oSG)}, \tilde{P}) = \frac{1}{S_W} \sum_{w \in V_W} D_{KL}(P_{oSG}(\cdot|w; \hat{\theta}) || \tilde{P}(\cdot|w)), \quad (12)$$

$$\text{similar}(\mathcal{M}_d^{(SGNS)}, \tilde{P}) = \frac{1}{S_W} \sum_{w \in V_W} \rho(f_{P_{SGNS}}(\cdot|w; \hat{\theta}), f_{\tilde{P}}(\cdot|w)), \quad (13)$$

where,  $D_{KL}$  denotes for Kullback–Leibler divergence,  $\rho$  denotes Spearman’s rank correlation coefficient,  $f_{P_{SGNS}}(\cdot|w; \hat{\theta})$  and  $f_{\tilde{P}}(\cdot|w)$  are vectors that take  $P_{SGNS}(x = 1|w, c; \hat{\theta})$  and  $\tilde{P}(c|w)$  ( $c \in V_C$ ) as elements, respectively. The choice of  $D_{KL}$  for oSG comes from the fact that oSG outputs a categorical distribution; while SGNS results a list of probability values which are expected to have a strong positive correlation with values of  $\tilde{P}$ . We use  $\text{dissimilar}(\mathcal{M}_d^{(oSG)}, \tilde{P})$  and  $\text{similar}(\mathcal{M}_d^{(SGNS)}, \tilde{P})$  as the oracle criterion to evaluate the optimal dimensionality for synthetic data.

**Text datasets** The text8 and Wikipedia datasets are preprocessed using a window size of 5, removing words that occur less than 73 times, and applying subsampling with a threshold of  $10^{-5}$ . In addition, we only use the first 20,000 articles of the English Wikipedia dump for the training process.

### 4.2 Training process

**Optimization settings** In order to speed up the training process, we implement momentum optimizer and mini-batch with a batch size of 1,000 for oSG training and stochastic gradient descent for SGNS, as in [Mikolov et al.(2013b)]. Learning rate  $\alpha$  for oSG is set to 1.0 and momentum is 0.9. For SGNS,  $\alpha$  is chosen to be 0.1, and the number of negative samples is 15. The number of epochs is chosen so that the negative log likelihood value is not significantly reduced. For instance, in the case of oSG, 200 and 90 epochs respectively were selected for text8 and Wikipedia, while for SGNS, 15 epochs were selected for text8. Practically, these optimization settings achieve the best performance in our experiment. For example, the best word analogy (WA) scores for text8 are 32.6% (SGNS) and 38.6% (oGS), the corresponding value for Wikipedia is 50.5% (oNS).

Because of the limitations posed by the computational resources, we experiment on a finite number of dimensionalities, which we think is sufficient to clarify the idea behind this research. The evaluated dimensionalities are then shown in the figures corresponding to each dataset.

**Estimation of SNML codelength** Estimation of SNML codelength requires us to repeat the parameter estimation  $\hat{\theta}(w^i, c^i)$   $s \times m$  times, where  $s$  is the number of records beyond those required to

<sup>1</sup>Currently unavailable in submission version

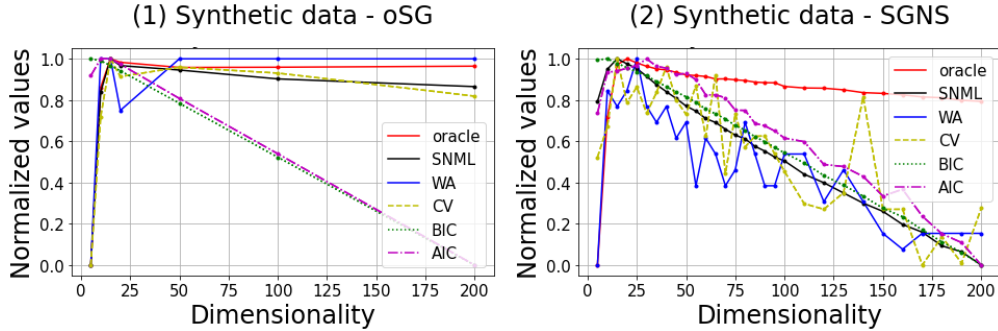


Figure 2: Normalized values of criteria compared with the oracle on synthetic data

Table 1: Optimal dimensionalities chosen by different criteria (-: unknown)

	SNML	WS	WA	MEN	MTurk	CV	AIC	BIC	PIP
Text8 (oSG)	65	75	80	60	60	65	-	-	120
Wikipedia (oSG)	130	130	180	100	110	130	200	-	-
Text8 (SGNS)	70	70	95	70	60	60	70	-	105

estimate the SNML codelength, and  $m$  is the sampling size. However, repeatedly estimating parameters from scratch is very time consuming. We can alternatively estimate  $\hat{\theta}(w^i, c^i)$  from  $\hat{\theta}(w^{i-1}, c^{i-1})$  by taking the gradient descent of  $(w_i, w_i)$ .

## 5 Experimental results

### 5.1 Synthetic data

We compare five criteria: AIC, BIC, SNML, accuracy on the WA task, and loss value on the validation dataset (CV) with the oracle criterion. The experimental results are shown in Figure 2. Due to the differences between the criteria values, we scale all the values to range from 0 to 1 for visual purposes. Moreover, while the dissimilar oracle and other criteria take the dimensionality that minimizes the value, WA takes the maximum. Therefore, in the figure, we draw the line showing the negative value plus one for dissimilar oracle, AIC, BIC, SNML, and CV so that the higher value states better indicate the dimensionality to be chosen. This scale procedure is also applied to Figure 3 and Figure 4. The horizontal axis in these figures shows the number of dimensions.

The results for oSG show that the BIC exhibits a monotonous decrease, while the AIC provides 10 as the best dimensionality. The results of the SNML and CV agree with the oracle, namely that 15 is the best dimensionality to choose. WA provides a result of 100% over a long range. For SGNS, the oracle chooses 20 dimensions, SNML and CV choose 15, and WA achieves the highest score at 25 dimensions. On the other hand, the BIC chooses 10 dimensions while the AIC chooses 30.

In both oSG and SGNS, SNML chooses the dimensionality equal or close to the oracle criterion, similar to CV. Thus, SNML outperforms both AIC and BIC. Note that the synthetic data are designed to achieve a 100% WA score using contextual distribution; however, the scores achieved using embedded vectors change significantly according to the dimensionality; the optimal dimensionality for WA may be higher than that chosen by the oracle.

### 5.2 Text data

We compare the SNML criterion with the NLP word analogy task (using WA) and word similarity tasks (using WS, MTurk, and MEN-3k test collection (MEN)). We experiment with at least 3 runs for each dataset, and the average results are shown in Figure 3. The comparison of SNML with the information criteria, CV, and PIP is depicted in Figure 4.

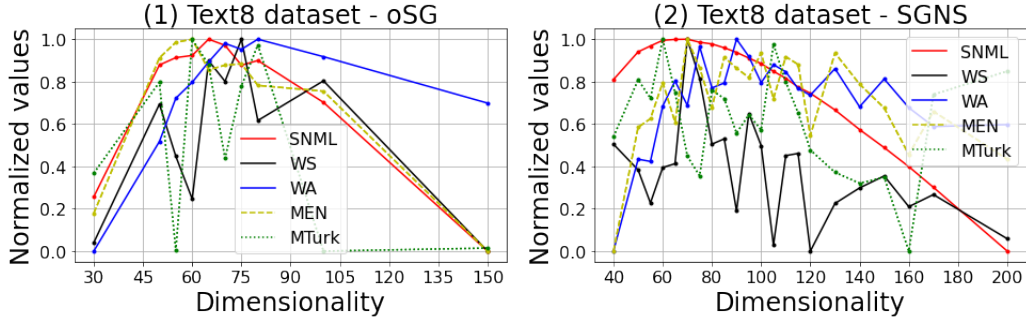


Figure 3: Normalized values and scores on NLP tasks compare with SNML

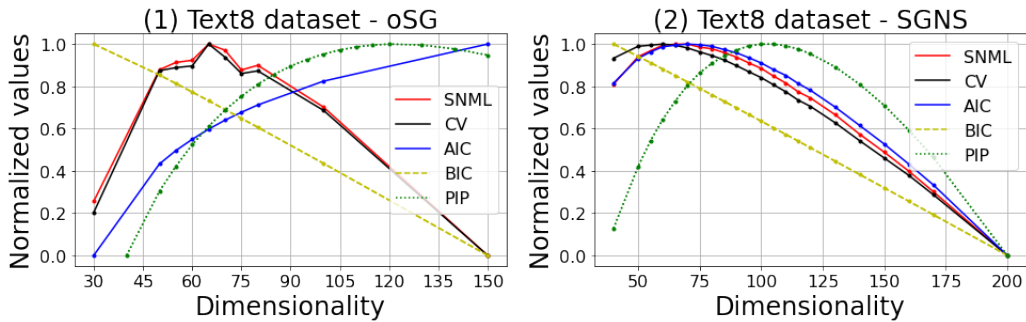


Figure 4: Normalized values of information criteria, CV, and PIP

As knowledge regarding the underlying true distribution of the data is lacking, it is difficult to determine the best measures. However, assuming the existence of the true contextual distribution, NLP tasks will roughly prioritize models closest to the true distribution. Therefore, the dimensionality selected by SNML is also close to the optimal dimensionalities for these tasks. The main results of the study are shown in the Table 1. In it, the optimal dimensionality chosen by the proposed method were compared with the optimal dimensionality in word analogy and word similarity tasks in NLP [Zhai et al.(2016)]. The closer the dimensionality of any method is to the optimal one in NLP task, the better the method is. Accordingly, for oSG, SNML and CV chose the same dimensionality which is closer to the optimal dimensionality in NLP tasks than AIC, BIC and PIP. For SGNS, SNML chose the dimensionality closer to the optimal dimensionality for 3 tasks (WS, WA, MEN) in 4 tasks (WA, WS, MEN and MTurk) implemented when compared to CV; and 4 in 4 tasks implemented when compared to BIC and PIP. We concluded that SNML is better than CV, AIC, BIC and PIP in almost implemented NLP tasks. Note that we are unable to implement PIP on Wikipedia because the computational complexity was beyond the capabilities of our servers. We are also unable to find the minimum values of BIC and AIC (for text8 train with oSG) for dimensions over a long range.

Furthermore, the SNML criterion tends to favor smaller dimensions although it is sufficient to ensure good performance on other NLP tasks while heavily penalizing model classes that tend to overfitting. This characteristic of SNML helps us avoid choosing large models, and therefore, the available resources should be fully utilized.

## 6 Conclusion

When considering word2vec SG as a probability distribution estimation problem, the optimal dimensionality can provide an estimation of contextual distribution as close as possible to the true distribution-generated data. We tested information criteria (AIC and BIC) and SNML with some heuristics to select such a dimensionality. The experimental results on synthetic data showed that the SNML could choose a dimensionality such that the corresponding probability model is able to learn the contextual distribution closest to the true distribution-generated data. The experiments on text datasets showed that SNML has the ability to choose a desirable dimensionality with regard to two



aspects; low dimensionality although it is sufficient to ensure good performance in terms of significant closeness of optimal dimensionality in NLP tasks without a hold-out test dataset. Furthermore, SNML typically outperforms AIC, BIC, CV, and PIP in the selection of good dimensionality for NLP tasks in our experiments. Our method therefore holds promise for choosing the most appropriate dimensionality in word2vec when training with data is not limited to English or non-verbal data.

To the best of our knowledge, this is the first study that applies information criteria to dimensionality selection for word embedding. In fact, the limitations associated with computation or asymptotic estimation of NML or SNML codelength make it difficult to apply such criteria in these areas. By introducing some heuristics in the SNML codelength calculation, we have discovered a new and useful approach, namely MDL-based knowledge embedding. Our proposed approach can be applied to other embedding methods once a likelihood function corresponding to any embedding method is defined. For example, in the case of BERT, the likelihood function can be defined using a joint probability distribution of masked token and next sentence. This likelihood function is then substituted for distribution  $P$  in Eqs. (6), (7), (8) to obtain NML and SNML codelengths. More detailed evaluation will be left for future study.

## Broader Impact

This paper makes two main contributions to the literature: the presented method effectively estimates the optimal dimensionality for word2vec models as well as successfully compares SNML codelength between model classes. Estimation of the optimal dimensionality for word2vec models can help researchers and engineers improve the performance of artificial intelligence (AI) systems using word2vec. When the dimensionality selected by the method fails, the performance of the AI system degrades. Our proposed approach can help avoid such failures. Broadly speaking, users and stakeholders of such systems may benefit from advances in AI performance. For example, improvements in the recommendation engines using word2vec will lead to a better user experience, and the system owner may also gain a higher conversion rate or revenue.

Our method of comparing the SNML codelength among model classes introduces a new research direction about hyper-parameters for other embedding methods or neural networks models. In the case of deep learning (DL) models, due to the preference to lower dimensionality of AIC, BIC or SNML, proposed method does not benefit from the over-parameterization property of these models. However, other improvements such as considering an effective parameterization method for AIC and BIC can also be straightforwardly applied to our framework in order to help selected dimensionality benefit from the over-parameterization property of DL models. It will be a future challenge in this field to investigate what improvement yields the best strategy for hyper-parameters selection.

## References

- [Luong et al.(2015)] Thang Luong, Hieu Pham, and Christopher D. Manning. Effective approaches to attention-based neural machine translation. In *Proceedings of the 2015 Conference on Empirical Methods in Natural Language Processing*, pages 1412–1421, Lisbon, Portugal, September 2015. Association for Computational Linguistics. doi: 10.18653/v1/D15-1166. URL <https://www.aclweb.org/anthology/D15-1166>.
- [Vaswani et al.(2017)] Ashish Vaswani, Noam Shazeer, Niki Parmar, Jakob Uszkoreit, Llion Jones, Aidan N Gomez, Łukasz Kaiser, and Illia Polosukhin. Attention is all you need. In I. Guyon, U. V. Luxburg, S. Bengio, H. Wallach, R. Fergus, S. Vishwanathan, and R. Garnett, editors, *Advances in Neural Information Processing Systems 30*, pages 5998–6008. Curran Associates, Inc., 2017. URL <http://papers.nips.cc/paper/7181-attention-is-all-you-need.pdf>.
- [Lilleberg et al.(2015)] Joseph Lilleberg, Yun Zhu, and Yanqing Zhang. Support vector machines and word2vec for text classification with semantic features. In Ning Ge, Jianhua Lu, Yingxu Wang, Newton Howard, Philip Chen, Xiaoming Tao, Bo Zhang, and Lotfi A. Zadeh, editors, *ICCI\*CC*, pages 136–140. IEEE Computer Society, 2015. ISBN 978-1-4673-7290-9. URL <http://dblp.uni-trier.de/db/conf/IEEEicci/IEEEicci2015.html#LillebergZZ15>.
- [Nallapati et al.(2016)] Ramesh Nallapati, Bowen Zhou, Cicero dos Santos, Çağlar Gułıçehre, and Bing Xiang. Abstractive text summarization using sequence-to-sequence RNNs and beyond. In *Proceedings of The 20th SIGNLL Conference on Computational Natural Language Learning*, pages 280–290, Berlin, Germany, August 2016. Association for Computational Linguistics. doi: 10.18653/v1/K16-1028. URL <https://www.aclweb.org/anthology/K16-1028>.

- [Sienčnik(2015)] Scharolta Katharina Sienčnik. Adapting word2vec to named entity recognition. In *Proceedings of the 20th Nordic Conference of Computational Linguistics, NODALIDA 2015, May 11-13, 2015, Vilnius, Lithuania*, number 109, pages 239–243. Linköping University Electronic Press, Linköpings universitet, 2015.
- [Tshitoyan et al.(2019)] Vahe Tshitoyan, John Dagdelen, Leigh Weston, Alexander Dunn, Ziqin Rong, Olga Kononova, Kristin A. Persson, Gerbrand Ceder, and Anubhav Jain. Unsupervised word embeddings capture latent knowledge from materials science literature. *Nature*, 571:95 – 98, 07/2019 2019. ISSN 0028-0836. doi: 10.1038/s41586-019-1335-8.
- [Gligorijevic et al.(2016)] Djordje Gligorijevic, Jelena Stojanovic, Nemanja Djuric, Vladan Radosavljevic, Mihajlo Grbovic, Rob J. Kulathinal, and Zoran Obradovica. Large-scale discovery of disease-disease and disease-gene associations. *Scientific report*, 6 32404, 08/2016 2016. doi: 10.1038/srep32404.
- [Barkan and Koenigstein(2016)] Oren Barkan and Noam Koenigstein. Item2vec: Neural item embedding for collaborative filtering, 2016. URL <http://arxiv.org/abs/1603.04259>. cite arxiv:1603.04259.
- [Grbovic and Cheng(2018)] Mihajlo Grbovic and Haibin Cheng. Real-time personalization using embeddings for search ranking at airbnb. In *Proceedings of the 24th ACM SIGKDD International Conference on Knowledge Discovery & Data Mining, KDD '18*, page 311–320, New York, NY, USA, 2018. Association for Computing Machinery. ISBN 9781450355520. doi: 10.1145/3219819.3219885. URL <https://doi.org/10.1145/3219819.3219885>.
- [Wang et al.(2018)] Jizhe Wang, Pipei Huang, Huan Zhao, Zhibo Zhang, Binqiang Zhao, and Dik Lun Lee. Billion-scale commodity embedding for e-commerce recommendation in alibaba. In *Proceedings of the 24th ACM SIGKDD International Conference on Knowledge Discovery & Data Mining, KDD '18*, page 839–848, New York, NY, USA, 2018. Association for Computing Machinery. ISBN 9781450355520. doi: 10.1145/3219819.3219869. URL <https://doi.org/10.1145/3219819.3219869>.
- [Shu and Nakayama(2018)] Raphael Shu and Hideki Nakayama. Compressing word embeddings via deep compositional code learning. In *International Conference on Learning Representations*, 2018. URL <https://openreview.net/forum?id=BJRZzF1Rb>.
- [Zhai et al.(2016)] Michael Zhai, Johnny Tan, and Jinho D. Choi. Intrinsic and extrinsic evaluations of word embeddings. In *Proceedings of the Thirtieth AAAI Conference on Artificial Intelligence, AAAI'16*, page 4282–4283. AAAI Press, 2016.
- [Yin and Shen(2018)] Zi Yin and Yuanyuan Shen. On the dimensionality of word embedding. In S. Bengio, H. Wallach, H. Larochelle, K. Grauman, N. Cesa-Bianchi, and R. Garnett, editors, *Advances in Neural Information Processing Systems 31*, pages 895–906. Curran Associates, Inc., 2018. URL <http://papers.nips.cc/paper/7368-on-the-dimensionality-of-word-embedding.pdf>.
- [Deerwester et al.(1990)] Scott C. Deerwester, Susan T. Dumais, Thomas K. Landauer, George W. Furnas, and Richard A. Harshman. Indexing by latent semantic analysis. *JASIS*, 41:391–407, 1990.
- [Blei et al.(2003)] David M. Blei, Andrew Y. Ng, and Michael I. Jordan. Latent dirichlet allocation. *J. Mach. Learn. Res.*, 3(null):993–1022, March 2003. ISSN 1532-4435.
- [Pennington et al.(2014)] Jeffrey Pennington, Richard Socher, and Christopher D. Manning. Glove: Global vectors for word representation. In *EMNLP*, 2014.
- [Mikolov et al.(2013a)] Tomas Mikolov, Kai Chen, Greg Corrado, and Jeffrey Dean. Efficient estimation of word representations in vector space. *CoRR*, abs/1301.3781, 2013a. URL <http://dblp.uni-trier.de/db/journals/corr/corr1301.html#abs-1301-3781>.
- [Mikolov et al.(2013b)] Tomas Mikolov, Ilya Sutskever, Kai Chen, Greg S Corrado, and Jeff Dean. Distributed representations of words and phrases and their compositionality. In C. J. C. Burges, L. Bottou, M. Welling, Z. Ghahramani, and K. Q. Weinberger, editors, *Advances in Neural Information Processing Systems 26*, pages 3111–3119. Curran Associates, Inc., 2013b. URL <http://papers.nips.cc/paper/5021-distributed-representations-of-words-and-phrases-and-their-compositionality.pdf>.
- [Levy and Goldberg(2014)] Omer Levy and Yoav Goldberg. Neural word embedding as implicit matrix factorization. In *Proceedings of the 27th International Conference on Neural Information Processing Systems - Volume 2, NIPS'14*, page 2177–2185, Cambridge, MA, USA, 2014. MIT Press.
- [Akaike(1973)] Hirotogu Akaike. *Information Theory and an Extension of the Maximum Likelihood Principle*, pages 199–213. Springer New York, New York, NY, 1973.
- [Schwarz(1978)] Gideon Schwarz. Estimating the dimension of a model. *The Annals of Statistics*, 6(2):461–464, March 1978. doi: 10.1214/aos/1176344136. URL <https://doi.org/10.1214/aos/1176344136>.
- [Rissanen(1978)] Jorma Rissanen. Paper: Modeling by shortest data description. *Automatica*, 14(5):465–471, September 1978. ISSN 0005-1098. doi: 10.1016/0005-1098(78)90005-5. URL [https://doi.org/10.1016/0005-1098\(78\)90005-5](https://doi.org/10.1016/0005-1098(78)90005-5).

- [Shtarkov(1987)] Yu M. Shtarkov. Universal sequential coding of single messages. *Problems Information Transmission*, 23(3):3–17, 1987.
- [Harris(1954)] Zellig S Harris. Distributional structure. *Word*, 10(2-3):146–162, 1954.
- [Rissanen et al.(2010)] Jorma Rissanen, Teemu Roos, and Petri Myllymäki. Model selection by sequentially normalized least squares. *Journal of Multivariate Analysis*, 101(4):839 – 849, 2010. ISSN 0047-259X. doi: <https://doi.org/10.1016/j.jmva.2009.12.009>. URL <http://www.sciencedirect.com/science/article/pii/S0047259X09002401>.
- [Rissanen(2012)] Jorma Rissanen. *Optimal Estimation of Parameters*. Cambridge University Press, 2012. doi: 10.1017/CBO9780511791635.