

Comparison of Split-Step and Hamiltonian Integration Methods for Simulation of the Nonlinear Schrödinger Type Equations

Anastassiya A. Semenova^{a,*}, Sergey A. Dyachenko^{c,d}, Alexander O. Korotkevich^{a,b}, Pavel M. Lushnikov^{a,b,e}

^a*Department of Mathematics & Statistics, The University of New Mexico, MSC01 1115, 1 University of New Mexico, Albuquerque, New Mexico, 87131-0001, USA*

^b*L. D. Landau Institute for Theoretical Physics, 2 Kosygin Str., Moscow, 119334, Russian Federation*

^c*Department of Applied Mathematics, University of Washington, Lewis Hall 201, Box 353925, Seattle, Washington 98195-3925, USA*

^d*Department of Mathematics, SUNY Buffalo, 244 Mathematics Building, Buffalo, NY 14260-6284, USA*

^e*NRU Higher School of Economics, Myasnitskaya 20, Moscow, 101000, Russian Federation*

Abstract

We provide a systematic comparison of two numerical methods to solve the widely used nonlinear Schrödinger equation (NLSE). The first one is the standard second order split-step (SS2) method based on operator splitting approach. The second one is the Hamiltonian integration method (HIM), originally proposed in the paper by Dyachenko et al in 1992 (Physica D, vol. 57, pp. 97-160). Extension of the HIM to a widely used generalization of NLSE is developed. HIM allows the exact conservation of the Hamiltonian and wave action at the cost of requiring iterative solution for the implicit scheme. The numerical error for HIM is smaller than the SS2 solution for the same time step for almost all simulations we consider. Conversely, one can take orders of magnitude larger time steps in HIM, compared with SS2, still ensuring numerical stability.

Keywords: nonlinear Schrödinger equation, numerical methods, pseudospectral methods, computational physics

1. Introduction

A nonlinear Schrödinger equation (NLSE) is one of the most generic nonlinear partial differential equation in numerous branches of mathematical and

*Corresponding author

Email addresses: asemenov@math.unm.edu (Anastassiya A. Semenova), sergd@uw.edu (Sergey A. Dyachenko), alexkor@math.unm.edu (Alexander O. Korotkevich), plushnik@math.unm.edu (Pavel M. Lushnikov)

theoretical physics [1]. NLSE naturally appears if one considers envelope dynamics of a quasi-monochromatic nonlinear wave [2] in a system, where the first nonlinear correction to dispersion relation is proportional to intensity. In quantum mechanics a version of NLSE is called a Gross–Pitaevskii equation [3] which describes a Bose-Einstein condensate with a short-range interactions of particles.

A typical NLSE application is the dynamics of optical pulses in an optical fiber. The time evolution of the envelope of an optical pulse in a fiber is well approximated by NLSE, including the description of very long, transoceanic optical communication lines, see e.g. [4, 5]. The Langmuir waves in plasmas are described by NLSE as well, see e.g. [6, 7]. Dynamics of quasi-monochromatic oceanic waves (which is typical e.g. for ocean swell) is reduced to NLSE or its modifications [8]. For example, the analysis of NLSE offers a possible explanation to the mystery of appearance of the rogue waves [9]. All these and numerous other applications of NLSE and its modification require efficient numerical simulation.

Many techniques can be used in simulation of NLSE: the Crank-Nicholson scheme, the hopscotch method, the Ablowitz–Ladik scheme, the pseudo-spectral split-step method, the Hamiltonian preserving method, and many others (see [10], [11], [12]). One of the most popular methods of integration of NLSE, called split-step, was proposed by F. Tappert [13], and its performance was studied in [10]. The split-step method can be considered as a version of the Strang’s operator splitting approach [14] combined with pseudo-spectral method. The split-step method can be constructed to any order of accuracy, in this work we consider the second order symmetrized split-step (SS2) method as the most popular one. A recent study of stability of the split-step method can be found in the work [15] and references therein.

In 1992 a novel method for simulation of NLSE has been proposed in the paper [16]. It has been successful to study turbulence in two-dimensional NLSE, however it passed largely unnoticed by a wide audience. Perhaps, that is the reason why it was not mentioned in the recent papers such as [17], [18], which describe somewhat similar numerical methods. This numerical method, which we call the Hamiltonian integration method (HIM), conserves the numerical Hamiltonian and the optical power (also called number of particles or wave action) exactly (in exact arithmetic), and it is based on discrete Hamilton’s equations. In finite precision arithmetics, the error in conservation of Hamiltonian is due to round-off errors inherent to specific finite precision floating point representation.

By using the discrete Hamilton’s equations in other systems one may derive Hamiltonian-preserving numerical schemes. As an example, we refer the reader to the recent work [19] on numerical simulations of nonlinear water waves. One can trace similarities with the symplectic methods [20], while HIM is a completely self-contained *ad hoc* method which can be derived for other Hamiltonian systems having canonical symplectic structure. For example, we have done it for Majda, McLaughlin, and Tabak (MMT) model [21] which is a widely used generalization of NLSE.

We compare the two numerical methods by performing a set of simulations

with various initial conditions. In these experiments we observe that in some scenarios HIM method can outperforms SS2 when very high accuracy is not essential. The SS2 method requires a stringent condition on time step for stability, whereas HIM is an implicit method and as such allows the time step to be a hundred times larger. Our observations illustrate that HIM method can be the method of choice for efficient simulations of interaction of solitons, where a tight balance between nonlinearity and dispersion occurs.

The paper is organized as follows: we describe the mathematical problem in section 2; the description of numerical methods is given in section 3; the section 4 discusses the relation between the dimensionless NLSE and the physical units relevant to optical fibers communications; implementation of HIM for MMT is given in the section 5; the section 6 describes the set of simulations and discusses obtained results; and in section 8 we summarize our observations and discuss the applicability of both methods. The derivation of HIM method is placed in Appendix A and the convergence conditions are discussed in Appendix B. The results of simulations of head on collision of solitons and collision with pursuing soliton are presented in Appendix C.

2. Problem Formulation

Let us consider NLSE in its simplest form (rescaling of coordinate, time, and amplitude can bring NLSE into this form without loss of generality):

$$i\Phi_t + \Phi_{xx} + \gamma|\Phi|^2\Phi = 0, \quad (1)$$

where $\Phi(x, t)$ is a complex function, $\gamma = \pm 1$ denotes focusing and defocusing NLSE respectively, and subscript denotes partial derivative with respect to x and t . The latter equation is solved on an interval $x \in [-L, L]$ subject to periodic boundary conditions, and $t \in [0, T]$. For the sake of simplicity, we consider NLSE in one spatial dimension, although both methods are applicable to any dimensions (for example, HIM was originally formulated for 2D problem [16]).

2.1. Constants of Motion

The Hamiltonian, \mathcal{H} , and the number of particles, \mathcal{N} , given by:

$$\mathcal{H} = \int \left(|\Phi_x|^2 - \frac{\gamma}{2} |\Phi|^4 \right) dx \quad \text{and} \quad \mathcal{N} = \int |\Phi|^2 dx, \quad (2)$$

are conserved quantities for (1). Here and further we integrate over one spatial period $[-L, L]$ and drop the integration limits for brevity. The NLSE is an integrable system [22], and it has infinitely many nontrivial integrals of motion, that may be used to track accuracy of numerical simulation. We consider first two nontrivial integrals of motion, that are given by [22], [23]:

$$\mathcal{C}_4 = \int \left[\Phi \bar{\Phi}_{xxx} + \frac{3\gamma}{2} \Phi \bar{\Phi}_x |\Phi|^2 \right] dx, \quad (3)$$

$$\mathcal{C}_5 = \int \left[|\Phi_{xx}|^2 + \frac{\gamma^2}{2} |\Phi|^6 - \frac{\gamma}{2} (|\Phi_x|^2)^2 - 3\gamma |\Phi|^2 |\Phi_x|^2 \right] dx. \quad (4)$$

We denote them \mathcal{C}_4 and \mathcal{C}_5 because the first three are so called trivial integrals of motion: the number of particles \mathcal{N} and the Hamiltonian \mathcal{H} (2), and the momentum.

2.2. Exact Solutions of NLSE

The equation (1), has soliton solutions [22], and when NLSE is considered on infinite spatial interval, it may be solved by means of the inverse scattering transform (IST). Some solutions of NLSE that decay at $x \rightarrow \pm\infty$, such as N -soliton solutions may be used on a periodic interval when the magnitude of $|\Phi|$ is close enough to zero at the endpoints $x = \pm L$.

The one-soliton solution (here and further we use $\gamma = 1$) is given by the formula:

$$\Phi = \frac{\sqrt{2\lambda} e^{i(\frac{1}{2}vx + (\lambda - \frac{1}{4}v^2)t + \Phi_0)}}{\cosh \left[\sqrt{\lambda}(x - vt - x_0) \right]}, \quad (5)$$

where x_0 , and v are the constants that determine initial position and the propagation speed of the soliton, and the constants λ and Φ_0 determine the soliton amplitude and the initial phase respectively.

Another exact solution of (1) on infinite line is the two-soliton solution which can be obtained by dressing method [24], given by the formula:

$$\Phi = \frac{\left[1 + \frac{e^{\eta_2 + \bar{\eta}_2} (p_1 - p_2)^2}{2(p_1 + \bar{p}_2)^2 (p_2 + \bar{p}_2)^2} \right] e^{\eta_1} + \left[1 + \frac{e^{\eta_1 + \bar{\eta}_1} (p_1 - p_2)^2}{2(\bar{p}_1 + p_2)^2 (p_1 + \bar{p}_1)^2} \right] e^{\eta_2}}{D}, \quad (6)$$

where D is the following expression:

$$D = 1 + \frac{e^{\eta_1 + \bar{\eta}_1}}{2(p_1 + \bar{p}_1)^2} + \frac{e^{\eta_2 + \bar{\eta}_2}}{2(p_2 + \bar{p}_2)^2} + \frac{e^{\eta_1 + \bar{\eta}_2}}{2(p_1 + \bar{p}_2)^2} + \frac{e^{\bar{\eta}_1 + \eta_2}}{2(\bar{p}_1 + p_2)^2} + \frac{e^{\eta_1 + \bar{\eta}_1 + \eta_2 + \bar{\eta}_2} |p_1 - p_2|^4}{4(p_1 + \bar{p}_1)^2 (p_2 + \bar{p}_2)^2 |p_1 + \bar{p}_2|^4} \quad (7)$$

and η_1, η_2 are determined by the expression:

$$\eta_{1,2} = p_{1,2} x + i p_{1,2}^2 t + a_{1,2}, \quad (8)$$

here $p_{1,2}$ and $a_{1,2}$ are complex constants. The width and the propagation speed of solitons are defined by the real and the imaginary parts of $p_{1,2}$ respectively. The initial positions of each soliton are defined by $a_{1,2}$.

2.3. Numerical Solution on Periodic Interval

It is natural to use Fourier series to approximate $\Phi(x, t)$ on the periodic interval $x \in [-L, L]$ using a pseudo spectral approach by the means of the discrete Fourier transform (DFT) that is computed using the fast Fourier transform library FFTW [25]. In physical space we use a uniform grid,

$$x_j = \frac{2L}{N} j - L \quad \text{where } j = 0, \dots, N-1 \quad (9)$$

to discretize the interval $[-L, L]$. We introduce a grid function, $\Phi_j^n = \Phi(x_j, n\Delta t)$, where Δt is an elementary time step.

3. Description of Numerical Methods

3.1. The SS2 Method

In the SS2 method, the linear and nonlinear terms of (1) are treated separately in a style of Strang splitting [14].

Let $\hat{L} = i\partial^2/\partial x^2$ represent the operator for the linear term and $\hat{N} = i\gamma|\Phi|^2$ represent the operator for the nonlinear term of (1), then $\Phi_t(x, t) = (\hat{L} + \hat{N})\Phi(x, t)$. This equation has the formal solution $\Phi(x, t + \Delta t) = e^{(\hat{L} + \hat{N})\Delta t}\Phi(x, t)$ on a time step Δt . In the SS2 method [10] we approximate the exponential term by the product of separate exponents:

$$e^{(\hat{L} + \hat{N})\Delta t} = e^{\hat{L}\frac{\Delta t}{2}} e^{\hat{N}\Delta t} e^{\hat{L}\frac{\Delta t}{2}} + \frac{\Delta t^3}{12} \{[\hat{L}, [\hat{N}, \hat{L}]] + \frac{1}{2}[\hat{N}, [\hat{N}, \hat{L}]]\} + \dots, \quad (10)$$

that is accurate up to third order in time, and here $[\hat{A}, \hat{B}] = \hat{A}\hat{B} - \hat{B}\hat{A}$ defines the commutator of operators \hat{A} and \hat{B} . This is a special case of application of Campbell-Baker-Hausdorff formula [26]. By doing this, the evolution of the linear part and nonlinear part on the step Δt can be carried out separately. In the context of NLSE this is particularly attractive because both evolutions can be carried out analytically. Note that the linear PDE $i\Phi_t = -\Phi_{xx}$, can be solved exactly in the Fourier domain:

$$\Phi_k(t + \Delta t) = e^{-ik^2\Delta t}\Phi_k(t), \quad (11)$$

where $\Phi_k(t)$ denotes the Fourier coefficient, corresponding to wavenumber k , of $\Phi(x, t)$. The nonlinear part of (1) given by $i\Phi_t = -\gamma|\Phi|^2\Phi$ is an ODE, and can be solved exactly:

$$\Phi(x, t + \Delta t) = e^{i\gamma|\Phi|^2\Delta t}\Phi(x, t). \quad (12)$$

Equations (11) and (12) give us explicit expressions for $e^{\hat{L}}$ and $e^{\hat{N}}$ correspondingly. The only complexity is that these two exact solutions are given in Fourier and coordinate spaces which requires switching between them in order to represent $e^{\hat{L}\frac{\Delta t}{2}} e^{\hat{N}\Delta t} e^{\hat{L}\frac{\Delta t}{2}}$ in (10) consecutively.

In a similar manner one may construct higher order split step methods, by alternating linear and nonlinear steps. The SS2 method is stable if the condition,

$$\Delta t \leq \frac{\Delta x^2}{\pi} \quad (13)$$

described in [27] is satisfied. However, one can violate this condition when the highest Fourier coefficients are small enough.

One can note that both steps (linear and nonlinear one) in SS2 methods are performing only rotation of phase, so conservation of number of particle \mathcal{N} is an intrinsic property of the method.

3.2. Hamiltonian Integration Method

The main feature of the HIM method (introduced in [16]) is its exact conservation of the Hamiltonian, \mathcal{H} , and number of particles, \mathcal{N} . This is achieved by requiring that the difference in \mathcal{H} (and \mathcal{N}) on subsequent time steps vanishes, the details of derivation of HIM are given in the Appendix A. HIM is an implicit scheme:

$$i \frac{\Phi_j^{n+1} - \Phi_j^n}{\Delta t} = - \frac{[\Phi_j^{n+1} + \Phi_j^n]_{xx}}{2} - \frac{(\Phi_j^{n+1} + \Phi_j^n)(|\Phi_j^{n+1}|^2 + |\Phi_j^n|^2)}{4}. \quad (14)$$

that is solved by means of fixed point iterations on every time step Equation (14) implicitly defines the solution at the subsequent time steps. In the Fourier space the formula (14) becomes the following:

$$\hat{\Phi}_k^{n+1} - \hat{\Phi}_k^n = - \frac{ik^2 \Delta t}{2} (\hat{\Phi}_k^{n+1} + \hat{\Phi}_k^n) + \frac{i \Delta t}{4} \hat{F} [(\Phi^{n+1} + \Phi^n)(|\Phi^{n+1}|^2 + |\Phi^n|^2)], \quad (15)$$

where $\hat{\Phi}_k^n = \hat{F}[\Phi^n]$ is the k -th Fourier coefficient of the grid function Φ_j^n . Following the work [19], the linear part of the equation (15) can be resolved for $\hat{\Phi}_k^{n+1}$ which yields:

$$\hat{\Phi}_k^{n+1} = \frac{1 - i \frac{k^2 \Delta t}{2}}{1 + i \frac{k^2 \Delta t}{2}} \hat{\Phi}_k^n + i \frac{\Delta t}{4(1 + i \frac{k^2 \Delta t}{2})} \hat{F} [(\Phi^{n+1} + \Phi^n)(|\Phi^{n+1}|^2 + |\Phi^n|^2)]. \quad (16)$$

The equation (16) can be solved by fixed point iterations:

$$\hat{\Phi}_k^{n+1,s+1} = \frac{1 - i \frac{k^2 \Delta t}{2}}{1 + i \frac{k^2 \Delta t}{2}} \hat{\Phi}_k^n + \frac{i \Delta t}{4(1 + i \frac{k^2 \Delta t}{2})} \hat{F} [(\Phi^{n+1,s} + \Phi^n)(|\Phi^{n+1,s}|^2 + |\Phi^n|^2)], \quad (17)$$

where s denotes the iteration number and $\hat{\Phi}_k^{n+1,0} = \hat{\Phi}_k^n$. We iterate (17) until the residual condition is satisfied:

$$\left\| \hat{\Phi}_k^{n+1,s+1} - \hat{\Phi}_k^{n+1,s} \right\|_2 = \sqrt{\sum_k \left| \hat{\Phi}_k^{n+1,s+1} - \hat{\Phi}_k^{n+1,s} \right|^2} \leq \varepsilon, \quad (18)$$

where $\|\cdot\|_2$ denotes the l_2 norm on $[-L, L]$, and ε is the tolerance for fixed point iterations. The initial values $\Phi^{n+1,0}$ are computed by using one step of Forward Euler. Following [16], the fixed point iterations of HIM converge for

$$\Delta t < \frac{2}{\sqrt{3} \max_j (|\Phi_j^n|^2)}. \quad (19)$$

Derivation of this condition is given in Appendix B.

For the time step that satisfies the above condition, the fixed point iterations typically converge in 4 to 6 steps with the tolerance $\varepsilon \leq 10^{-11}$.

4. Physical Units Relevant to Optical Fiber

Before the investigation of the performance of the two methods on a long time scale, we would like to estimate the characteristic time of simulation that corresponds to the dynamics of a pulse in a physically realistic fiber. In order to do so we consider a trans-Atlantic fiber described in the reference paper [5] subject to:

$$iA_z - \frac{1}{2}\beta_2 A_{\tau\tau} + \sigma_1 |A|^2 A = 0. \quad (20)$$

We use the values for $\beta_2 = -20 \text{ ps}^2 \text{ km}^{-1}$, the group velocity dispersion (GVD), and $\sigma_1 = 1.3 \times 10^{-3} \text{ km}^{-1} \text{ mW}^{-1}$, the strength of nonlinearity for a fiber, provided therein.

The dimensionless NLSE given by (1) must be rewritten in the original dimensional units. We transform the dimensionless NLSE to dimensional units as follows:

$$z = lt, \quad \tau = \frac{x}{\omega_0}, \quad \text{and} \quad A = A_0 \Phi \quad (21)$$

The derivatives with respect to t and x are given by:

$$\partial_t = l \partial_z \quad \text{and} \quad \partial_x = \frac{1}{\omega_0} \partial_\tau. \quad (22)$$

The resulting equation transforms into:

$$iA_z + \frac{1}{\omega_0^2 l} A_{\tau\tau} + \frac{|A|^2 A}{A_0^2 l} = 0. \quad (23)$$

Comparison of two equations (20) and (23) reveals that:

$$\beta_2 \left[\frac{\text{ps}^2}{\text{km}} \right] = \frac{-2}{\omega_0^2 l}, \quad (24)$$

$$\sigma_1 \left[\frac{1}{\text{km mW}} \right] = \frac{1}{A_0^2 l}, \quad (25)$$

where $A_0 = 1 \text{ mW}^{1/2}$. By using the parameters β_2 and σ_1 from the reference paper [5], we find that $l \approx 769 \text{ km}$, $\omega_0^2 = 1.3 \times 10^{-4} \text{ ps}^{-2}$ from the equations (24)–(25). We find that it is necessary to simulate the fiber until the dimensionless time $t_{max} \approx 13$ in order to mimic a 10^4 km fiber. The nonlinear time is then given by $t_{NL} = \frac{\pi}{|\Phi|^2} = \frac{\pi}{2|\lambda|}$ which in physical units corresponds to $z_{NL} = t_{NL} l$.

5. Hamiltonian Integration Method for MMT Model

In 1997 a new model of one-dimensional dispersive wave turbulence was introduced by Majda, McLaughlin, and Tabak [21]. The MMT equation is given by:

$$i\psi_t = |\partial_x|^\alpha \psi + \gamma |\partial_x|^{-\beta/4} \left(||\partial_x|^{-\beta/4} \psi|^2 |\partial_x|^{-\beta/4} \psi \right), \quad (26)$$

and it can be considered as a generalization of a NLSE. Here $\alpha > 0$ and β are real parameters. This model describes a Hamiltonian system with \mathcal{H} given by:

$$\mathcal{H}_{MMT} = \int \left(||\partial_x|^{\alpha/2}\psi|^2 + \frac{\gamma}{2}||\partial_x|^{-\beta/4}\psi|^4 \right) dx. \quad (27)$$

The MMT conserves number of particle, or wave action \mathcal{N} similar to NLSE. One may note that for $\alpha = 2$ and $\beta = 0$ MMT is almost identical to NLSE (a derivative ∂_x is replaced by a nonlocal operator $|\partial_x|$ in the kinetic energy (27), which results in the opposite sign in front of the linear term of 26). The MMT model is widely used (see e.g. [28], [29], [30]) for investigation of the wave turbulence theory [31] for 2D hydrodynamics with 1D free surface. MMT equation is an example of a system for which the same approach as in Appendix A can be used, resulting in the following numerical scheme for HIM:

$$\begin{aligned} i \frac{\psi_j^{n+1} - \psi_j^n}{\Delta t} = & \frac{|\partial_x|^\alpha \psi_j^{n+1} + |\partial_x|^\alpha \psi_j^n}{2} + \\ & + \gamma |\partial_x|^{-\beta/4} \left(\frac{|\partial_x|^{-\beta/4} \psi_j^{n+1} + |\partial_x|^{-\beta/4} \psi_j^n}{2} \frac{||\partial_x|^{-\beta/4} \psi_j^{n+1}|^2 + ||\partial_x|^{-\beta/4} \psi_j^n|^2}{2} \right). \end{aligned} \quad (28)$$

Similarly to NLSE both Hamiltonian \mathcal{H}_{MMT} and number of particles (wave action) \mathcal{N} are conserved exactly. Solving for ψ_j^{n+1} in the linear part of (28) and applying the same approach as in Appendix B one can get the following convergence condition:

$$\Delta t < \frac{2}{|\gamma| \sqrt{3} k_{max}^{\beta/2} \max_j (||\partial_x|^{-\beta/4} \Phi_j^n|^2)}, \quad (29)$$

where k_{max} is the maximum of the absolute value of wave number. As one can see, if $\beta = 0$ it coincides with convergence condition (19) of HIM for NLSE.

6. Numerical Methods Performance

In exact arithmetic, HIM conserves Hamiltonian \mathcal{H} and optical power \mathcal{N} up to any precision governed by the tolerance threshold chosen for fixed point iterations, and SS2 conserves the number of particles exactly by the construction of the method. However, in double precision the error in conservation of Hamiltonian and the optical power is due to round-off errors inherent to floating point arithmetic. The round-off error accumulates in time and causes the optical power for SS2 and HIM, and Hamiltonian for HIM to change.

6.1. Stationary One-Soliton Solution

In this simulation we check the convergence rate of HIM and SS2 by running a sequence of simulations with various time steps. As the initial condition we consider a one-soliton solution (5) with the following parameters:

$$\lambda = 2, \quad \text{and} \quad \Phi_0 = x_0 = v = 0. \quad (30)$$

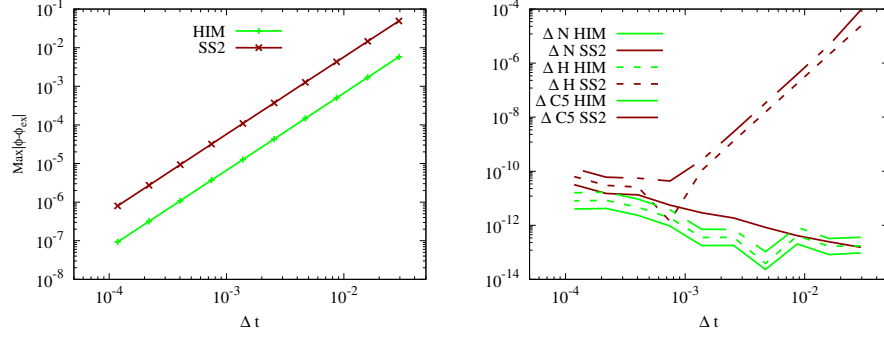


Figure 1: (Stationary one-soliton solution on a fully resolved grid) (Left) Convergence rate of numerical methods, HIM (green) and SS2 (red). Both methods have second order convergence, but \mathcal{L}_∞ error in solution is about one order smaller for HIM compared to SS2 for the same time steps. (Right) Error in conserved quantities: number of particles \mathcal{N} (solid), Hamiltonian \mathcal{H} (dotted), and \mathcal{C}_5 (dash-dotted) for various time steps. When time step is larger than the stability condition of SS2, errors in \mathcal{H} and \mathcal{C}_5 start to grow. For HIM, the error is dominated by accumulation of round-off errors and is smaller by several orders of magnitude compared with SS2.

We run the simulation on a fully resolved (highest harmonics are of round-off level) uniform grid of $N = 2048$ grid points, and $L = 25\pi$. The tolerance for HIM iterations is set to $\varepsilon = 10^{-15}$ and simulation time is $T = 5$. The convergence of both methods is demonstrated in Figure 1. We omit the \mathcal{C}_4 in the Figure 1 because this quantity is identically zero for a stationary one-soliton solution. The error in the integrals of motion for SS2 method is dominated by accumulation of round-off errors for small Δt , and by the order of method for large Δt as shown in the Figure 1. The critical value of Δt for which the transition occurs is close to the stability condition of SS2 method.

6.2. Moving One-Soliton Solution

In these simulations we investigate how the traveling speed v of the one-soliton solution (5) affects the accuracy of both numerical methods. It is known that dispersion of waves by SS2 method is identical to the dispersion of NLSE, while from (16) it follows that the dispersion of HIM is only accurate up to third order in $k^2\Delta t$. We expect that for sufficiently large time step the travel speed of soliton will deviate from its true value. We show the results of the simulations with various travel speeds in Figure 2. The initial data for these simulations is given by (5) with parameters:

$$\lambda = 2, \quad \text{and} \quad \Phi_0 = x_0 = 0, \quad \text{and} \quad v \in [0, 5]. \quad (31)$$

The computational box size is $L = 25\pi$ and the number of grid points is $N = 2048$. The tolerance for HIM iterations is $\varepsilon = 10^{-14}$ and the simulation time is $T = 100$. Time step for both methods is set to be $\Delta t = \frac{0.5\Delta x^2}{\pi}$.

It should be noted, that soliton velocity is given in dimensionless units. In the left panel of Figure 2, we observe that the error in the solution has no

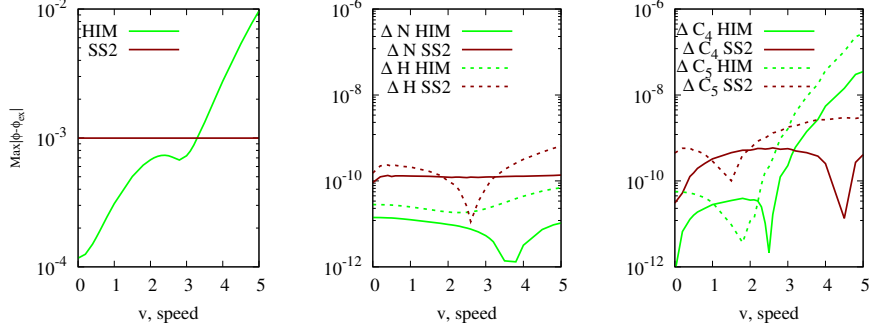


Figure 2: (Moving one-soliton solution on a fully resolved grid) (Left) The maximum absolute error of the solution at time $T = 100$ as a function of propagation speed of the soliton. The SS2 method (red) has no dependence of the error on travel speed of the soliton because it naturally captures the dispersion relation of NLSE, while HIM (green) has dispersion relation accurate up to Δt^3 . (Center) The error in integral quantities, \mathcal{N} (solid), and \mathcal{H} (dotted) is about seven orders of magnitude smaller than the error in the solution. (Right) The error in integral quantities, \mathcal{C}_4 (solid), and \mathcal{C}_5 (dotted) is about seven orders of magnitude smaller than the error in the solution. For travel speed $v \leq 3$ HIM and SS2 give comparable accuracy in \mathcal{C}_4 and \mathcal{C}_5 , but HIM behaves worse as soon as v is larger than 3.

dependence on travel speed of the soliton for SS2 method. For HIM, the error in the solution depends on travel speed which is due to inexact dispersion relation of HIM method:

$$\omega_{HIM}(k) = \frac{i}{\Delta t} \ln \frac{1 - i \frac{k^2 \Delta t}{2}}{1 + i \frac{k^2 \Delta t}{2}} = k^2 \left(1 - \frac{k^4 \Delta t^2}{12} + \dots \right), \quad (32)$$

where $\omega_{HIM}(k)$ is the angular frequency of the k -th Fourier harmonic.

In the center panel, we look at the absolute error in integral quantities, \mathcal{N} and \mathcal{H} . It is about seven orders of magnitude smaller than the error in the solution. On the right panel, we consider the absolute error in integral quantities, \mathcal{C}_4 and \mathcal{C}_5 . Similarly to \mathcal{N} and \mathcal{H} , it is about seven orders of magnitude smaller than the error in the solution. We notice that for travel speed $v \leq 3$ HIM and SS2 give comparable accuracy in \mathcal{C}_4 and \mathcal{C}_5 , but the error in HIM becomes larger as soon as v gets larger than 3. We see dips in the error of integral quantities as a function of speed. The magnitude of the dips is about one order, and it has no correlation to the error in solution, which is significantly larger. Note that the error in the solution does not always correlate with the error in integral quantities.

6.3. Stationary Two-Soliton Solution

In this simulation we demonstrate the difference between SS2 and HIM when the initial data is a two-soliton solution with the following set of parameters:

$$\begin{aligned} p_1 &= 2.0 \text{ and } p_2 = 1.9 \\ a_1 &= 60 + i = -\bar{a}_2. \end{aligned} \quad (33)$$

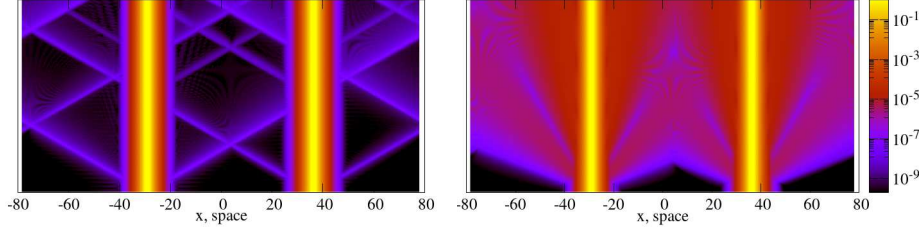


Figure 3: (Stationary Two-Soliton Solution) Solution of NLSE with the initial data (33) with HIM method (left), and SS2 method (right). The SS2 method radiates waves continuously over the course of the simulation, while the HIM emits localized small amplitude perturbations that travel in the computational box and are reflected and transmitted through the stationary solitons. At the time $T = 5$, the background radiation around the stationary solitons emitted in SS2 is several orders of magnitude larger than for HIM.

The simulation time is $T = 5$, the solution is underresolved on a grid with $N = 1024$ points. The computation box is $x \in [-L, L]$ where $L = 25\pi$. The time step is $\Delta t = \frac{0.5\Delta x^2}{\pi}$. It is typical to have solution not resolved to round-off error in long and/or multichannel simulations of light pulses propagating in optical fibers. A smaller number of Fourier harmonics implies faster computations. For this experiment, the smallest amplitudes were of the order 10^{-8} . We present the results of the simulation in Figures 3 - 4.

In the course of simulation we observe that the error in \mathcal{H} and \mathcal{C}_5 is one to two orders of magnitude smaller in HIM than in SS2. The number of particles is better conserved by SS2 and the error is two orders of magnitude smaller.

6.4. Interaction of Two-Solitons

In this section, we study the dynamics of the two-soliton solution (6). We present parameters of simulations in sections 6.4.1 and show the results for the case of collision of a stationary and a moving soliton.

The results are similar to the other two cases: the head-on collision of solitons, and the collision with a pursuing soliton. The latter ones are discussed in Appendix C.

In all three cases, we use periodic box with $L = 25\pi$ and $N = 4096$ grid points for fully resolved simulations and $N = 1024$ for unresolved simulations. The time step is $\Delta t = \frac{0.8\Delta x^2}{\pi} < \frac{\Delta x^2}{\pi}$ to satisfy the stability condition (13) in all three simulations. The HIM iterations tolerance is $\epsilon = 10^{-12}$.

6.4.1. Collision with Stationary Soliton

The initial condition is given by the two-soliton solution formula (6) where one of the solitons is moving towards the other soliton which is at rest. The simulation time is $T = 50$, and over the course of simulation two solitons interact once. We present the results of the simulation in the Figures 5 - 7.

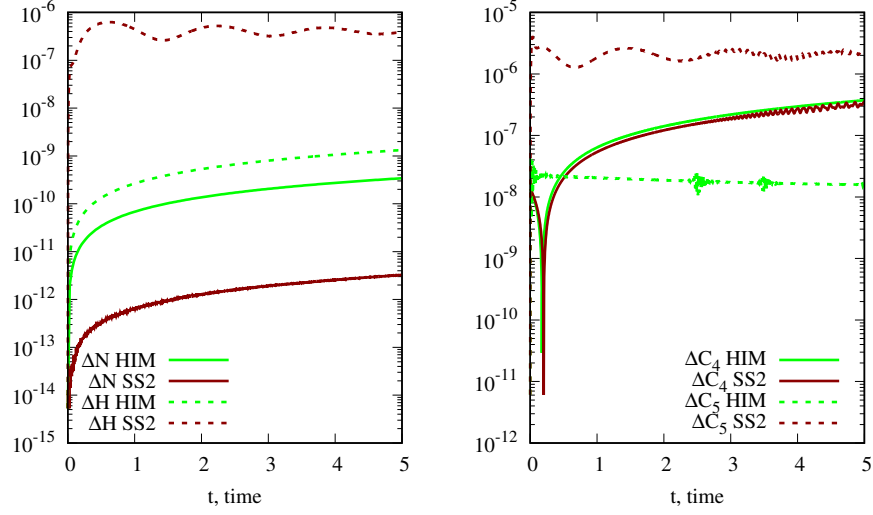


Figure 4: (Stationary two-soliton solution on underresolved grid) Conserved integrals in a simulation with initial data (33). (Left) The number of particles (solid) and the Hamiltonian (dotted) computed via SS2 (red) and HIM (green). (Right) The integrals C_4 (solid) and C_5 (dotted) via SS2 (red) and HIM (green).

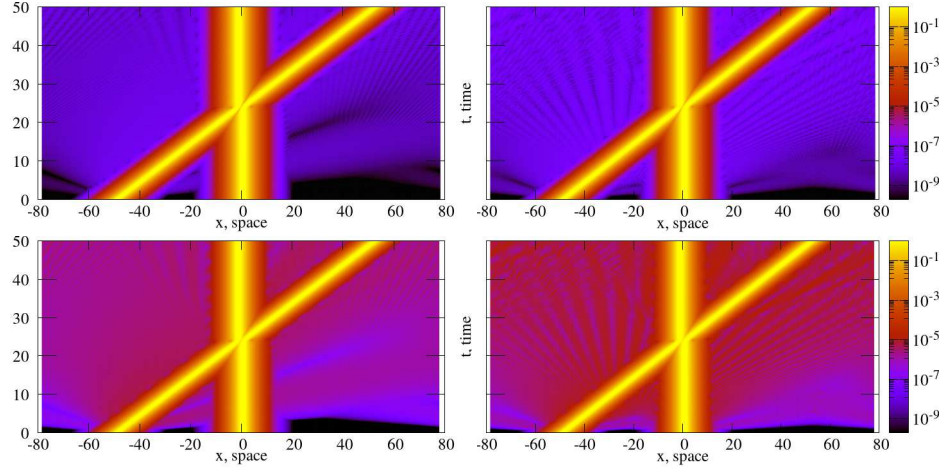


Figure 5: (Collision with stationary soliton) (Top) Numerical solution for HIM (left) and SS2 (right) methods on a fully resolved grid $N = 4096$. (Bottom) Numerical solution for HIM (left) and SS2 (right) methods on an underresolved grid with $N = 1024$.

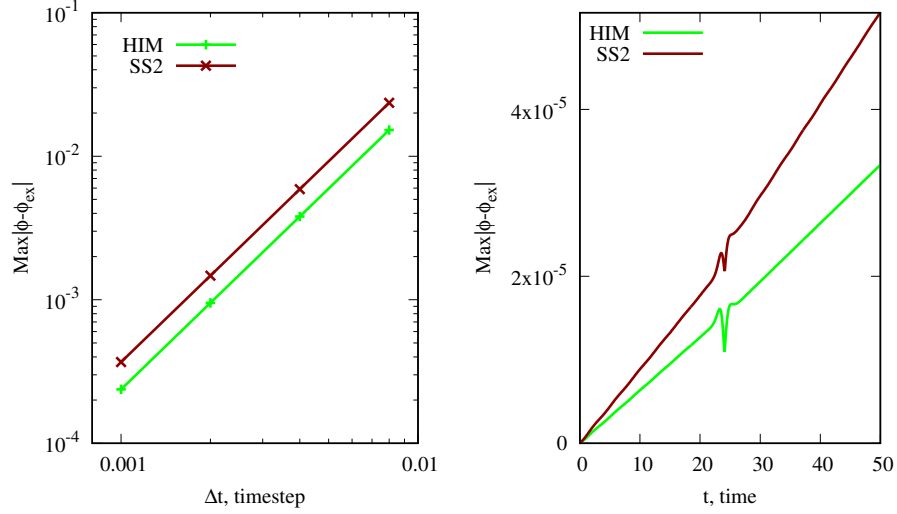


Figure 6: (Collision with stationary soliton on a fully resolved grid) (Left) Error in the solution in \mathcal{L}_∞ -norm as a function of time step in double-logarithmic scale shows second order convergence in Δt . (Right) Absolute error as a function of time, the solitons interact at approximately $t = 25$. The error vs time is close to a straight line before and after the collision. Its slope, m , changes from $m = 6.35 \times 10^{-7}$ to $m = 7.00 \times 10^{-7}$ for HIM method, and from $m = 8.85 \times 10^{-7}$ to $m = 1.10 \times 10^{-6}$ for SS2.

The parameters for this two-soliton solution are given by:

$$\begin{aligned} p_1 &= 1.2 \text{ and } p_2 = 1.3 + i \\ a_1 &= 2.5 + i \text{ and } a_2 = 65 + i. \end{aligned} \quad (34)$$

In the Figure 5, the radiation level in SS2 simulation is higher than in the simulation with HIM method. For both methods we observe that conservation of integrals of motion \mathcal{H} , \mathcal{N} , \mathcal{C}_4 and \mathcal{C}_5 does not imply highly accurate solution in \mathcal{L}_∞ -norm as shown in the Figures 6–7. HIM method gives smaller \mathcal{L}_∞ error in the solution by a factor of 1.5-2 given the same time step size. In order to compute the \mathcal{L}_∞ error we use the exact solution given by the formula (6). The simulation time is chosen so that there is a single collision in the periodic box $[-L, L]$. The formula (6) gives a solution on an infinite line, whereas the simulation is performed on a periodic box and thus the simulation time must not exceed the time it takes the solitons to reach the boundary of the box. Moreover, the soliton must still be exponentially small near the end of the box for the comparison with the exact solution formula to be applicable.

Despite the \mathcal{L}_∞ error of the solution not being smaller than 10^{-5} , we observe that the integrals of motion \mathcal{H} , \mathcal{N} are conserved up to 5×10^{-10} . Nevertheless, at the time of collision we find that $\Delta\mathcal{H}$ experiences a jump up to 4 orders of magnitude in SS2 method, while in HIM it is conserved by construction of the method. Both methods exactly conserve \mathcal{N} aside from accumulation of round-off errors over the course of simulations. The two nontrivial integrals of motion,

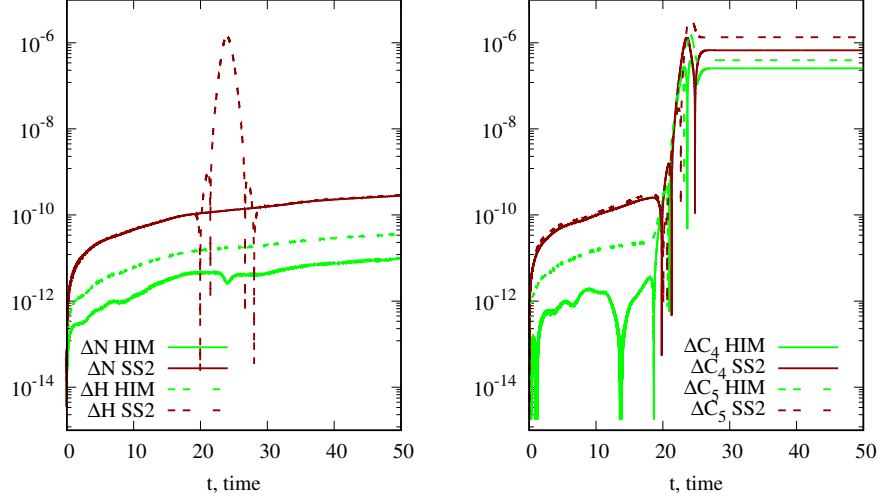


Figure 7: (Collision with stationary soliton on a fully resolved grid) The conserved quantities plotted as a function of time over the course of the simulation. (Left) The number of particles ΔN (solid), and the Hamiltonian ΔH (dotted), and (right) The integrals ΔC_4 (solid) and ΔC_5 (dotted) with HIM (green) and SS2 (red). SS2 demonstrates a strong peak in error in \mathcal{H} (left panel) at the time of solitons interaction. We note that it is a coincidence that lines ΔN and ΔH partially overlap each other for the SS2 method. After the moment of interaction the C_4 and the C_5 (right panel) exhibit jump and increase in error with in SS2 and HIM.

C_4 and C_5 are not conserved exactly, nevertheless we observe that until the time of collision these quantities vary only in 9-th decimal place. After the collision these values demonstrate a large jump (up to four orders of magnitude) in both methods. Unlike the Hamiltonian in SS2 method, these integrals do not revert to their original values after the collision.

6.5. Three Solitons Interactions Simulation

It is known that solitons of the NLSE interact as particles, and interchange momenta during collision [23]. The details of the process can be complicated, but once the solitons move sufficiently far from each other, they behave like separate pulses propagating without change of shape.

In dimensionless units the one-soliton solution is given by (5). For this simulation, the initial condition is the sum of three distinct one-soliton solutions:

$$\Phi(x, t = 0) = \Phi_1 + \Phi_2 + \Phi_3, \quad (35)$$

where $\Phi_{1,2,3}$ are given by (5) with the following set of parameters:

$$\lambda_1 = 2.4, \lambda_2 = 2.9, \lambda_3 = 3.2, \quad (36)$$

$$v_1 = 0, v_2 = 0, v_3 = \frac{2}{3}, \quad (37)$$

$$x_{0,1} = 40, x_{0,2} = -20, x_{0,3} = -60, \quad (38)$$

and zero initial phases. This set of parameters gives us two stationary solitons and one moving. To make sure that we use approximation of a three-soliton solution on a periodic boundary, we make the overlap between solitons is about 10^{-16} and at the boundary $|\Phi(x, t = 0)| \approx 10^{-16}$.

After using the formulae (21), we translate this initial data to dimensional units. In the dimensional units the characteristic widths, τ_c , and amplitudes, A , are given by:

$$\tau_c = \frac{1}{\omega_0 \sqrt{\lambda}} \approx 50 \text{ ps}$$

$$A = \sqrt{2\lambda} A_0 \approx 2.5 \text{ mW}^{1/2}$$

and the value of λ varies from approximately is 2.4 to 3.2. Whereas in the original paper [5] the parameters of Gaussian pulses at the end of the fiber vary in amplitude from approximately $1.0 - 2.2 \text{ mW}^{1/2}$ and have characteristic widths $10 - 20 \text{ ps}$.

The nonlinear time is given by $t_{NL} = \frac{\pi}{|\Phi|^2} = \frac{\pi}{2|\lambda|} \approx 0.5$ which in physical units corresponds to $z_{NL} = t_{NL}l \approx 377 \text{ km}$. If transatlantic fiber is considered, this amounts to approximately $26t_{NL}$. We will illustrate the performance of HIM and SS2, on time scale of $400t_{NL} \approx 200$ which is still physically relevant.

The solution is computed on a grid of $N = 4096$ points (which corresponds to fully resolved spectrum of solution) with $L = 25\pi$. The fixed point iterations tolerance is $\varepsilon = 10^{-12}$ for HIM method. The time step for the split step method is chosen to be $\Delta t_{SS2} = \frac{0.8\Delta x^2}{\pi}$. During simulation time 200 the solitons interact two times.

In this simulation the results are presented in the Figure 8, we take $\Delta t_{HIM} = 64\Delta t_{SS2}$, and due to larger time step HIM computation time is approximately 5.76 times smaller. It takes 27.15 seconds for HIM, and 156.45 seconds for SS2 to complete the computation on Intel®Core™i7-6700HQ CPU with frequency 2.6 GHz and 8 GB RAM in Matlab on a single thread.

The amplitude of radiation in the tails of solitons is about 10^{-7} for SS2, and 10^{-4} for HIM while the time step for HIM is 64 times larger than for SS2. This time step allows HIM to accurately depict the positions of the interacting solitons: at the final time the discrepancy in the location of stationary solitons was less than Δx . Moreover, if the time step for HIM is increased to $128\Delta t_{SS2}$ then the discrepancy in the location is still below $2\Delta x$ and CPU time is 21.30 seconds on a single thread (7.35 times faster than SS2). We note that the amplitude of radiation in the tails of solitons scales as Δt^2 for both methods. In exact arithmetic and infinitely small Δt the magnitude of the solution in these regions is exponentially small.

In the Figure 9, we illustrate the conservation of integrals of motion by showing the difference between the Hamiltonian, the number of particles, and the integrals C_4 and C_5 at time t and its value at initial time. We note that the number of particles varies no more than 10^{-7} for HIM, and less than 10^{-8} for SS2. The value of Hamiltonian varies no larger than 10^{-7} for HIM, however for SS2 it varies significantly at the time of soliton interaction. We note however,

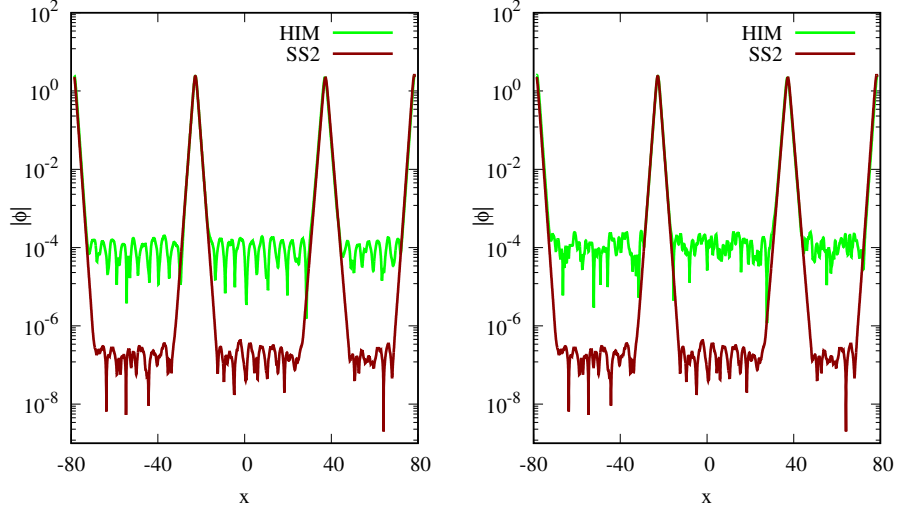


Figure 8: (Left) Absolute value of soliton solution as a function of x at the final time of simulation for SS2 (red) with $\Delta t_{SS2} = \frac{0.8\Delta x^2}{\pi}$ and HIM (green) with $\Delta t_{HIM} = 64\Delta t_{SS2}$. (Right) $|\Phi|$ for SS2 (red) with time step $\Delta t_{SS2} = \frac{0.8\Delta x^2}{\pi}$ and HIM (green) with time step $\Delta t_{HIM} = 128\Delta t_{SS2}$ at the final time of simulation. The green and red lines partially overlap each other because the numerical solutions for both methods coincide at solitons peaks. The amplitude of radiation in the tails of solitons is about 10^{-7} for SS2, and 10^{-4} for HIM for both time steps. These time steps allow HIM to accurately depict the positions of the interacting solitons.

that the accuracy of actual solution is not representative of these number, and the pointwise error of the numerical solution can be much larger. The integral C_4 is equal to zero in this example, and is not presented in the figure, but the integral C_5 is not zero. It experiences jumps at the time of soliton interactions, and is conserved up to 10^{-2} in HIM method due to the much larger time step, $\Delta t_{HIM} = 64\Delta t_{SS2}$.

7. Multi-Soliton and Breather Type Solutions

7.1. Initial Condition in the Form of Asech

In this set of simulations, we used the function $A \operatorname{sech} \frac{x}{\sqrt{2}}$ with integer A as initial condition. This type of initial conditions was proposed in the paper of Satsuma and Yajima [32]. The case $A = 1$ corresponds to a stationary one-soliton solution (5).

We investigate the two soliton solution with $A = 2$. For this case, the solution of NLSE has the form [32],

$$\Phi(x, t) = 4e^{-\frac{it}{2}} \frac{\cosh\left(\frac{3x}{\sqrt{2}}\right) + 3e^{-4it} \cosh\left(\frac{x}{\sqrt{2}}\right)}{\cosh\left(\frac{4x}{\sqrt{2}}\right) + 4 \cosh\left(\frac{2x}{\sqrt{2}}\right) + 3 \cos(4t)}. \quad (39)$$

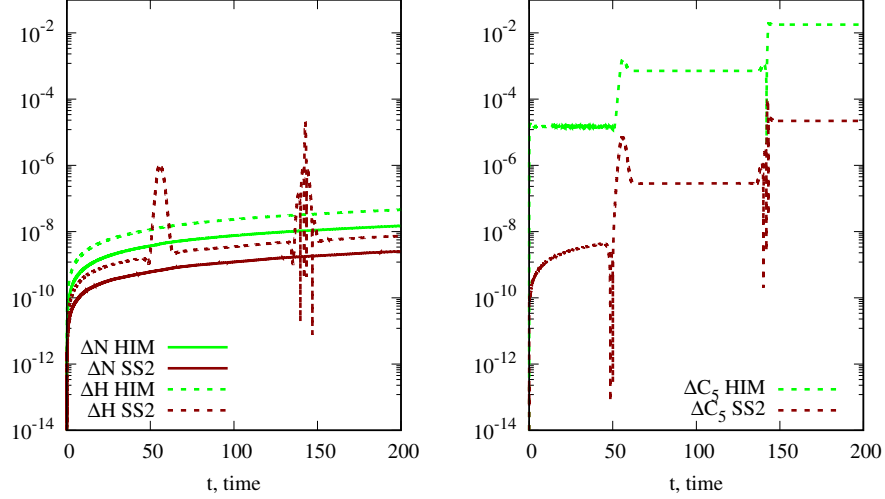


Figure 9: (Left) Error in number of particles, ΔN , and Hamiltonian, ΔH for SS2 (red) with $\Delta t_{SS2} = \frac{0.8\Delta x^2}{\pi}$ and HIM (green) with $\Delta t_{HIM} = 64\Delta t_{SS2}$. (Right) Error ΔC_5 for SS2 (red) with $\Delta t_{SS2} = \frac{0.8\Delta x^2}{\pi}$ and HIM (green) with $\Delta t_{HIM} = 128\Delta t_{SS2}$.

This solution is periodic in time with period $t_p = 4\pi$. The equation (39) reduces to $\Phi(x, 0) = 2 \operatorname{sech}(\frac{x}{\sqrt{2}})$ which is used as the initial condition.

The simulation is performed on $N = 2048$ grid points and interval $[-L, L]$ with $L = 12\pi$. The time of simulation is $T = 40\pi = 10t_p$, and time step for both methods is $\Delta t = \frac{0.8}{\pi}\Delta x^2$. The tolerance for HIM iterations is chosen to be $\epsilon = 10^{-13}$.

In the Figure 10, we plot \mathcal{L}_∞ norm of the error in the solution (left panel) and \mathcal{L}_∞ error of the absolute value of the solution (right panel). The \mathcal{L}_∞ error in the solutions grows with time for both methods. The error is smaller by about one order of magnitude in HIM compared to SS2. The absolute value of the solution is about 2 orders less accurate in SS2 compared to HIM.

We show the absolute value of the difference of integrals of motion at time $t = 0$ and all subsequent times, in the Figure 11. Both methods conserve \mathcal{N} equally well. The Hamiltonian is conserved by HIM up to 10^{-9} and by SS2 up to 10^{-4} . There are spikes in $\Delta \mathcal{H}$ from $5 \cdot 10^{-9}$ up to 10^{-4} in SS2 method. The constant of motion C_4 is preserved up to 10^{-12} by HIM and 10^{-10} by SS2. HIM conserves C_5 up to 10^{-8} whereas for SS2 there are spikes in ΔC_5 from 10^{-8} up to 10^{-4} .

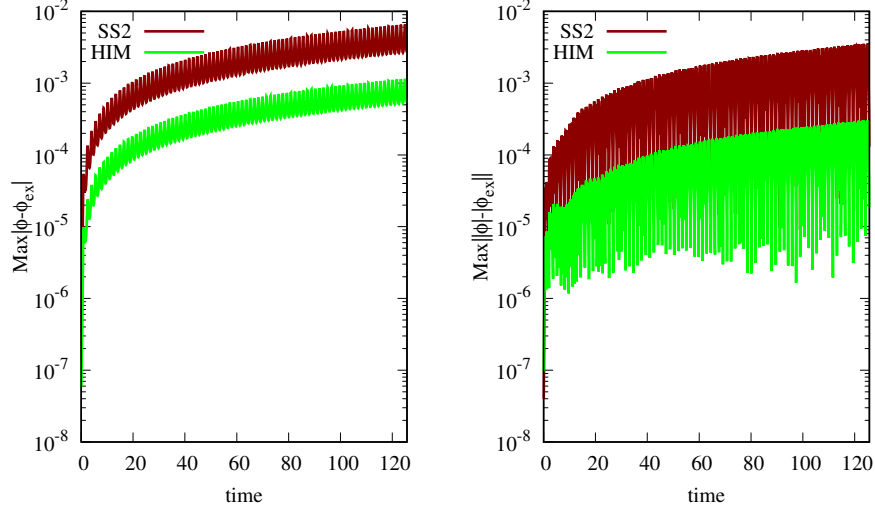


Figure 10: (Simulation of initial condition $2\text{sech}\frac{x}{\sqrt{2}}$ on a fully resolved grid) (Left) The maximum absolute error of the solution as a function of time. The HIM method (green) is about 1 order more accurate than SS2 method (red). (Right) \mathcal{L}_∞ error of the absolute values of solution.

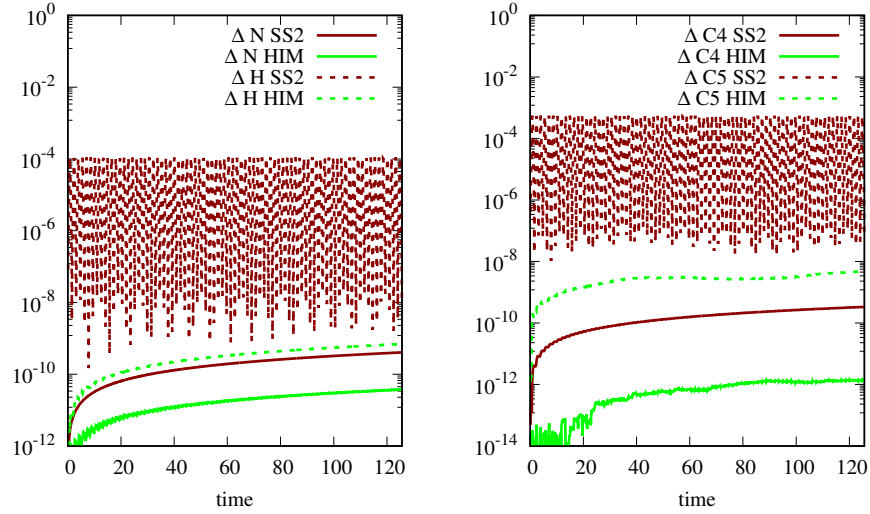


Figure 11: (Simulation of initial condition $2\text{sech}\frac{x}{\sqrt{2}}$ on a fully resolved grid) (Left) The error in integral quantities, \mathcal{N} (solid), and \mathcal{H} (dotted) is about seven orders of magnitude smaller than the error in the solution. (Right) The error in integral quantities, \mathcal{C}_4 (solid), and \mathcal{C}_5 (dotted).

7.2. Kuznetsov-Ma Soliton

Kuznetsov-Ma soliton solution (Kuznetsov [33], Ma [34], Kibler *et al* [35]) of NLSE has the form,

$$\Phi(x, t) = e^{it} \left[1 + \frac{2(1-2a) \cosh(bt) + ib \sinh(bt)}{\sqrt{2a} \cos(wx) - \cosh(bt)} \right] \quad (40)$$

where $b = \sqrt{8a(1-2a)}$, $w = 2\sqrt{1-2a}$. It is a periodic function of time with period given by:

$$t_p = \frac{2\pi}{\sqrt{8a(2a-1)}}. \quad (41)$$

This formula (40) is taken from Kibler *et al* [35] and represents the Kuznetsov-Ma soliton solution for parameter $a > \frac{1}{2}$.

We study the case $a = 1$. Parameters of the numerical simulation are $N = 1024$ grid points and box size $[-L, L]$ with $L = 12\pi$. The evolution time is chosen to be 10 time periods of the solution $T = 7\frac{\pi}{\sqrt{2}}$, and time step is $\Delta t = \frac{0.8}{\pi}\Delta x^2$ for both methods. The tolerance for HIM iterations is chosen to be $\epsilon = 10^{-13}$.

In the Figure 12, we plot the \mathcal{L}_∞ error in the solutions (left panel) and maximum of absolute value of the solution (right panel) as functions of time. The error in the solution grows with time, and it is larger in SS2 compared to HIM. We see that SS2 method loses accuracy earlier (at $t \approx 13$) than HIM ($t \approx 15$). If we mimic signal propagation in transatlantic fiber, then the final time of computations is approximately $t \approx 13$, and HIM produces more accurate results at this time.

In the Figure 13, we show the absolute error in conserved quantities \mathcal{N} , \mathcal{H} (left panel) and \mathcal{C}_4 , \mathcal{C}_5 (right panel). Both methods conserve the number of particles, \mathcal{N} . The accuracy in the Hamiltonian, \mathcal{H} , is about 6 orders of magnitude different between SS2 and HIM. Similarly, the difference between SS2 and HIM in $\Delta\mathcal{C}_5$ is about 6 orders of magnitude at early times but grows to 2 orders of magnitude at the end of the simulation. The integral $\mathcal{C}_4 = 0$ and is conserved by both methods well.

7.3. Akhmediev Breather

Akhmediev breather is the solution of NLSE that is periodic in space and localized in time. The formula (40) describes Akhmediev breather solution when the parameter $a < \frac{1}{2}$.

We take $a = \frac{1}{4}$ and run simulations on the interval $[-L, L]$ with $L = 2\pi$ and $N = 128$ grid points. The tolerance for HIM iterations is chosen to be $\epsilon = 10^{-13}$. Time step for both of methods is $\Delta t = \frac{0.8}{\pi}\Delta x^2$.

The final time of simulation is $T = 100$, but we show the time interval $t \in [0, 30]$ in the Figure 14. The \mathcal{L}_∞ error in the solution is on the left panel, and the maximum of absolute value of the solution is on the right panel. SS2 fails to produce accurate solution at the time $t = 15$, while the solution error is approximately 10^{-6} for HIM at same instance of time. The error in the HIM starts to grow from a time $t \approx 17$ and reaches the error of SS2 at a time

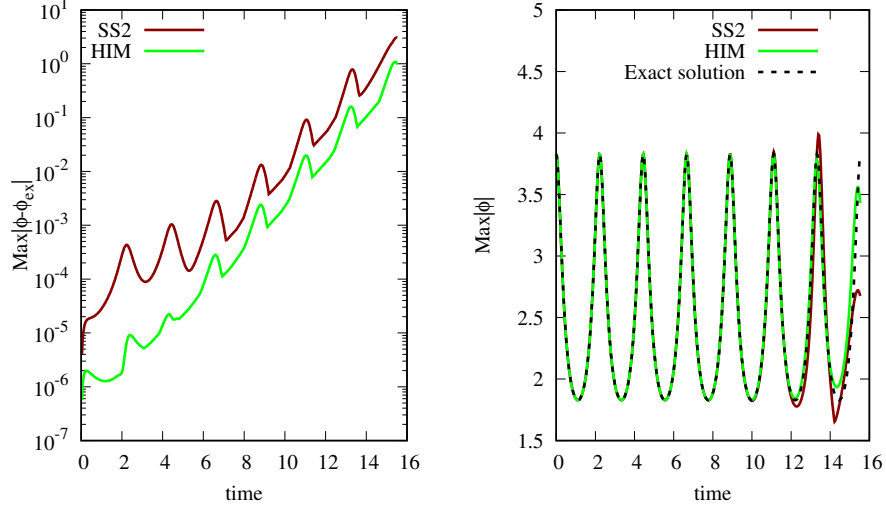


Figure 12: (Kuznetsov-Ma soliton solution on a fully resolved grid) SS2 starts to noticeably deviate at about time 12 and HIM at approximately time 14 (Left) The maximum absolute error of the solution as a function of time. The HIM method (green) is about 1 order more accurate than SS2 method (red).

(Right) Maximum of the absolute values of solution. Exact solution (black dotted line) oscillates with period (7.2).

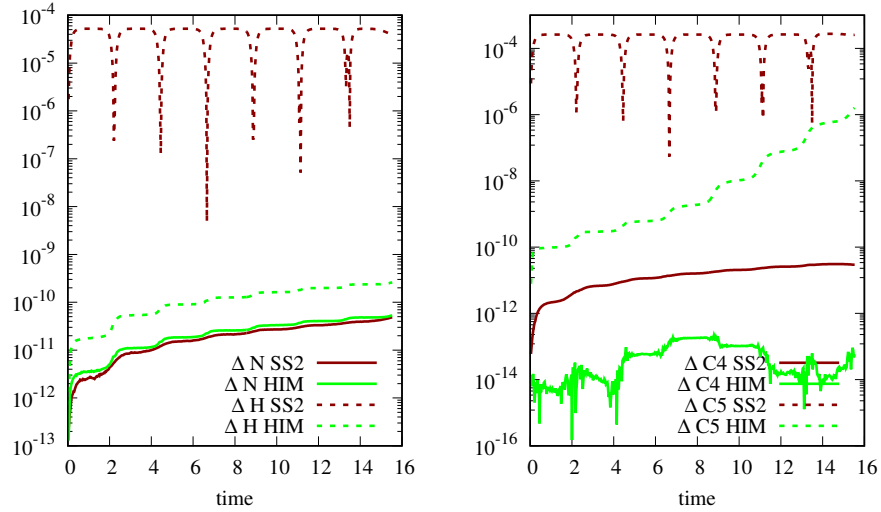


Figure 13: (Kuznetsov-Ma soliton solution on a fully resolved grid) (Left) The error in integral quantities, \mathcal{N} (solid), and \mathcal{H} (dotted) is about seven orders of magnitude smaller than the error in the solution. (Right) The error in integral quantities, \mathcal{C}_4 (solid), and \mathcal{C}_5 (dotted).

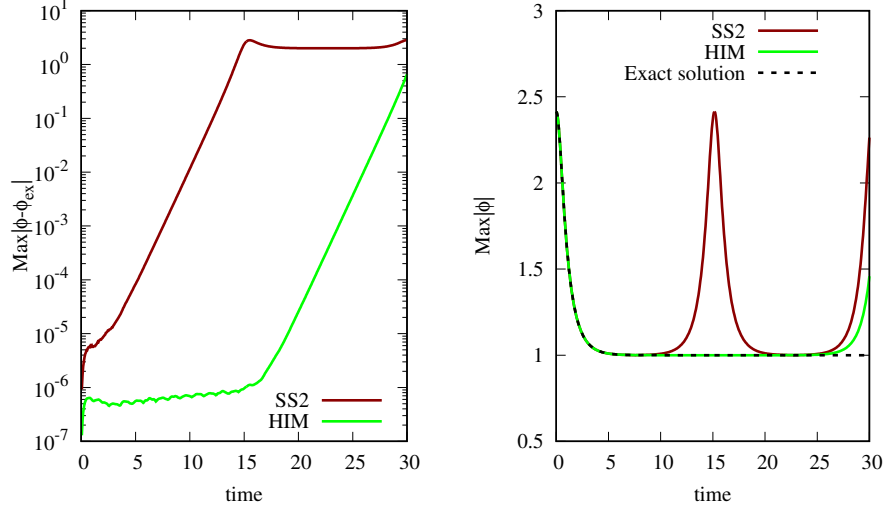


Figure 14: (Akhmediev soliton solution on a fully resolved grid until time $t = 30$) (Left) The maximum absolute error of the solution as a function of time. The error in the SS2 method (red) grows starting from small values of time, and in HIM (green) stays at about 10^{-6} until about time 18. (Right) Maximum of absolute value of solution as a function of time. Exact solution (black dotted line) approaches a constant as time goes to infinity. SS2 (red) and HIM (green) have oscillations during simulations that deviate from the exact solution with repetition.

$t \approx 30$. On the right panel, we see that the maximum of absolute value of the exact solution approaches a constant but the solutions from SS2 and HIM are periodic in time, aka numerical recurrence. The numerical solutions first approach the constant amplitude solution, but as time increases they diverge from it.

For the simulation time $t = 100$, there are several recurrences in numerical solution that can be observed in the Figure 15. If we look at the \mathcal{L}_∞ error in the solution (left panel), we see that the error in the solution decreases as solution approaches the exact solution during the oscillations. The same behaviour is seen in the maximum of absolute solution as the function of time (right panel).

In the Figure 16, we show the absolute error in constants of motion \mathcal{N} , \mathcal{H} (left panel) and \mathcal{C}_4 , \mathcal{C}_5 (right panel). SS2 conserves \mathcal{N} and \mathcal{C}_4 with good accuracy. It conserves \mathcal{H} and \mathcal{C}_5 up to 10^{-5} , and the absolute error in both of these quantities oscillates. HIM conserves all 4 constant of motion \mathcal{N} , \mathcal{H} , \mathcal{C}_4 , \mathcal{C}_5 up to 10^{-11} – 10^{-12} .

8. Conclusion

HIM was derived for both NLSE and its generalization MMT model. We performed detailed comparison of two algorithms for simulation of NLSE: Hamiltonian integration, proposed in [16] and the widely used split-step method. In

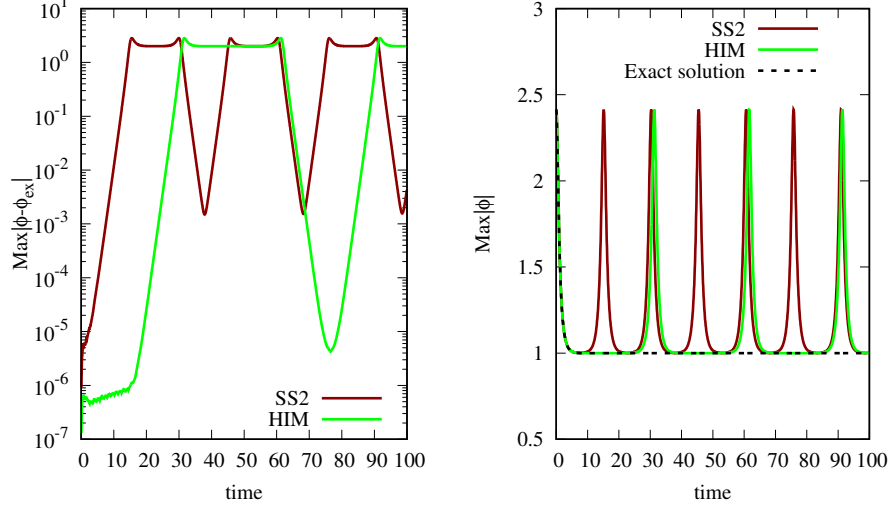


Figure 15: (Akhmediev soliton solution on a fully resolved grid until time $t = 100$) (Left) The maximum absolute error of the solution as a function of time. (Right) Maximum of absolute value of solution as a function of time. Exact solution (black dotted line) approaches a constant as time goes to infinity. SS2 (red) and HIM (green) have a couple of oscillations in the solution.

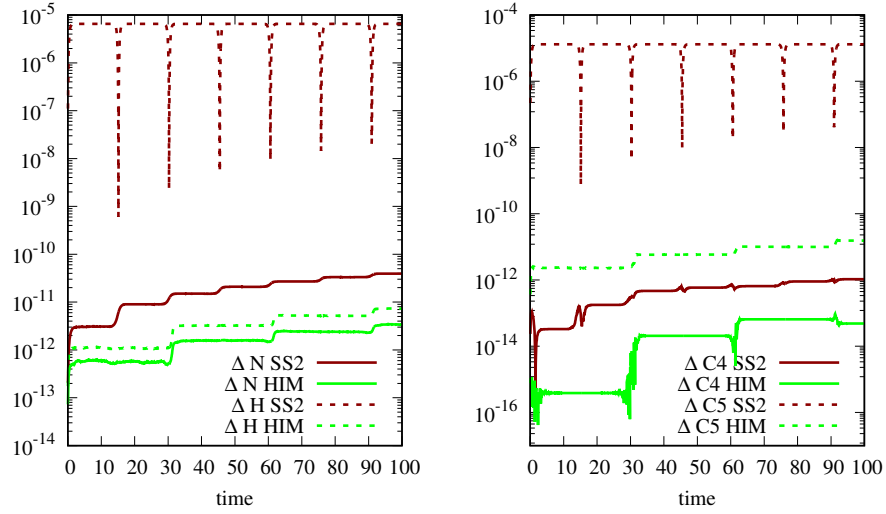


Figure 16: (Akhmediev soliton solution on a fully resolved grid) (Left) The error in integral quantities, $\Delta \mathcal{N}$ (solid), and $\Delta \mathcal{H}$ (dotted) as a function of time. The error in \mathcal{H} is about 5 orders of magnitude is smaller in HIM compared to SS2, and equivalent in both methods for \mathcal{N} . (Right) The conserved quantities quantities $\Delta \mathcal{C}_4$ (solid), and $\Delta \mathcal{C}_5$ (dotted) as a function of time. The error in \mathcal{C}_5 is several orders of magnitude smaller in HIM. The error in \mathcal{C}_4 is comparable in both methods.

all cases Hamiltonian integration demonstrates better conservation of Hamiltonian at the time of soliton collision even for very large time steps. The other constants of motion N , C_4 and C_5 are conserved better by HIM when the time step is the same or slightly larger than the one used for split-step method. However, if the time step is increased several orders of magnitude, the accuracy of conservation of integrals of motion in HIM may be lower. On the other hand, the pointwise error between the numerical solution and analytic formula is significantly larger than the variation of conserved quantities, which means that integrals of motion reflect the quality of the solution rather poorly. In experiments we observed this error to be about 10^{-2} - 10^{-3} in the maximum norm. For this reason a criterion of convergence of fixed point iterations by the number of particles or Hamiltonian 2, that was used in the original paper [16], is suboptimal, and it is more accurate to control convergence of the residual (18) as it was proposed in this paper.

However, if the primary goal is to accurately portray the interaction of solitons over the physically relevant time, such as propagation distance in optical fiber, it is significantly more advantageous to use the HIM method with large time step rather than SS2 method which requires smaller time step to satisfy the stability criterion. Violation of stability criterion for SS2 results in complete disintegration of solution for long time simulations [36]. In our simulations for 400 nonlinear times, the time step for HIM is about 64–128 times larger than the instability criterion for SS2. However, in a simulation for significantly longer time it may lead to accumulation of errors in positioning of the solitons (jitter). For example if one simulates for 4000 nonlinear times, the inaccuracy in the soliton position is about $10\Delta x$, and in order to keep the soliton positioning accuracy at Δx one would need to decrease the time step for HIM which results in smaller gains in computation time.

The accurate portrayal of soliton interactions is crucial for the simulation of interactions in soliton gas [37, 38, 39, 40], or the fast developing field of integrable turbulence [2]. Both SS2 and HIM approaches are well suited for this. At the same time one should mention that split-step is simpler to implement and is more efficient memory-wise. The split-step method is explicit, whereas HIM is an implicit method.

As a summary, we would recommend to use Hamiltonian integration method for simulations requiring accurate description of soliton-soliton interactions or other subtle nonlinear phenomena in Hamiltonian systems especially when computation time is of the essence. Relevance of fast computational algorithms for optical problems can be illustrated by paper [5], [41] where massively parallel algorithm for modification of NLSE was proposed and implemented. For multidimensional turbulence (see for instance [42]), or for high accuracy short term dynamics, the split-step scheme of the order two, and higher order split step methods [20], [43] can be an approach of choice.

Acknowledgments

The authors wish to acknowledge gratefully the following contributions: SAA during her graduate study was partially supported by NSF grants DMS-1554456 and DMS-1500704; DSA was supported by NSF grant DMS-1716822; KAO was supported by the Simons Collaboration on Wave Turbulence. The work of LPM was partially supported by the National Science Foundation, grant DMS-1814619. We thank support of Russian Ministry of Science and Higher education Grant No. 075-15-2019-1893. Some simulations were performed at the Texas Advanced Computing Center using the Extreme Science and Engineering Discovery Environment (XSEDE), supported by NSF Grant ACI-1053575.

Appendix A. Derivation of the HIM for NLSE

We consider the equation (1) where $\gamma = 1$ and with the Hamiltonian (2). Let $\mathcal{H}^n = \int (|\Phi_x^n|^2 - \frac{\gamma}{2}|\Phi^n|^4)$ be the discretized in time Hamiltonian at the n -th time step. We consider change of Hamiltonian after one time step Δt :

$$\Delta \mathcal{H} = \mathcal{H}^{n+1} - \mathcal{H}^n = I_1 + I_2, \quad (\text{A.1})$$

where $I_1 := \int (|\Phi_x^{n+1}|^2 - |\Phi_x^n|^2) dx$ and $I_2 := \gamma \int (\frac{1}{2}|\Phi^n|^4 - \frac{1}{2}|\Phi^{n+1}|^4) dx$. We consider I_1 and I_2 separately.

By addition and subtraction to I_1 of the following terms, $\frac{1}{2}\Phi_x^n \bar{\Phi}_x^{n+1}$ and $\frac{1}{2}\Phi_x^{n+1} \bar{\Phi}_x^n$, under the integral sign, combining terms and using integration by parts, one gets:

$$I_1 = -\frac{1}{2} \int (\bar{\Phi}_{xx}^{n+1} \Delta \Phi + \Phi_{xx}^n \Delta \bar{\Phi} + \Phi_{xx}^{n+1} \Delta \bar{\Phi} + \bar{\Phi}_{xx}^n \Delta \Phi) dx,$$

here we have introduced $\Delta \Phi = \Phi^{n+1} - \Phi^n$.

By addition and subtraction to I_2 of the four following terms, $\frac{\gamma}{2}|\Phi^{n+1}|^2 \Phi^n \bar{\Phi}^{n+1}$, $\frac{\gamma}{2}|\Phi^{n+1}|^2 \Phi^{n+1} \bar{\Phi}^n$, $\frac{\gamma}{2}|\Phi^n|^2 \Phi^{n+1} \bar{\Phi}^n$ and $\frac{\gamma}{2}|\Phi^n|^2 \Phi^n \bar{\Phi}^{n+1}$, under the integral sign and combining terms, we arrive at

$$I_2 = -\frac{\gamma}{4} \int (\Delta \Phi (\bar{\Phi}^{n+1} + \bar{\Phi}^n)(|\Phi^{n+1}|^2 + |\Phi^n|^2) + \Delta \bar{\Phi} (\Phi^{n+1} + \Phi^n)(|\Phi^{n+1}|^2 + |\Phi^n|^2)) dx.$$

After combining the like terms, we arrive at the formula

$$\begin{aligned} \Delta \mathcal{H} = & \frac{1}{2} \int [\Delta \Phi \left\{ -\bar{\Phi}_{xx}^{n+1} - \bar{\Phi}_{xx}^n - \frac{\gamma}{2}(\bar{\Phi}^{n+1} + \bar{\Phi}^n)(|\Phi^{n+1}|^2 + |\Phi^n|^2) \right\} + \\ & \Delta \bar{\Phi} \left\{ -\Phi_{xx}^{n+1} - \Phi_{xx}^n - \frac{\gamma}{2}(\Phi^{n+1} + \Phi^n)(|\Phi^{n+1}|^2 + |\Phi^n|^2) \right\}] dx. \end{aligned} \quad (\text{A.2})$$

If require that the first and second expressions in curly brackets are equal to $\frac{-i\Delta \bar{\Phi}}{\Delta t}$ and $\frac{i\Delta \Phi}{\Delta t}$ respectively, then $\Delta \mathcal{H}$ vanishes. We note that:

$$i\Phi_t = \frac{\delta \mathcal{H}}{\delta \bar{\Phi}}, \text{ and } i\bar{\Phi}_t = -\frac{\delta \mathcal{H}}{\delta \Phi}.$$

We get the following numerical scheme in time:

$$i \frac{\Phi^{n+1} - \Phi^n}{\Delta t} = -\frac{[\Phi^{n+1} + \Phi^n]_{xx}}{2} - \frac{\gamma(\Phi^{n+1} + \Phi^n)(|\Phi^{n+1}|^2 + |\Phi^n|^2)}{4}. \quad (\text{A.3})$$

Appendix B. Derivation of the stability condition for NLSE

In order to solve the equation (1) one can use the iteration scheme (17):

$$\Phi_k^{n+1,s+1} = \frac{1 - \frac{ik^2\Delta t}{2}}{1 + \frac{ik^2\Delta t}{2}} \Phi_k^n + \frac{\frac{i\Delta t\gamma}{4}}{1 + \frac{ik^2\Delta t}{2}} \hat{F} \left[(|\Phi^{n+1,s}|^2 + |\Phi^n|^2)(\Phi^{n+1,s} + \Phi^n) \right]. \quad (\text{B.1})$$

We take $\Phi_k^{n+1,s+1} = \Phi_0^{n+1} + \delta\Phi_k^{s+1}$ and $\Phi_k^{n+1,s} = \Phi_0^{n+1} + \delta\Phi_k^s$ where Φ_0^{n+1} is the exact solution at the $(n+1)$ -st time step. Let's keep only terms linear in $\delta\Phi^{s+1}$ and neglect terms with small scale perturbations $\delta\Phi^s$:

$$\begin{aligned} \delta\Phi_k^{s+1} = & \frac{\frac{i\Delta t\gamma}{4}}{1 + \frac{ik^2\Delta t}{2}} \left[2|\Phi_0^{n+1}|^2 + |\Phi^n|^2 + \Phi^n \bar{\Phi}_0^{n+1} \right] \delta\Phi_k^s + \\ & + \frac{\frac{i\Delta t\gamma}{4}}{1 + \frac{ik^2\Delta t}{2}} \left[(\Phi_0^{n+1})^2 + \Phi^n \Phi_0^{n+1} \right] \delta\bar{\Phi}_k^s \end{aligned} \quad (\text{B.2})$$

Therefore, we can compose the following system of linear equations:

$$\begin{pmatrix} \delta\Phi_k^{s+1} \\ \delta\bar{\Phi}_k^{s+1} \end{pmatrix} = \begin{pmatrix} c \left[2|\Phi_0^{n+1}|^2 + |\Phi^n|^2 + \Phi^n \bar{\Phi}_0^{n+1} \right] & c \left[(\Phi_0^{n+1})^2 + \Phi^n \Phi_0^{n+1} \right] \\ \bar{c} \left[(\bar{\Phi}_0^{n+1})^2 + \bar{\Phi}^n \bar{\Phi}_0^{n+1} \right] & \bar{c} \left[2|\Phi_0^{n+1}|^2 + |\Phi^n|^2 + \bar{\Phi}^n \bar{\Phi}_0^{n+1} \right] \end{pmatrix} \begin{pmatrix} \delta\Phi_k^s \\ \delta\bar{\Phi}_k^s \end{pmatrix} \quad (\text{B.3})$$

where $c = \frac{\frac{i\gamma\Delta t}{4}}{1 + \frac{ik^2\Delta t}{2}}$. We need the matrix on the right hand side of (B.3) (lets name it A) to be a contracting map. As a result, we require its determinant to be smaller than 1. From $|\det(A)| < 1$, we can get the condition for iterations convergence of HIM:

$$\Delta t < \frac{2}{|\gamma|\sqrt{3}\max(|\Phi^n|^2)} \quad (\text{B.4})$$

Appendix C. Interaction of Two-Solitons

Appendix C.1. Headon Collision of Solitons

The initial condition is given by the two-soliton solution formula (6) with solitons moving toward each other. The final time of simulation is $T = 45$, and two solitons interact once. We present the results of the simulation in Figures C.17 - C.19. The parameters for this simulation are the following:

$$\begin{aligned} p_1 &= 1.2 - 0.5i \text{ and } p_2 = 1.3 + i \\ a_1 &= -20 + i \text{ and } a_2 = 60 + i. \end{aligned} \quad (\text{C.1})$$

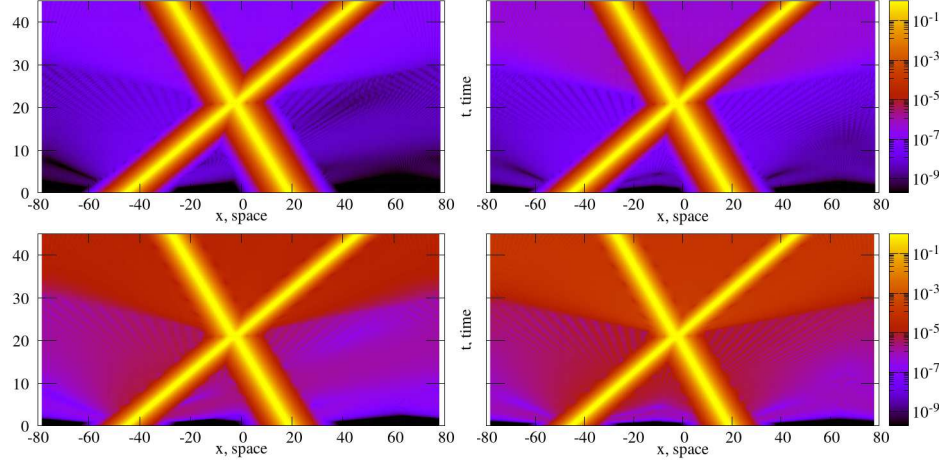


Figure C.17: (Headon collision of solitons) (Top) Numerical solution for HIM (left) and SS2 (right) methods on a fully resolved grid $N = 4096$. (Bottom) Numerical solution for HIM (left) and SS2 (right) methods on an underresolved grid with $N = 1024$.

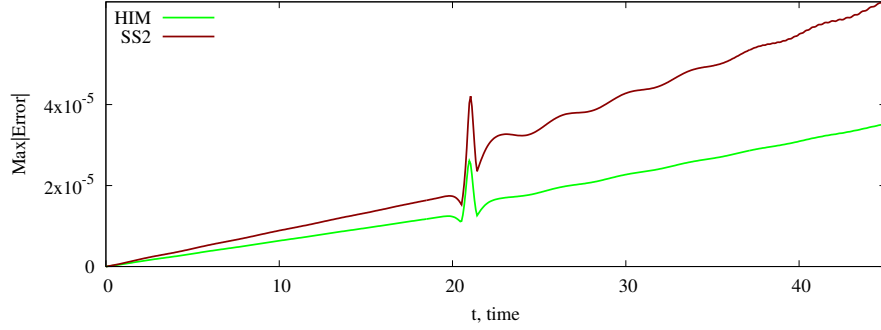


Figure C.18: (Headon collision of solitons on a fully resolved grid) Error in \mathcal{L}_∞ -norm of the solution vs time computed for SS2 (red) and HIM (green) methods. The collision occurs at the time approximately $t = 21$ where we observe a spike in the error. The error vs time is close to a straight line before and after collision. Its slope, m changes from $m = 8.85 \times 10^{-7}$ to $m = 1.5 \times 10^{-6}$ for SS2 method, and from $m = 6.3 \times 10^{-7}$ to $m = 8.3 \times 10^{-7}$ for HIM method.

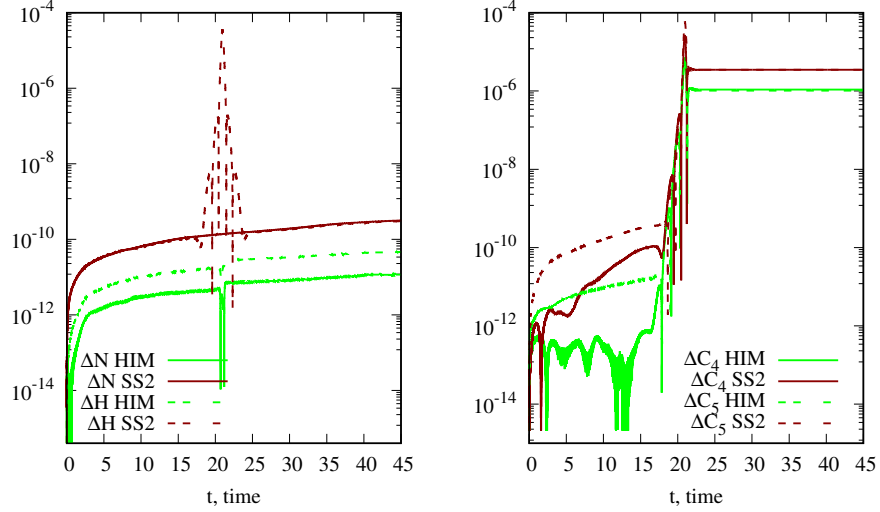


Figure C.19: (Headon collision of solitons on a fully resolved grid) The conserved quantities (left) ΔN (solid), ΔH (dotted), and (right) ΔC_4 (solid), and ΔC_5 (dotted) as a function of time over the course of the simulation with HIM (green) and SS2 (red). Note that SS2 demonstrates a strong peak in error in \mathcal{H} at the time of soliton interaction. After the interaction time the C_4 , and the C_5 exhibit large error with both SS2 and HIM.

Appendix C.2. Collision with Pursuing Soliton

The initial condition is given by the two-soliton solution formula (6) with one soliton pursuing another soliton. The final time of simulation is $T = 54$. The pursuing soliton overtakes and interacts with the slower soliton once. The results of this simulation are presented in the Figures C.20 - C.22, and parameters of the initial condition are as follows:

$$\begin{aligned} p_1 &= 1.7 + 0.5i \text{ and } p_2 = 1.9 + i \\ a_1 &= 50 + i \text{ and } a_2 = 110 + i. \end{aligned} \quad (\text{C.2})$$

Appendix C.3. Results of Two Soliton Simulations

In the latter sequence of two simulations involving two-soliton collision, we found that the radiation level in SS2 simulation has been consistently higher than in simulations with HIM method. In both methods we observe that conservation of integrals of motion \mathcal{H} , \mathcal{N} , \mathcal{C}_4 and \mathcal{C}_5 does not imply highly accurate solution in \mathcal{L}_∞ -norm. In all the cases we found that HIM method gives smaller \mathcal{L}_∞ error in the solution by a factor of at least 1.5-2 with the same time step. During the simulation time there is a single collision in the periodic box $[-L, L]$.

Despite the \mathcal{L}_∞ error of the solution not being smaller than 10^{-5} , we observe that the integrals of motion \mathcal{H} , \mathcal{N} are conserved up to 5×10^{-10} . Nevertheless, at the time of collision we found that $\Delta \mathcal{H}$ experiences a jump up to 5 orders of

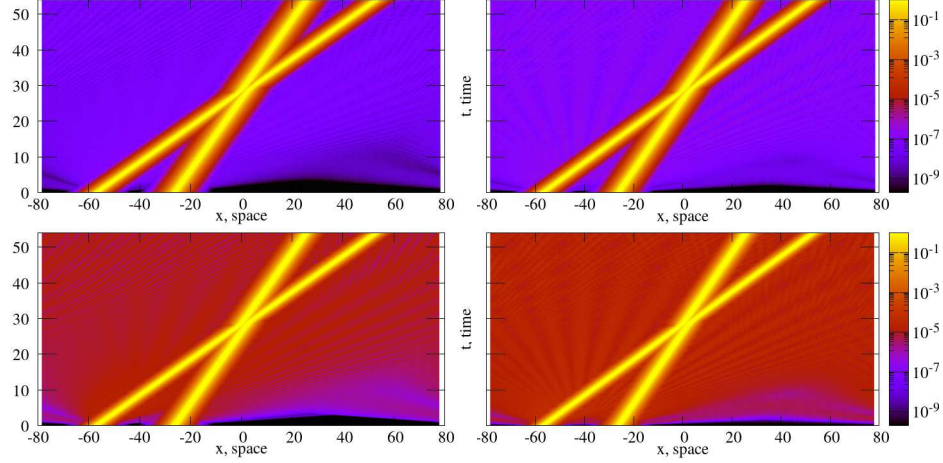


Figure C.20: (Collision with pursuing soliton) (Top) Numerical solution for HIM (left) and SS2 (right) methods on a fully resolved grid with $N = 4096$ points. (Bottom) Numerical solution for HIM (left) and SS2 (right) methods on an underresolved grid with $N = 1024$ points.

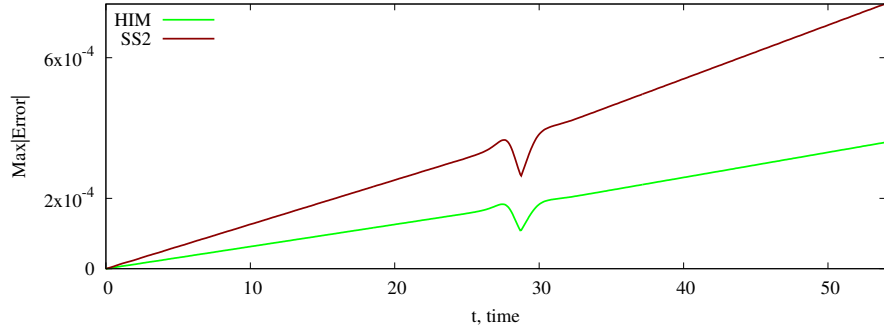


Figure C.21: (Collision with pursuing soliton on a fully resolved grid) Error in the solution vs time for SS2(red) and HIM(green) methods in the simulation with one soliton pursuing the other. The time of collision is approximately $t = 28$. We observe that the slope, m of the straight line of error vs time changes at the collision for both methods. In SS2 it changes from $m = 1.26 \times 10^{-5}$ to $m = 1.5 \times 10^{-6}$, and in HIM the slope changes from $m = 6.3 \times 10^{-6}$ to $m = 7.12 \times 10^{-6}$.

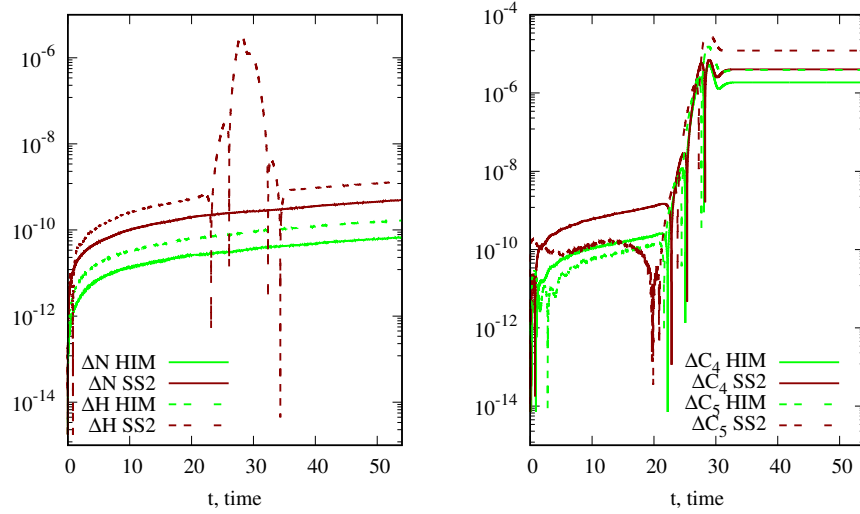


Figure C.22: (Collision with pursuing soliton on a fully resolved grid) The error in conserved quantities (left) $\Delta\mathcal{N}$ (solid), $\Delta\mathcal{H}$ (dotted), and (right) $\Delta\mathcal{C}_4$ (solid), and $\Delta\mathcal{C}_5$ (dotted) as a function of time over the course of the simulation with HIM (green) and SS2 (red). Note that SS2 demonstrates a strong peak in error in \mathcal{H} at the time of soliton interaction. After the interaction time the \mathcal{C}_4 , and the \mathcal{C}_5 exhibit large error with both SS2 and HIM.

magnitude in SS2 method, while in HIM it is conserved by construction of the method. Both methods exactly conserve \mathcal{N} aside from accumulation of round-off errors over the course of simulations. The two nontrivial integrals of motion, \mathcal{C}_4 and \mathcal{C}_5 are not conserved exactly, nevertheless we observe that until the time of collision these quantities vary only in 9-th decimal place. After the collision these values demonstrate a large jump (up to four orders of magnitude) in both methods. Unlike the Hamiltonian, \mathcal{H} , in SS2 method, these integrals do not revert to their original values after the collision.

References

- [1] C. Sulem, P. Sulem, The Nonlinear Schrödinger Equation: Self-Focusing and Wave Collapse, Applied Mathematical Sciences, Springer New York, 1999.
URL <https://books.google.com/books?id=uTxYaEztjzgC>
- [2] V. E. Zakharov, L. A. Ostrovsky, Modulation instability: the beginning, Physica D: Nonlinear Phenomena 238 (5) (2009) 540–548.
- [3] L. Pitaevskii, S. Stringari, Bose-Einstein Condensation, International Series of Monographs on Physics, Oxford University Press, Clarendon Press, 2003.
- [4] G. P. Agrawal, Nonlinear fiber optics, Academic press, 2007.

- [5] P. M. Lushnikov, Fully parallel algorithm for simulating dispersion-managed wavelength-division-multiplexed optical fiber systems, *Optics letters* 27 (11) (2002) 939–41.
- [6] V. E. Zakharov, Collapse of Langmuir waves, *Sov. Phys. JETP* 35 (5) (1972) 908–914.
- [7] D. A. Silantyev, P. M. Lushnikov, H. A. Rose, Langmuir wave filamentation in the kinetic regime. I. Filamentation instability of Bernstein-Greene-Kruskal modes in multidimensional Vlasov simulations, *Phys. of Plasmas* 24 (2017) 042104.
- [8] K. B. Dysthe, Note on a modification to the nonlinear Schrödinger equation for application to deep water waves, *Proceedings of the Royal Society of London. A. Mathematical and Physical Sciences* 369 (1736) (1979) 105–114.
- [9] A. I. Dyachenko, V. E. Zakharov, Modulation instability of Stokes wave \rightarrow freak wave, *Journal of Experimental and Theoretical Physics Letters* 81 (6) (2005) 255–259.
- [10] T. R. Taha, M. I. Ablowitz, Analytical and numerical aspects of certain nonlinear evolution equations. II. Numerical, nonlinear Schrödinger equation, *Journal of Computational Physics* 55 (2) (1984) 203–230.
- [11] I. Greig, J. Morris, A Hopscotch method for the Korteweg–de–Vries equation, *Journal of Computational Physics* 20 (1) (1976) 64–80.
- [12] R. D. Richtmyer, K. W. Morton, *Difference methods for initial-value problems*, Malabar, Fla.: Krieger Publishing Co.,— c1994, 2nd ed. (1994).
- [13] R. H. Hardin, F. D. Tappert, Applications of the Split-Step Fourier Method to the Numerical Solution of Nonlinear and Variable Coefficient Wave Equations, *SIAM Rev. Chronicle* 15 (1973) 423.
- [14] G. Strang, On the construction and comparison of difference schemes, *SIAM Journal on Numerical Analysis* 5 (3) (1968) 506–517.
- [15] T. I. Lakoba, Instability analysis of the split-step Fourier method on the background of a soliton of the nonlinear Schrödinger equation, *Numerical Methods for Partial Differential Equations* 28 (2) (2012) 641–669.
- [16] S. Dyachenko, A. C. Newell, A. Pushkarev, V. E. Zakharov, Optical turbulence: weak turbulence, condensates and collapsing filaments in the nonlinear Schrödinger equation, *Physica D: Nonlinear Phenomena* 57 (1) (1992) 96–160.
- [17] J.-B. Chen, M.-Z. Qin, Y.-F. Tang, Symplectic and multi-symplectic methods for the nonlinear Schrödinger equation, *Computers & Mathematics with Applications* 43 (8) (2002) 1095–1106.

- [18] Y. Gong, Q. Wang, Y. Wang, J. Cai, A conservative Fourier pseudo-spectral method for the nonlinear Schrödinger equation, *Journal of Computational Physics* 328 (2017) 354–370.
- [19] A. O. Korotkevich, A. I. Dyachenko, V. E. Zakharov, Numerical simulation of surface waves instability on a homogeneous grid, *Physica D: Nonlinear Phenomena* 321 (2016) 51–66.
- [20] H. Yoshida, Construction of higher order symplectic integrators, *Physics Letters A* 150 (5) (1990) 262–268.
- [21] A. J. Majda, D. W. McLaughlin, E. G. Tabak, A one-dimensional model for dispersive wave turbulence, *Journal of Nonlinear Sciences* 7 (1997) 1432–1467.
- [22] A. B. Shabat, V. E. Zakharov, Exact theory of two-dimensional self-focusing and one-dimensional self-modulation of waves in nonlinear media, *Soviet Physics JETP* 34 (1) (1972) 62.
- [23] S. Novikov, S. V. Manakov, L. P. Pitaevskii, V. E. Zakharov, *Theory of solitons: the inverse scattering method*, Springer Science & Business Media, 1984.
- [24] V. E. Zakharov, A. B. Shabat, A scheme for integrating the nonlinear equations of mathematical physics by the method of the inverse scattering problem. I, *Functional analysis and its applications* 8 (3) (1974) 226–235.
- [25] M. Frigo, S. G. Johnson, The Design and Implementation of FFTW3, *Proceedings of the IEEE* 93 (2) (2005) 216–231, special issue on “Program Generation, Optimization, and Platform Adaptation”.
- [26] V. S. Varadarajan, *Lie groups, Lie algebras and their representation*, Prentice-Hall, Englewood Cliffs, 1974.
- [27] J. A. C. Weideman, B. M. Herbst, Split-step methods for the solution of the nonlinear Schrödinger equation, *SIAM Journal on Numerical Analysis* 23 (3) (1986) 485–507.
- [28] V. E. Zakharov, O. A. Vasilyev, A. I. Dyachenko, Kolmogorov spectra in one-dimensional weak turbulence, *JETP Letters* 73 (2) (2001) 1090–6487.
- [29] W. Lee, G. Kovačič, D. Cai, Generation of dispersion in nondispersive nonlinear waves in thermal equilibrium, *Proceedings of the National Academy of Sciences* 110 (9) (2013) 3237–3241.
arXiv:<https://www.pnas.org/content/110/9/3237.full.pdf>,
doi:10.1073/pnas.1215325110.
URL <https://www.pnas.org/content/110/9/3237>
- [30] B. Rumpf, A. C. Newell, Wave instability under short-wave amplitude modulations, *Physics Letters A* 377 (18) (2013) 1260 – 1263.
doi:<https://doi.org/10.1016/j.physleta.2013.03.015>.
URL <http://www.sciencedirect.com/science/article/pii/S0375960113002636>

- [31] V. E. Zakharov, V. S. Lvov, G. Falkovich, Kolmogorov Spectra of Turbulence I, Springer-Verlag, Berlin, 1992.
- [32] J. Satsuma, N. Yajima, B. initial value problems of one-dimensional self-modulation of nonlinear waves in dispersive media, Progress of Theoretical Physics Supplement 55 (1974) 284–306.
- [33] E. A. Kuznetsov, Solitons in a parametrically unstable plasma, DoSSR 236 (1977) 575–577.
- [34] Y.-C. Ma, The perturbed plane-wave solutions of the cubic schrödinger equation, Studies in Applied Mathematics 60 (1) (1979) 43–58.
- [35] B. Kibler, J. Fatome, C. Finot, G. Millot, G. Genty, B. Wetzel, N. Akhmediev, F. Dias, J. M. Dudley, Observation of kuznetsov-ma soliton dynamics in optical fibre, Scientific reports 2 (2012) 463.
- [36] T. I. Lakoba, Long-time simulations of nonlinear schrödinger-type equations using step size exceeding threshold of numerical instability, J. Sci. Comput. 72 (2017) 14–48.
- [37] V. E. Zakharov, Kinetic equation for solitons, Sov. Phys. JETP 33 (3) (1971) 538–541.
- [38] D. S. Agafontsev, V. E. Zakharov, Intermittency in generalized NLS equation with focusing six-wave interactions, Physics Letters A 379 (40) (2015) 2586–2590.
- [39] S. K. Turitsyn, J. D. Ania-Castañón, S. A. Babin, V. Karalekas, P. Harper, D. Churkin, S. I. Kablukov, A. E. El-Taher, E. V. Podivilov, V. K. Mezentsev, 270-km Ultralong Raman Fiber Laser, Phys. Rev. Lett. 103 (2009) 133901.
- [40] S. K. Turitsyn, S. A. Babin, A. E. El-Taher, P. Harper, D. V. Churkin, S. I. Kablukov, J. D. Ania-Castañón, V. Karalekas, E. V. Podivilov, Random distributed feedback fibre laser, Nature Photonics 4 (4) (2010) 231–235.
- [41] A. O. Korotkevich, P. M. Lushnikov, Proof-of-concept implementation of the massively parallel algorithm for simulation of dispersion-managed WDM optical fiber systems, Optics letters 36 (10) (2011) 1851–1853.
- [42] G. Falkovich, N. Vladimirova, Cascades in nonlocal turbulence, Phys. Rev. E 91 (2015) 041201.
- [43] Y. Chung, P. M. Lushnikov, Strong collapse turbulence in a quintic nonlinear Schrödinger equation, Phys. Rev. E 84 (2011) 036602.