

Generalized optical theorem for propagation invariant beams

Irving Rondón and F. Soto-Eguibar,
Instituto Nacional de Astrofísica Óptica y Electrónica,
Puebla, C.P. 72840 México.

January 26, 2022

Abstract

Many practical applications require the analysis of electromagnetic scattering properties of local structures using different sources of illumination. The Optical Theorem (OT) is a useful result in scattering theory, relating the extinction of a structure to the scattering amplitude in the forward direction. The most common derivation of the OT is given for plane waves but advances in optical engineering now allow laser beam shaping, which might require an extended theorem where the impinging source is a structured field. In this work, we derive an expression for the optical theorem based on classical electromagnetic theory, for probe sources given in terms of propagation invariant beams. We obtain a general expression for the differential scattering cross section using the integral scattering amplitude approximation in the far field. We also analyze the scattering problem of a zero order Bessel beam by a dielectric sphere, under the Rayleigh approximation by varying the angle of incidence.

1 Introduction

This work is focused on a fundamental relation in scattering theory, the so-called optical cross-section theorem or simply the Optical Theorem (OT), which describes the rate at which energy is distributed from a probing incident wave field by a scattering object, due to re-radiation and absorption by the scatterer [1]. The optical theorem has a long and interesting history; it appeared in electromagnetic theory more than one hundred years ago and similar theorems can be found in acoustical scattering and quantum mechanics [2]. This classical problem is covered in advanced electromagnetic books where it is always presented for plane waves [3]. Essentially, the optical theorem states that the rate at which energy is extinguished due to scattering and absorption at the scatterer is proportional to the imaginary part of the forward scattering amplitude, corresponding to the direction of propagation of the incident field [4, 5, 6, 7]. The OT provides an analytic tool to determine some of the objects physical properties (i.e., shape, size, concentration, density, absorption, conductivity, etc.), from the scattered field.

Previous works have attempted to unify the OT. An example of those is the generalized optical theorem for scalar fields [8], which is found in the near-field optics [9]. In this context, the problem is solved for a non homogeneous Helmholtz equation, $\nabla^2\psi + k^2\psi = -4\pi k^2\eta\psi$ being $k = \omega/c$, η the dielectric susceptibility, and ψ the scattering potential solution of the partial differential equation. A version of the generalized optical theorem has been discussed in the scalar and vector electromagnetic approaches in a wide context of applications [10]. An extended formalism has been presented in the field of acoustics [11]. The solution of the scattering problem in quantum mechanics for non-plane waves [12], for anisotropic media [13], and for arbitrary scalar and vectorial fields in cylindrical coordinates [14, 15] have been also analyzed. Recently, Marengo and Tu provided an OT that describes the energy budget of wave scattering phenomena in time domain [16] and its applications in transmission lines [17].

However, it is not the aim of this manuscript to list the full range of applications and references where the OT has been used. Instead, we aim to present an explicit derivation of a complete general expression of the OT based on Maxwell equations that can be applied to any invariant beam. To the best of our knowledge, this has not been presented before. An invariant beam, also known as a “non-diffracting beam”, propagates indefinitely without changes in its transverse intensity distribution [18, 19]. These beams can also be represented as an infinite superposition of plane waves [20]. These optical fields are solution of the transverse Helmholtz wave equation $\nabla_T^2\varphi + k_T^2\varphi = 0$ in Cartesian, circular cylindrical, parabolic cylindrical, and elliptical cylindrical coordinates, where k_T is the transversal wave vector; the solutions of this equation are the well known plane, Bessel [21], Mathieu [22] and Weber beams [23], respectively. The use of such fields in the experimental and theoretical works has attracted considerable attention [24], from quantum mechanics [25, 26, 27, 28] to space communications [29]. New scenarios have been opened for scattering problems [30, 31, 32, 33]; however, none of them explores the possibility of using these fields on any of the new technological challenges that range from nano and

micro-photonics to science and engineering of antennas, metamaterials and electromagnetic devices, among others. The main goal of this research is to present a derivation of the general OT based on Maxwell equations and the standard literature for propagation invariant beams, where the plane wave case is a particular case, using the well-known far field approximation [34, 35]. In order to illustrate our results we revisit the classical and standard scattering elastic problem of a dielectric sphere in the Rayleigh regime, for which the incident field can be any propagation invariant beam. The problem becomes clearer studying the case when the electric incident field is a zero order Bessel beam, due to its wide range of applications [36, 37]. Finally, we present some conclusions and possible applications.

2 Optical theorem

Let us consider a scatterer particle of arbitrary form and size, volume V , and a complex permittivity

$$\varepsilon_p(\vec{r}) = \varepsilon_0 \varepsilon_r(\vec{r}) = \varepsilon_0 [\varepsilon'_r(\vec{r}) + i\varepsilon''_r(\vec{r})], \quad (1)$$

where ε_0 is the vacuum permittivity. The medium surrounding the scatterer particle is lossless and its permittivity ε is real. We assume also that the scatterer particle and the surrounding medium are non magnetic, so that they have magnetic permeability $\mu = 1$, see Figure 1. The fields $\vec{E}_i(\vec{r})$, $\vec{H}_i(\vec{r})$ correspond to an invariant beam that strikes the scatterer particle; the scattered electromagnetic field is represented by $\vec{E}_s(\vec{r})$, $\vec{H}_s(\vec{r})$ and $\vec{E}_p(\vec{r})$, $\vec{H}_p(\vec{r})$ describe the electromagnetic field inside the scatterer particle, as shown in Figure 1. The time-averaged power absorbed by the scatterer object is given

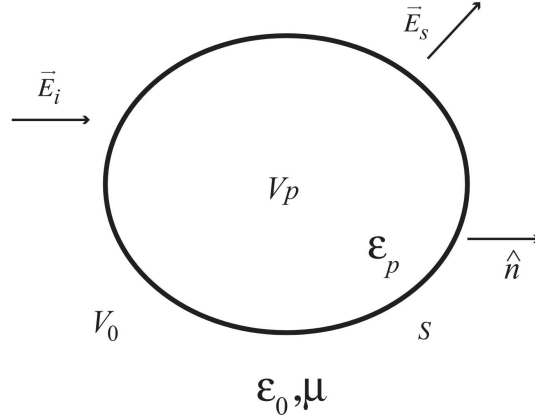


Figure 1: Geometrical configuration for the generalization of the optical theorem.

by [5, 4]

$$P_a = \frac{\varepsilon_0}{2} \int_V \omega \varepsilon''_r(\vec{r}) \left| \vec{E}_p(\vec{r}) \right|^2 dV. \quad (2)$$

If the Poynting vector of the scattered field is given by the following expression

$$\vec{S}_s = \frac{1}{2} \mathbf{Re} \left(\vec{E}_s \times \vec{H}_s^* \right), \quad (3)$$

then the time-average scattered power is [4]

$$P_s = \int_{S_\infty} \vec{S}_s \cdot \hat{n} da = \int_{\text{sup}} \vec{S}_s \cdot \hat{n} da, \quad (4)$$

where sup is the surface around the volume V of the scatterer particle and S_∞ is the surface at infinity. Assuming nothing else that the correctness of the Maxwell equations, it is possible to show that [4]

$$P_a + P_s = - \int_{\text{sup}} \vec{S}' \cdot \hat{n} da, \quad (5)$$

with

$$\vec{S}' = \frac{1}{2} \mathbf{Re} \left(\vec{E}_i \times \vec{H}_s^* + \vec{E}_s \times \vec{H}_i^* \right). \quad (6)$$

Bajer and Horak [18] have shown that for an invariant beam $\nabla \cdot (\vec{S}_i + \vec{S}_s) = 0$. Thus, using the divergence theorem, it is easy to prove that [18, 19]

$$\int_{\text{sup}} \mathbf{Re} \left(\vec{E}_i \times \vec{H}_s^* \right) \cdot \hat{n} da = \int_{\text{sup}} \mathbf{Re} \left(\vec{E}_i^* \times \vec{H} \right) \cdot \hat{n} da, \quad (7)$$

and that

$$\int_{\text{sup}} \mathbf{Re} \left(\vec{E}_s \times \vec{H}_i^* \right) \cdot \hat{n} da = \int_{\text{sup}} \mathbf{Re} \left(\vec{E} \times \vec{H}_i^* \right) \cdot \hat{n} da, \quad (8)$$

where \vec{E} y \vec{H} denote the total fields; i.e., $\vec{E} = \vec{E}_i + \vec{E}_s$ and $\vec{H} = \vec{H}_i + \vec{H}_s$. Substituting these last expressions in (5), using the divergence theorem and expanding the divergence of the cross product obtained, we arrive to the following expression for the total power absorbed and scattered,

$$P_a + P_s = -\frac{1}{2} \mathbf{Re} \int_V \left[\left(\nabla \times \vec{E}_i^* \right) \cdot \vec{H} - \vec{E}_i^* \cdot \left(\nabla \times \vec{H} \right) + \left(\nabla \times \vec{E} \right) \cdot \vec{H}_i^* - \vec{E} \cdot \left(\nabla \times \vec{H}_i^* \right) \right] dV. \quad (9)$$

If we substitute the Maxwell equations,

$$\nabla \times \vec{E} = i\omega\mu\vec{H}, \quad (10)$$

$$\nabla \times \vec{H} = -i\omega\varepsilon_0\vec{E}, \quad (11)$$

in (9), we can recover,

$$\begin{aligned} P_a + P_s &= -\frac{1}{2} \mathbf{Re} \int_V \left[\left(-i\omega\mu\vec{H}_i^* \right) \cdot \vec{H} - \vec{E}_i^* \cdot \left(-i\omega\varepsilon_p\vec{E} \right) + \left(i\omega\mu\vec{H} \right) \cdot \vec{H}_i^* - \vec{E} \cdot \left(i\omega\varepsilon_0\vec{E}_i^* \right) \right] dV \\ &= \frac{1}{2} \mathbf{Im} \int_V \omega (\varepsilon_p - \varepsilon_0) \vec{E}_i^* \cdot \vec{E} dV, \end{aligned} \quad (12)$$

where, for simplicity, we have avoided writing the \vec{r} -dependence of the permittivity inside the particle. Equation (11) can be written as

$$\nabla \times \vec{H} = -i\varepsilon_0\omega\vec{E} + \vec{J}_{\text{eq}}, \quad (13)$$

where we have defined the current density

$$\vec{J}_{\text{eq}}(\vec{r}) = \begin{cases} -i\omega\varepsilon_0 [\varepsilon_r(\vec{r}) - 1] \vec{E}, & \text{inside } V, \\ 0, & \text{outside } V, \end{cases} \quad (14)$$

which can be thought as the producer of the scattered field. We introduce now the Hertz potential

$$\vec{\Pi}_s(\vec{r}) = \frac{1}{-i\omega\varepsilon_0} \int_V G_0(\vec{r}, \vec{r}') J_{\text{eq}}(\vec{r}') dV', \quad (15)$$

where the Green function for the Hemholtz equation is

$$G_0(\vec{r}, \vec{r}') = \frac{e^{ik|\vec{r}-\vec{r}'|}}{4\pi|\vec{r}-\vec{r}'|}, \quad (16)$$

which represents the scattered field. If we substitute (14) in (15), we obtain

$$\vec{\Pi}_s(\vec{r}) = \int_V \left[\varepsilon_r(\vec{r}') - 1 \right] \vec{E}(\vec{r}') G_0(\vec{r}, \vec{r}') dV'. \quad (17)$$

In terms of the Hertz potential the scattered electric and magnetic fields can be written as [5]

$$\vec{E}_s(\vec{r}) = \nabla \times \nabla \times \vec{\Pi}_s(\vec{r}), \quad (18)$$

$$\vec{H}_s(\vec{r}) = -i\omega\varepsilon \nabla \times \vec{\Pi}_s(\vec{r}). \quad (19)$$

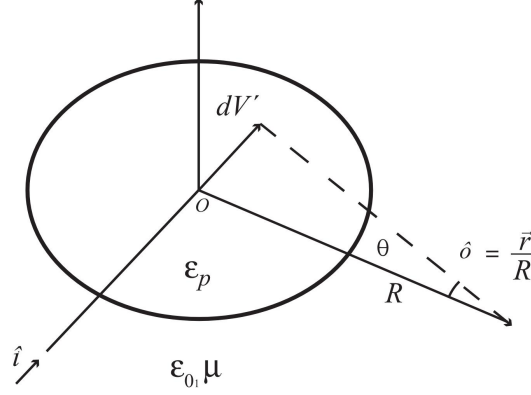


Figure 2: Diagram of an incident field upon an object in the far field approximation.

In the far field approximation, the quantity $\frac{1}{|\vec{r} - \vec{r}'|}$ can be approximated by $\frac{1}{R}$, where $R = |\vec{r}|$. However, in the case of $ik|\vec{r} - \vec{r}'|$, the correct far field approximation is [34, 35]

$$|\vec{r} - \vec{r}'| = \sqrt{R^2 - 2R\vec{r}' \cdot \hat{o} + r'^2} \approx R - \vec{r}' \cdot \hat{o}, \quad (20)$$

where $\hat{o} = \frac{\vec{r}'}{R}$ is the unit vector directed to the observation point. As shown in Figure 2, the Green function (16) takes the form,

$$G_0(\vec{r}, \vec{r}') = \frac{e^{ikR - ik\vec{r}' \cdot \hat{o}}}{4\pi R}. \quad (21)$$

It is straightforward to show that

$$\nabla \left(\frac{e^{ikR}}{R} \right) \approx ik\hat{o} \frac{e^{ikR}}{4\pi R}. \quad (22)$$

Thus, the scattered field, Equation (18), can be written as

$$\vec{E}_s(\vec{r}) = \frac{e^{ikR}}{4\pi R} k^2 \int_V \left[\vec{E} - \hat{o} (\hat{o} \cdot \vec{E}) \right] \left[\epsilon_r(\vec{r}') - 1 \right] e^{-ik\vec{r}' \cdot \hat{o}} dV'. \quad (23)$$

The previous equation can be written as

$$\vec{E}_s(\vec{r}) = \frac{e^{ikR}}{R} \vec{F}(\hat{i}, \hat{o}), \quad (24)$$

where we have defined the scattering amplitude

$$\vec{F}(\hat{i}, \hat{o}) = \frac{k^2}{4\pi} \int_V \left[\vec{E} - \hat{o} (\hat{o} \cdot \vec{E}) \right] \left[\epsilon_r(\vec{r}') - 1 \right] e^{-ik\vec{r}' \cdot \hat{o}} dV', \quad (25)$$

and where the unit vector \hat{i} is the direction of the impinging electric field; physically, equations (24) and (25) represent how a spherical wave is modulated. The scattering amplitude expresses how the particle responds to the incident field and where that field is observed after the interaction with the particle.

We make now $\hat{o} = \hat{i}$ and we get the forward scattering amplitude

$$\vec{F}(\hat{i}, \hat{i}) = \frac{k^2}{4\pi} \int_V \vec{E}(\vec{r}') \left[\epsilon_r(\vec{r}') - 1 \right] e^{-ik\vec{r}' \cdot \hat{i}} dV'. \quad (26)$$

We write the propagation invariant incident beam in its plane-wave representation [38, 22, 23, 20]

$$\vec{E}_i(\vec{r}) = \int_{-\pi}^{\pi} \hat{e}_i A(\phi) e^{-ik\hat{i} \cdot \vec{r}} d\phi, \quad (27)$$

where \hat{e}_i is the polarization of the incident field, k is the wave vector that can be related to the cone angle defined for invariant beams [21]; the function $A(\phi)$ represents the relative amplitude of the plane wave superposition [20]. Multiplying Eq. (26) by $A(\phi)$ and integrating it with respect to ϕ from $-\pi$ to $+\pi$, we get

$$\begin{aligned} \int_{-\pi}^{\pi} \vec{F}(\hat{i}, \hat{i}) \cdot \hat{e}_i A(\phi) d\phi &= \frac{k^2}{4\pi} \int_{-\pi}^{\pi} d\phi \int_V \vec{E}(\vec{r}') [\varepsilon_r(\vec{r}') - 1] \cdot \hat{e}_i A(\phi) e^{-ik\vec{r}' \cdot \hat{i}} dV' \\ &= \frac{k^2}{4\pi} \int_V \vec{E}(\vec{r}') [\varepsilon_r(\vec{r}') - 1] dV' \cdot \int_{-\pi}^{\pi} \hat{e}_i A(\phi) e^{-ik\vec{r}' \cdot \hat{i}} d\phi; \end{aligned} \quad (28)$$

thus, using the representation (27) for an invariant incident field,

$$\vec{F}(\hat{i}, \hat{i}) \cdot \hat{e}_i \int_{-\pi}^{\pi} A(\phi) d\phi = \frac{k^2}{4\pi} \int_V [\varepsilon_r(\vec{r}') - 1] \vec{E}(\vec{r}') \cdot \vec{E}_i(\vec{r}') dV'. \quad (29)$$

As $\int_{-\pi}^{\pi} A(\phi) d\phi$ is a constant, equating integrals (12) and (29) gives us

$$P_a + P_s = \frac{2\pi}{k\eta} \mathbf{Im} \left[\vec{F}(\hat{i}, \hat{i}) \cdot \hat{e}_i \right], \quad (30)$$

which is the well known optical theorem [1, 2, 3, 4, 5]. The results presented so far are valid for any incident beam which can be written in the form given in (27).

Using the definition of the extinction transversal section as $\sigma_{ext} = \sigma_a + \sigma_s$, where σ_a is the absorbed transversal section, and σ_s is the scattering transversal section [3], we can write the optical theorem as

$$\sigma_{ext} = \frac{4\pi}{k|\langle \vec{S}_i \rangle|} \mathbf{Im} \left[\vec{F}(\hat{i}, \hat{i}) \cdot \hat{e}_i \right], \quad (31)$$

where $|\langle \vec{S}_i \rangle|$ is the averaged incident Poynting vector.

3 Example for Rayleigh scattering

In this section, the scattering of an incident propagation invariant beam by a dielectric sphere with constant relative permittivity ε_r and radius a is presented [5, 1, 3, 4]. It is well known that the electric field \vec{E} inside a dielectric sphere immersed in an electric field \vec{E}_i is given by [1, 5]

$$\vec{E} = \frac{3}{2 + \varepsilon_r} \vec{E}_i. \quad (32)$$

As the impinging field is an invariant beam, we substitute its plane wave representation, given by Eq. (27), into (32) and the result in Eq. (25). Then, under the Rayleigh approximation $e^{-ik\vec{r}' \cdot \hat{o}} \approx 1$ [39, 40], the integral over the volume of the sphere can be easily calculated to yield

$$F(\hat{i}, \hat{o}) = k^2 a^3 \frac{\varepsilon_r - 1}{\varepsilon_r + 2} [\hat{e}_i - (\hat{o} \cdot \hat{e}_i) \hat{o}] \int_{-\pi}^{\pi} d\phi A(\phi) e^{-ik\hat{i} \cdot \vec{r}}, \quad (33)$$

where k is the wave vector and a is the sphere radius. Using (33) as the differential scattering cross section $\sigma_d \equiv |F(\hat{i}, \hat{o})|^2$ and the appropriated relative amplitude of the plane wave superposition $A(\phi)$, the differential scattering cross section for any invariant beam can be obtained. Integration of this equation over the solid angle $d\Omega$ gives the scattering cross section [5]; the polarization as a function of the scattered radiation can be derived as well [1]. It is important to note that when the angular modulation function $A(\phi)$ is a delta function, and the incident beam is a plane wave, the classical solution for Rayleigh scattering is recovered [1].

Using these results, we are also able to study the case when the incident field is a Bessel beam. These beams were introduced by Durnin [21], and have attracted considerable attention due to their properties of transverse propagation invariance and self-reconstruction, among others [24]. In addition, it is well known that Bessel beams carry both linear and angular momentum that can be transferred to atoms, molecules and particles [36, 37]. For this case $A(\phi) = e^{im\phi}$ [11], and after substitution into (33), we obtain

$$F(\hat{i}, \hat{o}) = k^2 a^3 \frac{\varepsilon_r - 1}{\varepsilon_r + 2} [\hat{e}_i - (\hat{o} \cdot \hat{e}_i) \hat{o}] J_m(k_T \rho) e^{im\phi}, \quad (34)$$

where $\rho = \sqrt{x^2 + y^2}$ is the transverse radius, m is an integer, $k_T = k \sin \beta$ is the transversal wave vector, and β is the value of the half-cone angle [21]; the expression (34) is the scattering field amplitude for any Bessel beam of m -th order. It is important to remark that in [44, 45], the authors have used the partial wave series in the far field approximation to calculate a form function equivalent to equation (34), for the scattering of an acoustic helicoidal Bessel beam by a sphere centered on the axis; they also calculated the acoustic radiation force exerted by the beam on the sphere in an inviscid fluid. Remarkably, using the forward scattering amplitude, as presented in [52, 51, 53] for the Mie regime, allows this approach to be extended due to the fact that any invariant beam can be constructed as a plane wave superposition. For our case, the differential scattering cross section is given by

$$\sigma_d(\theta) = k^4 a^6 \left(\frac{\varepsilon_r - 1}{\varepsilon_r + 2} \right)^2 J_m^2(k_T \rho) [(1 + \cos^2 \theta)/2], \quad (35)$$

where we have used the standard scattering geometry [52, 51, 53] to relate the scattering angle $\theta = \arccos(\hat{i} \cdot \hat{o})$ to the unit vectors \hat{i} and \hat{o} at a particular point P , where the scattered radiation is observed. On the other hand, as in the case of a plane wave, if the incident field is unpolarized the differential scattering function is the average over parallel and perpendicular incident fields. This gives $\sigma_d(\theta) = \frac{1}{2} [\sigma_d^\perp(\theta) + \sigma_d^\parallel(\theta)]$ and $\hat{o} \cdot \hat{e}_i = 0$, if \hat{e}_i is perpendicular to the scattering plane, and $\hat{o} \cdot \hat{e}_1 = \sin \theta$, if \hat{e}_i lies in the plane. Using this information we can calculate the polarization scattering function [1]

$$\Pi(\theta) = \frac{\sigma_d^\perp(\theta) - \sigma_d^\parallel(\theta)}{\sigma_d^\perp(\theta) + \sigma_d^\parallel(\theta)} = \frac{\sin^2 \theta}{1 + \cos^2 \theta} J_m^2(k_T \rho). \quad (36)$$

By integrating the equation (35) over $d\Omega$, it is straightforward to obtain σ_s , the scattering transversal section, as

$$\sigma_s(\theta) = \int_0^\pi \int_0^{2\pi} \sigma_d(\theta) d\Omega = \frac{8}{3} (\pi a^2) k^4 a^4 \left(\frac{\varepsilon - \varepsilon_0}{\varepsilon + 2\varepsilon_0} \right)^2 J_m^2(k_T \rho), \quad (37)$$

while the absorbed transversal section σ_a has to be obtained from the Poynting vector [1, 3, 4, 5], since it would result in $\sigma_{\text{ext}} = 0$ otherwise. Considering a transparent sphere (non-absorbing medium) for which $\sigma_{\text{ext}} = \sigma_a + \sigma_s$, (meaning that $\sigma_a \approx 0$ [3]), and using equation (37) the scattering extinction efficiency yields

$$Q_{\text{ext}} = \frac{\sigma_s(\theta)}{A_t} = \frac{8}{3} (ka)^4 \left(\frac{\varepsilon - \varepsilon_0}{\varepsilon + 2\varepsilon_0} \right)^2 J_m^2(k_T \rho), \quad (38)$$

where A_t is the transversal area. This equation can be conveniently written as

$$Q_{\text{ext}} = \frac{8}{3} x^4 \left(\frac{n^2 - 1}{n^2 + 2} \right)^2 J_m^2(k_T \rho), \quad (39)$$

where $x = ka$ is a scattering parameter factor related to the wavelength and the sphere radius [3], and we have represented the index of refraction as $n^2 \equiv \varepsilon/\varepsilon_0$. Note that in the limiting case $m = 0$ and $\rho \rightarrow 0$, $J_m(k_T \rho) \rightarrow 1$; thus, this expression physically behaves as a plane wave and the Rayleigh scattering law is recovered.

Some numerical simulations in which a sphere of radius a , centered at the origin and surrounded by a non absorbing medium, scatters a Bessel beam can be considered at this point; for the sake of simplicity, we will consider only a zero order Bessel beam. Since the zero order Bessel beam has the typical characteristics of a Bessel beam, it can be easily obtained in the laboratory by different means such as cylindrical lenses (axicon) [41], a tunable acoustic gradient index of refraction lenses [42], or using a spatial light modulator [43]. To our knowledge, the Rayleigh scattering problem using this approximation for the invariant beam has not been addressed before. However, the scattering problem of a rigid sphere in acousto-optics using a zero order Bessel beam was firstly reported in [44, 45]; also, the case of a dielectric sphere has been studied in [46, 47, 48] for the Mie regime.

Here we look at the analytical scattering solution for a dielectric sphere in the Rayleigh regime $ka \ll 1$, where the transversal vector wave is $k_T = \frac{2\pi}{\lambda} \sin \theta \sin \beta$ [48], being n the index of refraction, λ the wavelength and β the cone angle respectively [21]. The behavior of the scattering extinction efficiency, given by equation (39), and the polarization scattering function, represented by equation (36), are shown in Figure 3. We study particular cases for which the angle of incidence takes the values $\beta = 25^\circ, 35^\circ$ and 55° ; in addition, the parameter $m = 0$, the field wavelength $\lambda = 1$ m, the refractive index $n = 1.5$, the sphere radius $a = 0.02$ mm and the adimensional scattering parameter $k = 0.188496$ have been fixed. For $\beta = 25^\circ$, the total scattering extinction efficiency has two lobes in the forward and backward direction, while four lobes were found for the polarization scattered function. When $\beta = 35^\circ$, two additional lobes appear in the

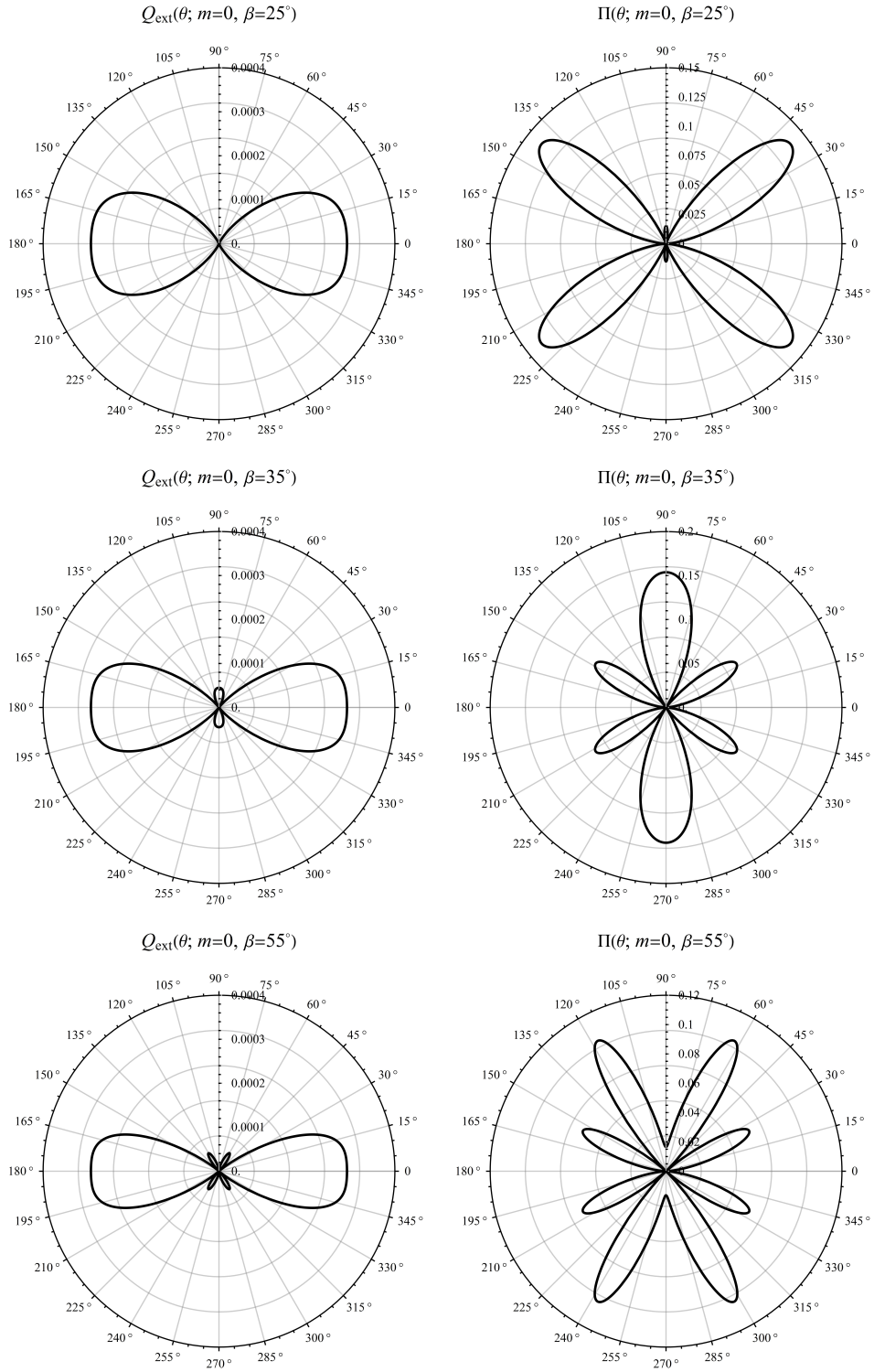


Figure 3: Polar plot of the angular extinction cross section (39) and the polarization scattered function (36) for a zero order Bessel beam varying the angle of incidence to $\beta = \{25^\circ, 35^\circ, 55^\circ\}$.

total scattering extinction efficiency, in addition to a forward and backscattering peaks. The former can be interpreted as the peaks of the backscattering and forward scattering components of the plane waves constructing the Bessel beam [44, 45, 46]; in this case the polarization scattered function is zero at $\theta = 0^\circ$ and $\theta = 180^\circ$. Increasing the angle to $\beta = 55^\circ$ narrows the forward and backscattering peaks, while polarization curves for the forward and backward scattering vanish at $\theta = 0^\circ$ and $\theta = 180^\circ$. Similar radiation patterns were found in [49, 50] for other members of the family of invariants beams, but it has only been studied for the Mie regime $ka \gg 1$ and still remains unknown for Rayleigh scattering.

4 Conclusions

We have obtained a general optical theorem for any propagation invariant beam, where the plane wave case is a particular case. To demonstrate the link between our generalized formulation and prior results in this area, we have shown that the presented ordinary form of the optical theorem renders the particular case for free space derived in previous works. Using the amplitude scattering function in the far field approximation we have obtained a general representation for the Rayleigh scattering regime that can be applied to any invariant beam. We have studied the scattering of a Bessel beam, assuming that the incident wave is linearly polarized and considering a zero Bessel beam as a function of the incident impinging angle β . Our method can be extended to other propagation invariant beam members, both to calculate the scattering amplitude function and to evaluate the forward-scattering approach. This method can be applied to arbitrary probing fields as any invariant beam can be written as a plane wave superposition.

5 Acknowledgments

The authors are grateful to B.M. Rodríguez-Lara for his continuous support and for fruitful discussions. I. Rondón-Ojeda acknowledges financial support through CONACyT doctoral grant CVU 423320.

References

References

- [1] J.D. Jackson, *Classic Electrodynamics*, 3rd Edition, Wiley (1999).
- [2] R. G. Newton, *Optical theorem and beyond*, Am. J. Phys. 44, 639-642 (1976).
- [3] C. F. Bohren, and D. R. Huffman, *Absorption and Scattering of Light by Small Particles*, New York: Wiley (1983).
- [4] L. Tsang, J.A. Kong, and K.H. Ding, *Scattering of Electromagnetic Waves. Theories and Applications*, John Wiley and Sons, Inc. (2000).
- [5] A. Ishimaru, *Electromagnetic Wave Propagation, Radiation, and Scattering*, Prentice-Hall Inc. (1991).
- [6] M. J. Berg, C. M. Sorensen and A. Chakrabarti, *Extinction and the optical theorem. Part I. Single particles*, J. Opt. Soc. Am. A 25, 1504-1513 (2008).
- [7] M. J. Berg, C. M. Sorensen, and A. Chakrabarti, *Extinction and the optical theorem. Part II. Multiple particles*, J. Opt. Soc. Am. A, 25, 1514-1520 (2008).
- [8] P. Scott Carney, J. C. Schotland, and E. Wolf, *Generalized optical theorem for reflection, transmission, and extinction of power for scalar fields*, Phys. Rev. E 70, 036611 (2004).
- [9] P. Scott Carney, E. Wolf, and G. S. Agarwal, *Diffraction tomography using power extinction measurements*. J. Opt. Soc. Am. A, 16, 11, 2643-2648 (1999).
- [10] K. Wapenaar and H. Douma, *A unified optical theorem for scalar and vectorial wave fields*. J. Opt. Soc. Am. 131, 3611-3626 (2012).
- [11] L. Zhang, and P. L. Marston, *Optical theorem for acoustic non-diffracting beams and application to radiation force and torque*. Biomed. Opt. Express 4, 1610-1617 (2013).
- [12] G. Gousbet, *On the optical theorem and non-plane-wave scattering in quantum mechanics*. J. Math. Phys., 50, 112302 (2009).

- [13] E. A. Marengo, *A New Theory of the Generalized Optical Theorem in Anisotropic Media*. IEEE Transactions on Antennas and Propagation, 61, 4, 2164-2179 (2013).
- [14] F. G. Mitri, *Extended optical theorem for scalar monochromatic acoustical beams of arbitrary wavefront in cylindrical coordinates*. Ultrasonics, 67, 129-135 (2016).
- [15] F.G. Mitri, *Generalization of the optical theorem for monochromatic electromagnetic beams of arbitrary wavefront in cylindrical coordinates*. J. Quant. Spectrosc. Radiat. Transfer, 166, 81-92 (2015).
- [16] E. A. Marengo and J. Tu, *Generalized optical theorem in the time domain*, Progress In Electromagnetics Research B, 65, 1-18 (2016).
- [17] E. A. Marengo and J. Tu, *Optical theorem for transmission lines*, Progress In Electromagnetics Research B, 61, 253-268 (2014).
- [18] J. Bajer, and R. Horak, *Nondiffractive fields*. Phys. Rev. E 54, 3, 3052 (1996).
- [19] R. Horak, Z. Bouchal, and J. Bajer, *Nondiffracting stationary electromagnetic fields*. Optics Comm. 133, 315-327 (1997).
- [20] M. Nieto Vesperinas, *Scattering and diffraction in physical optics*. Wiley New York (1991).
- [21] J. Durnin, *Exact solutions for nondiffracting beams. I. the scalar theory*. J. Opt. Soc. Am. A, 4, 651-654 (1987).
- [22] J. C. Gutiérrez-Vega, M. D. Iturbe-Castillo and S. Chávez-Cerda, *Alternative formulation for invariant optical fields: Mathieu beams*. Opt. Lett. 25, 20, 1493-1495 (2000).
- [23] M. A. Bandres, J. C. Gutiérrez-Vega, and S. Chávez-Cerda, *Parabolic nondiffracting optical wave fields*. Opt. Lett. 29, 1, 44-46 (2004).
- [24] H. E. Hernández-Figueroa, M. Zamboni-Rached and E. Recami, *Non-Diffracting Waves*, John Wiley & Sons. (2013).
- [25] R. Jáuregui and S. Hacyan, *Quantum-mechanical properties of Bessel beams*. Phys. Rev. A 71, 033411 (2005).
- [26] B. M. Rodríguez-Lara and R. Jáuregui, *Dynamical constants for electromagnetic fields with elliptic-cylindrical symmetry*. Phys. Rev. A 78, 033813 (2008).
- [27] B. M. Rodríguez-Lara, and R. Jáuregui, *Dynamical constants of structured photons with parabolic-cylindrical symmetry*. Phys. Rev. A 79, 055806 (2009).
- [28] B. M. Rodríguez-Lara and R. Jáuregui, *Single structured light beam as an atomic cloud splitter*. Phys. Rev. A 80, 011813R (2009).
- [29] A.E. Willner, et al., *Optical communications using orbital angular momentum beams*. Adv. in Opt. and Photonics 7, 1, 66-106 (2015).
- [30] F. M. Dickey, S. C. Holswade and D. L. Shealy, *Laser Beam Shaping Applications*. Taylor & Francis (2006)
- [31] Q. Zhan, *Vectorial Fundamentals and Applications Optical Fields*. World Scientific (2014).
- [32] A. Alua and N. Enghetab, *How does zero forward-scattering in magnetodielectric nanoparticles comply with the optical theorem?*. Journal of Nanophotonics, 4, 1, 041590 (2010).
- [33] J.M. Geffrin, et al. *Magnetic and electric coherence in forward- and back-scattered electromagnetic waves by a single dielectric subwavelength sphere*. Nat. Commun. 3, 1171 (2012).
- [34] M. I. Mishchenko, *Far-field approximation in electromagnetic scattering*. J. Quant. Spectrosc. Radiat. Transfer. 100, 1, 268-276 (2006).
- [35] M. I. Mishchenko, *The electromagnetic optical theorem revisited*. J. Quant. Spectrosc. Radiat. Transfer. 101, 3, 404-410 (2006).
- [36] D. McGloin and D.K. Dholakia *Bessel beams: diffraction in a new light*. Contemporary Physics, 46, 1, 15-28 (2005).

- [37] J. C. Gutiérrez-Vega, and C. López-Mariscal, *Nondiffracting vortex beams with continuous orbital angular momentum order dependence*. J. Opt. A: Pure Appl. Opt. 10, 015009 (2008).
- [38] E. T. Whittaker, *On the partial differential equations of mathematical physics*. Math. Ann. 57, 333-355 (1902).
- [39] C. F. Bohren and A. B. Fraser, *Colors of the sky*. Phys. Teach, 23, 267-272 (1985).
- [40] A. Young, *Rayleigh scattering*. Phys. Today 42-48 (1982).
- [41] J. Arlt, K. Dholakia, *Generation of high-order Bessel beams by use of an axicon*, Opt. Comm. 177, 1, 297-301 (2000).
- [42] McLeod, A.B Hopkins and C.B. Arnold, *Multiscale Bessel beams generated by a tunable acoustic gradient index of refraction lens*. Opt. Lett. 31, 3155-3157 (2006).
- [43] V. Arrizón, D. Sánchez-de-la-Llave, U. Ruiz, and G. Méndez, *Efficient generation of an arbitrary nondiffracting Bessel beam employing its phase modulation*, Opt. Lett. 34, 1456-1458 (2009)
- [44] P. L. Marston, *Scattering of a Bessel beam by sphere*. J. Acoust. Soc. Am. 121, 2, 753-758 (2007).
- [45] P.L. Marston, *Scattering of a Bessel beam by sphere II: Helicoidal case shell example*. J. Acoust. Soc. Am. 124, 5, 2905-2910 (2008).
- [46] F. G. Mitri, *Arbitrary scattering of an electromagnetic zero-order Bessel beam by a dielectric sphere*, Opt. Lett. 36, 766-768 (2011).
- [47] Z. Cui, Y. Han and L. Han, *Scattering of a zero-order Bessel beam by shaped homogeneous dielectric particles*. J. Opt. Soc. Am. A 30, 10, 1913-1920 (2013).
- [48] L. A. Ambrosio and H. E. Hernández-Figueroa, *Integral localized approximation description of ordinary Bessel beams and application to optical trapping forces*. Biomed. Opt. Express, 2, 7, 1893-1906 (2011).
- [49] A. Belafhal, A. Chafiq, and Z. Hricha, *Scattering of Mathieu beams by a rigid sphere*. Opt. Comm. 284, 3030-3035 (2011).
- [50] A. Belafhal, L. Ez-Zariy, A. Chafiq and Z. Hricha, *Analysis of the scattering far field of a nondiffracting parabolic beam by a rigid sphere*. Phys. and Chem. News, 60, 15-21 (2011).
- [51] J. E. Gordon, *Simple method for approximating Mie scattering*. J. Opt. Soc. Am. 2, 2, 156-159 (1985).
- [52] K. Shimizu, *Modification of the Rayleigh-Debye approximation*, J. Opt. Soc. Am. 73, 4, 504-507 (1983).
- [53] R.M. Drake and J. E. Gordon, *Mie Scattering*, Am. J. Phys. 53, 10, 955-962 (1985).