

Optimal Combination of Linear and Spectral Estimators for Generalized Linear Models

Marco Mondelli* Christos Thrampoulidis[†] and Ramji Venkataramanan[‡]

August 12, 2020

Abstract

We study the problem of recovering an unknown signal \mathbf{x} given measurements obtained from a generalized linear model with a Gaussian sensing matrix. Two popular solutions are based on a linear estimator $\hat{\mathbf{x}}^L$ and a spectral estimator $\hat{\mathbf{x}}^S$. The former is a data-dependent linear combination of the columns of the measurement matrix, and its analysis is quite simple. The latter is the principal eigenvector of a data-dependent matrix, and a recent line of work has studied its performance. In this paper, we show how to optimally combine $\hat{\mathbf{x}}^L$ and $\hat{\mathbf{x}}^S$. At the heart of our analysis is the exact characterization of the empirical joint distribution of $(\mathbf{x}, \hat{\mathbf{x}}^L, \hat{\mathbf{x}}^S)$ in the high-dimensional limit. This allows us to compute the Bayes-optimal combination of $\hat{\mathbf{x}}^L$ and $\hat{\mathbf{x}}^S$, given the limiting distribution of the signal \mathbf{x} . When the distribution of the signal is Gaussian, then the Bayes-optimal combination has the form $\theta \hat{\mathbf{x}}^L + \hat{\mathbf{x}}^S$ and we derive the optimal combination coefficient. In order to establish the limiting distribution of $(\mathbf{x}, \hat{\mathbf{x}}^L, \hat{\mathbf{x}}^S)$, we design and analyze an Approximate Message Passing (AMP) algorithm whose iterates give $\hat{\mathbf{x}}^L$ and approach $\hat{\mathbf{x}}^S$. Numerical simulations demonstrate the improvement of the proposed combination with respect to the two methods considered separately.

1 Introduction

In a generalized linear model (GLM) [NW72, McC18], we want to recover a d -dimensional signal $\mathbf{x} \in \mathbb{R}^d$ given n i.i.d. measurements $\mathbf{y} = (y_1, \dots, y_n)$ of the form:

$$y_i \sim p(y | \langle \mathbf{x}, \mathbf{a}_i \rangle), \quad i \in \{1, \dots, n\}, \quad (1.1)$$

where $\langle \cdot, \cdot \rangle$ denotes the scalar product, $\{\mathbf{a}_i\}_{1 \leq i \leq n}$ are known sensing vectors, and the (stochastic) output function $p(\cdot | \langle \mathbf{x}, \mathbf{a}_i \rangle)$ is a known probability distribution. GLMs arise in several problems in statistical inference and signal processing. Examples include photon-limited imaging [UE88, YLSV12], compressed sensing [EK12], signal recovery from quantized measurements [RG01, BB08], phase retrieval [Fie82, SEC⁺15], and neural networks with one hidden layer [LBH15].

The problem of estimating \mathbf{x} from \mathbf{y} is, in general, non-convex, and semi-definite programming relaxations have been proposed [CESV15, CSV13, WdM15, TR19]. However, the computational complexity and memory requirement of these approaches quickly grow with the dimension

*Institute of Science and Technology (IST) Austria. Email: marco.mondelli@ist.ac.at.

[†]Department of Electrical and Computer Engineering, University of California Santa Barbara (UCSB). Email: cthrampo@ucsb.edu.

[‡]Department of Engineering, University of Cambridge. Email: ramji.v@eng.cam.ac.uk.

d. For this reason, several non-convex approaches have been developed, e.g., alternating minimization [NJS13], approximate message passing (AMP) [DMM09, Ran11, SR14], Wirtinger Flow [CLS15], Kaczmarz methods [Wei15], and iterative convex-programming relaxations [BB08, BR17, GS18, DTL18]. The Bayes-optimal estimation and generalization error have also been studied in [BKM⁺19]. When the output function $p(\cdot \mid \langle \mathbf{x}, \mathbf{a}_i \rangle)$ is unknown, (1.1) is called the single-index model in the statistics literature, see e.g. [Bri82, LD89, KKSK11]. The problem of recovering a structured signal (e.g., sparse, low-rank) from high-dimensional single-index measurements has been an active research topic over the past few years [YWCL15, PVY17, PV16, TAH15, NLC16, Gen17, GMW18, GJ19, TR19].

Throughout this paper, the performance of an estimator $\hat{\mathbf{x}}$ will be measured by its normalized correlation (or “overlap”) with \mathbf{x} :

$$\frac{|\langle \mathbf{x}, \hat{\mathbf{x}} \rangle|}{\|\mathbf{x}\|_2 \|\hat{\mathbf{x}}\|_2}, \quad (1.2)$$

where $\|\cdot\|_2$ denotes the Euclidean norm of a vector.

Most of the existing techniques require an initial estimate of the signal, which can then be refined via a local algorithm. Here, we focus on two popular methods: a linear estimator and a spectral estimator. The *linear estimator* $\hat{\mathbf{x}}^L$ has the form:

$$\frac{1}{n} \sum_{i=1}^n \mathcal{T}_L(y_i) \mathbf{a}_i, \quad (1.3)$$

where \mathcal{T}_L denotes a given preprocessing function. The performance analysis of this estimator is quite simple, see e.g. Proposition 1 in [PVY17] or Section 2.3 of this paper. The *spectral estimator* consists in the principal eigenvector $\hat{\mathbf{x}}^S$ of a matrix of the form:

$$\frac{1}{n} \sum_{i=1}^n \mathcal{T}_s(y_i) \mathbf{a}_i \mathbf{a}_i^\top, \quad (1.4)$$

where \mathcal{T}_s is another preprocessing function. The idea of a spectral method first appeared in [Li92] and, for the special case of phase retrieval, a series of works has provided more and more refined performance bounds [NJS13, CSV13, CC15]. Recently, an exact high-dimensional analysis of the spectral method for generalized linear models with Gaussian sensing vectors has been carried out in [LL19, MM19]. These works consider a regime where both n and d grow large at a fixed proportional rate $\delta = n/d > 0$. The choice of \mathcal{T}_s which minimizes the value of δ (and, consequently, the amount of data) necessary to achieve a strictly positive scalar product (1.2) was obtained in [MM19]. Furthermore, the choice of \mathcal{T}_s which maximizes the correlation between \mathbf{x} and $\hat{\mathbf{x}}^S$ for any given value of the sampling ratio δ was obtained in [LAL19]. The case in which the sensing vectors are obtained by picking columns from a Haar matrix is tackled in [DBMM20].

In short, the performance of the linear estimate $\hat{\mathbf{x}}^L$ and the spectral estimate $\hat{\mathbf{x}}^S$ is well understood, and there is no clear winner between the two. In fact, the superiority of one method over the other depends on the output function $p(\cdot \mid \langle \mathbf{x}, \mathbf{a}_i \rangle)$ and on the sampling ratio δ . For example, for phase retrieval ($y_i = |\langle \mathbf{x}, \mathbf{a}_i \rangle|$), the spectral estimate provides positive correlation with the ground-truth signal as long as $\delta > 1/2$ [MM19], while linear estimators of the form (1.3) are not effective for any $\delta > 0$. On the contrary, for 1-bit compressed sensing ($y_i = \text{sign}(\langle \mathbf{x}, \mathbf{a}_i \rangle)$) the situation is the opposite: the spectral estimator is uncorrelated with the signal for any $\delta > 0$, while the linear estimate works well. For many cases of practical interest, e.g. neural networks with ReLU

activation function ($y_i = \max(\langle \mathbf{x}, \mathbf{a}_i \rangle, 0)$), both the linear and the spectral method give estimator with non-zero correlation. Thus, a natural question is the following:

What is the optimal way to combine the linear estimator $\hat{\mathbf{x}}^L$ and the spectral estimator $\hat{\mathbf{x}}^S$?

This paper closes the gap and answers the question above for Gaussian sensing vectors $\{\mathbf{a}_i\}_{1 \leq i \leq n}$. Our main technical contribution is to provide an exact high-dimensional characterization of the joint empirical distribution of $(\mathbf{x}, \hat{\mathbf{x}}^L, \hat{\mathbf{x}}^S)$ in the limit $n, d \rightarrow \infty$ with a fixed sampling ratio $\delta = n/d$ (see Theorem 1). In particular, we prove that the conditional distribution of $(\hat{\mathbf{x}}^L, \hat{\mathbf{x}}^S)$ given \mathbf{x} converges to the law of a bivariate Gaussian whose mean vector and covariance matrix are specified in terms of the preprocessing functions \mathcal{T}_L and \mathcal{T}_s . As a consequence, we are able to compute the Bayes-optimal combination of $\hat{\mathbf{x}}^L$ and $\hat{\mathbf{x}}^S$ for any given prior distribution on \mathbf{x} (see Theorem 2). In the special case in which the signal prior is Gaussian, the Bayes-optimal combination has the form $\theta \hat{\mathbf{x}}^L + \hat{\mathbf{x}}^S$, with $\theta \in \mathbb{R}$, and we compute the optimal combination coefficient θ_* that maximizes the normalized correlation in (1.2) (see Corollary 3.4).

The characterization of the joint empirical distribution of $(\mathbf{x}, \hat{\mathbf{x}}^L, \hat{\mathbf{x}}^S)$ is achieved by designing and analyzing a suitable approximate message passing (AMP) algorithm. AMP is a family of iterative algorithms that has been applied to several high-dimensional statistical estimation problems including estimation in linear models [DMM09, BM11, BM12, KMS⁺12], generalized linear models [Ran11, SR14, SC19], and low-rank matrix estimation [DM14, RFG09, LKZ17, MV20]. An appealing feature of AMP algorithms is that under suitable conditions on the model, the empirical joint distribution of the iterates can be exactly characterized in the high-dimensional limit, in terms of a simple scalar recursion called *state evolution*.

In this paper, we design an AMP algorithm that is equivalent to a power method computing the principal eigenvector of the matrix (1.4). Then, the state evolution analysis leads to the desired joint empirical distribution of $(\mathbf{x}, \hat{\mathbf{x}}^L, \hat{\mathbf{x}}^S)$. Using the limiting distribution, we reduce the vector problem of estimating $\mathbf{x} \in \mathbb{R}^d$ given two (correlated) observations $\hat{\mathbf{x}}^L, \hat{\mathbf{x}}^S \in \mathbb{R}^d$ to the scalar problem of estimating the random variable $X \in \mathbb{R}$ given two (correlated) observations $X_L, X_s \in \mathbb{R}$. We emphasize that the focus of this work is not on using the AMP algorithm as an estimator for the generalized linear model. Rather, we use AMP as a proof technique to characterize the joint empirical distribution of $(\mathbf{x}, \hat{\mathbf{x}}^L, \hat{\mathbf{x}}^S)$, and thereby understand how to optimally combine the two simple estimators.

Our proposed combination of the linear and spectral estimators can significantly boost the correlation with the ground-truth signal (1.2). As an illustration, in Figure 1(a) we compare against each other the correlations ρ_L, ρ_s and ρ_* of the linear, spectral and optimal combined estimators, respectively, for a range of values of the sampling ratio $\delta = n/d$ and measurements of the form $y_i = 0.3 \langle \mathbf{x}, \mathbf{a}_i \rangle + \langle \mathbf{x}, \mathbf{a}_i \rangle^2 + z_i$. Here, \mathbf{x} is uniformly distributed on the d -dimensional sphere of radius \sqrt{d} , $\mathbf{a}_i \sim_{i.i.d.} \mathbf{N}(\mathbf{0}_d, \mathbf{I}_d/d)$, $z_i \sim_{i.i.d.} \mathcal{N}(0, 0.2)$, and the preprocessing functions are chosen as follows: $\mathcal{T}_L(y) = y$ and $\mathcal{T}_s(y) = \min\{y, 3.5\}$. The solid lines correspond to analytically derived asymptotic formulae, and they are compared against numerical simulations (cf. markers of the corresponding color) computed for $d = 2000$. Specifically, the red line corresponds to the optimal combined estimator $\theta_* \hat{\mathbf{x}}^L + \hat{\mathbf{x}}^S$ (in this example, the empirical distribution of \mathbf{x} is Gaussian). The optimal combination coefficient θ_* is plotted in Figure 1(b) as a function of δ . Note that for values of δ for which the spectral estimator achieves strictly positive correlation with \mathbf{x} , the combined estimator provides a significant performance improvement. The performance gain depends on the sampling ratio, and it can be as large as 30% for $\delta \approx 8$. The percentage of improvement depends

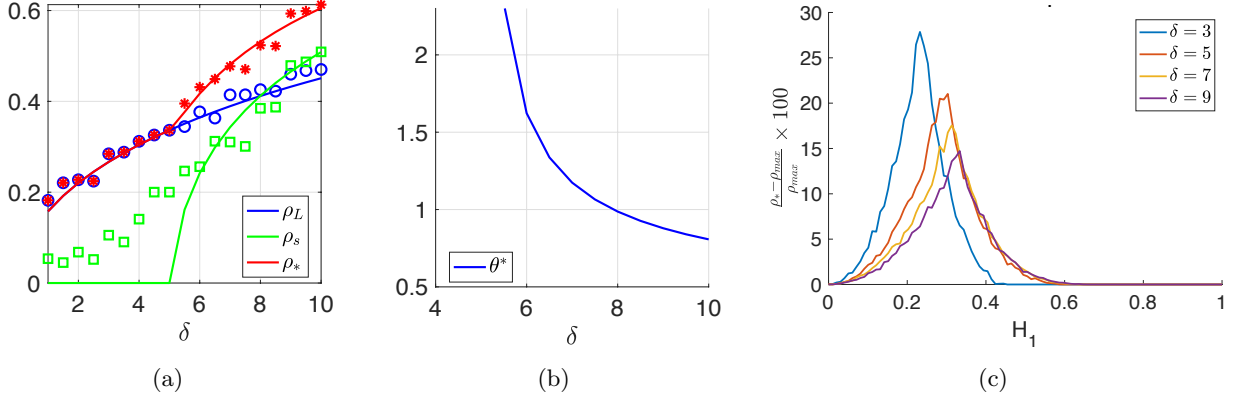


Figure 1: (a) Performance comparison among the linear estimator, the spectral estimator and the proposed optimal combination for a specific output function and ranging values of the sampling ratio δ . The performance is measured in terms of the normalized correlation (1.2). (b) Optimal combination coefficient θ_* as a function of δ for the same output function as in (a). (c) Percentage performance gain of the combined estimator for different output functions and sampling ratios.

also on the output function that defines the measurement. In Figure 1(c), we plot this value for output functions of the form $y_i = 0.5 + H_1 \langle \mathbf{x}, \mathbf{a}_i \rangle + 0.5 \langle \mathbf{x}, \mathbf{a}_i \rangle^2 + z_i$, with $z_i \sim_{i.i.d.} \mathcal{N}(0, 0.2)$, for ranging values of the coefficient H_1 and for several values of the sampling ratio δ .

The rest of the paper is organized as follows. In Section 2, we describe the setting and review existing results on the linear and the spectral estimator. In Section 3, we present our contributions. The main technical result, Theorem 1, gives an exact characterization of the joint empirical distribution of $(\mathbf{x}, \hat{\mathbf{x}}^L, \hat{\mathbf{x}}^S)$. Using this, we derive the Bayes-optimal combination of the estimators $\hat{\mathbf{x}}^L$ and $\hat{\mathbf{x}}^S$. In the special case in which the signal prior is Gaussian, the Bayes-optimal combination is linear in $\hat{\mathbf{x}}^L$ and $\hat{\mathbf{x}}^S$, and we derive the optimal coefficient. In Section 4, we demonstrate the effectiveness of our method via numerical simulation. In Section 5, we describe the generalized AMP algorithm and use it to prove Theorem 1.

2 Preliminaries

2.1 Notation and Definitions

Given $n \in \mathbb{N}$, we use the shorthand $[n] = \{1, \dots, n\}$. Given a vector \mathbf{x} , we denote by $\|\mathbf{x}\|_2$ its Euclidean norm. Given a matrix \mathbf{A} , we denote by $\|\mathbf{A}\|_{\text{op}}$ its operator norm.

The *empirical distribution* of a vector $\mathbf{x} = (x_1, \dots, x_d)^\top$ is given by $\frac{1}{d} \sum_{i=1}^d \delta_{x_i}$, where δ_{x_i} denotes a Dirac delta mass on x_i . Similarly, the empirical joint distribution of vectors $\mathbf{x}, \mathbf{x}' \in \mathbb{R}^d$ is $\frac{1}{d} \sum_{i=1}^d \delta_{(x_i, x'_i)}$.

Given two probability measures μ (on a space \mathcal{X}) and ν (on a space \mathcal{Y}), a coupling ρ of μ and ν is a probability distribution on $\mathcal{X} \times \mathcal{Y}$ whose marginals coincide with μ and ν , respectively. For $k \geq 1$, the *Wasserstein- k* (W_k) distance between two probability measures μ, ν on \mathbb{R}^n is defined by

$$W_k(\mu, \nu) \equiv \inf_{\rho} \mathbb{E}_{(\mathbf{X}, \mathbf{Y}) \sim \rho} \{ \|\mathbf{X} - \mathbf{Y}\|_2^k \}^{1/k}, \quad (2.1)$$

where the infimum is over all the couplings of μ and ν . A sequence of probability distributions ν_n on \mathbb{R}^m converges in W_k to ν , written $\nu_n \xrightarrow{W_k} \nu$, if $W_k(\nu_n, \nu) \rightarrow 0$ as $n \rightarrow \infty$.

2.2 Generalized Linear Model

Let $\mathbf{x} \in \mathbb{R}^d$ be the signal of interest. We assume that $\|\mathbf{x}\|_2^2 = d$. The signal is observed via inner products with n sensing vectors $(\mathbf{a}_i)_{i \in [n]}$, with each $\mathbf{a}_i \in \mathbb{R}^d$ having independent Gaussian entries with mean zero and variance $1/d$. That is,

$$(\mathbf{a}_i) \sim_{i.i.d.} \mathbf{N}(\mathbf{0}_d, \mathbf{I}_d/d). \quad (2.2)$$

Given $g_i = \langle \mathbf{x}, \mathbf{a}_i \rangle$, the measurement vector $\mathbf{y} \in \mathbb{R}^n$ is obtained by drawing each component independently according to a conditional distribution $p_{Y|G}$

$$y_i \sim p_{Y|G}(y_i | g_i), \quad i \in [n]. \quad (2.3)$$

We stack the measurement vectors as rows to define the $n \times d$ sensing matrix \mathbf{A} . That is,

$$\mathbf{A} = [\mathbf{a}_1, \dots, \mathbf{a}_n]^\top. \quad (2.4)$$

We write $\delta_n = \frac{n}{d}$ for the sampling ratio, and assume that $\delta_n \rightarrow \delta \in (0, \infty)$. Since the entries of the sensing matrix are $\sim_{i.i.d.} \mathbf{N}(0, 1/d)$, each row of \mathbf{A} has norm close to 1.

2.3 Linear Estimator

Given the measurements $(y_i)_{i \in [n]}$ and a pre-processing function $\mathcal{T}_L : \mathbb{R} \rightarrow \mathbb{R}$, define the $n \times 1$ vector

$$\mathbf{z}^L = [\mathcal{T}_L(y_1), \dots, \mathcal{T}_L(y_n)]^\top. \quad (2.5)$$

Consider the following linear estimator that averages the data as follows:

$$\hat{\mathbf{x}}^L := \frac{\sqrt{d}}{n} \mathbf{A}^\top \mathbf{z}^L = \frac{\sqrt{d}}{n} \sum_{i=1}^n \mathcal{T}_L(y_i) \mathbf{a}_i. \quad (2.6)$$

The following lemma characterizes the asymptotic performance of this simple estimator. The proof is rather straightforward, and we include it in Appendix A for completeness.

Lemma 2.1. *Let \mathbf{x} be such that $\|\mathbf{x}\|_2^2 = d$, $\{\mathbf{a}_i\}_{1 \leq i \leq n} \sim_{i.i.d.} \mathbf{N}(\mathbf{0}_d, \mathbf{I}_d/d)$, and \mathbf{y} be distributed according to (2.3). Let $n/d \rightarrow \delta$, $G \sim \mathbf{N}(0, 1)$ and define $Z_L = \mathcal{T}_L(Y)$ for $Y \sim p_{Y|G}(\cdot | G)$ such that $\mathbb{E}\{|GZ_L|\} < \infty$. Let $\hat{\mathbf{x}}^L$ be the linear estimator defined as in (2.6). Then, as $n \rightarrow \infty$,*

$$\|\hat{\mathbf{x}}^L\|_2^2 \xrightarrow{a.s.} (\mathbb{E}\{GZ_L\})^2 + \frac{\mathbb{E}\{Z_L^2\}}{\delta}, \quad \text{and} \quad \frac{\langle \hat{\mathbf{x}}^L, \mathbf{x} \rangle}{\|\hat{\mathbf{x}}^L\|_2 \|\mathbf{x}\|_2} \xrightarrow{a.s.} \frac{\mathbb{E}\{GZ_L\}}{\sqrt{(\mathbb{E}\{GZ_L\})^2 + \mathbb{E}\{Z_L^2\}/\delta}}. \quad (2.7)$$

2.4 Spectral Estimator

Given the measurements $(y_i)_{i \in [n]}$, consider the $n \times n$ diagonal matrix

$$\mathbf{Z}_s = \text{diag}(\mathcal{T}_s(y_1), \dots, \mathcal{T}_s(y_n)), \quad (2.8)$$

where $\mathcal{T}_s : \mathbb{R} \rightarrow \mathbb{R}$ is a preprocessing function. Consider the $d \times d$ matrix

$$\mathbf{D}_n = \mathbf{A}^\top \mathbf{Z}_s \mathbf{A}. \quad (2.9)$$

Let $G \sim \mathbf{N}(0, 1)$, $Y \sim p(\cdot | G)$, and $Z_s = \mathcal{T}_s(Y)$. We will make the following assumptions on Z_s .

(A1) $\mathbb{P}(Z_s = 0) < 1$.

(A2) Z_s has bounded support and τ is the supremum of this support, i.e.,

$$\tau = \inf\{z : \mathbb{P}(Z_s \leq z) = 1\}. \quad (2.10)$$

(A3) As λ approaches τ from the right, we have

$$\lim_{\lambda \rightarrow \tau^+} \mathbb{E} \left\{ \frac{Z_s}{(\lambda - Z_s)^2} \right\} = \lim_{\lambda \rightarrow \tau^+} \mathbb{E} \left\{ \frac{Z_s \cdot G^2}{\lambda - Z_s} \right\} = \infty. \quad (2.11)$$

For $\lambda \in (\tau, \infty)$ and $\delta \in (0, \infty)$, define

$$\phi(\lambda) = \lambda \cdot \mathbb{E} \left\{ \frac{Z_s \cdot G^2}{\lambda - Z_s} \right\}, \quad (2.12)$$

and

$$\psi_\delta(\lambda) = \lambda \left(\frac{1}{\delta} + \mathbb{E} \left\{ \frac{Z_s}{\lambda - Z_s} \right\} \right). \quad (2.13)$$

Note that $\phi(\lambda)$ is a monotone non-increasing function and that $\psi_\delta(\lambda)$ is a convex function. Let $\bar{\lambda}_\delta$ be the point at which ψ_δ attains its minimum, i.e.,

$$\bar{\lambda}_\delta = \arg \min_{\lambda \geq \tau} \psi_\delta(\lambda). \quad (2.14)$$

For $\lambda \in (\tau, \infty)$, define also

$$\zeta_\delta(\lambda) = \psi_\delta(\max(\lambda, \bar{\lambda}_\delta)). \quad (2.15)$$

The spectrum of \mathbf{D}_n exhibits a phase transition phenomenon as δ increases. This is formalized by the following result.

Lemma 2.2. *Let \mathbf{x} be such that $\|\mathbf{x}\|_2^2 = d$, $\{\mathbf{a}_i\}_{1 \leq i \leq n} \sim_{i.i.d.} \mathbf{N}(\mathbf{0}_d, \mathbf{I}_d/d)$, and \mathbf{y} be distributed according to (2.3). Let $n/d \rightarrow \delta$, $G \sim \mathbf{N}(0, 1)$ and define $Z_s = \mathcal{T}_s(Y)$ for $Y \sim p_{Y|G}(\cdot | G)$. Assume that Z_s satisfies the assumptions (A1)-(A2)-(A3). Let $\hat{\mathbf{x}}^s$ be the principal eigenvector of the matrix \mathbf{D}_n , defined as in (2.9). Then, the following results hold:*

1. The equation

$$\zeta_\delta(\lambda) = \phi(\lambda) \quad (2.16)$$

admits a unique solution, call it λ_δ^* , for $\lambda > \tau$.

2. As $n \rightarrow \infty$,

$$\frac{|\langle \hat{\mathbf{x}}^s, \mathbf{x} \rangle|^2}{\|\hat{\mathbf{x}}^s\|_2^2 \|\mathbf{x}\|_2^2} \xrightarrow{a.s.} \begin{cases} 0, & \text{if } \psi'_\delta(\lambda_\delta^*) \leq 0, \\ \frac{\psi'_\delta(\lambda_\delta^*)}{\psi'_\delta(\lambda_\delta^*) - \phi'(\lambda_\delta^*)}, & \text{if } \psi'_\delta(\lambda_\delta^*) > 0, \end{cases} \quad (2.17)$$

where ψ'_δ and ϕ' denote the derivatives of these two functions.

3. Let $\lambda_1^{\mathbf{D}_n} \geq \lambda_2^{\mathbf{D}_n}$ denote the two largest eigenvalues of \mathbf{D}_n . Then, as $n \rightarrow \infty$,

$$\begin{aligned} \lambda_1^{\mathbf{D}_n} &\xrightarrow{a.s.} \delta \zeta_\delta(\lambda_\delta^*), \\ \lambda_2^{\mathbf{D}_n} &\xrightarrow{a.s.} \delta \zeta_\delta(\bar{\lambda}_\delta). \end{aligned} \quad (2.18)$$

The proof immediately follows from Lemma 2 of [MM19]. In that statement, it is assumed that \mathbf{x} is uniformly distributed on the d -dimensional sphere, but this assumption is actually never used. In fact, since the sensing vectors $\{\mathbf{a}_i\}_{1 \leq i \leq n}$ are i.i.d. standard Gaussian, to prove the result above, without loss of generality we can assume that $\mathbf{x} = \sqrt{d}\mathbf{e}_1$, where \mathbf{e}_1 is the first element of the canonical basis of \mathbb{R}^d . We also note that the signal \mathbf{x} and the measurement matrix \mathbf{A} differ from Lemma 2 in [MM19] for a scaling factor. This accounts for an extra term δ in the expression of the eigenvalues of \mathbf{D}_n .

3 Main Results

Throughout this section, we will make the following additional assumptions on the signal \mathbf{x} , the output function of the GLM, and the preprocessing functions \mathcal{T}_L and \mathcal{T}_s used for the linear and spectral estimators, respectively.

(B1) Let $\hat{P}_{X,d}$ denote the empirical distribution of $\mathbf{x} \in \mathbb{R}^d$, with $\|\mathbf{x}\|_2^2 = d$. As $d \rightarrow \infty$, $\hat{P}_{X,d}$ converges weakly to a distribution P_X such that, for some $k \geq 2$, the following hold: (i) $\mathbb{E}_{P_X}\{|X|^{2k-2}\} < \infty$, and (ii) $\lim_{d \rightarrow \infty} \mathbb{E}_{\hat{P}_{X,d}}\{|X|^{2k-2}\} = \mathbb{E}_{P_X}\{|X|^{2k-2}\}$. Furthermore, $\mathbb{E}\{|Y|^{2k-2}\} < \infty$, with $Y \sim p_{Y|G}(\cdot | G)$ and $G \sim \mathbf{N}(0, 1)$.

(B2) The function $\mathcal{T}_L : \mathbb{R} \rightarrow \mathbb{R}$ is Lipschitz and $|\mathbb{E}\{\mathcal{T}_L(Y)G\}| > 0$; the function $\mathcal{T}_s : \mathbb{R} \rightarrow \mathbb{R}$ is bounded and Lipschitz.

Lemmas 2.1 and 2.2 in the previous sections derive formulae for the asymptotic correlation of \mathbf{x} with the linear estimator $\hat{\mathbf{x}}^L$ and the spectral estimator $\hat{\mathbf{x}}^s$. For convenience, let us denote these as follows:

$$\rho_L := \frac{\mathbb{E}\{Z_L G\}}{\sqrt{(\mathbb{E}\{Z_L G\})^2 + \mathbb{E}\{Z_L^2\}/\delta}}, \quad \text{and} \quad \rho_s := \sqrt{\frac{\psi'_\delta(\lambda_\delta^*)}{\psi'_\delta(\lambda_\delta^*) - \phi'(\lambda_\delta^*)}}. \quad (3.1)$$

We also denote by n_L the high-dimensional limit of $\|\hat{\mathbf{x}}^L\|_2$,

$$n_L = \sqrt{(\mathbb{E}\{GZ_L\})^2 + \mathbb{E}\{Z_L^2\}/\delta}, \quad (3.2)$$

and we define

$$q := \sqrt{\frac{\psi'_\delta(\lambda_\delta^*)}{\psi'_\delta(\lambda_\delta^*) - \phi'(\lambda_\delta^*)}} \cdot \frac{\mathbb{E}\left\{\frac{Z_L \cdot G}{1 - \frac{1}{\lambda_\delta^*} Z_s}\right\}}{\sqrt{(\mathbb{E}\{Z_L \cdot G\})^2 + \frac{\mathbb{E}\{Z_L^2\}}{\delta}}}. \quad (3.3)$$

3.1 Joint Distribution of Linear and Spectral Estimators

The key technical challenge is to compute the limiting joint empirical distribution of the signal \mathbf{x} , the linear estimator $\hat{\mathbf{x}}^L$, and the spectral estimator $\hat{\mathbf{x}}^S$. This result is stated in terms of *pseudo-Lipschitz* test functions.

Definition 3.1 (Pseudo-Lipschitz test function). *We say that a function $\psi : \mathbb{R}^m \rightarrow \mathbb{R}$ is pseudo-Lipschitz of order $k \geq 1$, denoted $\psi \in \text{PL}(k)$, if there is a constant $C > 0$ such that*

$$\|\psi(\mathbf{x}) - \psi(\mathbf{y})\|_2 \leq C(1 + \|\mathbf{x}\|_2^{k-1} + \|\mathbf{y}\|_2^{k-1}) \|\mathbf{x} - \mathbf{y}\|_2, \quad (3.4)$$

for all $\mathbf{x}, \mathbf{y} \in \mathbb{R}^m$.

Examples of test functions in $\text{PL}(2)$ with $m = 2$ include $\psi(a, b) = (a - b)^2$, $\psi(a, b) = ab$, and $\psi(a, b) = |a - b|$. We note that, if $\psi \in \text{PL}(k)$ for $k \geq 2$, then $\psi \in \text{PL}(k')$ for $1 \leq k' \leq (k - 1)$.

Theorem 1 (Joint distribution). *Let \mathbf{x} be such that $\|\mathbf{x}\|_2^2 = d$, $\{\mathbf{a}_i\}_{1 \leq i \leq n} \sim_{i.i.d.} \mathbf{N}(\mathbf{0}_d, \mathbf{I}_d/d)$, and \mathbf{y} be distributed according to (2.3). Let $n/d \rightarrow \delta$, $G \sim \mathbf{N}(0, 1)$, $Z_L = \mathcal{T}_L(Y)$, and $Z_s = \mathcal{T}_s(Y)$ for $Y \sim p_{Y|G}(\cdot | G)$. Assume that **(A1)**-**(A2)**-**(A3)** and **(B1)**-**(B2)** hold. Assume further that $\psi'_\delta(\lambda_\delta^*) > 0$, and let $\hat{\mathbf{x}}^S$ be the principal eigenvector of \mathbf{D}_n , defined as in (2.9) with preprocessing function \mathcal{T}_s , with the sign of $\hat{\mathbf{x}}^S$ chosen so that $\langle \hat{\mathbf{x}}^S, \mathbf{x} \rangle \geq 0$. Let $\hat{\mathbf{x}}^L$ be the linear estimator defined as in (2.6) with preprocessing function \mathcal{T}_L .*

Consider the rescalings $\mathbf{x}^S = \sqrt{d}\hat{\mathbf{x}}^S$ and $\mathbf{x}^L = \sqrt{d}\hat{\mathbf{x}}^L/n_L$. Then, the following holds almost surely for any $\text{PL}(k)$ function $\psi : \mathbb{R}^3 \rightarrow \mathbb{R}$:

$$\lim_{d \rightarrow \infty} \frac{1}{d} \sum_{i=1}^d \psi(x_i, x_i^L, x_i^S) = \mathbb{E}\{\psi(X, \rho_L X + W_L, \rho_s X + W_s)\}. \quad (3.5)$$

Here, $X \sim P_X$, and (W_L, W_s) are independent of X and jointly Gaussian with zero mean and covariance given by $\mathbb{E}\{W_L^2\} = 1 - \rho_L^2$, $\mathbb{E}\{W_s^2\} = 1 - \rho_s^2$ and $\mathbb{E}\{W_L W_s\} = \rho_L \rho_s$.

Note that the integer k appearing in assumption **(B1)** is the same as the order of the pseudo-Lipschitz test function appearing in (3.5). The proof of the theorem is given in Section 5.

Remark 3.1 (Convergence in W_k). The result in Eq. (3.5) is equivalent to the statement that the empirical joint distribution of $(\mathbf{x}, \mathbf{x}^L, \mathbf{x}^S)$ converges almost surely in W_k distance to the joint law of

$$(X, \rho_L X + W_L, \rho_s X + W_s). \quad (3.6)$$

This follows from the fact that a sequence of distributions P_n with finite k -th moment converges in W_k to P if and only if P_n converges weakly to P and $\int \|a\|^k dP_n(a) \rightarrow \int \|a\|^k dP(a)$, see [Vil08, Definition 6.7, Theorem 6.8].

3.2 Optimal Combination

Equipped with the result of Theorem 1, we now reduce the vector problem of estimating \mathbf{x} given $(\hat{\mathbf{x}}^L, \hat{\mathbf{x}}^S)$ to an estimation problem over scalar random variables, i.e., how to optimally estimate X from observations $X_L := \rho_L X + W_L$ and $X_s := \rho_s X + W_s$, where W_L and W_s are jointly Gaussian. The Bayes-optimal estimator for this scalar problem is given by

$$F_*(x_L, x_s) := \mathbb{E}\{X \mid X_L = x_L, X_s = x_s\}. \quad (3.7)$$

This is formalized in the following result.

Lemma 3.2. *Let (X, X_L, X_s) be jointly distributed random variables such that*

$$X_L = \rho_L X + W_L \quad \text{and} \quad X_s = \rho_s X + W_s, \quad (3.8)$$

where (W_L, W_s) are jointly Gaussian independent of X with zero mean and covariance given by $\mathbb{E}\{W_L^2\} = 1 - \rho_L^2$, $\mathbb{E}\{W_s^2\} = 1 - \rho_s^2$ and $\mathbb{E}\{W_L W_s\} = q - \rho_L \rho_s$. Assume that $\rho_L \neq 0$ or $\rho_s \neq 0$. Let

$$\mathcal{V} := \{f(X_L, X_s) : 0 < \mathbb{E}\{f^2(X_L, X_s)\} < \infty\}, \quad (3.9)$$

and consider the following optimal estimation problem of X given X_L and X_s over all measurable estimators $f : \mathbb{R}^2 \rightarrow \mathbb{R}$ in \mathcal{V} :

$$\max_{f \in \mathcal{V}} \frac{|\mathbb{E}\{X \cdot f(X_L, X_s)\}|}{\sqrt{\mathbb{E}\{X^2\} \cdot \mathbb{E}\{f^2(X_L, X_s)\}}}. \quad (3.10)$$

Then, for any $c \neq 0$, $\hat{X} = cF_*(X_L, X_s)$ attains the maximum in (3.10), where F_* is defined in (3.7).

Proof. By the tower property of conditional expectation, for any $f \in \mathcal{V}$ we have

$$\frac{|\mathbb{E}\{X \cdot f(X_L, X_s)\}|}{\sqrt{\mathbb{E}\{f(X_L, X_s)^2\}}} = \frac{|\mathbb{E}\{\mathbb{E}\{X | X_L, X_s\} \cdot f(X_L, X_s)\}|}{\sqrt{\mathbb{E}\{f(X_L, X_s)^2\}}} \leq \sqrt{\mathbb{E}\{\mathbb{E}\{X | X_L, X_s\}^2\}}, \quad (3.11)$$

where we have used the Cauchy-Schwarz inequality. Moreover, the inequality in (3.11) becomes an equality if and only if $f(X_L, X_s) = c\mathbb{E}\{X | X_L, X_s\}$, for some $c \neq 0$, which proves the result. \square

At this point, we are ready to show how to optimally combine the linear estimator $\hat{\mathbf{x}}^L$ and the spectral estimator $\hat{\mathbf{x}}^S$.

Theorem 2 (Optimal combination). *Consider the setting of Theorem 1, and assume that $\rho_L \neq 0$ or $\rho_s \neq 0$. Let F_* be defined in (3.7) and assume that $F_* \in PL(\lfloor k/2 \rfloor)$. Then, as $n \rightarrow \infty$,*

$$\frac{|\langle F_*(\mathbf{x}^L, \mathbf{x}^S), \mathbf{x} \rangle|}{\|F_*(\mathbf{x}^L, \mathbf{x}^S)\|_2 \|\mathbf{x}\|_2} \xrightarrow{\text{a.s.}} \rho_* := \frac{|\mathbb{E}\{X \cdot F_*(X_L, X_s)\}|}{\sqrt{\mathbb{E}\{F_*^2(X_L, X_s)\}}}, \quad (3.12)$$

where F_* acts component-wise on \mathbf{x}^L and \mathbf{x}^S , i.e., $F_*(\mathbf{x}^L, \mathbf{x}^S) = (F_*(x_1^L, x_1^S), \dots, F_*(x_d^L, x_d^S))$. Furthermore, for any $f \in PL(\lfloor k/2 \rfloor)$ acting component-wise on \mathbf{x}^L and \mathbf{x}^S , almost surely,

$$\lim_{n \rightarrow \infty} \frac{|\langle f(\mathbf{x}^L, \mathbf{x}^S), \mathbf{x} \rangle|}{\|f(\mathbf{x}^L, \mathbf{x}^S)\|_2 \|\mathbf{x}\|_2} \leq \rho_*. \quad (3.13)$$

Proof of Theorem 2. If $f(b, c) \in PL(\lfloor k/2 \rfloor)$, then one can immediately verify that (i) $\psi(a, b, c) = af(b, c) \in PL(k)$, and (ii) $\psi(a, b, c) = (f(b, c))^2 \in PL(k)$. Thus, by applying Theorem 1, we have that, for any $f(b, c) \in PL(\lfloor k/2 \rfloor)$, as $n \rightarrow \infty$,

$$\frac{|\langle f(\mathbf{x}^L, \mathbf{x}^S), \mathbf{x} \rangle|}{\|f(\mathbf{x}^L, \mathbf{x}^S)\|_2 \|\mathbf{x}\|_2} \xrightarrow{\text{a.s.}} \frac{\mathbb{E}\{Xf(\rho_L X + W_L, \rho_s X + W_s)\}}{\sqrt{\mathbb{E}\{f^2(\rho_L X + W_L, \rho_s X + W_s)\}}}. \quad (3.14)$$

By taking $f = F_*$, the result (3.12) immediately follows. By applying Lemma 3.2, (3.13) also follows and the proof is complete. \square

Note that, if $\rho_L = \rho_s = 0$, both the linear and the spectral estimator are ineffective. Thus, any combination of them will be ineffective too. Let us also point out that the integer k appearing in assumption **(B1)** is the same as the order of the pseudo-Lipschitz functions F_* and f in (3.12)-(3.13).

Remark 3.2 (Sign of $\hat{\mathbf{x}}^s$). The spectral estimator $\hat{\mathbf{x}}^s$ is defined up to a change of sign, since it is the principal eigenvector of a suitable matrix. In Theorem 1 and 2, we pick the sign of $\hat{\mathbf{x}}^s$ such that $\langle \hat{\mathbf{x}}^s, \mathbf{x} \rangle \geq 0$. In practice, there is a simple way to resolve the sign ambiguity: one can match the sign of q as defined in (3.3) with the sign of the scalar product $\langle \hat{\mathbf{x}}^L, \hat{\mathbf{x}}^s \rangle$ (see also (3.19)).

Remark 3.3 (Sufficient condition for pseudo-Lipschitz F_*). The assumption that the Bayes-optimal estimator F_* is pseudo-Lipschitz is quite mild. In fact, F_* is Lipschitz if either of the following two conditions on X hold: (i) X has bounded support, or (ii) X has a log-concave distribution [MV20, Lemma F.1].

Remark 3.4 (Non-separable combinations). The optimality of F_* in Theorem 2 can be extended to a class of combined estimators of the form $f_d(\mathbf{x}^L, \mathbf{x}^s)$, where $f_d : \mathbb{R}^d \times \mathbb{R}^d \rightarrow \mathbb{R}^d$ may not act component-wise on $(\mathbf{x}^L, \mathbf{x}^s)$. Given f_d , we define the function $S_{f_d}(\mathbf{x}^L, \mathbf{x}^s) = \frac{1}{d} \|f_d(\mathbf{x}^L, \mathbf{x}^s)\|^2$. Let $f_d : \mathbb{R}^d \times \mathbb{R}^d \rightarrow \mathbb{R}^d$ be any sequence of functions (indexed by d) such that $S_{f_d} : \mathbb{R}^d \times \mathbb{R}^d \rightarrow \mathbb{R}$ is *uniformly* pseudo-Lipschitz of order k . That is, for each d , the property (3.4) holds for S_{f_d} with a pseudo-Lipschitz constant C that does not depend on d . Then, the state evolution result in [BMN20, Theorem 1] for non-separable test functions implies that

$$\lim_{d \rightarrow \infty} \mathbb{P} \left(\frac{|\langle f_d(\mathbf{x}^L, \mathbf{x}^s), \mathbf{x} \rangle|}{\|f_d(\mathbf{x}^L, \mathbf{x}^s)\|_2 \|\mathbf{x}\|_2} \leq \rho_* \right) = 1. \quad (3.15)$$

The result above is in terms of convergence in probability, while the limiting statement in (3.13) holds almost surely. This is because the state evolution result for AMP with non-separable functions [BMN20, Theorem 1] is obtained in terms of convergence in probability.

3.3 A Special Case: Optimal Linear Combination

Theorem 2 shows that the optimal way to combine is $\hat{\mathbf{x}}^L$ and $\hat{\mathbf{x}}^s$ is via the Bayes-optimal estimator F_* for the corresponding scalar problem. If the signal prior X is standard Gaussian, then $F_*(\mathbf{x}^L, \mathbf{x}^s)$ is a linear combination of \mathbf{x}^L and \mathbf{x}^s . In this section, we provide closed-form expressions for the performance of such optimal *linear* combination.

For convenience, let us denote the normalized linear estimator as $\bar{\mathbf{x}}^L$, i.e., $\bar{\mathbf{x}}^L = \hat{\mathbf{x}}^L / \|\hat{\mathbf{x}}^L\|_2$. (Recall that the spectral estimator $\hat{\mathbf{x}}^s$ is already normalized, i.e., $\|\hat{\mathbf{x}}^s\|_2 = 1$.) We consider an estimator $\hat{\mathbf{x}}^c(\theta)$ of \mathbf{x} , parameterized by $\theta \in \mathbb{R} \cup \{\pm\infty\}$, defined as follows:

$$\hat{\mathbf{x}}^c(\theta) := \theta \bar{\mathbf{x}}^L + \hat{\mathbf{x}}^s, \quad \theta \in \mathbb{R} \cup \{\pm\infty\}, \quad (3.16)$$

where we use the convention, $\hat{\mathbf{x}}^c(\theta) = \pm \bar{\mathbf{x}}^L$ for $\theta = \pm\infty$.

Let us now compute the asymptotic performance of the proposed estimator $\hat{\mathbf{x}}^c(\theta)$ in (3.16). Specifically, using Lemmas 2.1 and 2.2, it follows immediately that

$$\left\langle \hat{\mathbf{x}}^c(\theta), \frac{\mathbf{x}}{\|\mathbf{x}\|_2} \right\rangle \xrightarrow{\text{a.s.}} \theta \cdot \rho_L + \rho_s. \quad (3.17)$$

In order to conclude with the limit of the normalized correlation $\frac{\langle \hat{\mathbf{x}}^c(\theta), \mathbf{x} \rangle}{\|\hat{\mathbf{x}}^c(\theta)\|_2 \|\mathbf{x}\|_2}$, it still remains to compute the magnitude of the new estimator:

$$\|\hat{\mathbf{x}}^c(\theta)\|_2^2 = \theta^2 \|\bar{\mathbf{x}}^L\|_2^2 + \|\hat{\mathbf{x}}^s\|_2^2 + 2\theta \langle \bar{\mathbf{x}}^L, \hat{\mathbf{x}}^s \rangle = \theta^2 + 1 + 2\theta \langle \bar{\mathbf{x}}^L, \hat{\mathbf{x}}^s \rangle. \quad (3.18)$$

This is possible thanks to the following result, which gives the correlation between the linear and the spectral estimator as well as the asymptotic performance of the linear combination $\hat{\mathbf{x}}^c(\theta)$.

Corollary 3.3 (Performance of linear combination). *Consider the setting of Theorem 1. Then, as $n \rightarrow \infty$,*

$$\frac{\langle \hat{\mathbf{x}}^L, \hat{\mathbf{x}}^s \rangle}{\|\hat{\mathbf{x}}^L\|_2 \|\hat{\mathbf{x}}^s\|_2} \xrightarrow{a.s.} q, \quad (3.19)$$

where q is given by (3.3). Furthermore, let $\hat{\mathbf{x}}^c(\theta)$ be the estimator defined in (3.16) parameterized by $\theta \in \mathbb{R}$. Then, as $n \rightarrow \infty$,

$$\frac{\langle \hat{\mathbf{x}}^c(\theta), \mathbf{x} \rangle}{\|\hat{\mathbf{x}}^c(\theta)\|_2 \|\mathbf{x}\|_2} \xrightarrow{a.s.} \frac{\theta \rho_L + \rho_s}{\sqrt{1 + \theta^2 + 2\theta q}} =: F(\theta). \quad (3.20)$$

Proof. The limit of the correlation (3.19) follows by applying Theorem 1 with the PL(2) function $\psi(a, b, c) = bc$ and using that $\|\hat{\mathbf{x}}^L\|_2 \xrightarrow{a.s.} n_L$. The result (3.20) then follows from (3.18) and (3.19), recalling that $\langle \bar{\mathbf{x}}^L, \hat{\mathbf{x}}^s \rangle = \frac{\langle \hat{\mathbf{x}}^L, \hat{\mathbf{x}}^s \rangle}{\|\hat{\mathbf{x}}^L\|_2 \|\hat{\mathbf{x}}^s\|_2}$ and $\|\hat{\mathbf{x}}^s\|_2 = 1$. \square

Using (3.1), the parameter q can be alternatively expressed in terms of ρ_L and ρ_s in the following compact form:

$$q = \rho_L \cdot \rho_s \cdot \mathbb{E} \left\{ \frac{Z_L G}{1 - \frac{1}{\lambda_s^*} Z_s} \right\} / \mathbb{E} \{Z_L G\}. \quad (3.21)$$

Observe also that $F(0) = \rho_s$ and $F(\infty) := \lim_{\theta \rightarrow \pm\infty} F(\theta) = \pm \rho_L$.

Using the characterization of Corollary 3.3, we can compute the combination coefficient θ_* that leads to the asymptotically optimal linear combination of the form (3.16).

Corollary 3.4 (Optimal linear combination). *Recall the notation in Corollary 3.3 and define*

$$\theta_* = \frac{\rho_L - \rho_s q}{\rho_s - \rho_L q} \in \mathbb{R} \cup \{\pm\infty\}. \quad (3.22)$$

Assume $|q| < 1$. Then, for all $\theta \in \mathbb{R} \cup \{\pm\infty\}$, it holds that

$$|F(\theta)| \leq F(\theta_*) = \sqrt{\frac{\rho_s^2 + \rho_L^2 - 2q\rho_L\rho_s}{1 - q^2}}. \quad (3.23)$$

The proof of Corollary 3.3 is deferred to Appendix B. Let us now comment on the assumption $|q| < 1$. If $\hat{\mathbf{x}}^L$ and $\hat{\mathbf{x}}^s$ are perfectly correlated (i.e., $|q| = 1$), then it is clear that the combined estimator $\hat{\mathbf{x}}^c(\theta)$ cannot improve the performance for any value of θ . On the contrary, when $|q| < 1$,

Corollary 3.4 characterizes when the linear combination $\hat{\mathbf{x}}^c$ strictly improves upon the performance of the individual estimators $\hat{\mathbf{x}}^L$ and $\hat{\mathbf{x}}^s$. Specifically, by denoting

$$\rho_{\max} := \max\{|\rho_L|, \rho_s\} \quad \text{and} \quad p := \begin{cases} \rho_s/\rho_L, & \text{if } |\rho_L| \geq \rho_s, \\ \rho_L/\rho_s, & \text{else,} \end{cases} \quad (3.24)$$

such that the right-hand side of (3.23) becomes

$$F(\theta_*) = \rho_{\max} \sqrt{1 + \frac{(p-q)^2}{1-q^2}}, \quad (3.25)$$

it can be readily checked that $F(\theta_*) > \rho_{\max}$ provided that $|q| < 1$ and $q \neq p$.

Remark 3.5 (Optimization of preprocessing functions). The linear estimator $\hat{\mathbf{x}}^L$ and the spectral estimator $\hat{\mathbf{x}}^s$ use the preprocessing functions \mathcal{T}_L (cf. (1.3)) and \mathcal{T}_s (cf. (1.4)), respectively. The choice of these functions naturally affects the performance of the two estimators, as well as, that of the combined estimator $F_*(\mathbf{x}^L, \mathbf{x}^s)$. Lemmas 2.1-2.2, Theorem 2 and Corollary 3.4 derive sharp asymptotics on the estimation performance that hold for *any* choice of the preprocessing functions \mathcal{T}_L and \mathcal{T}_s . In Appendix C, we briefly discuss how these results can be used to yield optimal such choices. Specifically, the optimal preprocessing function that maximizes the normalized correlation of the spectral estimator is derived in [LAL19], see Appendix C.2. The optimal choice for the linear estimator is much easier to obtain and we outline the process in Appendix C.1. In Appendix C.3, we combine these two results to derive a precise characterization of the sampling regimes in which the linear estimator surpasses the spectral estimator, and vice-versa. Finally, in Appendix C.4, we use Corollary 3.4 to cast the problem of optimally choosing \mathcal{T}_L and \mathcal{T}_s to maximize the correlation of the combined estimator $\hat{\mathbf{x}}^c(\theta_*)$ as a function optimization problem. Solving the latter is beyond the scope of this paper, and it represents an intriguing future research direction.

4 Numerical Simulations

This section validates our theory via numerical experiments and provides further insights on the benefits of the proposed combined estimator.

First, we consider a setting in which the signal \mathbf{x} is uniformly distributed on the d -dimensional sphere. In this case, the limiting empirical distribution P_X is Gaussian. Thus, the Bayes-optimal estimator $F_*(\mathbf{x}_L, \mathbf{x}_s)$ in (3.7) is linear and is given by $\hat{\mathbf{x}}^c(\theta_*)$, where θ_* is determined in Corollary 3.4. For this scenario, we study in Figures 2, 3 and 4 the performance gain of $\hat{\mathbf{x}}^c(\theta_*)$ for three different measurement models and for various noise levels.

Second, in Figure 5 we consider a setting in which the entries of \mathbf{x} are binary, drawn i.i.d. from the set $\{1, -1\}$, such that the empirical distribution is of the form $P_X(1) = 1 - P_X(-1) = \mathbf{p}$, for some $\mathbf{p} \in (0, 1)$. For this case, we compute the Bayes-optimal estimator $F_*(\mathbf{x}_L, \mathbf{x}_s)$ and compare it with the optimal linear combination $\hat{\mathbf{x}}^c(\theta_*)$ for various choices of output functions.

4.1 Optimal Linear Combination

In Figure 2, we fix the input-output relation as $y_i = f(\langle \mathbf{a}_i, \mathbf{x} \rangle) + \sigma z_i$, with $z_i \sim_{i.i.d.} \mathcal{N}(0, 1)$ and $f(x) = \max\{x, -0.4x\}$ (cf. Figure 2(a)), and we investigate the performance gain of the

proposed combined estimator for different values of the noise variance σ^2 . Here, \mathbf{x} is generated via a standard Gaussian vector which is normalized such that $\|\mathbf{x}\|_2 = \sqrt{d}$. Also, $\mathbf{a}_i \sim_{i.i.d.} \mathbf{N}(\mathbf{0}_d, \mathbf{I}_d/d)$ and the pre-processing functions are chosen: $\mathcal{T}_L(y) = y$ and $\mathcal{T}_s(y) = \min\{y, 3.5\}$. Note that the empirical distribution of \mathbf{x} tends to a standard Gaussian distribution in the high-dimensional limit. Thus, following Section 3.3, the optimal combined estimator is (asymptotically) linear and is given by (3.16) for $\theta = \theta_*$ chosen as in (3.22). In Figure 2(b), we plot the percentage improvement $\frac{\rho_* - \rho_{\max}}{\rho_{\max}} \times 100$ as a function of the sampling ratio δ , for three values of the noise variance $\sigma^2 = 0, 0.4$ and 0.8 . Here, $\rho_* = F(\theta_*)$ defined in (3.23) and $\rho_{\max} = \max\{|\rho_L|, \rho_s\}$. We observe that, as σ^2 increases, larger values of the sampling ratio δ are needed for the combined estimator to improve upon the linear and spectral estimators. However, for sufficiently large δ , the benefit of the combined estimator is more pronounced for larger values of the noise variance. For instance, for $\sigma^2 = 0.8$ and large values of δ , the percentage gain is larger than 10%. In Figure 2(c), we fix $\sigma^2 = 0.4$ and plot the correlations ρ_L, ρ_s and ρ_* . The solid lines correspond to the theoretical predictions obtained by Lemma 2.1, Lemma 2.2 and Corollary 3.4, respectively. The theoretical predictions are compared against the results of Monte Carlo simulations. For the simulations, we used $d = 1000$ and averaged over 15 independent problem realizations. In Figure 2(c)(Middle), we also plot the limit q (cf. (3.3)) of the cross-correlation $\frac{\langle \mathbf{x}_L, \mathbf{x}_s \rangle}{\|\mathbf{x}_L\| \|\mathbf{x}_s\|}$ and the ratio p in (3.24). The corresponding values of the optimal combination coefficient θ_* are plotted in Figure 2(c)(Right). For values of δ smaller than the threshold for weak-recovery of the spectral method (where $\rho_s = 0$), we observe that $\rho_* = \rho_L$ and $\theta_* = \infty$. However, for larger values of δ , the value of the optimal coefficient θ_* is non trivial. Finally, Figure 2(d) shows the same plots as in Figure 2(c), but for $\sigma^2 = 0.8$.

The setting of Figure 3 is the same as in Figure 2, only now the input-output function is chosen as $f(x) = |x| \cdot \mathbf{1}_{\{|x| \geq 1.5\}} + x \cdot \mathbf{1}_{\{|x| < 1.5\}}$. Comparing Figure 3(b) to Figure 2(b), note that the benefit of the combined estimator is more significant for the link function studied here. Moreover, in contrast to Figure 2(b), here, the percentage gain of the combined estimator takes its maximum value in the noiseless case: $\sigma^2 = 0$.

Finally, in Figure 4, we repeat the experiments of Figures 2 and 3, but for $f(x) = 1 + 0.3x + (x^2 - 1)$. Compared to the two functions studied in Figures 2 and 3, in Figure 4 we observe that the performance gain is significantly larger and reaches values up to 30%. This can be argued by considering the expansion of the input-output functions on the basis of the Hermite polynomials, i.e., $f(x) = \sum_{i=0}^{\infty} H_i h_i(x)$, where $h_i(x)$ is the i th-order Hermite polynomial with leading coefficient 1 and $H_i = \frac{1}{i!} \mathbb{E}_{G \sim \mathcal{N}(0,1)} \{f(G) h_i(G)\}$. Specifically, recall that the first three Hermite polynomials are as follows: $h_0(x) = 1$, $h_1(x) = x$ and $h_2(x) = x^2 - 1$. Thus, for $f(x) = 1 + 0.3x + (x^2 - 1)$, only the first three coefficients $\{H_i\}, i = 0, 1, 2$, are non-zero. To see the relevance of these coefficients to the linear and spectral estimators note that for identity pre-processing functions it holds that $\mathbb{E}\{GZ_L\} = \mathbb{E}\{GY\} = \mathbb{E}\{Gf(G)\} = H_1$ and $\mathbb{E}\{(G^2 - 1)Z_s\} = \mathbb{E}\{(G^2 - 1)f(G)\} = 2H_2$. Thus, it follows directly from Lemma 2.1 that $\rho_L = 0$ if the first Hermite coefficient H_1 is zero. Similarly, it can be shown using Lemma 2.2 that $\rho_s = 0$ if the second Hermite coefficient H_2 is zero; in fact, the threshold of weak recovery of the spectral method is infinity in this case (see (C.7) in Appendix C). Intuitively, the linear and spectral estimators exploit the energy of the output function corresponding to the Hermite polynomials of first- and second-order, respectively; see also [DH18, TR19]. In this example, we have chosen $f(x)$ such that all of its energy is concentrated on the Hermite polynomials of order up to two.

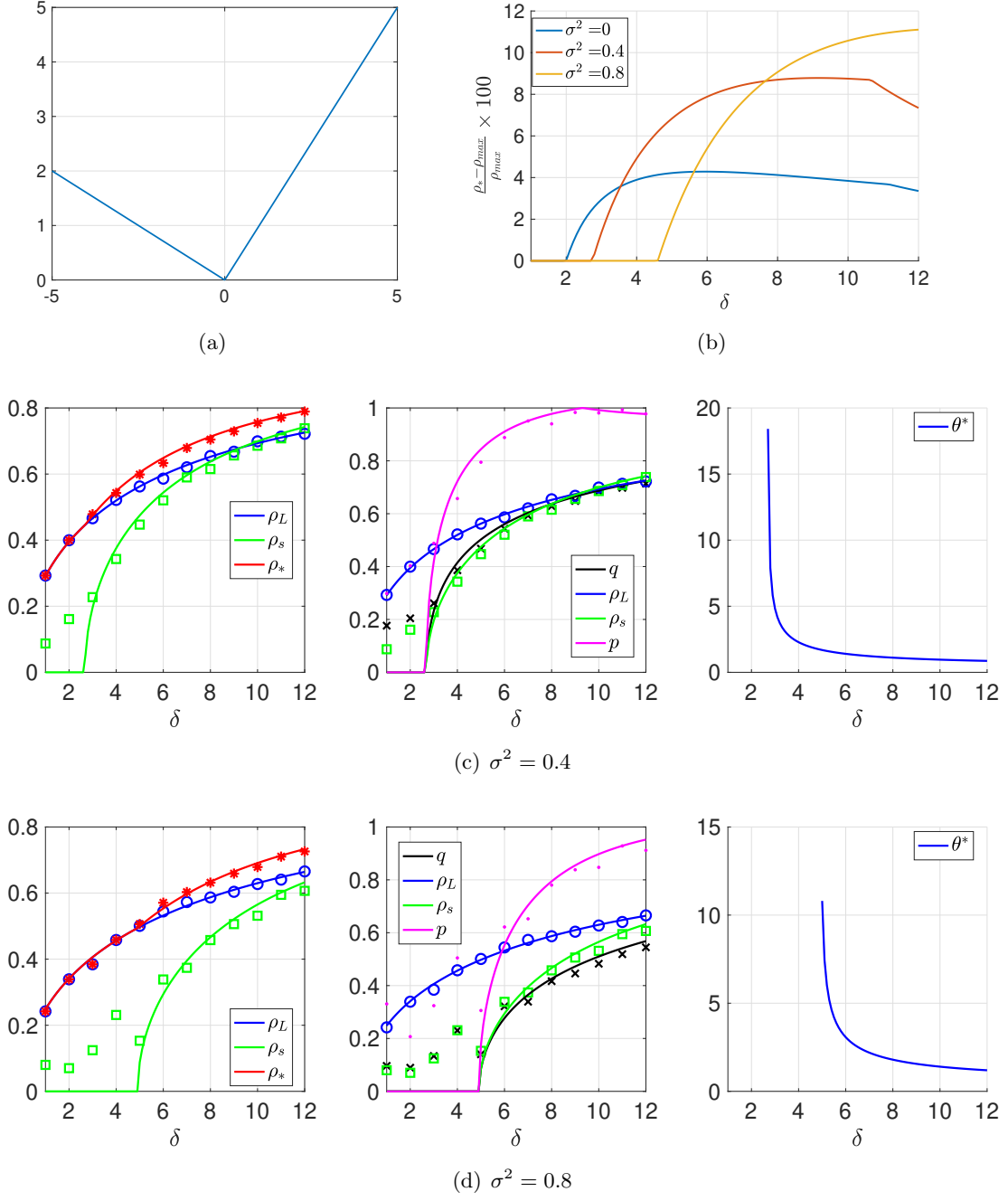


Figure 2: Monte-Carlo simulations and theoretical predictions for an i.i.d. Gaussian signal and measurements model $y_i = f(\langle \mathbf{a}_i, \mathbf{x} \rangle) + \sigma z_i, z_i \sim_{i.i.d.} \mathcal{N}(0, 1)$. Here, $f(x) = \max\{x, -0.4x\}$ (cf. Fig. 2(a)).

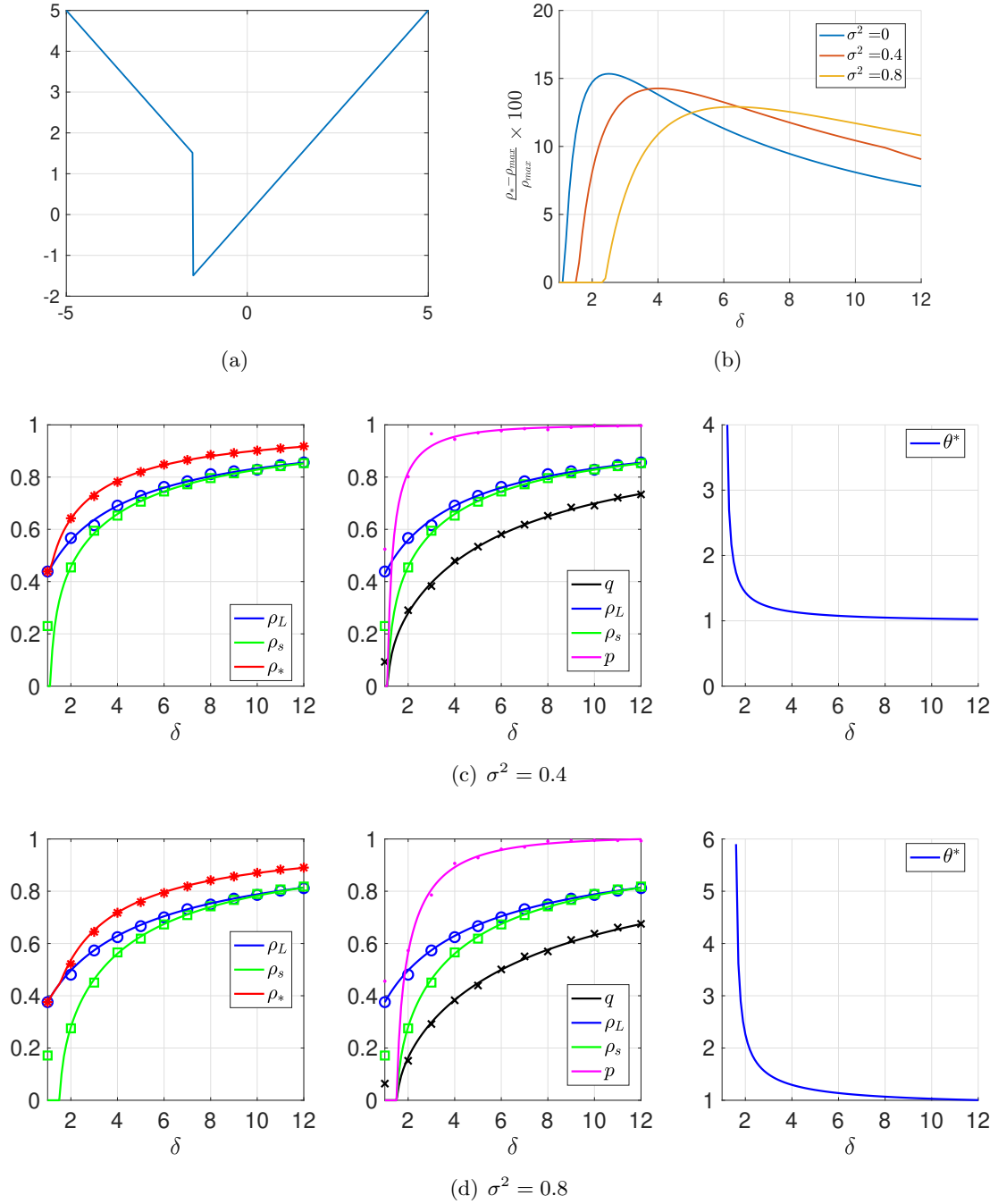


Figure 3: Monte-Carlo simulations and theoretical predictions for an i.i.d. Gaussian signal and measurements model $y_i = f(\langle \mathbf{a}_i, \mathbf{x} \rangle) + \sigma z_i, z_i \sim_{i.i.d.} \mathcal{N}(0, 1)$. Here, $f(x) = |x| \cdot \mathbf{1}_{\{|x| \geq 1.5\}} + x \cdot \mathbf{1}_{\{|x| < 1.5\}}$ (cf. Fig. 3(a)).

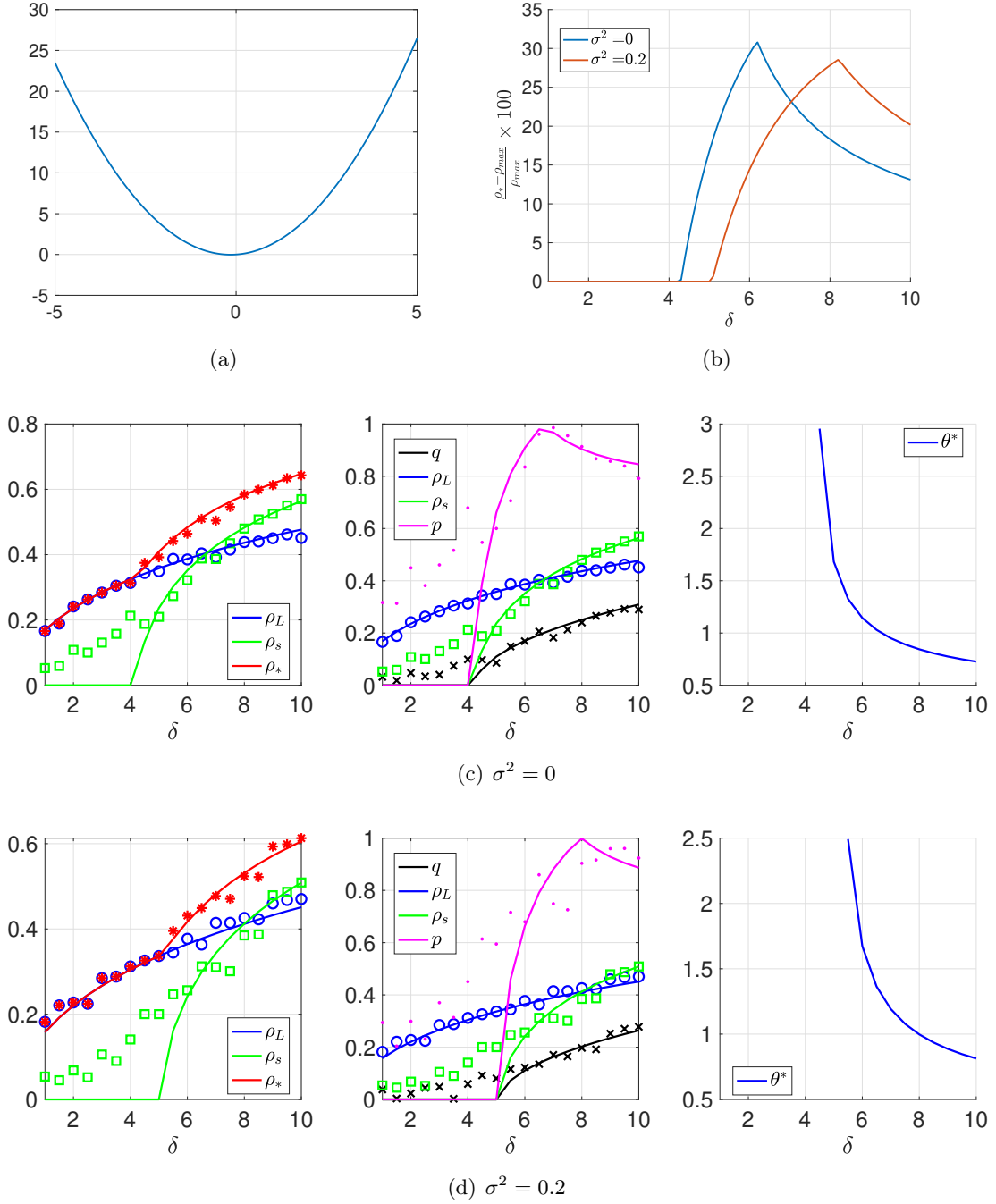


Figure 4: Monte-Carlo simulations and theoretical predictions for an i.i.d. Gaussian signal and measurements model $y_i = f(\langle \mathbf{a}_i, \mathbf{x} \rangle) + \sigma z_i, z_i \sim_{i.i.d.} \mathcal{N}(0, 1)$. Here, $f(x) = 0.3x + x^2$ (cf. Fig. 4(a)).

4.2 Bayes-optimal Combination

In Figures 5(a,b) and 5(c,d) we consider the same setting as in Figures 3 and 4, respectively. However, here each entry of \mathbf{x} takes value either $+1$ or -1 . Each entry is chosen independently according to the distribution $P_X(1) = 1 - P_X(-1) = \mathbf{p}$, for $\mathbf{p} \in (0, 1)$. Thus, the Bayes optimal combination $\hat{\mathbf{x}}^{\text{mmse}} = F_*(\mathbf{x}_L, \mathbf{x}_s)$ is not necessarily linear as in the Gaussian case. In Appendix D, we compute the Bayes-optimal estimator $F_*(x_L, x_s)$ (cf. (3.7)) for the setting considered here. Then, we use the prediction of Theorem 2 to plot in solid black lines the normalized correlation of $\hat{\mathbf{x}}^{\text{mmse}}$ with \mathbf{x} (i.e., $\rho_*^{\text{mmse}} = \rho_*$ in (3.12)). The theoretical predictions (solid lines) are compared against the results of Monte Carlo simulations (markers). Moreover, we compare the optimal performance against those of the linear estimator (cf. ρ_L), the spectral estimator (cf. ρ_s) and the optimal linear combination $\hat{\mathbf{x}}^c(\theta_*)$ (cf. ρ_*^{linear}). We have chosen $\mathbf{p} = 0.3$ in Figures 5(a,c) and $\mathbf{p} = 0.5$ in Figures 5(b,d).

5 Proof of Theorem 1

The proof of Theorem 1 is based on a *generalized approximate message passing* (GAMP) algorithm which iteratively produces vectors $(\mathbf{u}^t, \mathbf{v}^t)$ for $t \geq 1$, where $\mathbf{u}^t \in \mathbb{R}^n, \mathbf{v}^t \in \mathbb{R}^d$. We design a GAMP algorithm such that $\mathbf{v}^1 = \sqrt{d}\hat{\mathbf{x}}^L$, and \mathbf{v}^t is aligned with $\sqrt{d}\hat{\mathbf{x}}^s$ as t grows large. More precisely, we show that, almost surely,

$$\lim_{t \rightarrow \infty} \lim_{d \rightarrow \infty} \frac{|\langle \mathbf{v}^t, \hat{\mathbf{x}}^s \rangle|}{\|\mathbf{v}^t\| \|\hat{\mathbf{x}}^s\|} = 1. \quad (5.1)$$

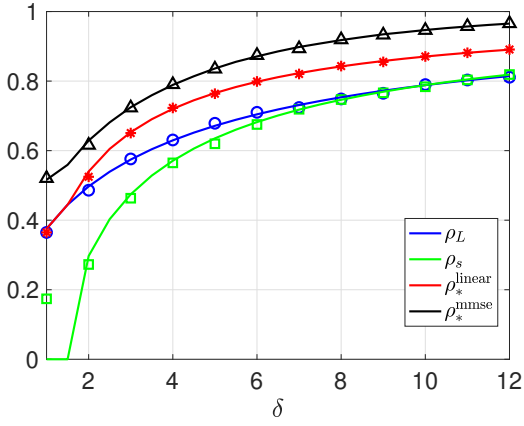
Then, we use the GAMP algorithm to analyze the empirical joint distribution of $(\mathbf{x}, \sqrt{d}\hat{\mathbf{x}}^L, \sqrt{d}\hat{\mathbf{x}}^s)$ via the empirical joint distribution of $(\mathbf{x}, \mathbf{v}^1, \mathbf{v}^t)$ as $t \rightarrow \infty$. The latter can be succinctly characterized in the high-dimensional limit (as $d \rightarrow \infty$, with $n/d \rightarrow \delta$) using the state evolution recursion of the GAMP algorithm.

The rest of this section is structured as follows. We first describe the generic GAMP algorithm in Section 5.1, and present the state evolution result characterizing the empirical joint distribution of the iterates. Next, in Section 5.2, we analyze a specific GAMP algorithm whose iterates approach the spectral estimator. The key technical result for proving the convergence in (5.1) (and thereby obtaining the desired empirical joint distribution) is Lemma 5.4. The proof of Theorem 1 is a straightforward application of Lemma 5.4. The proof of Lemma 5.4 is quite long, so it is presented separately in Section 5.3.

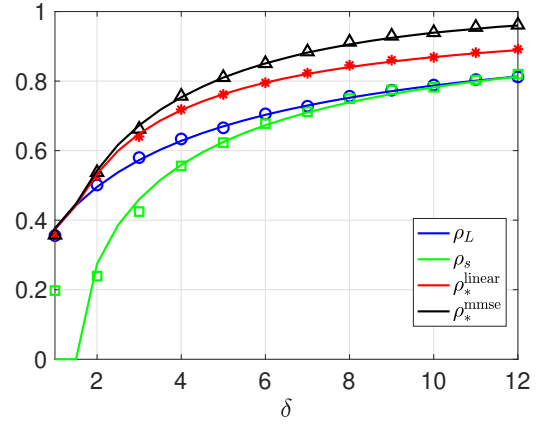
5.1 Generalized Approximate Message Passing (GAMP)

The GAMP algorithm was proposed by Rangan [Ran11] for estimation in generalized linear models. The algorithm is defined in terms of a sequence of Lipschitz functions $f_t : \mathbb{R} \rightarrow \mathbb{R}$ and $g_t : \mathbb{R} \times \mathbb{R} \rightarrow \mathbb{R}$, for $t \geq 0$. For $t \geq 0$, the GAMP iteration computes:

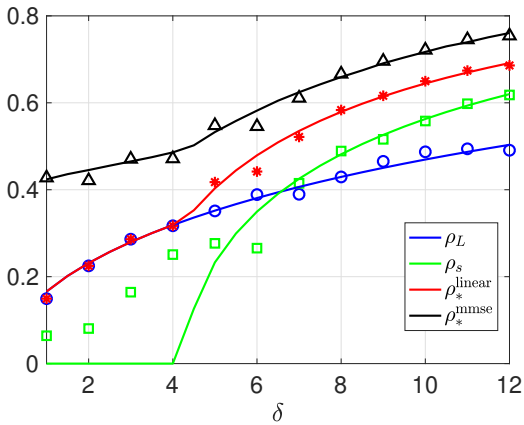
$$\begin{aligned} \mathbf{u}^t &= \frac{1}{\sqrt{\delta}} \mathbf{A} f_t(\mathbf{v}^t) - \mathbf{b}_t g_{t-1}(\mathbf{u}^{t-1}; \mathbf{y}), \\ \mathbf{v}^{t+1} &= \frac{1}{\sqrt{\delta}} \mathbf{A}^\top g_t(\mathbf{u}^t; \mathbf{y}) - \mathbf{c}_t f_t(\mathbf{v}^t). \end{aligned} \quad (5.2)$$



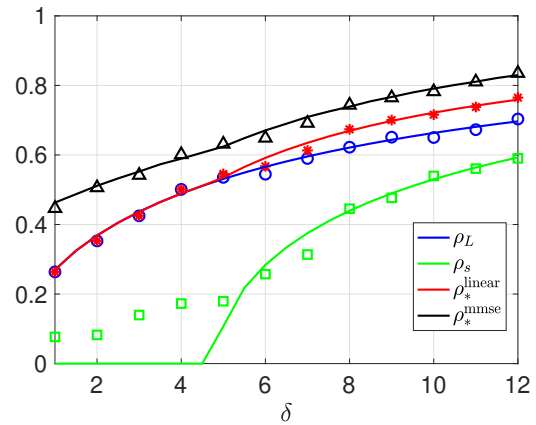
(a) $p = 0.3$



(b) $p = 0.5$



(c) $p = 0.3$



(d) $p = 0.5$

Figure 5: Bayes-optimal combination vs optimal linear combination for a binary prior $P_X(1) = 1 - P_X(-1) = p$. In (a,b) (resp. (c,d)) the setting is otherwise the same as in Figure 3 (resp. Figure 4).

Here, the functions f_t and g_t are understood to be applied component-wise, i.e., $f_t(\mathbf{v}^t) = (f_t(v_1^t), \dots, f_t(v_d^t))$ and $g_t(\mathbf{u}^t; \mathbf{y}) = (g_t(u_1^t; y_1), \dots, g_t(u_n^t; y_n))$. The scalars $\mathbf{b}_t, \mathbf{c}_t$ are defined as

$$\mathbf{b}_t = \frac{1}{n} \sum_{i=1}^d f'_t(v_i^t), \quad \mathbf{c}_t = \frac{1}{n} \sum_{i=1}^n g'_t(u_i^t; y_i), \quad (5.3)$$

where $g'_t(\cdot, \cdot)$ denotes the derivative with respect to the first argument. The iteration (5.2) is initialized with

$$\mathbf{u}^0 = c\mathbf{1}_n, \quad \mathbf{v}^1 = \frac{1}{\sqrt{\delta}} \mathbf{A}^\top g_0(\mathbf{u}^0; \mathbf{y}), \quad (5.4)$$

for some constant $c > 0$. Here, $\mathbf{1}_n \in \mathbb{R}^n$ denotes the all-ones vector.

The asymptotic empirical distribution of the GAMP iterates $\mathbf{u}^t, \mathbf{v}^t$, for $t \geq 1$, can be succinctly characterized via a deterministic recursion, called *state evolution*. This result, formally stated as Proposition 5.1 below, gives that for $t \geq 1$, the empirical distributions of \mathbf{u}^t and \mathbf{v}^t converge in W_k distance to the laws of the random variables U_t and V_t , respectively, with

$$U_t \equiv \mu_{U,t}G + \sigma_{U,t}W_{U,t}, \quad (5.5)$$

$$V_t \equiv \mu_{V,t}X + \sigma_{V,t}W_{V,t}, \quad (5.6)$$

where for each $t \geq 1$, $(G, W_{U,t}) \sim_{\text{i.i.d.}} \mathbf{N}(0, 1)$. Similarly, $X \sim P_X$ and $W_{V,t} \sim \mathbf{N}(0, 1)$ are independent. The deterministic parameters $(\mu_{U,t}, \sigma_{U,t}, \mu_{V,t}, \sigma_{V,t})$ are recursively computed as follows, for $t \geq 1$:

$$\begin{aligned} \mu_{U,t} &= \frac{1}{\sqrt{\delta}} \mathbb{E}\{X f_t(V_t)\}, \\ \sigma_{U,t}^2 &= \frac{1}{\delta} \mathbb{E}\left\{ (f_t(V_t) - X \mathbb{E}\{X f_t(V_t)\})^2 \right\} = \frac{1}{\delta} \mathbb{E}\left\{ (f_t(V_t) - \sqrt{\delta} \mu_{U,t} X)^2 \right\}, \\ \mu_{V,t+1} &= \sqrt{\delta} \mathbb{E}\{G g_t(U_t; Y)\} - \mathbb{E}\{g'_t(U_t; Y)\} \mathbb{E}\{X f_t(V_t)\}, \\ \sigma_{V,t+1}^2 &= \mathbb{E}\{g_t(U_t; Y)^2\}. \end{aligned} \quad (5.7)$$

Recalling that $\mathbf{u}^0 = c\mathbf{1}_n$, the state evolution recursion is initialized with

$$\mu_{V,1} = \sqrt{\delta} \mathbb{E}\{g_0(c; Y)G\}, \quad \sigma_{V,1}^2 = \mathbb{E}\{g_0(c; Y)^2\}. \quad (5.8)$$

For $t \geq 0$, the sequences of random variables $(W_{U,t})_{t \geq 0}$ and $(W_{V,t})_{t \geq 0}$ are each jointly Gaussian with zero mean and covariance defined as follows [RV18, BMN20]. First, we have:

$$\mathbb{E}\{W_{V,1}W_{V,t}\} = \frac{1}{\sigma_{V,1}\sigma_{V,t}} \mathbb{E}\{g_0(c; Y) g_{t-1}(\mu_{U,t-1}G + \sigma_{U,t-1}W_{U,t-1}; Y)\}, \quad t \geq 2. \quad (5.9)$$

Then, for $r, t \geq 1$, we iteratively compute:

$$\begin{aligned} &\mathbb{E}\{W_{U,r}W_{U,t}\} \\ &= \frac{1}{\sigma_{U,r}\sigma_{U,t}} \cdot \frac{1}{\delta} \mathbb{E}\left\{ (f_r(\mu_{V,r}X + \sigma_{V,r}W_{V,r}) - X\sqrt{\delta}\mu_{U,r}) (f_t(\mu_{V,t}X + \sigma_{V,t}W_{V,t}) - X\sqrt{\delta}\mu_{U,t}) \right\}, \end{aligned} \quad (5.10)$$

$$\mathbb{E}\{W_{V,r+1}W_{V,t+1}\} = \frac{1}{\sigma_{V,r+1}\sigma_{V,t+1}} \mathbb{E}\{g_r(\mu_{U,r}G + \sigma_{U,r}W_{U,r}; Y) g_t(\mu_{U,t}G + \sigma_{U,t}W_{U,t}; Y)\}. \quad (5.11)$$

Note that for $r = t$, by (5.7) we have $\mathbb{E}\{W_{U,t}^2\} = \mathbb{E}\{W_{V,t}^2\} = 1$.

The state evolution result for the GAMP algorithm is stated below.

Proposition 5.1 (State Evolution). [Ran11, JM13] Consider the GAMP iteration in Eqs. (5.2)-(5.3), with initialization $\mathbf{u}_0 = c\mathbf{1}_n \in \mathbb{R}^n$, for any constant $c > 0$. Assume that for $t \geq 0$, the functions $g_t : \mathbb{R} \times \mathbb{R} \rightarrow \mathbb{R}$ and $f_t : \mathbb{R} \rightarrow \mathbb{R}$ are Lipschitz, and that Assumption (B1) on p.7 holds for some $k \geq 2$.

Then, the following holds almost surely for any PL(k) function $\psi : \mathbb{R}^{t+1} \rightarrow \mathbb{R}$, for $t \geq 1$:

$$\lim_{n \rightarrow \infty} \frac{1}{n} \sum_{i=1}^n \psi(g_i, u_i^t, u_i^{t-1}, \dots, u_i^1) = \mathbb{E}\{\psi(G, U_t, U_{t-1}, \dots, U_1)\}, \quad (5.12)$$

$$\lim_{d \rightarrow \infty} \frac{1}{d} \sum_{i=1}^d \psi(x_i, v_i^t, v_i^{t-1}, \dots, v_i^1) = \mathbb{E}\{\psi(X, V_t, V_{t-1}, \dots, V_1)\}, \quad (5.13)$$

where the distributions of the random vectors (G, U_t, \dots, U_1) and (X, V_t, \dots, V_1) are given by the state evolution recursion in Eqs. (5.5)-(5.11).

Remark 5.1. Suppose that we have a sequence of PL(k) functions $\psi_t : \mathbb{R}^{t+1} \rightarrow \mathbb{R}$ (indexed by t) such that

$$\begin{aligned} \lim_{t \rightarrow \infty} \mathbb{E}\{\psi_t(G, U_t, U_{t-1}, \dots, U_1)\} &= c_U, \\ \lim_{t \rightarrow \infty} \mathbb{E}\{\psi_t(X, V_t, V_{t-1}, \dots, V_1)\} &= c_V, \end{aligned} \quad (5.14)$$

for some constants $c_U, c_V \in \mathbb{R}$. Then, since the statements (5.12) and (5.13) hold with probability 1 for each fixed $t \geq 1$, we have that, almost surely,

$$\lim_{t \rightarrow \infty} \lim_{n \rightarrow \infty} \frac{1}{n} \sum_{i=1}^n \psi(g_i, u_i^t, \dots, u_i^1) = c_U, \quad (5.15)$$

$$\lim_{t \rightarrow \infty} \lim_{d \rightarrow \infty} \frac{1}{d} \sum_{i=1}^d \psi(x_i, v_i^t, \dots, v_i^1) = c_V. \quad (5.16)$$

5.2 GAMP as a Power Method to Compute the Spectral Estimator

Consider the GAMP iteration in (5.2) initialized with $\mathbf{u}^0 = \frac{1}{\delta}\mathbf{1}_n$, and the function $g_0 : \mathbb{R} \times \mathbb{R} \rightarrow \mathbb{R}$ chosen as

$$g_0(u; y) = \frac{\mathcal{T}_L(y)}{\sqrt{\delta}}, \quad (5.17)$$

so that

$$\mathbf{v}^1 = \frac{1}{\delta} \mathbf{A}^\top \mathcal{T}_L(\mathbf{y}). \quad (5.18)$$

(The function f_0 is assumed to be zero.) From (2.6), we note that $\mathbf{v}^1 = \sqrt{d} \hat{\mathbf{x}}^L$.

For $t \geq 1$, let the functions $g_t : \mathbb{R} \times \mathbb{R} \rightarrow \mathbb{R}$ and $f_t : \mathbb{R} \rightarrow \mathbb{R}$ be chosen as

$$g_t(u; y) = \sqrt{\delta} u \mathcal{T}(y), \quad f_t(v) = \frac{v}{\beta_t}, \quad (5.19)$$

where the function $\mathcal{T} : \mathbb{R} \rightarrow \mathbb{R}$ is bounded and Lipschitz, and β_t is a constant, defined iteratively for $t \geq 1$ via the state evolution equations below (Eqs. (5.23)-(5.25)). To prove Theorem 1, we will

choose \mathcal{T} as a suitable function of \mathcal{T}_s (see (5.33)). Note that the functions g_t and f_t are required to be Lipschitz for $t \geq 0$, and this will be ensured choosing \mathcal{T} to be bounded and Lipschitz (see Lemma 5.4 below).

With this choice of f_t, g_t , for $t \geq 1$, the scalars in (5.3) are given by

$$\mathbf{b}_t = \frac{1}{\delta\beta_t}, \quad \mathbf{c}_t = \sqrt{\delta} \cdot \frac{1}{n} \sum_{i=1}^n \mathcal{T}(y_i). \quad (5.20)$$

In the GAMP iteration below, we will replace the parameter \mathbf{c}_t by its almost sure limit $\bar{\mathbf{c}}_t = \sqrt{\delta} \mathbb{E}\{Z\}$, where $Z \triangleq \mathcal{T}(Y)$. The state evolution result in Proposition 5.1 still holds when \mathbf{c}_t is replaced with $\bar{\mathbf{c}}_t$ in the GAMP iteration [Ran11, JM13]. This can be shown using the pseudo-Lipschitz property of the test functions ψ in Eqs. (5.12)-(5.13) and the fact that $\lim_{n \rightarrow \infty} \frac{1}{n} \sum_{i=1}^n \mathcal{T}(y_i) = \mathbb{E}\{Z\}$ almost surely, due to the strong law of large numbers.

With these choices, the GAMP iteration in (5.2) is as follows. Initializing with

$$\mathbf{u}^0 = \frac{1}{\delta} \mathbf{1}_n, \quad \mathbf{v}^1 = \frac{1}{\delta} \mathbf{A}^\top \mathcal{T}_L(\mathbf{y}), \quad (5.21)$$

we have for $t \geq 1$:

$$\mathbf{u}^t = \begin{cases} \frac{1}{\sqrt{\delta}\beta_t} [\mathbf{A}\mathbf{v}^t - \mathbf{Z}_L \mathbf{u}^{t-1}], & \text{for } t = 1, \\ \frac{1}{\sqrt{\delta}\beta_t} [\mathbf{A}\mathbf{v}^t - \mathbf{Z}\mathbf{u}^{t-1}], & \text{for } t > 1, \end{cases} \quad (5.22)$$

$$\mathbf{v}^{t+1} = \mathbf{A}^\top \mathbf{Z}\mathbf{u}^t - \frac{\sqrt{\delta}}{\beta_t} \mathbb{E}\{Z\} \mathbf{v}^t,$$

where $\mathbf{Z}_L = \text{diag}(\mathcal{T}_L(y_1), \dots, \mathcal{T}_L(y_n))$ and $\mathbf{Z} = \text{diag}(\mathcal{T}(y_1), \dots, \mathcal{T}(y_n))$. The state evolution equations in (5.7) become:

$$\mu_{U,t} = \frac{\mu_{V,t}}{\sqrt{\delta}\beta_t}, \quad \sigma_{U,t}^2 = \frac{\sigma_{V,t}^2}{\delta\beta_t^2}, \quad (5.23)$$

$$\mu_{V,t+1} = \sqrt{\delta} \frac{\mu_{V,t}}{\beta_t} [\mathbb{E}\{ZG^2\} - \mathbb{E}\{Z\}], \quad \sigma_{V,t+1}^2 = \frac{1}{\beta_t^2} [\mu_{V,t}^2 \mathbb{E}\{Z^2G^2\} + \sigma_{V,t}^2 \mathbb{E}\{Z^2\}], \quad (5.24)$$

$$\beta_{t+1} = \sqrt{\mu_{V,t+1}^2 + \sigma_{V,t+1}^2}. \quad (5.25)$$

Here, we recall that $G \sim \mathbf{N}(0, 1)$ and $Z = \mathcal{T}(Y)$, for $Y \sim p_{Y|G}(\cdot | G)$. From (5.8), the state evolution iteration is initialized with the following:

$$\mu_{V,1} = \mathbb{E}\{\mathcal{T}_L(Y)G\}, \quad \sigma_{V,1}^2 = \frac{1}{\delta} \mathbb{E}\{\mathcal{T}_L(Y)^2\}, \quad \beta_1 = \sqrt{\mu_{V,1}^2 + \sigma_{V,1}^2}. \quad (5.26)$$

We will show in Lemma 5.4 that in the high-dimensional limit, the vector \mathbf{v}^t in (5.22) tends to align with the principal eigenvector of the matrix $\mathbf{M}_n = \mathbf{A}^\top \mathbf{Z}(\mathbf{Z} + \delta \mathbb{E}\{Z(G^2 - 1)\} \mathbf{I}_n)^{-1} \mathbf{A}$ as $t \rightarrow \infty$. In other words, the GAMP iteration is equivalent to a power iteration for \mathbf{M}_n . This equivalence, together with Proposition 5.1, allows us to precisely characterize the limiting empirical distribution of the eigenvector of \mathbf{M}_n in Lemma 5.4.

We begin with a result characterizing the fixed points of the state evolution recursion in (5.23)-(5.24).

Lemma 5.2. Assume that $\mathbb{E}\{Z(G^2 - 1)\} > 0$ and that $\delta > \frac{\mathbb{E}\{Z^2\}}{(\mathbb{E}\{ZG^2\} - \mathbb{E}\{Z\})^2}$. Then, the state evolution recursion (5.23)-(5.24) has three fixed points: one is $\text{FP}_0 \equiv (\tilde{\mu}_V = 0, \tilde{\sigma}_V^2 = \mathbb{E}\{Z^2\})$, and the other two are $\text{FP}_1 \equiv (\tilde{\mu}_V, \tilde{\sigma}_V^2)$ and $\text{FP}_2 \equiv (-\tilde{\mu}_V, \tilde{\sigma}_V^2)$, where

$$\tilde{\mu}_V = \sqrt{\frac{\tilde{\beta}^2(\tilde{\beta}^2 - \mathbb{E}\{Z^2\})}{\tilde{\beta}^2 + \mathbb{E}\{Z^2G^2\} - \mathbb{E}\{Z^2\}}}, \quad \tilde{\sigma}_V^2 = \frac{\tilde{\beta}^2 \mathbb{E}\{Z^2G^2\}}{\tilde{\beta}^2 + \mathbb{E}\{Z^2G^2\} - \mathbb{E}\{Z^2\}}, \quad (5.27)$$

with

$$\tilde{\beta}^2 = \delta (\mathbb{E}\{ZG^2\} - \mathbb{E}\{Z\})^2. \quad (5.28)$$

Furthermore, if the initialization (5.26) is such that $\mu_{V,1} > 0$, then the recursion converges to FP_1 . If $\mu_{V,1} < 0$, the recursion converges to FP_2 .

The lemma is proved in Appendix E. The next lemma shows that the mean-squared difference between successive AMP iterates vanishes as $t \rightarrow \infty$ in the high-dimensional limit.

Lemma 5.3. Assume that $\mathbb{E}\{Z(G^2 - 1)\} > 0$, $\delta > \frac{\mathbb{E}\{Z^2\}}{(\mathbb{E}\{ZG^2\} - \mathbb{E}\{Z\})^2}$, and $|\mathbb{E}\{\mathcal{T}_L(Y)G\}| > 0$. Consider the GAMP iteration in (5.22) initialized with $\mathbf{u}^0 = \frac{1}{\delta} \mathbf{1}_n$. Then, the following limits hold almost surely:

$$\lim_{t \rightarrow \infty} \lim_{n \rightarrow \infty} \frac{1}{n} \|\mathbf{u}^t - \mathbf{u}^{t-1}\|^2 = 0, \quad \lim_{t \rightarrow \infty} \lim_{d \rightarrow \infty} \frac{1}{d} \|\mathbf{v}^{t+1} - \mathbf{v}^t\|^2 = 0. \quad (5.29)$$

The proof of the lemma is given in Appendix F. The next result is the main technical lemma needed to prove Theorem 1. It shows that, as t grows large, \mathbf{v}^t tends to be aligned with the principal eigenvector of the matrix \mathbf{M}_n defined in (5.30) below. Theorem 1 is then obtained from Lemma 5.4 by using a suitable choice for $\mathcal{T}(\cdot)$ in the GAMP iteration (5.22), which ensures that \mathbf{M}_n is a scaled version of \mathbf{D}_n in (2.9).

Lemma 5.4. Let \mathbf{x} be such that $\|\mathbf{x}\|^2 = d$, $\{\mathbf{a}_i\}_{1 \leq i \leq n} \sim i.i.d. \mathbf{N}(\mathbf{0}_d, \mathbf{I}_d/d)$, and \mathbf{y} be distributed according to (2.3). Let $n/d \rightarrow \delta$, $G \sim \mathbf{N}(0, 1)$ and $Z = \mathcal{T}(Y)$ for $Y \sim p_{Y|G}(\cdot | G)$. Assume that the conditions **(B1)**-**(B2)** on p.7 hold (with $\mathcal{T}_s(\cdot)$ replaced by $\mathcal{T}(\cdot)$ in **(B2)**). Assume also that Z is bounded, $\mathbb{P}(Z > -1) = 1$, $\mathbb{E}\{Z(G^2 - 1)\} > 0$ and $\delta > \frac{\mathbb{E}\{Z^2\}}{(\mathbb{E}\{ZG^2\} - \mathbb{E}\{Z\})^2}$. Define $Z' = \frac{Z}{Z + \delta \mathbb{E}\{Z(G^2 - 1)\}}$ and assume that Z' satisfies the assumptions **(A1)**, **(A2)**, **(A3)** on p. 6. Define the matrix

$$\mathbf{M}_n = \mathbf{A}^\top \mathbf{Z} (\mathbf{Z} + \delta \mathbb{E}\{Z(G^2 - 1)\} \mathbf{I}_n)^{-1} \mathbf{A}, \quad (5.30)$$

where $\mathbf{Z} = \text{diag}(\mathcal{T}(y_1), \dots, \mathcal{T}(y_n))$. Let $\hat{\varphi}_1$ be the principal eigenvector of \mathbf{M}_n , let its sign be chosen so that $\langle \hat{\varphi}_1, \mathbf{x} \rangle \geq 0$, and consider the rescaling $\tilde{\varphi}^{(1)} = \sqrt{d} \hat{\varphi}_1$. Also, let $\tilde{\mathbf{x}}^L = \sqrt{d} \hat{\mathbf{x}}^L$, where $\hat{\mathbf{x}}^L$ is the linear estimator defined in (2.6).

Then, the following holds almost surely for any PL(k) function $\psi : \mathbb{R} \times \mathbb{R} \times \mathbb{R} \rightarrow \mathbb{R}$:

$$\lim_{d \rightarrow \infty} \frac{1}{d} \sum_{i=1}^d \psi(x_i, \tilde{x}_i^L, \tilde{\varphi}_i^{(1)}) = \mathbb{E}\{\psi(X, \mu_{V,1}X + \sigma_{V,1}W_{V,1}, \tilde{\beta}^{-1}(\tilde{\mu}_V X + \tilde{\sigma}_V W_{V,\infty}))\}. \quad (5.31)$$

Here $X \sim P_X$, $\tilde{\mu}_V, \tilde{\sigma}_V, \tilde{\beta}$ are given by (5.27)-(5.28), and $\mu_{V,1}, \sigma_{V,1}^2$ are given by (5.26). The random variables $(W_{V,1}, W_{V,\infty})$ are independent of X , and jointly Gaussian with zero mean and covariance:

$$\mathbb{E}\{W_{V,1}^2\} = \mathbb{E}\{W_{V,\infty}^2\} = 1, \quad \mathbb{E}\{W_{V,1}W_{V,\infty}\} = \frac{\tilde{\mu}_V \mathbb{E}\{\mathcal{T}_L(Y)ZG\}}{\tilde{\beta} \tilde{\sigma}_V \sqrt{\mathbb{E}\{\mathcal{T}_L(Y)^2\}}}. \quad (5.32)$$

We first show how Theorem 1 is obtained from Lemma 5.4, and then prove the lemma in the following subsection.

Proof of Theorem 1. Recall that λ_δ^* is the unique solution of (2.16) for $\lambda > \tau$, where τ is the supremum of the support of Z_s . Define

$$Z \triangleq \frac{Z_s}{\lambda_\delta^* - Z_s} = \frac{\mathcal{T}_s(Y)}{\lambda_\delta^* - \mathcal{T}_s(Y)}. \quad (5.33)$$

We now verify that Z satisfies the assumptions of Lemma 5.4. As $\lambda_\delta^* > \tau$ and Z_s has bounded support with supremum τ , we have that Z is bounded. Furthermore, Z is a Lipschitz function of Y , since Z_s is a Lipschitz function of Y and Z_s is bounded away from λ_δ^* . Thus, Z satisfies the condition **(B2)** (with $\mathcal{T}_s(\cdot)$ replaced by $\mathcal{T}(\cdot)$).

Next, note that $\tau > 0$ (since Z_s satisfies assumption **(A3)**). As $\mathbb{P}(\lambda_\delta^* - Z_s > 0) = 1$, we have that $\mathbb{P}(Z > -1) = 1$.

As $\psi'_\delta(\lambda_\delta^*) > 0$, we have that $\lambda_\delta^* > \bar{\lambda}_\delta$, where $\bar{\lambda}_\delta$ denotes the point at which ψ_δ attains its minimum (see Eq. (2.14)). Consequently, since λ_δ^* solves (2.16), we have that

$$\psi_\delta(\lambda_\delta^*) = \phi(\lambda_\delta^*). \quad (5.34)$$

As Z_s satisfies assumption **(A3)**, we have that $\tau > 0$, which implies that $\lambda_\delta^* > 0$. Thus, by using the definitions (2.12)-(2.13), (5.34) can be rewritten as

$$\mathbb{E} \left\{ \frac{Z_s(G^2 - 1)}{\lambda_\delta^* - Z_s} \right\} = \frac{1}{\delta}. \quad (5.35)$$

By combining (5.33) and (5.35), we obtain that

$$\mathbb{E}\{Z(G^2 - 1)\} = \frac{1}{\delta} > 0. \quad (5.36)$$

Finally, we compute the derivative of $\psi_\delta(\lambda)$ at λ_δ^* , noting that the derivative and the expectation in (2.13) can be interchanged due to bounded convergence. We thus obtain that the condition $\psi'_\delta(\lambda_\delta^*) > 0$ is equivalent to

$$\frac{1}{\delta} > \mathbb{E} \left\{ \frac{Z_s^2}{(\lambda_\delta^* - Z_s)^2} \right\} = \mathbb{E} \{Z^2\}, \quad (5.37)$$

where the last equality follows from (5.33). From (5.36) and (5.37), we have $\delta > \frac{\mathbb{E}\{Z^2\}}{(\mathbb{E}\{ZG^2\} - \mathbb{E}\{Z\})^2}$.

We also have

$$Z' \triangleq \frac{Z}{Z + \delta \mathbb{E}\{Z(G^2 - 1)\}} = \frac{Z}{Z + 1} = \frac{Z_s}{\lambda_\delta^*}, \quad (5.38)$$

where in the first equality we use (5.36) and in the second equality we use (5.33). Thus, Z' satisfies the assumptions **(A1)**-**(A2)**-**(A3)** (with τ/λ_δ^* being the supremum of its support), and we can apply Lemma 5.4.

Using (5.38) in (5.30), we see that $\mathbf{M}_n = \frac{1}{\lambda_\delta^*} \mathbf{A}^\top \mathbf{Z}_s \mathbf{A}$. Therefore the principal eigenvector of \mathbf{M}_n is equal to $\hat{\mathbf{x}}^s$. Furthermore, from (5.27)-(5.28), we can compute the coefficients $\tilde{\mu}_V, \tilde{\sigma}_V, \tilde{\beta}$ as

$$\begin{aligned}\tilde{\beta}^2 &= \delta (\mathbb{E}\{ZG^2\} - \mathbb{E}\{Z\})^2 = \frac{1}{\delta}, \\ \tilde{\mu}_V &= \sqrt{\frac{\tilde{\beta}^2(\tilde{\beta}^2 - \mathbb{E}\{Z^2\})}{\tilde{\beta}^2 + \mathbb{E}\{Z^2G^2\} - \mathbb{E}\{Z^2\}}} = \sqrt{\frac{\frac{1}{\delta} \left(\frac{1}{\delta} - \mathbb{E}\left\{ \frac{Z_s^2}{(\lambda_\delta^* - Z_s)^2} \right\} \right)}{\frac{1}{\delta} + \mathbb{E}\left\{ \frac{Z_s^2(G^2-1)}{(\lambda_\delta^* - Z_s)^2} \right\}}}, \\ \tilde{\sigma}_V &= \sqrt{\frac{\tilde{\beta}^2 \mathbb{E}\{Z^2G^2\}}{\tilde{\beta}^2 + \mathbb{E}\{Z^2G^2\} - \mathbb{E}\{Z^2\}}} = \sqrt{\frac{\frac{1}{\delta} \mathbb{E}\left\{ \frac{Z_s^2 \cdot G^2}{(\lambda_\delta^* - Z_s)^2} \right\}}{\frac{1}{\delta} + \mathbb{E}\left\{ \frac{Z_s^2(G^2-1)}{(\lambda_\delta^* - Z_s)^2} \right\}}}.\end{aligned}$$

By using also (5.26), one can easily verify that

$$\begin{aligned}\mu_{V,1} &= n_L \rho_L, & \sigma_{V,1} &= n_L \sqrt{1 - \rho_L^2}, & \tilde{\beta}^{-1} \tilde{\mu}_V &= \rho_s, \\ \tilde{\beta}^{-1} \tilde{\sigma}_V &= \sqrt{1 - \rho_s^2}, & \frac{q - \rho_s \rho_L}{\sqrt{(1 - \rho_s^2)(1 - \rho_L^2)}} &= \frac{\tilde{\mu}_V \mathbb{E}\{\mathcal{T}_L(Y) ZG\}}{\tilde{\beta} \tilde{\sigma}_V \sqrt{\mathbb{E}\{\mathcal{T}_L(Y)^2\}}},\end{aligned}$$

which yields the desired result. \square

5.3 Proof of Lemma 5.4

Fix $c > 0$, and let $\tilde{\mathbf{Z}} = c\mathbf{Z}$ and $\tilde{Z} = cZ$. Then,

$$\mathbf{Z}(\mathbf{Z} + \delta \mathbb{E}\{Z(G^2 - 1)\} \mathbf{I}_n)^{-1} = \tilde{\mathbf{Z}}(\tilde{\mathbf{Z}} + \delta \mathbb{E}\{\tilde{Z}(G^2 - 1)\} \mathbf{I}_n)^{-1}. \quad (5.39)$$

Thus, by inspecting the definition (5.30), one immediately obtains that $\tilde{\varphi}^{(1)}$ does not change if we rescale \mathbf{Z} and Z by the multiplicative factor c . Furthermore, by using the definitions (5.27)-(5.28), we have that

$$\begin{aligned}\tilde{\beta}^{-1} \tilde{\mu}_V &= \sqrt{\frac{\delta (\mathbb{E}\{ZG^2\} - \mathbb{E}\{Z\})^2 - \mathbb{E}\{Z^2\}}{\delta (\mathbb{E}\{ZG^2\} - \mathbb{E}\{Z\})^2 + \mathbb{E}\{Z^2G^2\} - \mathbb{E}\{Z^2\}}} \\ &= \sqrt{\frac{\delta (\mathbb{E}\{\tilde{Z}G^2\} - \mathbb{E}\{\tilde{Z}\})^2 - \mathbb{E}\{\tilde{Z}^2\}}{\delta (\mathbb{E}\{\tilde{Z}G^2\} - \mathbb{E}\{\tilde{Z}\})^2 + \mathbb{E}\{\tilde{Z}^2G^2\} - \mathbb{E}\{\tilde{Z}^2\}}},\end{aligned} \quad (5.40)$$

$$\begin{aligned}\tilde{\beta}^{-1} \tilde{\sigma}_V &= \sqrt{\frac{\mathbb{E}\{Z^2G^2\}}{\delta (\mathbb{E}\{ZG^2\} - \mathbb{E}\{Z\})^2 + \mathbb{E}\{Z^2G^2\} - \mathbb{E}\{Z^2\}}} \\ &= \sqrt{\frac{\mathbb{E}\{\tilde{Z}^2G^2\}}{\delta (\mathbb{E}\{\tilde{Z}G^2\} - \mathbb{E}\{\tilde{Z}\})^2 + \mathbb{E}\{\tilde{Z}^2G^2\} - \mathbb{E}\{\tilde{Z}^2\}}},\end{aligned} \quad (5.41)$$

and that

$$\begin{aligned}\frac{\tilde{\mu}_V \mathbb{E}\{\mathcal{T}_L(Y) ZG\}}{\tilde{\beta} \tilde{\sigma}_V \sqrt{\mathbb{E}\{\mathcal{T}_L(Y)^2\}}} &= \frac{\mathbb{E}\{\mathcal{T}_L(Y) ZG\}}{\sqrt{\delta (\mathbb{E}\{ZG^2\} - \mathbb{E}\{Z\})^2}} \sqrt{\frac{\delta (\mathbb{E}\{ZG^2\} - \mathbb{E}\{Z\})^2 - \mathbb{E}\{Z^2\}}{\mathbb{E}\{Z^2G^2\} \mathbb{E}\{\mathcal{T}_L(Y)^2\}}} \\ &= \frac{\mathbb{E}\{\mathcal{T}_L(Y) \tilde{Z}G\}}{\sqrt{\delta (\mathbb{E}\{\tilde{Z}G^2\} - \mathbb{E}\{\tilde{Z}\})^2}} \sqrt{\frac{\delta (\mathbb{E}\{\tilde{Z}G^2\} - \mathbb{E}\{\tilde{Z}\})^2 - \mathbb{E}\{\tilde{Z}^2\}}{\mathbb{E}\{\tilde{Z}^2G^2\} \mathbb{E}\{\mathcal{T}_L(Y)^2\}}}.\end{aligned} \quad (5.42)$$

Consequently, both the LHS and the RHS of (5.31) are unchanged when we rescale \mathbf{Z} and Z by the multiplicative factor c .

The argument above proves that, without loss of generality, we can rescale \mathbf{Z} and Z by any multiplicative factor $c > 0$. To simplify the rest of the argument, it is convenient to assume the normalization condition

$$\mathbb{E}\{Z(G^2 - 1)\} = \frac{1}{\delta}, \quad (5.43)$$

under which $\mathbf{M}_n = \mathbf{A}^\top \mathbf{Z} (\mathbf{Z} + \mathbf{I}_n)^{-1} \mathbf{A}$.

Consider the iteration (5.22) with the initialization in (5.21). Since by hypothesis, $\mu_{V,1}^2 = (\mathbb{E}\{\mathcal{T}_L(Y)G\})^2 > 0$, Lemma 5.2 guarantees that the state evolution recursion (5.24) converges to either fixed point FP₁ or FP₂ as $t \rightarrow \infty$. That is,

$$\lim_{t \rightarrow \infty} \mu_{V,t}^2 = \tilde{\mu}_V^2, \quad \lim_{t \rightarrow \infty} \sigma_{V,t}^2 = \tilde{\sigma}_V^2, \quad \lim_{t \rightarrow \infty} \beta_t^2 = \tilde{\mu}_V^2 + \tilde{\sigma}_V^2 = \tilde{\beta}^2 = \frac{1}{\delta}. \quad (5.44)$$

The last equality above follows by combining (5.28) and (5.43).

By substituting the expression for \mathbf{u}^t in (5.22) in the \mathbf{v}^{t+1} update, the iteration can be rewritten as follows, for $t \geq 2$:

$$\mathbf{u}^t = \frac{1}{\sqrt{\delta}\beta_t} [\mathbf{A}\mathbf{v}^t - \mathbf{Z}\mathbf{u}^{t-1}], \quad (5.45)$$

$$\mathbf{v}^{t+1} = \frac{1}{\sqrt{\delta}\beta_t} [(\mathbf{A}^\top \mathbf{Z} \mathbf{A} - \delta \mathbb{E}\{Z\} \mathbf{I}_d) \mathbf{v}^t - \mathbf{A}^\top \mathbf{Z}^2 \mathbf{u}^{t-1}]. \quad (5.46)$$

In the remainder of the proof, we will assume that $t \geq 2$. Define

$$\mathbf{e}_1^t = \mathbf{u}^t - \mathbf{u}^{t-1}, \quad (5.47)$$

$$\mathbf{e}_2^t = \mathbf{v}^{t+1} - \mathbf{v}^t. \quad (5.48)$$

By combining (5.47) with (5.45), we have that

$$\mathbf{u}^{t-1} = (\mathbf{Z} + \sqrt{\delta}\beta_t \mathbf{I}_n)^{-1} \mathbf{A}\mathbf{v}^t - \sqrt{\delta}\beta_t (\mathbf{Z} + \sqrt{\delta}\beta_t \mathbf{I}_n)^{-1} \mathbf{e}_1^t. \quad (5.49)$$

By substituting the expression for \mathbf{u}^{t-1} obtained in (5.49) into (5.46), we have

$$\begin{aligned} \mathbf{v}^{t+1} &= \left(\mathbf{A}^\top \mathbf{Z} (\mathbf{Z} + \sqrt{\delta}\beta_t \mathbf{I}_n)^{-1} \mathbf{A} - \frac{\sqrt{\delta} \mathbb{E}\{Z\}}{\beta_t} \mathbf{I}_d \right) \mathbf{v}^t + \mathbf{A}^\top \mathbf{Z}^2 (\mathbf{Z} + \sqrt{\delta}\beta_t \mathbf{I}_n)^{-1} \mathbf{e}_1^t \\ &= \left(\mathbf{A}^\top \mathbf{Z} (\mathbf{Z} + \mathbf{I}_n)^{-1} \mathbf{A} - \delta \mathbb{E}\{Z\} \mathbf{I}_d \right) \mathbf{v}^t \\ &\quad + (1 - \sqrt{\delta}\beta_t) \mathbf{A}^\top \mathbf{Z} (\mathbf{Z} + \mathbf{I}_n)^{-1} (\mathbf{Z} + \sqrt{\delta}\beta_t \mathbf{I}_n)^{-1} \mathbf{A}\mathbf{v}^t \\ &\quad + \delta \mathbb{E}\{Z\} \left(1 - \frac{1}{\sqrt{\delta}\beta_t} \right) \mathbf{v}^t + \mathbf{A}^\top \mathbf{Z}^2 (\mathbf{Z} + \sqrt{\delta}\beta_t \mathbf{I}_n)^{-1} \mathbf{e}_1^t. \end{aligned} \quad (5.50)$$

Let

$$\mathbf{e}_3^t = \left(\mathbf{A}^\top \mathbf{Z} (\mathbf{Z} + \mathbf{I}_n)^{-1} \mathbf{A} - (\delta \mathbb{E}\{Z\} + 1) \mathbf{I}_d \right) \mathbf{v}^t. \quad (5.51)$$

From (5.48) and (5.50), we obtain

$$\begin{aligned} \mathbf{e}_3^t &= \mathbf{e}_2^t - (1 - \sqrt{\delta}\beta_t)\mathbf{A}^\top \mathbf{Z}(\mathbf{Z} + \mathbf{I}_n)^{-1}(\mathbf{Z} + \sqrt{\delta}\beta_t\mathbf{I}_n)^{-1}\mathbf{A}\mathbf{v}^t \\ &\quad - \delta\mathbb{E}\{Z\} \left(1 - \frac{1}{\sqrt{\delta}\beta_t}\right) \mathbf{v}^t - \mathbf{A}^\top \mathbf{Z}^2(\mathbf{Z} + \sqrt{\delta}\beta_t\mathbf{I}_n)^{-1}\mathbf{e}_1^t. \end{aligned} \quad (5.52)$$

Let us decompose \mathbf{v}^t into a component in the direction of $\hat{\varphi}_1$ plus an orthogonal component \mathbf{r}^t :

$$\mathbf{v}^t = \xi_t \hat{\varphi}_1 + \mathbf{r}^t, \quad (5.53)$$

where $\xi_t = \langle \mathbf{v}^t, \hat{\varphi}_1 \rangle$.

At this point, the idea is to show that, when t is large, \mathbf{r}^t is small, thus \mathbf{v}^t tends to be aligned with $\hat{\varphi}_1$. To do so, we prove that, as $n \rightarrow \infty$, the largest eigenvalue of the matrix \mathbf{M}_n defined in (5.30) converges almost surely to $\delta\mathbb{E}\{Z\} + 1$. Furthermore, we prove that the matrix \mathbf{M}_n exhibits a spectral gap, in the sense that the second largest eigenvalue of \mathbf{M}_n converges almost surely to a value strictly smaller than $\delta\mathbb{E}\{Z\} + 1$. Since \mathbf{r}^t is orthogonal to $\hat{\varphi}_1$ and \mathbf{M}_n has a spectral gap, the norm of \mathbf{e}_3^t in (5.51) can be lower bounded by a strictly positive constant times the norm of \mathbf{r}^t . Next, using the expression in (5.52), we show that the norm of \mathbf{e}_3^t can be made arbitrarily small by taking n and t sufficiently large. From this, we conclude that \mathbf{r}^t must be small.

We begin by proving that \mathbf{M}_n has a spectral gap.

Lemma 5.5 (Spectral gap for \mathbf{M}_n). *The following holds almost surely:*

$$\lim_{n \rightarrow \infty} \lambda_1^{\mathbf{M}_n} = 1 + \delta\mathbb{E}\{Z\}, \quad (5.54)$$

$$\limsup_{n \rightarrow \infty} \lambda_2^{\mathbf{M}_n} < 1 + \delta\mathbb{E}\{Z\} - c_1, \quad (5.55)$$

for a numerical constant $c_1 > 0$ that does not depend on n .

Proof of Lemma 5.5. By hypothesis, $Z' = Z/(Z + 1)$ satisfies the assumptions **(A1)**-**(A2)**-**(A3)**. Thus, we can use Lemma 2.2 to compute the almost sure limit of the two largest eigenvalues of \mathbf{M}_n , call them $\lambda_1^{\mathbf{M}_n} \geq \lambda_2^{\mathbf{M}_n}$.

Let τ denote the supremum of the support of Z' . As $\mathbb{P}(Z > -1) = 1$ and Z has bounded support, we have that $\tau < 1$. For $\lambda \in (\tau, \infty)$, define

$$\phi(\lambda) = \lambda \cdot \mathbb{E} \left\{ \frac{Z' \cdot G^2}{\lambda - Z'} \right\} = \lambda \cdot \mathbb{E} \left\{ \frac{Z \cdot G^2}{(\lambda - 1)Z + \lambda} \right\}, \quad (5.56)$$

and

$$\psi_\delta(\lambda) = \lambda \left(\frac{1}{\delta} + \mathbb{E} \left\{ \frac{Z'}{\lambda - Z'} \right\} \right) = \lambda \left(\frac{1}{\delta} + \mathbb{E} \left\{ \frac{Z}{(\lambda - 1)Z + \lambda} \right\} \right). \quad (5.57)$$

Note that

$$\phi(1) = \mathbb{E}\{Z \cdot G^2\}, \quad \psi_\delta(1) = \frac{1}{\delta} + \mathbb{E}\{Z\}. \quad (5.58)$$

Thus, by using (5.43), we have that

$$\phi(1) = \psi_\delta(1). \quad (5.59)$$

Furthermore,

$$\psi'_\delta(\lambda) = \frac{1}{\delta} - \mathbb{E} \left\{ \left(\frac{Z'}{\lambda - Z'} \right)^2 \right\} = \frac{1}{\delta} - \mathbb{E} \left\{ \left(\frac{Z}{(\lambda - 1)Z + \lambda} \right)^2 \right\}. \quad (5.60)$$

Thus,

$$\psi'_\delta(1) = \frac{1}{\delta} - \mathbb{E}\{Z^2\} > 0, \quad (5.61)$$

where in the last step we combine the hypothesis $\delta > \frac{\mathbb{E}\{Z^2\}}{(\mathbb{E}\{ZG^2\} - \mathbb{E}\{Z\})^2}$ with the normalization condition (5.43).

Let $\bar{\lambda}_\delta$ be the point at which ψ_δ attains its minimum, as defined in (2.14), define ζ_δ as in (2.15) and let λ_δ^* be the unique solution of (2.16). Since ψ_δ is convex, (5.60) and (5.61) imply that $\bar{\lambda}_\delta < 1$. Furthermore, (5.59) implies that $\lambda_\delta^* = 1$. By Lemma 2.2, we obtain that, as $n \rightarrow \infty$,

$$\begin{aligned} \lambda_1^{M_n} &\xrightarrow{\text{a.s.}} \delta \zeta_\delta(1), \\ \lambda_2^{M_n} &\xrightarrow{\text{a.s.}} \delta \zeta_\delta(\bar{\lambda}_\delta). \end{aligned} \quad (5.62)$$

Note that

$$\delta \zeta_\delta(1) = \delta \phi(1) = \delta \mathbb{E}\{Z \cdot G^2\} = 1 + \delta \mathbb{E}\{Z\}, \quad (5.63)$$

where the first equality comes from the fact that $\lambda_\delta^* = 1$ is the unique solution of (2.16), while the second and third equalities follow from (5.58) and (5.59). By combining (5.63) and (5.62), we obtain $\lambda_1^{M_n} \xrightarrow{\text{a.s.}} 1 + \delta \mathbb{E}\{Z\}$. Furthermore, $\zeta_\delta(\bar{\lambda}_\delta) = \psi_\delta(\bar{\lambda}_\delta)$. As $\bar{\lambda}_\delta < 1$ and ψ_δ is Lipschitz continuous (from (5.60)), there exists a numerical constant $c_1 > 0$ such that

$$\delta \psi_\delta(\bar{\lambda}_\delta) \leq 1 + \delta \mathbb{E}\{Z\} - c_1. \quad (5.64)$$

Hence, $\lambda_2^{M_n} \xrightarrow{\text{a.s.}} \delta \psi_\delta(\bar{\lambda}_\delta) \leq 1 + \delta \mathbb{E}\{Z\} - c_1$. \square

Let us now go back to (5.51) and combine it with (5.53). Then,

$$\left(\mathbf{A}^\top \mathbf{Z} (\mathbf{Z} + \mathbf{I}_n)^{-1} \mathbf{A} - (\delta \mathbb{E}\{Z\} + 1) \mathbf{I}_d \right) \mathbf{r}^t = \mathbf{e}_3^t + \xi_t (\delta \mathbb{E}\{Z\} + 1 - \lambda_1^{M_n}) \hat{\varphi}_1. \quad (5.65)$$

We now prove that, almost surely, for all sufficiently large n , the following lower bound on the norm of the LHS of (5.65) holds:

$$\left\| \left(\mathbf{A}^\top \mathbf{Z} (\mathbf{Z} + \mathbf{I}_n)^{-1} \mathbf{A} - (\delta \mathbb{E}\{Z\} + 1) \mathbf{I}_d \right) \mathbf{r}^t \right\|_2 \geq c_2 \|\mathbf{r}^t\|_2, \quad (5.66)$$

where $c_2 > 0$ is a numerical constant independent of n, t .

As the matrix $\mathbf{A}^\top \mathbf{Z} (\mathbf{Z} + \mathbf{I}_n)^{-1} \mathbf{A} - (\delta \mathbb{E}\{Z\} + 1) \mathbf{I}_d$ is symmetric, it can be written in the form $\mathbf{Q} \mathbf{\Lambda} \mathbf{Q}^\top$, with \mathbf{Q} orthogonal and $\mathbf{\Lambda}$ diagonal. Furthermore, the columns of \mathbf{Q} are the eigenvectors of $\mathbf{A}^\top \mathbf{Z} (\mathbf{Z} + \mathbf{I}_n)^{-1} \mathbf{A} - (\delta \mathbb{E}\{Z\} + 1) \mathbf{I}_d$ and the diagonal entries of $\mathbf{\Lambda}$ are the corresponding eigenvalues. As \mathbf{r}^t is orthogonal to $\hat{\varphi}_1$, we can write

$$\left(\mathbf{A}^\top \mathbf{Z} (\mathbf{Z} + \mathbf{I}_n)^{-1} \mathbf{A} - (\delta \mathbb{E}\{Z\} + 1) \mathbf{I}_d \right) \mathbf{r}^t = \mathbf{Q} \mathbf{\Lambda}' \mathbf{Q}^\top \mathbf{r}^t, \quad (5.67)$$

where $\mathbf{\Lambda}'$ is obtained from $\mathbf{\Lambda}$ by changing the entry corresponding to $\lambda_1^{M_n} - (\delta\mathbb{E}\{Z\} + 1)$ to any other value. For our purposes, it suffices to substitute $\lambda_1^{M_n} - (\delta\mathbb{E}\{Z\} + 1)$ with $\lambda_2^{M_n} - (\delta\mathbb{E}\{Z\} + 1)$. Note that

$$\begin{aligned} \|\mathbf{Q}\mathbf{\Lambda}'\mathbf{Q}^\top \mathbf{r}^t\|_2^2 &\geq \|\mathbf{r}^t\|_2^2 \min_{\mathbf{s}: \|\mathbf{s}\|=1} \|\mathbf{Q}\mathbf{\Lambda}'\mathbf{Q}^\top \mathbf{s}\|_2^2 \\ &= \|\mathbf{r}^t\|_2^2 \min_{\mathbf{s}: \|\mathbf{s}\|=1} \langle \mathbf{s}, \mathbf{Q}(\mathbf{\Lambda}')^2 \mathbf{Q}^\top \mathbf{s} \rangle \\ &= \|\mathbf{r}^t\|_2^2 \lambda_{\min}(\mathbf{Q}(\mathbf{\Lambda}')^2 \mathbf{Q}^\top), \end{aligned} \quad (5.68)$$

where $\lambda_{\min}(\mathbf{Q}(\mathbf{\Lambda}')^2 \mathbf{Q}^\top)$ denotes the smallest eigenvalue of $\mathbf{Q}(\mathbf{\Lambda}')^2 \mathbf{Q}^\top$ and the last equality follows from the variational characterization of the smallest eigenvalue of a symmetric matrix. Note that

$$\lambda_{\min}(\mathbf{Q}(\mathbf{\Lambda}')^2 \mathbf{Q}^\top) = \lambda_{\min}((\mathbf{\Lambda}')^2) = \min_{i \in \{2, \dots, d\}} \left(((\delta\mathbb{E}\{Z\} + 1) - \lambda_i^{M_n})^2 \right). \quad (5.69)$$

By using (5.55), we obtain that, almost surely, for all sufficiently large n ,

$$\min_{i \in \{2, \dots, d\}} \left(((\delta\mathbb{E}\{Z\} + 1) - \lambda_i^{M_n})^2 \right) \geq \left(\frac{c_1}{2} \right)^2. \quad (5.70)$$

By combining (5.67), (5.68), (5.69) and (5.70), we conclude that (5.66) holds.

Recalling that \mathbf{r}^t satisfies (5.65), we will next show that, almost surely,

$$\lim_{t \rightarrow \infty} \lim_{d \rightarrow \infty} \frac{1}{\sqrt{d}} \left\| \mathbf{e}_3^t + \xi_t (\delta\mathbb{E}\{Z\} + 1 - \lambda_1^{M_n}) \hat{\varphi}_1 \right\|_2 = 0. \quad (5.71)$$

Combined with (5.65) and (5.66), this implies that $\lim_{t \rightarrow \infty} \lim_{d \rightarrow \infty} \frac{\|\mathbf{r}^t\|_2}{\sqrt{d}} = 0$ almost surely.

By using the triangle inequality, we have

$$\begin{aligned} \left\| \mathbf{e}_3^t + \xi_t (\delta\mathbb{E}\{Z\} + 1 - \lambda_1^{M_n}) \hat{\varphi}_1 \right\|_2 &\leq \|\mathbf{e}_3^t\|_2 + |\xi_t| \cdot |\delta\mathbb{E}\{Z\} + 1 - \lambda_1^{M_n}| \cdot \|\hat{\varphi}_1\|_2 \\ &\leq \|\mathbf{e}_3^t\|_2 + \|\mathbf{v}^t\|_2 \cdot |\delta\mathbb{E}\{Z\} + 1 - \lambda_1^{M_n}|, \end{aligned} \quad (5.72)$$

where the second inequality uses $\|\hat{\varphi}_1\|_2 = 1$ and that $|\xi_t| = \langle \mathbf{v}^t, \hat{\varphi}_1 \rangle \leq \|\mathbf{v}^t\|_2$.

We can bound the second term on the RHS of (5.72) using the result in Proposition 5.1, applied with the PL(2) test function $\psi(v) = v^2$. Then, almost surely,

$$\lim_{d \rightarrow \infty} \frac{1}{d} \|\mathbf{v}^t\|_2^2 = \mathbb{E}\{V_t^2\} = \beta_t^2. \quad (5.73)$$

Here we used the definitions of V_t and β_t^2 from (5.6) and (5.25). Recalling from (5.44) that $\lim_{t \rightarrow \infty} \beta_t^2 = \frac{1}{8}$, the limit in (5.73) combined with Remark 5.1 and the continuous mapping theorem implies that, almost surely,

$$\lim_{t \rightarrow \infty} \lim_{d \rightarrow \infty} \frac{1}{\sqrt{d}} \|\mathbf{v}^t\|_2 = \frac{1}{\sqrt{8}}. \quad (5.74)$$

Thus, by using (5.54), we conclude that, almost surely,

$$\lim_{t \rightarrow \infty} \lim_{n \rightarrow \infty} \frac{1}{\sqrt{d}} \|\mathbf{v}^t\|_2 \cdot |\delta\mathbb{E}\{Z\} + 1 - \lambda_1^{M_n}| = 0. \quad (5.75)$$

We now bound the first term on the RHS of (5.72). Recalling the definition of e_3^t in (5.52), an application of the triangle inequality gives

$$\begin{aligned}
\|e_3^t\|_2 &\leq \|e_2^t\|_2 + |1 - \sqrt{\delta}\beta_t| \cdot \left\| \mathbf{A}^\top \mathbf{Z} (\mathbf{Z} + \mathbf{I}_n)^{-1} (\mathbf{Z} + \sqrt{\delta}\beta_t \mathbf{I}_n)^{-1} \mathbf{A} \mathbf{v}^t \right\|_2 \\
&\quad + \delta |\mathbb{E}\{Z\}| \cdot \left| 1 - \frac{1}{\sqrt{\delta}\beta_t} \right| \cdot \|\mathbf{v}^t\|_2 + \left\| \mathbf{A}^\top \mathbf{Z}^2 (\mathbf{Z} + \sqrt{\delta}\beta_t \mathbf{I}_n)^{-1} \mathbf{e}_1^t \right\|_2 \\
&\leq \|e_2^t\|_2 + |1 - \sqrt{\delta}\beta_t| \cdot \left\| \mathbf{A}^\top \mathbf{Z} (\mathbf{Z} + \mathbf{I}_n)^{-1} (\mathbf{Z} + \sqrt{\delta}\beta_t \mathbf{I}_n)^{-1} \mathbf{A} \right\|_{\text{op}} \|\mathbf{v}^t\|_2 \\
&\quad + \delta |\mathbb{E}\{Z\}| \cdot \left| 1 - \frac{1}{\sqrt{\delta}\beta_t} \right| \cdot \|\mathbf{v}^t\|_2 + \left\| \mathbf{A}^\top \mathbf{Z}^2 (\mathbf{Z} + \sqrt{\delta}\beta_t \mathbf{I}_n)^{-1} \right\|_{\text{op}} \|e_1^t\|_2,
\end{aligned} \tag{5.76}$$

where the second inequality follows from the fact that, given a matrix \mathbf{M} and a vector \mathbf{v} , $\|\mathbf{M}\mathbf{v}\|_2 \leq \|\mathbf{M}\|_{\text{op}} \|\mathbf{v}\|_2$.

Let us bound the operator norm of the two matrices appearing in the RHS of (5.76). As the operator norm is sub-multiplicative, we have

$$\begin{aligned}
\left\| \mathbf{A}^\top \mathbf{Z} (\mathbf{Z} + \mathbf{I}_n)^{-1} (\mathbf{Z} + \sqrt{\delta}\beta_t \mathbf{I}_n)^{-1} \mathbf{A} \right\|_{\text{op}} &\leq \|\mathbf{Z}\|_{\text{op}} \left\| (\mathbf{Z} + \mathbf{I}_n)^{-1} \right\|_{\text{op}} \left\| (\mathbf{Z} + \sqrt{\delta}\beta_t \mathbf{I}_n)^{-1} \right\|_{\text{op}} \|\mathbf{A}\|_{\text{op}}^2, \\
\left\| \mathbf{A}^\top \mathbf{Z}^2 (\mathbf{Z} + \sqrt{\delta}\beta_t \mathbf{I}_n)^{-1} \right\|_{\text{op}} &\leq \|\mathbf{Z}\|_{\text{op}}^2 \left\| (\mathbf{Z} + \sqrt{\delta}\beta_t \mathbf{I}_n)^{-1} \right\|_{\text{op}} \|\mathbf{A}\|_{\text{op}}^2.
\end{aligned} \tag{5.77}$$

As Z is bounded, the operator norm of \mathbf{Z} is upper bounded by a numerical constant (independent of n, t). The operator norm of $(\mathbf{Z} + \mathbf{I}_n)^{-1}$ and $(\mathbf{Z} + \sqrt{\delta}\beta_t \mathbf{I}_n)^{-1}$ is also upper bounded by a numerical constant (independent of n, t). Indeed, from (5.44) $\beta_t \rightarrow 1/\sqrt{\delta}$ as $t \rightarrow \infty$, and the support of Z does not contain points arbitrarily close to -1 . We also have that, almost surely, for all sufficiently large n , the operator norm of \mathbf{A} is upper bounded by a constant (independent of n, t). As a result, we deduce that, almost surely, for all sufficiently large n, t ,

$$\begin{aligned}
\left\| \mathbf{A}^\top \mathbf{Z} (\mathbf{Z} + \mathbf{I}_n)^{-1} (\mathbf{Z} + \sqrt{\delta}\beta_t \mathbf{I}_n)^{-1} \mathbf{A} \right\|_{\text{op}} &\leq C, \\
\left\| \mathbf{A}^\top \mathbf{Z}^2 (\mathbf{Z} + \sqrt{\delta}\beta_t \mathbf{I}_n)^{-1} \right\|_{\text{op}} &\leq C,
\end{aligned} \tag{5.78}$$

where C is a numerical constant (independent of n, t). Furthermore, by Lemma 5.3, the following limits hold almost surely:

$$\begin{aligned}
\lim_{t \rightarrow \infty} \lim_{n \rightarrow \infty} \frac{1}{\sqrt{n}} \|e_1^t\|_2 &= 0, \\
\lim_{t \rightarrow \infty} \lim_{n \rightarrow \infty} \frac{1}{\sqrt{d}} \|e_2^t\|_2 &= 0.
\end{aligned} \tag{5.79}$$

By combining (5.44), (5.74), (5.78) and (5.79), we obtain that, almost surely, each of the terms in the RHS of (5.76) vanishes when scaled by the factor $1/\sqrt{n}$, as $t, n \rightarrow \infty$. As a result, almost surely,

$$\lim_{t \rightarrow \infty} \lim_{d \rightarrow \infty} \frac{1}{\sqrt{d}} \|e_3^t\|_2 = 0. \tag{5.80}$$

By combining (5.72), (5.75) and (5.80), we conclude that, almost surely, (5.71) holds.

Recall that \mathbf{r}^t satisfies (5.65). Thus, by combining the lower bound in (5.66) with the almost sure limit in (5.71), we obtain that, almost surely,

$$\lim_{t \rightarrow \infty} \lim_{d \rightarrow \infty} \frac{1}{\sqrt{d}} \|\mathbf{r}^t\|_2 = 0. \quad (5.81)$$

Recalling from (5.53) that \mathbf{r}^t is the component of \mathbf{v}^t orthogonal to $\hat{\varphi}_1$, the result in (5.81) implies that \mathbf{v}^t tends to be aligned with $\hat{\varphi}_1$ in the high-dimensional limit. In formulas, by combining (5.53) with (5.81), we have that, almost surely,

$$\lim_{t \rightarrow \infty} \lim_{n \rightarrow \infty} \frac{1}{\sqrt{n}} \|\mathbf{v}^t - \xi_t \hat{\varphi}_1\|_2 = 0. \quad (5.82)$$

Note that

$$\|\mathbf{v}^t - \xi_t \hat{\varphi}_1\|_2^2 = \|\mathbf{v}^t\|_2^2 - \xi_t^2. \quad (5.83)$$

Thus, by using (5.74), we obtain that, almost surely,

$$\lim_{t \rightarrow \infty} \lim_{n \rightarrow \infty} \frac{1}{\sqrt{d}} |\xi_t| = \frac{1}{\sqrt{\delta}}. \quad (5.84)$$

To obtain the sign of ξ_t , we first observe that, by Proposition 5.1, almost surely,

$$\lim_{d \rightarrow \infty} \frac{1}{d} \langle \mathbf{v}^t, \mathbf{x} \rangle = \mu_{V,t}. \quad (5.85)$$

As $\mu_{V,0} = \alpha > 0$ and $\mathbb{E}\{Z(G^2 - 1)\} = 1/\delta$, the state evolution iteration (5.24) implies that $\mu_{V,t} > 0$ for all $t \geq 0$. Using (5.53) we can write

$$\frac{1}{d} \langle \mathbf{v}^t, \mathbf{x} \rangle = \frac{\xi_t}{\sqrt{d}} \frac{\langle \hat{\varphi}_1, \mathbf{x} \rangle}{\sqrt{d}} + \frac{\langle \mathbf{r}^t, \mathbf{x} \rangle}{d}. \quad (5.86)$$

Recall that by hypothesis, $\langle \hat{\varphi}_1, \mathbf{x} \rangle \geq 0$. Moreover, using (5.81) and Cauchy-Schwarz, we have $\lim_{t \rightarrow \infty} \lim_{d \rightarrow \infty} \frac{\langle \mathbf{r}^t, \mathbf{x} \rangle}{\sqrt{d}} = 0$ almost surely. Thus we deduce that $\lim_{t \rightarrow \infty} \lim_{d \rightarrow \infty} \frac{\xi_t}{\sqrt{d}} = +\frac{1}{\sqrt{\delta}}$ almost surely. Therefore,

$$\lim_{t \rightarrow \infty} \lim_{d \rightarrow \infty} \frac{1}{\sqrt{d}} \|\sqrt{\delta} \mathbf{v}^t - \tilde{\varphi}^{(1)}\|_2 = 0 \quad \text{a.s.}, \quad (5.87)$$

with $\tilde{\varphi}^{(1)} = \sqrt{d} \hat{\varphi}_1$.

At this point, we are ready to prove (5.31). For any PL(k) function $\psi : \mathbb{R}^3 \rightarrow \mathbb{R}$, we have that

$$\begin{aligned} & \left| \frac{1}{d} \sum_{i=1}^d \psi(x_i, \tilde{x}_i^L, \tilde{\varphi}_i^{(1)}) - \frac{1}{d} \sum_{i=1}^d \psi(x_i, \tilde{x}_i^L, \sqrt{\delta} v_i^t) \right| \leq \frac{1}{d} \sum_{i=1}^d \left| \psi(x_i, \tilde{x}_i^L, \tilde{\varphi}_i^{(1)}) - \psi(x_i, \tilde{x}_i^L, \sqrt{\delta} v_i^t) \right| \\ & \leq \frac{C}{d} \sum_{i=1}^d |\tilde{\varphi}_i^{(1)} - \sqrt{\delta} v_i^t| \left[1 + \left((\tilde{\varphi}_i^{(1)})^2 + (\tilde{x}_i^L)^2 + x_i^2 \right)^{(k-1)/2} + \left((\delta (v_i^t)^2 + (\tilde{x}_i^L)^2 + x_i^2) \right)^{(k-1)/2} \right] \\ & \leq \frac{C}{d} \sum_{i=1}^d |\tilde{\varphi}_i^{(1)} - \sqrt{\delta} v_i^t| \left[1 + 3^{\frac{k-1}{2}} \left(|\tilde{\varphi}_i^{(1)}|^{k-1} + |\tilde{x}_i^L|^{k-1} + |x_i|^{k-1} + |\sqrt{\delta} v_i^t|^{k-1} + |\tilde{x}_i^L|^{k-1} + |x_i|^{k-1} \right) \right] \\ & \leq C' \frac{\|\tilde{\varphi}^{(1)} - \sqrt{\delta} \mathbf{v}^t\|_2}{\sqrt{d}} \left[1 + \sum_{i=1}^d \left(\frac{|\tilde{\varphi}_i^{(1)}|^{2(k-1)} + |\tilde{x}_i^L|^{2(k-1)} + |x_i|^{2(k-1)} + |\sqrt{\delta} v_i^t|^{2(k-1)}}{d} \right) \right]^{1/2}, \end{aligned} \quad (5.88)$$

where C, C' are universal constants (which may depend on k but not on d, n). The inequality in the second line above uses $\psi \in \text{PL}(k)$, and the third and fourth lines are obtained via the Hölder and Cauchy-Schwarz inequalities. We now claim that, almost surely,

$$\lim_{d \rightarrow \infty} \sum_{i=1}^d \left(\frac{|\tilde{\varphi}_i^{(1)}|^{2(k-1)} + |\tilde{x}_i^L|^{2(k-1)} + |x_i|^{2(k-1)} + |\sqrt{\delta} v_i^t|^{2(k-1)}}{d} \right) \leq C, \quad (5.89)$$

where, from now on, we will use C to denote a generic positive constant that does not depend on d, n . If (5.89) holds, then by using (5.87) and (5.88), we deduce that, almost surely,

$$\lim_{t \rightarrow \infty} \lim_{d \rightarrow \infty} \left| \frac{1}{d} \sum_{i=1}^d \psi(x_i, \tilde{x}_i^L, \tilde{\varphi}_i^{(1)}) - \frac{1}{d} \sum_{i=1}^d \psi(x_i, \tilde{x}_i^L, \sqrt{\delta} v_i^t) \right| = 0. \quad (5.90)$$

Let us now prove (5.89). First, by assumption **(B1)**, we have that

$$\lim_{d \rightarrow \infty} \frac{1}{d} \sum_i |x_i|^{2(k-1)} \leq C. \quad (5.91)$$

Next, the main technical lemma [JM13, Lemma 2] leading to the state evolution result in Proposition 5.1 implies that, almost surely, for $t \geq 1$,

$$\limsup_{d \rightarrow \infty} \frac{1}{d} \sum_i |v_i^t|^{2(k-1)} \leq C. \quad (5.92)$$

In particular, this follows from [JM13, Lemma 2(e)] (see also [BM11, Lemma 1(e)]). Since $\tilde{\mathbf{x}}^L = \mathbf{v}^1$, we also have that, almost surely,

$$\limsup_{d \rightarrow \infty} \frac{1}{d} \sum_i |\tilde{x}_i^L|^{2(k-1)} \leq C. \quad (5.93)$$

It remains to show that, almost surely,

$$\limsup_{d \rightarrow \infty} \frac{1}{d} \sum_i (\tilde{\varphi}_i^{(1)})^{2(k-1)} \leq C. \quad (5.94)$$

To do so, we use a rotational invariance argument. Let $\mathbf{R} \in \mathbb{R}^{d \times d}$ be an orthogonal matrix such that $\mathbf{R}\mathbf{x} = \mathbf{x}$. Then,

$$\langle \mathbf{x}, \mathbf{a}_i \rangle = \langle \mathbf{R}\mathbf{x}, \mathbf{R}\mathbf{a}_i \rangle = \langle \mathbf{x}, \mathbf{R}\mathbf{a}_i \rangle. \quad (5.95)$$

Consequently, we have that

$$\mathbf{R}\mathbf{A}^\top \mathbf{Z} (\mathbf{Z} + \mathbf{I}_n)^{-1} \mathbf{A} \mathbf{R}^\top \stackrel{d}{=} \mathbf{A}^\top \mathbf{Z} (\mathbf{Z} + \mathbf{I}_n)^{-1} \mathbf{A}, \quad (5.96)$$

which immediately implies that

$$\mathbf{R}\tilde{\boldsymbol{\varphi}}^{(1)} \stackrel{d}{=} \tilde{\boldsymbol{\varphi}}^{(1)}. \quad (5.97)$$

Then, we can decompose $\tilde{\boldsymbol{\varphi}}^{(1)}$ as

$$\tilde{\boldsymbol{\varphi}}^{(1)} = a_d \mathbf{x} + \sqrt{1 - a_d^2} \boldsymbol{\varphi}^\perp, \quad (5.98)$$

where φ^\perp is uniformly distributed over the set of vectors orthogonal to \mathbf{x} with norm \sqrt{d} and

$$\frac{1}{d}\langle \mathbf{x}, \tilde{\varphi}^{(1)} \rangle = a_d. \quad (5.99)$$

Relating the uniform distribution on the sphere to the normal distribution [Ver18, Sec. 3.3.3], we can express φ^\perp as follows:

$$\varphi^\perp = \sqrt{d} \frac{\mathbf{u} - \frac{1}{d}\langle \mathbf{u}, \mathbf{x} \rangle \mathbf{x}}{\left\| \mathbf{u} - \frac{1}{d}\langle \mathbf{u}, \mathbf{x} \rangle \mathbf{x} \right\|_2}, \quad (5.100)$$

where $\mathbf{u} \sim \mathbf{N}(\mathbf{0}_d, \mathbf{I}_d)$ and independent of \mathbf{x} . By the law of large numbers, we have the almost sure limits

$$\lim_{d \rightarrow \infty} \frac{1}{d} \langle \mathbf{u}, \mathbf{x} \rangle = 0, \quad \lim_{d \rightarrow \infty} \frac{1}{d} \left\| \mathbf{u} - \frac{1}{d} \langle \mathbf{u}, \mathbf{x} \rangle \mathbf{x} \right\|_2^2 = 1. \quad (5.101)$$

Thus, by combining (5.98) and (5.100), we conclude that

$$\tilde{\varphi}^{(1)} = c_1 \mathbf{x} + c_2 \mathbf{u}, \quad (5.102)$$

where the coefficients c_1 and c_2 can be bounded by universal constants (independent of n, d) using (5.101). As a result,

$$\frac{1}{d} \sum_i (\tilde{\varphi}_i^{(1)})^{2(k-1)} \leq 2^{2(k-1)} |c_1|^{2(k-1)} \frac{1}{d} \sum_i |x_i|^{2(k-1)} + 2^{2(k-1)} |c_2|^{2(k-1)} \frac{1}{d} \sum_i |u_i|^{2(k-1)}. \quad (5.103)$$

Note that, almost surely,

$$\lim_{d \rightarrow \infty} \frac{1}{d} \sum_i |u_i|^{2(k-1)} = \mathbb{E}\{U^{2(k-1)}\} \leq C, \quad (5.104)$$

where $U \sim \mathbf{N}(0, 1)$. By combining (5.91), (5.103) and (5.104), (5.94) immediately follows. Finally, by combining (5.91), (5.92), (5.93) and (5.94), we deduce that (5.89) holds.

We now use Proposition 5.1 which guarantees that, almost surely,

$$\left| \lim_{d \rightarrow \infty} \frac{1}{d} \sum_{i=1}^d \psi(x_i, \tilde{x}_i^L, \sqrt{\delta} v_i^t) - \mathbb{E}\{\psi(X, \mu_{V,1}X + \sigma_{V,1}W_{V,1}, \sqrt{\delta}(\mu_{V,t}X + \sigma_{V,t}W_{V,t}))\} \right| = 0, \quad t \geq 1. \quad (5.105)$$

To conclude the proof of (5.31), we take the limit $t \rightarrow \infty$ and use Remark 5.1. For this, we will show that

$$\begin{aligned} & \lim_{t \rightarrow \infty} \mathbb{E}\{\psi(X, \mu_{V,1}X + \sigma_{V,1}W_{V,1}, \sqrt{\delta}(\mu_{V,t}X + \sigma_{V,t}W_{V,t}))\} \\ &= \mathbb{E}\{\psi(X, \mu_{V,1}X + \sigma_{V,1}W_{V,1}, \sqrt{\delta}(\tilde{\mu}_V X + \tilde{\sigma}_V W_{V,\infty}))\}, \end{aligned} \quad (5.106)$$

where $(W_{V,1}, W_{V,\infty})$ are zero mean jointly Gaussian random variables with covariance given by (5.32). Using (5.9) and the formulas for g_0 and g_t from (5.17) and (5.19), we have

$$\begin{aligned} \mathbb{E}\{W_{V,1}W_{V,t}\} &= \frac{1}{\sigma_{V,1}\sigma_{V,t}} \mathbb{E}\{\mathcal{T}_L(Y)Z(\mu_{U,t-1}G + \sigma_{U,t-1}W_{U,t-1})\} \\ &= \frac{\mu_{V,t-1}}{\sqrt{\delta}\beta_{t-1}\sigma_{V,1}\sigma_{V,t}} \mathbb{E}\{\mathcal{T}_L(Y)ZG\}. \end{aligned} \quad (5.107)$$

In the second equality above, we used (5.23). Using the expression for $\sigma_{V,1}$ from (5.26) and letting $t \rightarrow \infty$, we have

$$\lim_{t \rightarrow \infty} \mathbb{E}\{W_{V,1}W_{V,t}\} = \frac{\tilde{\mu}_V \mathbb{E}\{\mathcal{T}_L(Y)ZG\}}{\beta \tilde{\sigma}_V \sqrt{\mathbb{E}\{\mathcal{T}_L(Y)^2\}}} = \mathbb{E}\{W_{V,1}W_{V,\infty}\}. \quad (5.108)$$

Therefore, the sequence of zero mean jointly Gaussian pairs $(W_{V,1}, W_{V,t})_{t \geq 1}$ converges in distribution to the jointly Gaussian pair $(W_{V,1}, W_{V,\infty})$, whose covariance is given by (5.32).

To show (5.106), we use Lemma G.1 in Appendix G. We apply this result taking Q_t to be the distribution of

$$(X, \mu_{V,1}X + \sigma_{V,1}W_{V,1}, \mu_{V,t}X + \sigma_{V,t}W_{V,t}).$$

Since $\mu_{V,t} \rightarrow \tilde{\mu}_V$, $\sigma_{V,t} \rightarrow \tilde{\sigma}_V$, the sequence $(Q_t)_{t \geq 2}$ converges weakly to Q , which is the distribution of

$$(X, \mu_{V,1}X + \sigma_{V,1}W_{V,1}, \tilde{\mu}_V X + \tilde{\sigma}_V W_{V,\infty}).$$

In our case, $\psi : \mathbb{R}^3 \rightarrow \mathbb{R}$ is PL(k), and therefore $\psi(a, b, c) \leq C'(1 + |a|^k + |b|^k + |c|^k)$, for all $(a, b, c) \in \mathbb{R}^3$ for some constant C' . Choosing $h(a, b, c) = |a|^k + |b|^k + |c|^k$, we have $\frac{|\psi|}{1+h} \leq C'$. Furthermore, $\int h \, dQ_t$ is a linear combination of $\{\mu_{V,t}, \mu_{V,t}^2, \dots, \mu_{V,t}^k, \sigma_{V,t}, \sigma_{V,t}^2, \dots, \sigma_{V,t}^k\}$, with coefficients that do not depend on t . The integral $\int h \, dQ$ has the same form, except that $\mu_{V,t}, \sigma_{V,t}$ are replaced by $\tilde{\mu}_V, \tilde{\sigma}_V$, respectively. Since $\mu_{V,t} \rightarrow \tilde{\mu}_V$ and $\sigma_{V,t} \rightarrow \tilde{\sigma}_V$, we have that

$$\lim_{t \rightarrow \infty} \int h \, dQ_t = \int h \, dQ.$$

Therefore, by applying Lemma G.1 in Appendix G, we have that

$$\lim_{t \rightarrow \infty} \int \psi \, dQ_t = \int \psi \, dQ,$$

which is equivalent to (5.106). This completes the proof of the lemma.

Acknowledgements

M. Mondelli would like to thank Andrea Montanari for helpful discussions. M. Mondelli was partially supported by the 2019 Lopez-Loreta Prize. C. Thrampoulidis was partially supported by an NSF award CIF-2009030. R. Venkataramanan was partially supported by the Alan Turing Institute under the EPSRC grant EP/N510129/1.

References

- [BB08] Petros T Boufounos and Richard G Baraniuk, *1-bit compressive sensing*, 42nd Annual Conference on Information Sciences and Systems, IEEE, 2008, pp. 16–21.
- [BKM⁺19] Jean Barbier, Florent Krzakala, Nicolas Macris, Léo Miolane, and Lenka Zdeborová, *Optimal errors and phase transitions in high-dimensional generalized linear models*, Proceedings of the National Academy of Sciences **116** (2019), no. 12, 5451–5460.
- [BM11] Mohsen Bayati and Andrea Montanari, *The dynamics of message passing on dense graphs, with applications to compressed sensing*, IEEE Transactions on Information Theory **57** (2011), 764–785.

- [BM12] M. Bayati and A. Montanari, *The LASSO risk for gaussian matrices*, IEEE Transactions on Information Theory **58** (2012), 1997–2017.
- [BMN20] Raphael Berthier, Andrea Montanari, and Phan-Minh Nguyen, *State evolution for approximate message passing with non-separable functions*, Information and Inference **9** (2020), no. 1, 33–79.
- [BR17] Sohail Bahmani and Justin Romberg, *Phase retrieval meets statistical learning theory: A flexible convex relaxation*, International Conference on Artificial Intelligence and Statistics (AISTATS), 2017, pp. 252–260.
- [Bri82] David R Brillinger, *A generalized linear model with Gaussian regressor variables*, A Festschrift For Erich L. Lehmann (1982), 97.
- [CC15] Yuxin Chen and Emmanuel J. Candès, *Solving random quadratic systems of equations is nearly as easy as solving linear systems*, Advances in Neural Information Processing Systems (NIPS), 2015, pp. 739–747.
- [CESV15] Emmanuel J. Candès, Yonina C. Eldar, Thomas Strohmer, and Vladislav Voroninski, *Phase retrieval via matrix completion*, SIAM Review **57** (2015), no. 2, 225–251.
- [CLS15] Emmanuel J. Candès, Xiaodong Li, and Mahdi Soltanolkotabi, *Phase retrieval via Wirtinger flow: Theory and algorithms*, IEEE Transactions on Information Theory **61** (2015), no. 4, 1985–2007.
- [CSV13] Emmanuel J. Candès, Thomas Strohmer, and Vladislav Voroninski, *Phaselift: Exact and stable signal recovery from magnitude measurements via convex programming*, Communications on Pure and Applied Mathematics **66** (2013), no. 8, 1241–1274.
- [DBMM20] Rishabh Dudeja, Milad Bakhshizadeh, Junjie Ma, and Arian Maleki, *Analysis of spectral methods for phase retrieval with random orthogonal matrices*, IEEE Transactions on Information Theory **66** (2020), no. 8, 5182–5203.
- [DH18] Rishabh Dudeja and Daniel Hsu, *Learning single-index models in Gaussian space*, Conference On Learning Theory (COLT), 2018, pp. 1887–1930.
- [DM14] Yash Deshpande and Andrea Montanari, *Information-theoretically optimal sparse PCA*, IEEE International Symposium on Information Theory (ISIT), 2014, pp. 2197–2201.
- [DMM09] David L. Donoho, Arian Maleki, and Andrea Montanari, *Message Passing Algorithms for Compressed Sensing*, Proceedings of the National Academy of Sciences **106** (2009), 18914–18919.
- [DSS11] Lutz Dmbgen, Richard Samworth, and Dominic Schuhmacher, *Approximation by log-concave distributions, with applications to regression*, Annals of Statistics **39** (2011), no. 2, 702–730.
- [DTL18] Oussama Dhifallah, Christos Thrampoulidis, and Yue M Lu, *Phase retrieval via polytope optimization: Geometry, phase transitions, and new algorithms*, [arXiv:1805.09555](https://arxiv.org/abs/1805.09555) (2018).
- [EK12] Yonina C Eldar and Gitta Kutyniok, *Compressed sensing: Theory and applications*, Cambridge University Press, 2012.
- [Fie82] J. R. Fienup, *Phase retrieval algorithms: A comparison*, Applied Optics **21** (1982), no. 15, 2758–2769.
- [Gen17] Martin Genzel, *High-dimensional estimation of structured signals from non-linear observations with general convex loss functions*, IEEE Transactions on Information Theory **63** (2017), no. 3, 1601–1619.
- [GJ19] Martin Genzel and Peter Jung, *Recovering structured data from superimposed non-linear measurements*, IEEE Transactions on Information Theory **66** (2019), no. 1, 453–477.

- [GMW18] Larry Goldstein, Stanislav Minsker, and Xiaohan Wei, *Structured signal recovery from non-linear and heavy-tailed measurements*, IEEE Transactions on Information Theory **64** (2018), no. 8, 5513–5530.
- [GS18] Tom Goldstein and Christoph Studer, *Phasemax: Convex phase retrieval via basis pursuit*, IEEE Transactions on Information Theory **64** (2018), no. 4, 2675–2689.
- [JM13] Adel Javanmard and Andrea Montanari, *State evolution for general approximate message passing algorithms, with applications to spatial coupling*, Information and Inference (2013), 115–144.
- [KKSK11] Sham M Kakade, Varun Kanade, Ohad Shamir, and Adam Kalai, *Efficient learning of generalized linear and single index models with isotonic regression*, Advances in Neural Information Processing Systems (NIPS), 2011, pp. 927–935.
- [KMS⁺12] Florent Krzakala, Marc Mézard, Francois Sausset, Yifan Sun, and Lenka Zdeborová, *Probabilistic reconstruction in compressed sensing: algorithms, phase diagrams, and threshold achieving matrices*, Journal of Statistical Mechanics: Theory and Experiment **2012** (2012), no. 08, P08009.
- [LAL19] Wangyu Luo, Wael Alghamdi, and Yue M. Lu, *Optimal spectral initialization for signal recovery with applications to phase retrieval*, IEEE Transactions on Signal Processing **67** (2019), no. 9, 2347–2356.
- [LBH15] Yann LeCun, Yoshua Bengio, and Geoffrey Hinton, *Deep learning*, Nature **521** (2015), no. 7553, 436–444.
- [LD89] Ker-Chau Li and Naihua Duan, *Regression analysis under link violation*, Annals of Statistics (1989), 1009–1052.
- [Li92] Ker-Chau Li, *On principal Hessian directions for data visualization and dimension reduction: Another application of Stein’s lemma*, Journal of the American Statistical Association **87** (1992), no. 420, 1025–1039.
- [LKZ17] Thibault Lesieur, Florent Krzakala, and Lenka Zdeborová, *Constrained low-rank matrix estimation: Phase transitions, approximate message passing and applications*, Journal of Statistical Mechanics: Theory and Experiment **2017** (2017), no. 7, 073403.
- [LL19] Yue M. Lu and Gen Li, *Phase transitions of spectral initialization for high-dimensional non-convex estimation*, Information and Inference (2019).
- [McC18] Peter McCullagh, *Generalized linear models*, Routledge, 2018.
- [MM19] Marco Mondelli and Andrea Montanari, *Fundamental limits of weak recovery with applications to phase retrieval*, Foundations of Computational Mathematics **19** (2019), 703–773.
- [MV20] Andrea Montanari and Ramji Venkataramanan, *Estimation of low-rank matrices via approximate message passing*, Annals of Statistics, to appear (2020+), [arXiv:1711.01682](https://arxiv.org/abs/1711.01682).
- [NJS13] Praneeth Netrapalli, Prateek Jain, and Sujay Sanghavi, *Phase retrieval using alternating minimization*, Advances in Neural Information Processing Systems (NIPS), 2013, pp. 2796–2804.
- [NLC16] Matey Neykov, Jun S Liu, and Tianxi Cai, *L1-regularized least squares for support recovery of high dimensional single index models with gaussian designs*, The Journal of Machine Learning Research **17** (2016), no. 1, 2976–3012.
- [NW72] John Ashworth Nelder and Robert WM Wedderburn, *Generalized linear models*, Journal of the Royal Statistical Society: Series A (General) **135** (1972), no. 3, 370–384.
- [PV16] Yaniv Plan and Roman Vershynin, *The generalized lasso with non-linear observations*, IEEE Transactions on Information Theory **62** (2016), no. 3, 1528–1537.

- [PVY17] Yaniv Plan, Roman Vershynin, and Elena Yudovina, *High-dimensional estimation with geometric constraints*, Information and Inference **6** (2017), no. 1, 1–40.
- [Ran11] S. Rangan, *Generalized Approximate Message Passing for Estimation with Random Linear Mixing*, IEEE International Symposium on Information Theory (ISIT), 2011.
- [RFG09] S. Rangan, A. K. Fletcher, and V. K. Goyal, *Asymptotic Analysis of MAP Estimation via the Replica Method and Applications to Compressed Sensing*, Advances in Neural Information Processing Systems (NIPS), 2009.
- [RG01] Sundeep Rangan and Vivek K. Goyal, *Recursive consistent estimation with bounded noise*, IEEE Transactions on Information Theory **47** (2001), no. 1, 457–464.
- [RV18] Cynthia Rush and Ramji Venkataramanan, *Finite sample analysis of approximate message passing algorithms*, IEEE Transactions on Information Theory **64** (2018), no. 11, 7264–7286.
- [SC19] Pragma Sur and Emmanuel J Candès, *A modern maximum-likelihood theory for high-dimensional logistic regression*, Proceedings of the National Academy of Sciences **116** (2019), no. 29, 14516–14525.
- [SEC+15] Yoav Shechtman, Yonina C. Eldar, Oren Cohen, Henry N. Chapman, Jianwei Miao, and Mordechai Segev, *Phase retrieval with application to optical imaging: a contemporary overview*, IEEE Signal Processing Magazine **32** (2015), no. 3, 87–109.
- [SR14] Philip Schniter and Sundeep Rangan, *Compressive phase retrieval via generalized approximate message passing*, IEEE Transactions on Signal Processing **63** (2014), no. 4, 1043–1055.
- [TAH15] Christos Thrampoulidis, Ehsan Abbasi, and Babak Hassibi, *Lasso with non-linear measurements is equivalent to one with linear measurements*, Advances in Neural Information Processing Systems (NIPS), 2015, pp. 3420–3428.
- [TR19] Christos Thrampoulidis and Ankit Singh Rawat, *Lifting high-dimensional non-linear models with Gaussian regressors*, International Conference on Artificial Intelligence and Statistics (AISTATS), 2019, pp. 3206–3215.
- [UE88] Michael Unser and Murray Eden, *Maximum likelihood estimation of linear signal parameters for Poisson processes*, IEEE Transactions on Acoustics, Speech, and Signal Processing **36** (1988), no. 6, 942–945.
- [Ver18] Roman Vershynin, *High-dimensional probability: An introduction with applications in data science*, vol. 47, Cambridge University Press, 2018.
- [Vil08] Cédric Villani, *Optimal transport: Old and new*, vol. 338, Springer Science & Business Media, 2008.
- [WdM15] Irène Waldspurger, Alexandre d’Aspremont, and Stéphane Mallat, *Phase recovery, maxcut and complex semidefinite programming*, Mathematical Programming **149** (2015), no. 1-2, 47–81.
- [Wei15] Ke Wei, *Solving systems of phaseless equations via Kaczmarz methods: A proof of concept study*, Inverse Problems **31** (2015), no. 12.
- [YLSV12] Feng Yang, Yue M. Lu, Luciano Sbaiz, and Martin Vetterli, *Bits from photons: Oversampled image acquisition using binary Poisson statistics*, IEEE Transactions on Image Processing **21** (2012), no. 4, 1421–1436.
- [YWCL15] Xinyang Yi, Zhaoran Wang, Constantine Caramanis, and Han Liu, *Optimal linear estimation under unknown nonlinear transform*, Advances in Neural Information Processing Systems (NIPS), 2015, pp. 1549–1557.

A Proof of Lemma 2.1

By rotational invariance of the Gaussian measure, we can assume without loss of generality that $\mathbf{x} = \sqrt{d}\mathbf{e}_1 = [\sqrt{d}, 0, \dots, 0]^\top$. Let us also denote the first column of the matrix \mathbf{A} by $\mathbf{u} \in \mathbb{R}^n$ and the remaining $n \times (d-1)$ sub-matrix by $\tilde{\mathbf{A}}$, i.e., $\mathbf{A} = \begin{bmatrix} \mathbf{u} & \tilde{\mathbf{A}} \end{bmatrix}$. In this notation, each measurement $y_i, i \in [n]$, depends only on the corresponding element u_i of the vector \mathbf{u} . In particular, the random variables $z_i^L = \mathcal{T}(y_i), i \in [n]$, are independent of the sub-matrix $\tilde{\mathbf{A}}$. Furthermore, we may express $\hat{\mathbf{x}}^L$ as follows:

$$\hat{\mathbf{x}}^L = \frac{\sqrt{d}}{n} \begin{bmatrix} \mathbf{u}^\top \mathbf{z}^L \\ \tilde{\mathbf{A}}^\top \mathbf{z}^L \end{bmatrix}.$$

We are now ready to prove (2.7). First, we compute the correlation $\langle \hat{\mathbf{x}}^L, \frac{\mathbf{x}}{\|\mathbf{x}\|_2} \rangle$:

$$\langle \hat{\mathbf{x}}^L, \frac{\mathbf{x}}{\|\mathbf{x}\|_2} \rangle = \frac{1}{n} \sqrt{d} (\mathbf{u}^\top \mathbf{z}^L) = \frac{1}{n} \sum_{i \in [n]} \sqrt{d} u_i z_i^L \xrightarrow{\text{a.s.}} \mathbb{E} \{GZ_L\}, \quad (\text{A.1})$$

where we have that $\sqrt{d}u_i \stackrel{\text{iid}}{\sim} \mathcal{N}(0, 1)$ and the almost sure convergence follows from the law of large numbers.

Second, we compute the norm of the estimator $\|\hat{\mathbf{x}}^L\|_2$:

$$\begin{aligned} \|\hat{\mathbf{x}}^L\|_2^2 &= \frac{d}{n^2} (\mathbf{u}^\top \mathbf{z}^L)^2 + \frac{d}{n^2} \|\tilde{\mathbf{A}}^\top \mathbf{z}^L\|_2^2 \\ &\stackrel{\text{d}}{=} \frac{1}{n^2} \left(\sum_{i \in [n]} \sqrt{d} u_i z_i^L \right)^2 + \frac{1}{n^2} \|\mathbf{z}^L\|_2 \|\mathbf{h}\|_2^2 \xrightarrow{\text{a.s.}} (\mathbb{E} \{GZ_L\})^2 + \frac{\mathbb{E} \{Z_L^2\}}{\delta}, \end{aligned} \quad (\text{A.2})$$

where we have used the following: (i) $\sqrt{d}\tilde{\mathbf{A}}^\top \mathbf{z}^L \stackrel{\text{d}}{=} \|\mathbf{z}^L\|_2 \mathbf{h}$ with $\mathbf{h} \sim \mathcal{N}(0, \mathbf{I}_{d-1})$; (ii) $\|\mathbf{z}^L\|_2^2/n \xrightarrow{\text{a.s.}} \mathbb{E} \{Z_L^2\}$ and $\|\mathbf{h}\|_2^2/n \xrightarrow{\text{a.s.}} 1/\delta$, by the law of large numbers.

Combining the above displays completes the proof of the lemma.

B Proof of Corollary 3.4

Consider $F(\theta) = \frac{\theta\rho_L + \rho_s}{\sqrt{1 + \theta^2 + 2\theta q}}$. It can be checked that

$$F'(\theta) = \frac{(\rho_L - q\rho_s) - \theta(\rho_s - q\rho_L)}{(1 + \theta^2 + 2\theta q)^{3/2}}. \quad (\text{B.1})$$

We consider three cases.

Case 1: $\rho_s = \rho_L q$. Here, F is either strictly increasing or strictly decreasing depending on the sign of $\rho_L - q\rho_s$. But, $q \in (-1, 1)$, thus, $\rho_s < |\rho_L| \implies \text{sign}(\rho_L - q\rho_s) = \text{sign}(\rho_L)$. Thus, F is maximized at $\tilde{\theta} \rightarrow \text{sign}(\rho_L) \cdot \infty$ and approaches the value $|\rho_L|$. Moreover, $F(\theta) \leq |\rho_L|$. To conclude with the desired, notice that if $\rho_s = \rho_L q$, then θ_* and $F(\theta_*)$ defined in the lemma take the values $\theta_* = \text{sign}(\rho_L) \cdot \infty$ and $F(\theta_*) = |\rho_L|$, respectively.

Case 2: $\rho_s > \rho_L q$. Here, it can be readily checked from (B.1) that F is maximized at $\tilde{\theta} := \frac{\rho_L - \rho_s q}{\rho_s - \rho_L q}$. Also, a bit of algebra shows that

$$F(\tilde{\theta}) = \sqrt{\frac{\rho_s^2 + \rho_L^2 - 2q\rho_L\rho_s}{1 - q^2}} = F(\theta_*).$$

Thus, $|F(\theta)|$ is maximized either at $\tilde{\theta}$ or as θ approaches $\pm\infty$. But, $F(\theta_*)^2 - \rho_L^2 = \frac{(\rho_s - q\rho_L)^2}{1 - q^2} > 0 \Rightarrow F(\tilde{\theta}) > |\rho_L|$. Hence, $|F(\theta)|$ is indeed maximized at $\tilde{\theta} = \theta_*$ and attains the value $F(\tilde{\theta}) = F(\theta_*)$.

Case 3: $\rho_s < \rho_L q$. Here, it can be checked from (B.1) that F is minimized at $\tilde{\theta} := \frac{\rho_L - \rho_s q}{\rho_s - \rho_L q}$ and the minimum value is $F(\tilde{\theta}) = -F(\theta_*)$. Moreover, similar to Case 2 above, $F(\theta_*) = |F(\tilde{\theta})| > |\rho_L|$. Thus, again, $|F(\theta)|$ is maximized at θ_* and taking the value $F(\theta_*)$.

This completes the proof of the result.

C Optimization of Preprocessing Functions

In order to state the results in this section, let us define the following functions for $y \in \mathbb{R}$ and $G \sim \mathcal{N}(0, 1)$,

$$\mu_0(y) = \mathbb{E}_G[p_{Y|G}(y | G)], \tag{C.1a}$$

$$\mu_1(y) = \mathbb{E}_G[G \cdot p_{Y|G}(y | G)], \tag{C.1b}$$

$$\mu_2(y) = \mathbb{E}_G[G^2 \cdot p_{Y|G}(y | G)]. \tag{C.1c}$$

Note that the functions μ_0, μ_1 and μ_2 only depend on the conditional distribution $p_{Y|G}(\cdot | G)$. Furthermore, let \mathcal{S} denote the support of the probability measure Y (i.e., the support of $\mu_0(y)$).

C.1 Linear Estimator

In terms of the notation in (C.1), for a preprocessing function $\mathcal{T}_L(y)$, we can write

$$\mathbb{E}\{GZ_L\} = \int_{\mathcal{S}} \mathcal{T}_L(y)\mu_1(y)dy \quad \text{and} \quad \mathbb{E}\{Z_L^2\} = \int_{\mathcal{S}} \mathcal{T}_L^2(y)\mu_0(y)dy.$$

Thus, it follows from (2.7) in Lemma 2.1 that

$$|\rho_L| = \left(1 + \frac{1}{\delta} \frac{\int_{\mathcal{S}} \mathcal{T}_L^2(y)\mu_0(y)dy}{\left(\int_{\mathcal{S}} \mathcal{T}_L(y)\mu_1(y)dy\right)^2} \right)^{-1/2}, \tag{C.2}$$

provided $\int_{\mathcal{S}} \mathcal{T}_L(y)\mu_1(y)dy \neq 0$ and $\mathbb{E}\{|GZ_L|\} < \infty$.

Assume, henceforth, that

$$0 < \int_{\mathcal{S}} \frac{\mu_1^2(y)}{\mu_0(y)} dy < \infty. \tag{C.3}$$

Then, we will show in this section that the optimal preprocessing function for the linear estimator is

$$\mathcal{T}_L^*(y) = \frac{\mu_1(y)}{\mu_0(y)}, \tag{C.4}$$

and the achieved (optimal) normalized correlation is

$$\rho_L^* = \left(1 + \frac{1}{\delta \int_{\mathcal{S}} \frac{\mu_1^2(y)}{\mu_0(y)} dy} \right)^{-1/2}. \quad (\text{C.5})$$

To see this, note from (C.2) that ρ_L^2 is maximized for the choice of \mathcal{T}_L that minimizes the ratio $\int_{\mathcal{S}} \mathcal{T}_L^2(y) \mu_0(y) dy / (\int_{\mathcal{S}} \mathcal{T}_L(y) \mu_1(y) dy)^2$, while ensuring $\int_{\mathcal{S}} \mathcal{T}_L(y) \mu_1(y) dy \neq 0$. Furthermore, by using the Cauchy-Schwarz inequality, we obtain:

$$\left(\int_{\mathcal{S}} \mathcal{T}_L(y) \mu_1(y) dy \right)^2 = \left(\int_{\mathcal{S}} \mathcal{T}_L(y) \sqrt{\mu_0(y)} \frac{\mu_1(y)}{\sqrt{\mu_0(y)}} dy \right)^2 \leq \left(\int_{\mathcal{S}} \mathcal{T}_L^2(y) \mu_0(y) dy \right) \left(\int_{\mathcal{S}} \frac{\mu_1^2(y)}{\mu_0(y)} dy \right). \quad (\text{C.6})$$

Rearranging the above and substituting in the expression for $|\rho_L|$ from (C.2) yields $\rho_L^2 \leq (\rho_L^*)^2$, with equality achieved if and only if $\mathcal{T}_L(y) = c \cdot \frac{\mu_1(y)}{\mu_0(y)}$, $\forall y \in \mathbb{R}$ and some constant $c > 0$. Clearly, the correlation performance of $\hat{\mathbf{x}}^L$ is insensitive to scaling \mathcal{T}_L by a constant. Thus, we can choose $c = 1$ to arrive at (C.4). To complete the proof of the claim, note that for the choice in (C.4):

$$\int_{\mathcal{S}} \mathcal{T}_L^*(y) \mu_1(y) dy = \int_{\mathcal{S}} \frac{\mu_1^2(y)}{\mu_0(y)} dy > 0,$$

and

$$\mathbb{E}\{|GZ_L|\} \leq \sqrt{\mathbb{E}\{G^2\}} \left(\int_{\mathcal{S}} (\mathcal{T}_L^*(y))^2 \mu_0(y) dy \right)^{1/2} = \sqrt{\mathbb{E}\{G^2\}} \left(\int_{\mathcal{S}} \frac{\mu_1^2(y)}{\mu_0(y)} dy \right)^{1/2} < \infty,$$

where the last inequalities in the above lines follow from (C.3).

As a final note, observe that the optimal \mathcal{T}_L^* does *not* depend on the sampling ratio δ .

C.2 Spectral Estimator

The optimal preprocessing function for the spectral estimator is derived in [LAL19]. For ease of reference, we present here their result in the special case where $\inf_y \frac{\mu_2(y)}{\mu_0(y)} > 0$. If this condition does not hold, the idea is to construct a sequence of approximations of the optimal preprocessing function (we refer the reader to [LAL19] for the details).

Assume $\delta \geq \delta^*$, where

$$\delta^* := \left(\int_{\mathcal{S}} \frac{(\mu_2(y) - \mu_0(y))^2}{\mu_0(y)} dy \right)^{-1} \quad (\text{C.7})$$

is the threshold for weak recovery of the spectral estimator [MM19]. For a preprocessing function $\mathcal{T}_s(y)$, we have from Lemma 2.2 that

$$\rho_s = \left(1 + \frac{\int_{\mathcal{S}} \left(\frac{\mathcal{T}_s(y)}{\lambda_\delta^* - \mathcal{T}_s(y)} \right)^2 \mu_2(y) dy}{\frac{1}{\delta} - \int_{\mathcal{S}} \left(\frac{\mathcal{T}_s(y)}{\lambda_\delta^* - \mathcal{T}_s(y)} \right)^2 \mu_0(y) dy} \right)^{-1/2},$$

where λ_δ^* is the unique solution to the following equation for $\lambda \geq \tau$:

$$\int_{\mathcal{S}} \frac{\mathcal{T}_s(y)}{\lambda - \mathcal{T}_s(y)} (\mu_2(y) - \mu_0(y)) dy = \frac{1}{\delta}, \quad (\text{C.8})$$

and also (cf. $\psi'_\delta(\lambda_\delta^*) \geq 0$),

$$\int_{\mathcal{S}} \left(\frac{\mathcal{T}_s(y)}{\lambda_\delta^* - \mathcal{T}_s(y)} \right)^2 \mu_0(y) dy \leq \frac{1}{\delta}. \quad (\text{C.9})$$

Using this characterization, [LAL19] shows that, the optimal preprocessing function for the spectral estimator is

$$\mathcal{T}_s^*(y) = 1 - \frac{\mu_0(y)}{\mu_2(y)}, \quad (\text{C.10})$$

and the achieved (optimal) normalized correlation is

$$\rho_s^* = (1 + \beta_\delta)^{-1/2}, \quad \text{where } \int_{\mathcal{S}} \frac{(\mu_2(y) - \mu_0(y))^2}{\mu_0(y) + \mu_2(y)/\beta_\delta} dy = \frac{1}{\delta}. \quad (\text{C.11})$$

As for the linear estimator, the optimal function \mathcal{T}_s^* does *not* depend on the sampling ratio δ .

C.3 Spectral vs Linear

As mentioned in the introduction, there is no clear winner between the linear and the spectral estimator: the superiority of one method over the other depends on the measurement model and on the sampling ratio. Here, we fix the measurement model (i.e., the stochastic output function $p_{Y|G}(\cdot | \langle \mathbf{x}, \mathbf{a}_i \rangle)$) and we present an analytic condition that determines which method is superior for any given $\delta > 0$ after optimizing both in terms of the preprocessing function.

Lemma C.1. *Assume that $\inf_y \frac{\mu_2(y)}{\mu_0(y)} > 0$ and (C.3) hold. Consider the function $h : \mathbb{R}_+ \rightarrow \mathbb{R}_+$,*

$$h(t) := \int_{\mathcal{S}} \frac{(\mu_2(y) - \mu_0(y))^2}{\mu_0(y) + \mu_2(y)/t} dy, \quad (\text{C.12})$$

and let $\gamma_\delta := \left(\delta \int_{\mathcal{S}} \frac{\mu_1^2(y)}{\mu_0(y)} dy \right)^{-1}$. Then, the following holds:

$$\delta \cdot h(\gamma_\delta) \leq 1 \implies \rho_s^* \leq \rho_L^*, \quad (\text{C.13})$$

where ρ_L^* and ρ_s^* are defined in (C.5) and (C.11), and denote the optimal normalized correlation for the linear and the spectral estimator, respectively.

Proof. It can be checked by direct differentiation and the fact that $\mu_2(y) > 0$, that $h(\cdot)$ is strictly increasing. Thus, from (C.11), we find that $h(\gamma_\delta) \leq 1/\delta \implies \beta_\delta \geq \gamma_\delta$. To conclude the proof, note from (C.5) and (C.11) that $\rho_L^* = u(\gamma_\delta)$ and $\rho_s^* = u(\beta_\delta)$, respectively, where we define $u(t) = (1+t)^{-1/2}$ and $u(\cdot)$ is strictly decreasing. \square

C.4 Combined Estimator

In the previous sections of Appendix C, we have discussed how to optimally choose \mathcal{T}_L and \mathcal{T}_s to maximize the correlation of the linear and spectral estimators. This was possible thanks to the asymptotic characterizations in Lemmas 2.1 and 2.2. Theorem 2 opens up the possibility to optimally choose \mathcal{T}_L and \mathcal{T}_s to maximize the correlation achieved by the Bayes-optimal combination $F_*(\mathbf{x}^L, \mathbf{x}^s)$. Here, we focus on the special case in which the signal prior is Gaussian and, hence, $F_*(\mathbf{x}^L, \mathbf{x}^s)$ is a linear combination of \mathbf{x}^L and \mathbf{x}^s , see Corollary 3.4. In the rest of this section, we formalize the problem of (optimally) choosing the functions \mathcal{T}_L and \mathcal{T}_s .

To begin, note from (3.21) that $q = \rho_L \cdot \rho_s \cdot s$, where we define

$$s := \frac{\int_{\mathcal{S}} \frac{\mathcal{T}_L(y)\mu_1(y)}{1 - \frac{1}{\lambda_s^*} \mathcal{T}_s(y)} dy}{\int_{\mathcal{S}} \mathcal{T}_L(y)\mu_1(y) dy}. \quad (\text{C.14})$$

Furthermore, by using (C.14) in (3.23), we can express the achieved correlation $F(\theta_*)$ of $\hat{\mathbf{x}}^c(\theta_*)$ as follows

$$F^2(\theta_*) = \frac{\rho_s^2 + \rho_L^2 - 2\rho_s^2\rho_L^2 s}{1 - \rho_s^2\rho_L^2 s^2} = \frac{\frac{1}{\rho_s^2} + \frac{1}{\rho_L^2} - 2s}{\frac{1}{\rho_s^2\rho_L^2} - s^2} \quad (\text{C.15})$$

$$= \frac{2 - 2s + \frac{1}{\delta} \frac{\int_{\mathcal{S}} \mathcal{T}_L^2 \mu_0}{(\int_{\mathcal{S}} \mathcal{T}_L \mu_1)^2} + \frac{\int_{\mathcal{S}} \left(\frac{\tilde{\mathcal{T}}_s}{1 - \tilde{\mathcal{T}}_s}\right)^2 \mu_2}{\frac{1}{\delta} - \int_{\mathcal{S}} \left(\frac{\tilde{\mathcal{T}}_s}{1 - \tilde{\mathcal{T}}_s}\right)^2 \mu_0}}{\left(1 + \frac{1}{\delta} \frac{\int_{\mathcal{S}} \mathcal{T}_L^2 \mu_0}{(\int_{\mathcal{S}} \mathcal{T}_L \mu_1)^2}\right) \left(1 + \frac{\int_{\mathcal{S}} \left(\frac{\tilde{\mathcal{T}}_s}{1 - \tilde{\mathcal{T}}_s}\right)^2 \mu_2}{\frac{1}{\delta} - \int_{\mathcal{S}} \left(\frac{\tilde{\mathcal{T}}_s}{1 - \tilde{\mathcal{T}}_s}\right)^2 \mu_0}\right) - s^2}, \quad (\text{C.16})$$

where we have denoted $\tilde{\mathcal{T}}(y) := \frac{1}{\lambda_s^*} \mathcal{T}(y)$ and all integrals are over y (not explicitly written for brevity). Thus, the problem of choosing \mathcal{T}_L and \mathcal{T}_s can be reformulated as follows:

$$\begin{aligned} & \max_{\gamma, \mathcal{T}_L, \tilde{\mathcal{T}}_s} \gamma \\ & \text{s.t.} \quad (\text{C.16}) \geq \gamma \\ & \int_{\mathcal{S}} \frac{\tilde{\mathcal{T}}_s(y)}{1 - \tilde{\mathcal{T}}_s(y)} (\mu_2(y) - \mu_0(y)) dy = \frac{1}{\delta} \\ & \int_{\mathcal{S}} \left(\frac{\tilde{\mathcal{T}}_s(y)}{1 - \tilde{\mathcal{T}}_s(y)}\right)^2 \mu_0(y) dy \leq \frac{1}{\delta} \\ & \int_{\mathcal{S}} \mathcal{T}_L(y)\mu_1(y) dy > 0. \end{aligned}$$

The second and the third constraints above follow from (C.8) and (C.9), respectively. These further guarantee that $\rho_s > 0$ (so division in (C.15) is allowed). Similarly, the last constraint on \mathcal{T}_L ensures that $\rho_L^2 > 0$.

Though concrete, the formulation above is a difficult function optimization problem. Solving this goes beyond the scope of this paper, but it may be an interesting future direction. Another related question is whether the solution to this problem coincides (or not) with the ‘‘individually’’ optimal choices in (C.4) and (C.10), respectively.

D Example: Bayes-optimal Combination for Binary Prior

In this section, we evaluate explicitly the Bayes-optimal estimator $F_*(x_L, x_s) = \mathbb{E}\{X | X_L = x_L, X_s = x_s\}$ in (3.7) for the case where $X \in \{1, -1\}$ with $P_X(1) = \mathfrak{p}$ and $P_X(-1) = 1 - \mathfrak{p}$.

Using this prior, we obtain

$$\begin{aligned} F_*(x_L, x_s) &= \mathbb{E}\{X | X_L = x_L, X_s = x_s\} = \mathbb{E}\{X | \rho_L X + W_L = x_L, \rho_s X + W_s = x_s\} \\ &= 2\mathbb{P}(X = 1 | \rho_L X + W_L = x_L, \rho_s X + W_s = x_s) - 1 \\ &= \frac{2}{1 + \frac{1-\mathfrak{p}}{\mathfrak{p}} \frac{p_{W_L, W_s}(x_L + \rho_L, x_s + \rho_s)}{p_{W_L, W_s}(x_L - \rho_L, x_s - \rho_s)}} - 1, \end{aligned} \quad (\text{D.1})$$

where the last line follows by Bayes rule and simple algebra. Here, p_{W_L, W_s} denotes the joint density of (W_L, W_s) as predicted by Theorem 1, i.e.,

$$p_{W_L, W_s}(w_L, w_s) = \frac{1}{C} \exp\left(-\frac{1}{2} \begin{bmatrix} w_L & w_s \end{bmatrix} \Sigma^{-1} \begin{bmatrix} w_L \\ w_s \end{bmatrix}\right), \quad (\text{D.2})$$

where $\Sigma = \begin{bmatrix} 1 - \rho_L^2 & q - \rho_L \rho_s \\ q - \rho_L \rho_s & 1 - \rho_s^2 \end{bmatrix}$, and C is a constant that is irrelevant for our purpose as it cancels in (D.1). Using (D.2) in (D.1) gives an explicit expression for $F_*(x_L, x_s)$.

In Section 4.2, we numerically implement the optimal combined estimator for various measurement models. Specifically, we use the linear and spectral estimators \mathbf{x}^L and \mathbf{x}^S to form the combined estimator

$$\hat{\mathbf{x}}^{\text{mmse}} = F_*(\mathbf{x}^L, \mathbf{x}^S),$$

where F_* acts element-wise on the entries of its arguments as specified in (D.1). The asymptotic correlation of the estimator $\hat{\mathbf{x}}^{\text{mmse}}$ is given by Theorem 2 as follows: $\rho_* = \frac{|\mathbb{E}\{X \cdot F_*(X_L, X_s)\}|}{\sqrt{\mathbb{E}\{F_*^2(X_L, X_s)\}}}$ (see (3.12)). Equipped with the explicit expression for $F_*(X_L, X_s)$ in (D.1), we can compute ρ_* using Monte Carlo averaging over realizations of the triplet (X, X_L, X_s) .

E Proof of Lemma 5.2

Take $t \rightarrow \infty$ in (5.24), and let $\mu_V = \lim_{t \rightarrow \infty} \mu_{V,t}$, $\sigma_V^2 = \lim_{t \rightarrow \infty} \sigma_{V,t}^2$, $\beta^2 = \sigma_V^2 + \mu_V^2$. Then, by solving these equations, we obtain two solutions for the pair (μ_V^2, σ_V^2) : one solution gives the fixed point FP_0 ; and the other solution gives FP_1 and FP_2 . Note that the fixed points FP_1 and FP_2 exist only when $\tilde{\beta}^2 > \mathbb{E}\{Z^2\}$. From (5.28), this is equivalent to $\delta > \frac{\mathbb{E}\{Z^2\}}{(\mathbb{E}\{ZG^2\} - \mathbb{E}\{Z\})^2}$, which is the condition in the statement of the lemma.

Let us define

$$\gamma_t^2 \equiv \frac{\mu_{V,t}^2}{\sigma_{V,t}^2}.$$

Using this definition, the two equations in (5.24) can be combined to obtain the following recursion in γ_t^2 :

$$\gamma_{t+1}^2 = \frac{\delta(\mathbb{E}\{ZG^2\} - \mathbb{E}\{Z\})^2}{\mathbb{E}\{Z^2G^2\} + \mathbb{E}\{Z^2\}/\gamma_t^2}. \quad (\text{E.1})$$

Note that $\mathbb{E}\{Z^2\} > 0$. In fact, if $\mathbb{E}\{Z^2\} = 0$, then $\mathbb{P}(Z = 0) = 1$ and the condition $\mathbb{E}\{Z(G^2 - 1)\} > 0$ cannot hold. Thus, the two fixed points of this recursion are $\gamma_{\tilde{\text{FP}}_0}^2 = 0$, and

$$\gamma_{\tilde{\text{FP}}_{12}}^2 = \frac{\delta(\mathbb{E}\{ZG^2\} - \mathbb{E}\{Z\})^2 - \mathbb{E}\{Z^2\}}{\mathbb{E}\{Z^2G^2\}} = \frac{\tilde{\beta}^2 - \mathbb{E}\{Z^2\}}{\mathbb{E}\{Z^2G^2\}} = \frac{\tilde{\mu}_V^2}{\tilde{\sigma}_V^2}. \quad (\text{E.2})$$

As discussed above, the fixed point $\gamma_{\tilde{\text{FP}}_{12}}^2$ exists when $\delta > \frac{\mathbb{E}\{Z^2\}}{(\mathbb{E}\{ZG^2\} - \mathbb{E}\{Z\})^2}$. The recursion can be written as $\gamma_{t+1}^2 = f(\gamma_t^2)$, where

$$f(x) = \frac{\delta(\mathbb{E}\{ZG^2\} - \mathbb{E}\{Z\})^2}{\mathbb{E}\{Z^2G^2\} + \mathbb{E}\{Z^2\}/x}.$$

The derivative of f is given by

$$f'(x) = \frac{\delta(\mathbb{E}\{ZG^2\} - \mathbb{E}\{Z\})^2 \mathbb{E}\{Z^2\}}{(\mathbb{E}\{Z^2\} + x \mathbb{E}\{Z^2G^2\})^2}. \quad (\text{E.3})$$

We now argue that, whenever $\gamma_1^2 = \frac{\mu_{V,1}^2}{\sigma_{V,1}^2}$ is strictly positive, the recursion $\gamma_{t+1}^2 = f(\gamma_t^2)$ converges to $\gamma_{\tilde{\text{FP}}_{12}}^2$. We will separately consider the two cases $\gamma_1^2 < \gamma_{\tilde{\text{FP}}_{12}}^2$ and $\gamma_1^2 > \gamma_{\tilde{\text{FP}}_{12}}^2$.

We consider first the case $\gamma_1^2 < \gamma_{\tilde{\text{FP}}_{12}}^2$. Since $f'(x) > 0$, the function $f(x)$ is strictly increasing for $x \geq 0$. Therefore, if for any $t \geq 0$ we have $\gamma_t^2 < \gamma_{\tilde{\text{FP}}_{12}}^2$, then $\gamma_{t+1}^2 = f(\gamma_t^2) < f(\gamma_{\tilde{\text{FP}}_{12}}^2) = \gamma_{\tilde{\text{FP}}_{12}}^2$. Next, we argue that $f(x) > x$ for $0 < x < \gamma_{\tilde{\text{FP}}_{12}}^2$. To show this claim, we first note that $f'(0) > 1$ since $\delta > \frac{\mathbb{E}\{Z^2\}}{(\mathbb{E}\{ZG^2\} - \mathbb{E}\{Z\})^2}$. Thus, $f(x) > x$ for x sufficiently close to 0. If $f(\gamma') \leq \gamma'$ for some $0 < \gamma' < \gamma_{\tilde{\text{FP}}_{12}}^2$, then there exists a fixed point between 0 and γ' , as $f(x)$ is continuous. However, this is not possible since $\gamma' < \gamma_{\tilde{\text{FP}}_{12}}^2$ and $\gamma_{\tilde{\text{FP}}_{12}}^2$ is the unique fixed point > 0 . As a result, $f(x) > x$ for $0 < x < \gamma_{\tilde{\text{FP}}_{12}}^2$. Hence, if $\gamma_1^2 < \gamma_{\tilde{\text{FP}}_{12}}^2$, then the sequence $(\gamma_t^2)_{t \geq 1}$ is strictly increasing and bounded above by $\gamma_{\tilde{\text{FP}}_{12}}^2$. Furthermore, by using the uniqueness of the fixed point, one obtains that its supremum is $\gamma_{\tilde{\text{FP}}_{12}}^2$. Therefore, the sequence $(\gamma_t^2)_{t \geq 1}$ converges to $\gamma_{\tilde{\text{FP}}_{12}}^2$.

Next, consider the case $\gamma_1^2 > \gamma_{\tilde{\text{FP}}_{12}}^2$. We observe that

$$f'(\gamma_{\tilde{\text{FP}}_{12}}^2) = \frac{\mathbb{E}\{Z^2\}}{\delta(\mathbb{E}\{ZG^2\} - \mathbb{E}\{Z\})^2} < 1 \quad (\text{E.4})$$

since $\delta > \frac{\mathbb{E}\{Z^2\}}{(\mathbb{E}\{ZG^2\} - \mathbb{E}\{Z\})^2}$. From (E.3), we see that $f'(x)$ is strictly decreasing for $x > 0$, hence $f'(x) < 1$ for $x \geq \gamma_{\tilde{\text{FP}}_{12}}^2$. Therefore, by the Banach fixed point theorem, the iteration (E.1) converges to $\gamma_{\tilde{\text{FP}}_{12}}^2$ whenever $\gamma_1^2 \geq \gamma_{\tilde{\text{FP}}_{12}}^2$.

Finally, we observe from (5.24) that:

$$\mu_{V,t+1}^2 = \delta(\mathbb{E}\{Z(G^2 - 1)\})^2 \frac{\gamma_t^2}{1 + \gamma_t^2}, \quad \sigma_{V,t+1}^2 = \frac{\gamma_t^2}{1 + \gamma_t^2} \mathbb{E}\{Z^2G^2\} + \frac{1}{1 + \gamma_t^2} \mathbb{E}\{Z^2\}. \quad (\text{E.5})$$

Thus, for any initialization such that $\gamma_1^2 > 0$,

$$\begin{aligned} \lim_{t \rightarrow \infty} \mu_{V,t+1}^2 &= \delta(\mathbb{E}\{Z(G^2 - 1)\})^2 \frac{\gamma_{\tilde{\text{FP}}_{12}}^2}{1 + \gamma_{\tilde{\text{FP}}_{12}}^2} = \tilde{\mu}_V^2, \\ \lim_{t \rightarrow \infty} \sigma_{V,t+1}^2 &= \frac{\gamma_{\tilde{\text{FP}}_{12}}^2}{1 + \gamma_{\tilde{\text{FP}}_{12}}^2} \mathbb{E}\{Z^2G^2\} + \frac{1}{1 + \gamma_{\tilde{\text{FP}}_{12}}^2} \mathbb{E}\{Z^2\} = \tilde{\sigma}_V^2, \end{aligned} \quad (\text{E.6})$$

where we have used the expression for $\gamma_{\text{FP}_2}^2$ from (E.2). Note that both fixed points FP_1 and FP_2 correspond to the same $(\tilde{\mu}_V^2, \tilde{\sigma}_V^2)$. The assumption that $\mathbb{E}\{Z(G^2 - 1)\} > 0$ ensures that the sign of $\mu_{V,t+1}$ in (5.24) remains unchanged and hence the iteration converges to either FP_1 or FP_2 depending on the sign of $\mu_{V,1}$.

F Proof of Lemma 5.3

We first consider a fixed $t \geq 2$ and write

$$\frac{1}{n} \|\mathbf{u}^t - \mathbf{u}^{t-1}\|^2 = \frac{\|\mathbf{u}^t\|^2}{n} + \frac{\|\mathbf{u}^{t-1}\|^2}{n} - 2 \frac{\langle \mathbf{u}^t, \mathbf{u}^{t-1} \rangle}{n}. \quad (\text{F.1})$$

Applying Proposition 5.1 with the PL(2) functions $\psi(a) = a^2$ (for the first two terms) and $\psi(a, b) = ab$ (for the last term), we obtain

$$\begin{aligned} \lim_{n \rightarrow \infty} \frac{1}{n} \|\mathbf{u}^t - \mathbf{u}^{t-1}\|^2 &\stackrel{\text{a.s.}}{=} \mathbb{E} \left\{ (\mu_{U,t}G + \sigma_{U,t}W_{U,t})^2 \right\} + \mathbb{E} \left\{ (\mu_{U,t-1}G + \sigma_{U,t-1}W_{U,t-1})^2 \right\} \\ &\quad - 2\mathbb{E} \left\{ (\mu_{U,t}G + \sigma_{U,t}W_{U,t})(\mu_{U,t-1}G + \sigma_{U,t-1}W_{U,t-1}) \right\} \\ &= \mu_{U,t}^2 + \sigma_{U,t}^2 + \mu_{U,t-1}^2 + \sigma_{U,t-1}^2 - 2\mu_{U,t}\mu_{U,t-1} - 2\sigma_{U,t}\sigma_{U,t-1}\mathbb{E}\{W_{U,t-1}W_{U,t}\}. \end{aligned} \quad (\text{F.2})$$

Similarly, we have for any $t \geq 1$

$$\lim_{d \rightarrow \infty} \frac{1}{d} \|\mathbf{v}^{t+1} - \mathbf{v}^t\|^2 \stackrel{\text{a.s.}}{=} \mu_{V,t+1}^2 + \sigma_{V,t+1}^2 + \mu_{V,t}^2 + \sigma_{V,t}^2 - 2\mu_{V,t}\mu_{V,t+1} - 2\sigma_{V,t+1}\sigma_{V,t}\mathbb{E}\{W_{V,t+1}W_{V,t}\}. \quad (\text{F.3})$$

Since $|\mathbb{E}\{\mathcal{T}_L(Y)G\}| > 0$, the initialization $\mu_{V,1}$ of the state evolution recursion in (5.26) is strictly non-zero. Therefore Lemma 5.2 guarantees that the state evolution recursion (5.23)-(5.24) converges to either the fixed point FP_1 or to FP_2 depending on the sign of $\mu_{V,1}$. Without loss of generality assume that $\mu_{V,1} > 0$, so that the recursion converges to FP_1 . (The argument for $\mu_{V,1} < 0$ is identical.)

$$\lim_{t \rightarrow \infty} \mu_{V,t} = \tilde{\mu}_V, \quad \lim_{t \rightarrow \infty} \sigma_{V,t}^2 = \tilde{\sigma}_V^2, \quad \lim_{t \rightarrow \infty} \mu_{U,t} = \frac{\tilde{\mu}_V}{\sqrt{\delta\tilde{\beta}}}, \quad \lim_{t \rightarrow \infty} \sigma_{U,t}^2 = \frac{\tilde{\sigma}_V^2}{\delta\tilde{\beta}^2}. \quad (\text{F.4})$$

Hence, the desired result immediately follows from (F.2), (F.3) and Remark 5.1, if we show that $\mathbb{E}\{W_{V,t+1}W_{V,t}\} \rightarrow 1$ and $\mathbb{E}\{W_{U,t-1}W_{U,t}\} \rightarrow 1$ as $t \rightarrow \infty$.

Taking $r = (t-1)$ in (5.11) and using the formula for $g_t(\cdot, \cdot)$ from (5.19), we obtain

$$\begin{aligned} \mathbb{E}\{W_{V,t+1}W_{V,t}\}\sigma_{V,t+1}\sigma_{V,t} &= \delta \mathbb{E} \left\{ Z^2 (\mu_{U,t}G + \sigma_{U,t}W_{U,t})(\mu_{U,t-1}G + \sigma_{U,t-1}W_{U,t-1}) \right\} \\ &= \delta \left(\mathbb{E}\{Z^2G^2\}\mu_{U,t}\mu_{U,t-1} + \mathbb{E}\{Z^2\}\mathbb{E}\{W_{U,t}W_{U,t-1}\}\sigma_{U,t}\sigma_{U,t-1} \right). \end{aligned} \quad (\text{F.5})$$

Next, taking $r = (t-1)$ in (5.10) and using the formula for $f_t(\cdot)$ from (5.19), we get

$$\begin{aligned} &\mathbb{E}\{W_{U,t}W_{U,t-1}\}\sigma_{U,t}\sigma_{U,t-1} \\ &= \frac{1}{\delta} \mathbb{E} \left\{ \left(\frac{\mu_{V,t}X + \sigma_{V,t}W_{V,t}}{\beta_t} - X\sqrt{\delta}\mu_{U,t} \right) \left(\frac{\mu_{V,t-1}X + \sigma_{V,t-1}W_{V,t-1}}{\beta_{t-1}} - X\sqrt{\delta}\mu_{U,t-1} \right) \right\} \\ &= \frac{1}{\delta} \frac{\sigma_{V,t}\sigma_{V,t-1}}{\beta_t\beta_{t-1}} \mathbb{E}\{W_{V,t}W_{V,t-1}\}. \end{aligned} \quad (\text{F.6})$$

Here, the last equality is obtained by noting from (5.23) that $\sqrt{\delta}\mu_{U,t} = \frac{\mu_{V,t}}{\beta_t}$, hence the coefficients on X cancel. Combining (F.5) and (F.6), we obtain

$$\mathbb{E}\{W_{V,t+1}W_{V,t}\} = \frac{\delta\mathbb{E}\{Z^2G^2\}\mu_{U,t}\mu_{U,t-1}}{\sigma_{V,t+1}\sigma_{V,t}} + \frac{E\{Z^2\}\sigma_{V,t}\sigma_{V,t-1}}{\beta_t\beta_{t-1}\sigma_{V,t+1}\sigma_{V,t}}\mathbb{E}\{W_{V,t}W_{V,t-1}\}. \quad (\text{F.7})$$

For brevity, we write this iteration as $w_{t+1} = a_t + b_t w_t$, where

$$w_t = \mathbb{E}\{W_{V,t}W_{V,t-1}\}, \quad a_t = \frac{\delta\mathbb{E}\{Z^2G^2\}\mu_{U,t}\mu_{U,t-1}}{\sigma_{V,t+1}\sigma_{V,t}}, \quad b_t = \frac{E\{Z^2\}\sigma_{V,t}\sigma_{V,t-1}}{\beta_t\beta_{t-1}\sigma_{V,t+1}\sigma_{V,t}}. \quad (\text{F.8})$$

The iteration is initialized with $w_1 = \mathbb{E}\{W_{V,1}W_{V,0}\} = 0$. Note that, as $t \rightarrow \infty$, the sequences a_t and b_t converge to well-defined limits determined by (F.4). By using the sub-additivity of \limsup , we have that

$$\limsup_{t \rightarrow \infty} w_{t+1} = \limsup_{t \rightarrow \infty} (a_t + b_t w_t) \leq \lim_{t \rightarrow \infty} a_t + \lim_{t \rightarrow \infty} b_t \limsup_{t \rightarrow \infty} w_t. \quad (\text{F.9})$$

Rearranging and using the limits from (F.4), we obtain

$$\limsup_{t \rightarrow \infty} w_t \leq \frac{\mathbb{E}\{Z^2G^2\}}{(\tilde{\beta}^2 - \mathbb{E}\{Z^2\})} \frac{\tilde{\mu}_V^2}{\tilde{\sigma}_V^2} = 1, \quad (\text{F.10})$$

where the last equality follows from (5.27). By using the super-additivity of \liminf , we also have that

$$\liminf_{t \rightarrow \infty} w_{t+1} = \liminf_{t \rightarrow \infty} (a_t + b_t w_t) \geq \lim_{t \rightarrow \infty} a_t + \lim_{t \rightarrow \infty} b_t \liminf_{t \rightarrow \infty} w_t, \quad (\text{F.11})$$

which leads to

$$\liminf_{t \rightarrow \infty} w_t \geq \frac{\mathbb{E}\{Z^2G^2\}}{(\tilde{\beta}^2 - \mathbb{E}\{Z^2\})} \frac{\tilde{\mu}_V^2}{\tilde{\sigma}_V^2} = 1. \quad (\text{F.12})$$

By combining (F.10) and (F.12), we conclude that $\lim_{t \rightarrow \infty} \mathbb{E}\{W_{V,t+1}W_{V,t}\} = 1$. By using (F.6) and (F.4), we also have that $\lim_{t \rightarrow \infty} \mathbb{E}\{W_{U,t-1}W_{U,t}\} = 1$, which completes the proof.

G An Auxiliary Lemma

Lemma G.1 (Lemma 4.5 in [DSS11]). *Let $(Q_t)_{t \geq 1}$ be a sequence of distributions converging weakly to some distribution Q , and let h be a non-negative continuous function such that*

$$\lim_{t \rightarrow \infty} \int h dQ_t = \int h dQ. \quad (\text{G.1})$$

Then, for any continuous function ψ such that $|\psi|/(1+h)$ is bounded,

$$\lim_{t \rightarrow \infty} \int \psi dQ_t = \int \psi dQ. \quad (\text{G.2})$$