

NONCOMMUTATIVE NETWORKS ON A CYLINDER

S. ARTHAMONOV, N. OVENHOUSE, AND M. SHAPIRO

ABSTRACT. In this paper a double quasi Poisson bracket in the sense of Van den Bergh is constructed on the space of noncommutative weights of arcs of a directed graph embedded in a disk or cylinder Σ , which gives rise to the quasi Poisson bracket of G.Massuyeau and V.Turaev on the group algebra $\mathbf{k}\pi_1(\Sigma, p)$ of the fundamental group of a surface based at $p \in \partial\Sigma$. This bracket also induces a noncommutative Goldman Poisson bracket on the *cyclic space* $\mathcal{C}_{\mathfrak{g}}$, which is a \mathbf{k} -linear space of unbased loops. We show that the induced double quasi Poisson bracket between boundary measurements can be described via noncommutative r -matrix formalism. This gives a more conceptual proof of the result of [Ove20] that traces of powers of Lax operator form an infinite collection of noncommutative Hamiltonians in involution with respect to noncommutative Goldman bracket on $\mathcal{C}_{\mathfrak{g}}$.

1. INTRODUCTION

The current manuscript is obtained as a continuation of papers [Ove20, FK09, DF15, BR11] where the authors develop noncommutative generalizations of discrete completely integrable dynamical systems and [BR18, GK21] where a large class of noncommutative cluster algebras was constructed. Cluster algebras were introduced in [FZ02] by S.Fomin and A.Zelevinsky in an effort to describe the (dual) canonical basis of universal enveloping algebra $\mathcal{U}(\mathfrak{b})$, where \mathfrak{b} is a Borel subalgebra of a simple complex Lie algebra \mathfrak{g} . Cluster algebras are commutative rings of a special type, equipped with a distinguished set of generators (cluster variables) subdivided into overlapping subsets (clusters) of the same cardinality subject to certain polynomial relations (cluster transformations). In the last twenty years the theory of cluster algebras experienced an explosive development motivated by discovered connections of cluster theory with topology, integrable systems, theory of positivity, representation theory, etc.

One of the most exciting development is an application of cluster theory to integrable systems. It was shown, for instance, in [Oku13] that discrete Hirota integrable systems are closely related to special sequences of cluster transformations (cluster evolution). On the other hand, A.Postnikov introduced in [Pos06] a convenient way to describe some families of cluster coordinates on Grassmannian in terms of oriented graphs embedded in a disk with weighted faces. In [GSV09] and [GSV12] the third author, along with M.Gekhtman and A.Vainshtein, defined a family of Poisson brackets on the space of weights of Postnikov's directed graphs, and showed that the entries of Postnikov's *boundary measurement matrix*, B , satisfy Sklyanin r -matrix Poisson relations:

$$\{B(\lambda), B(\mu)\} = [r(\lambda, \mu), B(\lambda) \otimes B(\mu)]$$

Here, $r(\lambda, \mu)$ is the standard trigonometric r -matrix for $SL(N)$. One of the main results of the current paper is to give a noncommutative generalization of this statement.

A generalization of Postnikov's construction to oriented graphs embedded in a torus leads to coordinates on affine group. This case is equivalent to considering dimer models on a bipartite graph Γ on a torus considered in [GK13], which gives rise to a cluster integrable system. The phase space contains, as an open dense subset, the moduli space of line bundles with connection on the graph Γ . The complexification of the phase space is birationally isomorphic to a finite cover of the Beauville complex algebraic integrable system related to a toric surface. In a particular case of a square bipartite graph on a torus, the construction above is equipped additionally with a celebrated pentagram discrete integrable system commuting with Hamiltonians of the cluster integrable system.

The pentagram map was introduced earlier by R.Schwartz [Sch92] in a completely different geometric model as a map on the space of ("twisted") polygons in the projective plane. The pentagram map is equivariant with respect to projective transformations, hence one can consider it on the projective classes of twisted polygons. Iterations of pentagram map generate discrete dynamical system on the phase space of projective classes of twisted polygons in $\mathbb{R}P^2$. It was proved in [OST10, GSTV16] that the pentagram map is completely integrable in the Liouville sense; i.e., the space of projective classes of polygons can be equipped with a Poisson structure invariant under the pentagram map, and there are a sufficient number of integrals in involution with respect to this Poisson bracket. Using [Gli11] the pentagram map and some of its generalizations were represented as a cluster dynamics of weights for a square bipartite graph on a cylinder in [GSTV16] where also the complete integrability of all these systems are proved.

Later, G.Mari-Beffa and R.Felipe [FB19] generalized the construction of the pentagram map to the space of twisted polygons in Grassmannians and found the Lax form of the pentagram transformation, and A.Izosimov [Izo18] described an invariant Poisson bracket for this dynamical system and showed that the pentagram map is an example of refactorizational dynamics in an affine group.

The Grassmann pentagram map was reformulated by N.Ovenhouse in terms of a discrete dynamics on the space of matrix-valued weights on the same graphs embedded in a torus [Ove20]. The corresponding dynamics was generalized to the space of weight with values in a noncommutative free division domain \mathcal{F} .

In particular, he constructed an invariant noncommutative (Goldman type) Poisson bracket on the cyclic space $\mathcal{F}/[\mathcal{F}, \mathcal{F}]$ and found an infinite sequence of integrals in involution with respect to the Poisson bracket in the form of traces of powers of the Lax matrix. One of the main difficulties of the approach in [Ove20] came from the fact that the noncommutative Poisson bracket was defined with values in the cyclic space only, which is not an algebra, and therefore the Leibniz identity is not applicable. To prove involutivity of the infinite family of hamiltonians, Ovenhouse used clever topological arguments using the topological nature of this Goldman type Poisson bracket. Notice that in commutative case (for the actual pentagram map) the involutivity of traces of powers of the Lax matrix (i.e., coefficients of the spectral curve) follows from the fact that the corresponding invariant Poisson bracket is an r -matrix bracket ([GSV12, GSTV16]). It is a classical result [RST594] that coefficients of the spectral curve are in involution for an r -matrix Poisson bracket.

The main goal of the current paper is to introduce an r -matrix formalism for the corresponding noncommutative Poisson bracket. Based on the previous works [Art18, AR, MT12, VdB08], we introduce in this paper an r -matrix noncommutative double bracket in the sense of Van den Bergh on the space of noncommutative weights of a directed graph embedded in a disk, or a cylinder. The main advantage of the double algebra is that the corresponding double bracket satisfies Leibniz relations which make computations much more transparent. The r -matrix formalism allows to give more algebraic and conceptual proofs of the results of [Ove20].

The plan of the paper is the following.

In section 2 the double quasi Poisson bracket on the space of open arcs of a graph on a general 2D surface is introduced. In section 3 the expressions for the double bracket on graphs in a disk or a cylinder are computed. In section 4 its r -matrix formulation is defined. In section 5 we define an infinite family of Hamiltonians in involution and compute explicit Lax form of the corresponding continuous Hamiltonian system. In section 6 we describe sufficient conditions for an r -matrix to define a double quasi Poisson bracket. Finally, in section 7 we show that some of the classical results about refactorization dynamics are generalized to noncommutative case.

ACKNOWLEDGEMENTS

S.A. is grateful to A. Alexeev, A. Berenstein, and M. Kontsevich for many fruitful discussions and to V. Retakh and V. Roubtsov for thesis advising [Art18] and long collaboration [AR], which resulted in starting formulas of Section 2.2. S.A. is also grateful to IHES, Michigan State University, University of Angers, and University of Geneva for hospitality during my visits. M.S. is grateful to the following institutions and programs: Research Institute for Mathematical Sciences, Kyoto (Spring 2019), Research in Pairs Program at the Mathematisches Forschungsinstitut Oberwolfach (Summer 2019), Mathematical Science Research Institute, Berkeley (Fall 2019) for their hospitality and outstanding working conditions they provided. S.A. was partially supported by RFBR-18-01-00926 and RFBR-19-51-50008-YaF. N.O. was partially supported by the NSF grant DMS-1745638. M.S. was partially supported by the NSF grant DMS-1702115 and partially supported by International Laboratory of Cluster Geometry NRU HSE, RF Government grant, ag. № 075-15-2021-608 from 08.06.2021.

2. DOUBLE BRACKETS FOR OPEN ARCS ON ORIENTED SURFACES

2.1. A Review of Constructive Approach to Goldman Brackets. For an oriented surface Σ and a linear algebraic group G we can associate the character variety

$$\mathrm{Hom}(\pi_1(\Sigma), G) // G.$$

It is well-known that the smooth locus of the character variety can be equipped with a Poisson structure [AB83, Gol86, GHJW97]. Moreover, it was shown in [Gol86] that the Poisson bracket on the character variety can be computed from the Lie bracket on the vector space freely generated by homotopy equivalence classes of loops on Σ .

An elegant way to define the Lie bracket on, generally infinite dimensional, vector space of loops was suggested by G. Massuyeau and V. Turaev in [MT12]. To this end they have defined a double quasi Poisson bracket on the group algebra $A = \mathbf{k}\pi_1(\Sigma, p)$ of the fundamental group of a surface based at $p \in \partial\Sigma$. A major technical advantage of the double bracket [VdB08] compared to the Lie bracket on the space of loops, is that a double bracket can be defined on a finite number of generators of A and then be extended to $A \otimes A$ by some form of Leibniz identity. By construction, double brackets induce the Lie bracket on the cyclic space $A_{\natural} = A/[A, A]$.

The construction of G. Massuyeau and V. Turaev can be easily generalized to the case of a surface with several marked points on the boundary. This was done in [Art18] (see also [AR]). This generalization is especially convenient in application to the cluster algebras of tagged triangulations of 2d surfaces [FST08], because it allows one to define mutations locally in terms of open arcs. This idea was used in [Art18] to define a noncommutative analogue of the spider move and in [Ove20] in application to the noncommutative pentagram map.

2.2. Double Quasi Poisson Brackets for Open Arcs. Let Σ be an oriented surface with nonempty boundary and $n > 1$ marked points $p_1, \dots, p_n \in \partial\Sigma$ on the boundary. Denote by $\mathcal{C} = \mathbf{k}\pi_1(\Sigma, p_1, \dots, p_n)$ the k -linear category generated by paths starting and terminating at one of the marked points. Following the standard convention in topology we denote concatenation of (linear combinations of) paths simply by juxtaposition¹

$$(1) \quad \mu: \quad \text{Hom}(A, B) \otimes \text{Hom}(B, C) \rightarrow \text{Hom}(A, C), \quad x \otimes y \mapsto xy.$$

We extend concatenation (1) on arbitrary tensor products of componentwise composable paths as

$$(f \otimes g)(h \otimes m) = (fh \otimes gm).$$

In addition, throughout the text we denote by τ the transposition of tensor factors $(f \otimes g)^\tau = g \otimes f$ for all $f, g \in \mathcal{C}$.

Together with a category \mathcal{C} we can associate a *cyclic space* \mathcal{C}_\natural , which is a \mathbf{k} -linear space of unbased loops

$$(2) \quad \mathcal{C}_\natural = \left(\bigoplus_{X \in \text{Obj}(\mathcal{C})} \text{Hom}(X, X) \right) / [\mathcal{C}, \mathcal{C}].$$

For a loop $f \in \mathcal{C}$ we denote by $\bar{f} \in \mathcal{C}_\natural$ its natural image in the cyclic space.²

Following the idea of double geometry suggested in [CBEG07, VdB08] we define vector fields on \mathcal{C} as double derivations.

Definition 1. Let $V, W \in \text{Obj}(\mathcal{C})$ be a pair of objects. We say that a family of \mathbf{k} -linear maps

$$\delta: \quad \text{Hom}(A, B) \rightarrow \text{Hom}(A, W) \otimes \text{Hom}(V, B) \quad \text{for all } A, B \in \text{Obj}(\mathcal{C})$$

is a (V, W) -vector field if it satisfies the following form of Leibnitz identity

$$\delta(fg) = (f \otimes \mathbf{1}_V)\delta(g) + \delta(f)(\mathbf{1}_W \otimes g) \quad \text{for all composable } f, g \in \mathcal{C}.$$

Example 2. With every object $V \in \text{Obj}(\mathcal{C})$ we can associate a (V, V) -vector field, such that

$$\partial_V: \quad \text{Hom}(A, B) \rightarrow \text{Hom}(A, V) \otimes \text{Hom}(V, B)$$

$$(3) \quad \partial_V(f) = \begin{cases} f \otimes \mathbf{1}_V - \mathbf{1}_V \otimes f, & A = V, \quad B = V, \\ -\mathbf{1}_V \otimes f, & A = V, \quad B \neq V, \\ f \otimes \mathbf{1}_V, & A \neq V, \quad B = V, \\ 0, & A \neq V, \quad B \neq V, \end{cases}$$

for all $A, B \in \text{Obj}(\mathcal{C})$ and $f \in \text{Hom}(A, B)$. We refer to ∂_V as *uniderivation* associated to an object $V \in \text{Obj}(\mathcal{C})$.

Collection of all vector fields defines a bifunctor of \mathcal{C} . The latter allows one to introduce a category $\mathcal{V}^{\mathcal{C}}$ generated by vector fields.³ We refer to $\mathcal{V}^{\mathcal{C}}$ as *category of polyvector fields (on \mathcal{C})*. Hereinafter, we denote the composition of polyvector fields by an asterisk $*$ in order to distinguish it from composition of paths. Note that $\mathcal{V}^{\mathcal{C}}$ comes equipped with the grading coming from the degree of a polyvector field.

Remark 3. An important particular case of Definition 1 is when \mathcal{C} has a single object [CBEG07, VdB08]. In other words, when $\mathcal{C} = \mathcal{A}$ is an associative algebra. In this case, the collection of all vector fields $\text{Der}(\mathcal{A}, \mathcal{A} \otimes \mathcal{A})$ forms an \mathcal{A} -bimodule. The algebra of polyvector fields on \mathcal{A} is nothing but the tensor algebra $T_{\mathcal{A}}\text{Der}(\mathcal{A}, \mathcal{A} \otimes \mathcal{A})$ over \mathcal{A} generated by vector fields.

Similar to (2) we define the cyclic space $\mathcal{V}_\natural^{\mathcal{C}}$ consisting of “traces” of polyvector fields. The cyclic space inherits grading by the degree of a polyvector field from $\mathcal{V}^{\mathcal{C}}$. It was shown in [VdB08, Art18] that homogeneous components of $\mathcal{V}_\natural^{\mathcal{C}}$ are in one-to-one correspondence with polyderivations on \mathcal{C} .

¹Note that concatenation of paths is commonly written in the opposite order to the composition of morphisms in \mathcal{C} , i.e. $fg = g \circ f$.

²One can further assume that $\bar{g} = 0$ for every $g \in \mathcal{C}$ which is not a loop. We do not need this convention in our text, however, it is worth noting that such convention allows one to define a map $\mathcal{C} \rightarrow \mathcal{C}_\natural$, $f \mapsto \bar{f}$ which is commonly referred to as “universal trace”.

³More details can be found in [Art18, AR].

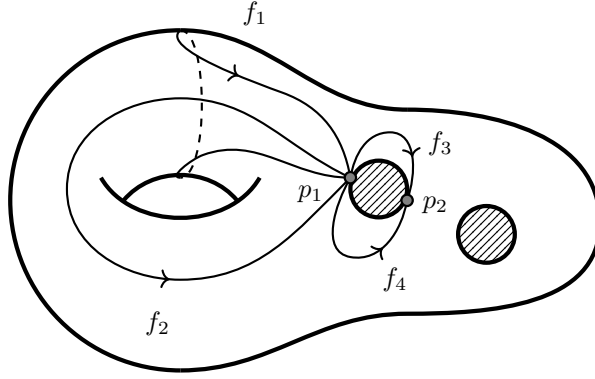


FIGURE 1. Example of generating arcs for $\pi_1(\Sigma_{1,2}, p_1, p_2)$.

Definition 4. We say that a collection of linear maps

$$(4) \quad \{\{, \}\}: \text{Hom}(A, B) \otimes \text{Hom}(C, D) \rightarrow \text{Hom}(C, B) \otimes \text{Hom}(A, D), \quad \text{for all } A, B, C, D \in \text{Obj}(\mathcal{C})$$

is a double quasi Poisson bracket on \mathcal{C} , if it satisfies the following properties:

- **Skew-symmetry**

$$(5a) \quad \{\{f, g\}\} = -(\{\{g, f\}\})^\tau,$$

- **Double Leibniz Identity**

$$(5b) \quad \{\{fg, h\}\} = (\mathbf{1}_{s(h)} \otimes f) \{\{g, h\}\} + \{\{f, h\}\} (g \otimes \mathbf{1}_{t(h)}), \quad \text{whenever } f, g \text{ are composable,}$$

$$(5c) \quad \{\{f, gh\}\} = (g \otimes \mathbf{1}_{s(f)}) \{\{f, h\}\} + \{\{f, g\}\} (\mathbf{1}_{t(f)} \otimes h), \quad \text{whenever } g, h \text{ are composable,}$$

here $s(f)$ and $t(f)$ stand for the source and target of $f \in \mathcal{C}$ respectively.

- **Double Quasi Jacobi Identity**

$$(5d) \quad R_{1,2}R_{2,3} + R_{2,3}R_{3,1} + R_{3,1}R_{1,2} = \frac{1}{4} \sum_{V \in \text{Obj}(\mathcal{C})} \overline{\partial_V * \partial_V * \partial_V}.$$

Here $R_{i,j} : (\text{Mor } \mathcal{C})^{\otimes 3} \rightarrow (\text{Mor } \mathcal{C})^{\otimes 3}$ stands for the double bracket between i 'th and j 'th tensor component:

$$R_{i,j}(f_1 \otimes \cdots \otimes f_3) = f_1 \otimes \cdots \otimes \underbrace{\{\{f_i, f_j\}\}'}_i \otimes \cdots \otimes \underbrace{\{\{f_i, f_j\}\}''}_j \otimes \cdots \otimes f_3,$$

where we have used Sweedler notation $\{\{f_i, f_j\}\} = \{\{f_i, f_j\}\}' \otimes \{\{f_i, f_j\}\}''$ for the tensor components of the double bracket.

Each term of the form $\frac{1}{4} \overline{\partial_V * \partial_V * \partial_V}$ on the r.h.s. of double quasi Jacobi identity (5d) is a triple derivation associated to a tri-vector field $\frac{1}{4} \partial_V * \partial_V * \partial_V$.

Remark 5. Definition 4 is essentially equivalent to what is called a “B-linear double quasi Poisson bracket” in [VdB08], where B stands for the subalgebra generated by idempotents. For our purpose, however, it is very fruitful to keep track of sources and targets explicitly. Not only this approach is aesthetically more pleasing, but it also explains the meaning of the ansatz (20) for the r -matrix. (See also Remark 31.)

In order to define the double quasi Poisson bracket on \mathcal{C} , pick a collection of open arcs f_1, \dots, f_k which freely generate $\mathcal{C} = \mathbf{k}\pi_1(\Sigma, p_1, \dots, p_n)$. This is possible, because $\partial\Sigma \neq \emptyset$. Moreover, without loss of generality we can assume that generating arcs do not intersect anywhere except for the endpoints $p_1, \dots, p_n \in \partial\Sigma$. As a result we obtain an oriented multigraph with vertex set $\{p_1, \dots, p_n\}$. Orientation of a surface defines the total order of half-edges adjacent to a given vertex. An example of such a collection of generating arcs for a torus with two boundary components and two marked points can be found on Figure 1.

Consider a marked point $p_i \in \partial\Sigma$ and denote by

$$S_i = \{x_1, \dots, x_m\},$$

the ordered set of half-edges adjacent to this vertex listed in the counterclockwise order according to the fixed orientation of the surface. It will be convenient for us to label the half-edges by generators and their inverses, so $x_i = f_n^{\epsilon(i)}$ with

$\epsilon(i) = +1$ is for an outgoing half-edge and $\epsilon(i) = -1$ is for an incoming half-edge. The contribution from p_l to the quasi Poisson bivector reads

$$(6a) \quad P_{p_l} = \frac{1}{2} \sum_{i < j} \left(x_i * \frac{\partial}{\partial x_i} * x_j * \frac{\partial}{\partial x_j} - x_j * \frac{\partial}{\partial x_j} * x_i * \frac{\partial}{\partial x_i} \right).$$

Here $\frac{\partial}{\partial f_i} \in D_{t(f_i), s(f_i)}$ is a vector field on a category \mathcal{C} defined on generators as

$$\frac{\partial}{\partial f_i}(f_j) = \begin{cases} 1_{s(f_i)} \otimes 1_{t(f_i)}, & i = j, \\ 0, & i \neq j. \end{cases}$$

The derivation with respect to the inverses of generators is defined as

$$\frac{\partial}{\partial (f_i^{-1})} = -f_i * \frac{\partial}{\partial f_i} * f_i.$$

Finally, the double quasi Poisson bracket on \mathcal{C} is then computed by adding contributions from all the marked points on the boundary

$$(6b) \quad P_\Sigma = \sum_{l=1}^n P_{p_l}, \quad \{\!\!\{, \}\!\!\} = \overline{P_\Sigma},$$

where $\overline{P_\Sigma}$ stands for the biderivation associated to a noncommutative bivector P_Σ .

2.3. Double Bracket and Standard Operations on Surfaces. One of the most important properties of double brackets (6), which becomes manifest in the approach of [MT12], is that the bracket on $\mathbf{k}\pi_1(\Sigma, p_1, \dots, p_n)$ does not depend on the choice of generating arcs. Moreover, the double bracket behaves naturally with respect to the standard operations like adding/removing a marked point or gluing two surfaces together. In particular, from the construction of [MT12] we immediately get the following lemma.

Lemma 6 (Adding/Removing a Marked Point). *Let Σ be an oriented surface with nonempty boundary and marked points $p_0, \dots, p_n \in \partial\Sigma$. Consider a full subcategory $\mathcal{C}' = \mathbf{k}\pi_1(\Sigma, p_1, \dots, p_n)$ and denote by $\iota : \mathcal{C}' \hookrightarrow \mathcal{C}$, the natural inclusion functor. Then, double brackets (6) on \mathcal{C} and \mathcal{C}' are related as*

$$\iota(\{\!\!\{f, g\}\!\!\}_{\mathcal{C}'}) = \{\!\!\{f, g\}\!\!\}_{\mathcal{C}} \quad \text{for all } f, g \in \text{Mor } \mathcal{C}'.$$

In what follows we always omit natural inclusion functors $\iota : \mathcal{C}' \hookrightarrow \mathcal{C}$, whenever the inclusion is clear from the context.

The standard procedure for combining two quasi Poisson algebras into a new one is known as *fusion* [AKSM02]. In our case, this corresponds to gluing two surfaces Σ_1 and Σ_2 along the (segment of the) boundary, matching the marked point as shown on Figure 2. Let Σ_1, Σ_2 be oriented surfaces with nonempty boundary together with a choice of marked points $p_0, \dots, p_m \in \partial\Sigma_1$ and $q_0, \dots, q_n \in \partial\Sigma_2$. Consider a surface $\Sigma = \Sigma_1 \#_L \Sigma_2$ obtained as gluing of Σ_1 and Σ_2 along the segment of the boundary L matching the marked points $p_0 \in \partial\Sigma_1$ and $q_0 \in \partial\Sigma_2$ as shown on Figure 2. We assume that no other marked points appear on the glued segments. The choice of marked points on both halves defines a choice of $m + n - 1$ marked points $\phi_0, p_1, \dots, p_m, q_1, \dots, q_m \in \partial\Sigma$, where ϕ_0 stands for the common image of p_0 and q_0 in $\partial\Sigma$. By analogy with notations used in [AKSM02] we denote the resulting \mathbf{k} -linear category of paths on Σ as $\mathcal{C} = \mathcal{C}_1 \#_{p_0} \mathcal{C}_2$, where $\#$ stands for the fusion symbol.

Note that an arbitrary polyvector field $\delta \in \mathcal{V}^{\mathcal{C}_1}$ on \mathcal{C}_1 (resp. \mathcal{C}_2) can be extended to a polyvector field on \mathcal{C} by simply declaring that δ acts trivially on generators of \mathcal{C}_2 (res. \mathcal{C}_1). To avoid cumbersome notations we denote the induced (poly)vector field by the same symbol $\delta \in \mathcal{V}^{\mathcal{C}}$. In particular, the bivectors $P_{\Sigma_1}, P_{\Sigma_2}$ defined in (6) induce bivectors on \mathcal{C} . At the same time, uniderivations $\partial_{p_0} \in \mathcal{V}^{\mathcal{C}_1}$ and $\partial_{q_0} \in \mathcal{V}^{\mathcal{C}_2}$ induce vector fields on \mathcal{C} of degree one.

The following lemma is originally due to [AKSM02, AMM98] (see also §6 in [VdB08] for equivalent operation on quasi Poisson brackets for quiver path algebras, and [Nie13] for a good recent review of fusion in the context of surface brackets).

Lemma 7 (Fusion). *Let $\Sigma = \Sigma_1 \#_L \Sigma_2$ be a surface obtained by gluing Σ_1, Σ_2 along the segment of the boundary matching $p_0 \in \partial\Sigma_1$ with $q_0 \in \partial\Sigma_2$ as shown on Figure 2. The quasi Poisson bivectors (6) associated to the three surfaces are related as follows:*

$$(7) \quad P_\Sigma - P_{\Sigma_1} - P_{\Sigma_2} = \frac{1}{2} (\partial_{p_0} * \partial_{q_0} - \partial_{q_0} * \partial_{p_0}).$$

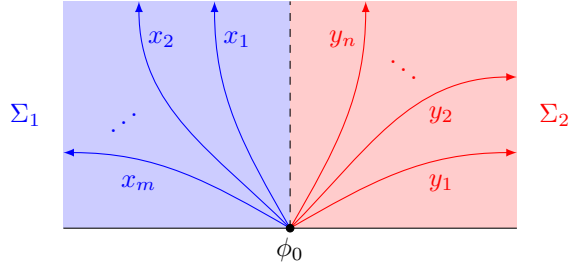


FIGURE 2. Fusion of two quasi Poisson structures associated to gluing of surfaces

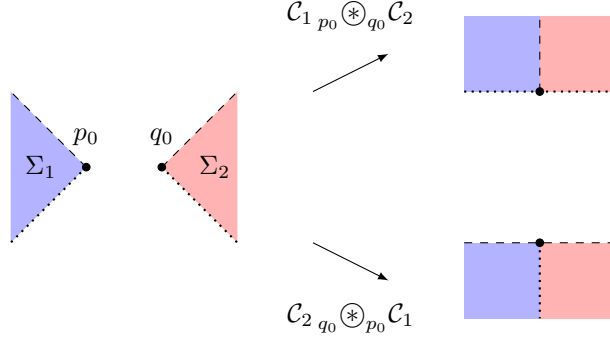


FIGURE 3. Two ways of gluing Σ_1 with Σ_2 matching the marked point.

Proof. Choose two collections of arcs which generate freely $\mathcal{C}_1 = \mathbf{k}\pi_1(\Sigma_1, p_0, \dots, p_n)$ and $\mathcal{C}_2 = \mathbf{k}\pi_1(\Sigma_2, q_0, \dots, q_n)$ respectively. The contributions from P_{p_1}, \dots, P_{p_m} and P_{q_1}, \dots, P_{q_n} cancel on the r.h.s. of (7). On the other hand, let $S_{p_0} = \{x_1, \dots, x_m\}$ and $S_{q_0} = \{y_1, \dots, y_n\}$ denote the ordered sets of half-edges adjacent to p_0 and q_0 respectively (see Figure 2). As a corollary, the ordered set of half-edges adjacent to their common image in Σ reads $S_{\phi_0} = \{y_1, \dots, y_n, x_1, \dots, x_m\}$. Hence, the difference of the associated bivectors (6a) has the following form

$$\begin{aligned} P_{\phi_0}^\Sigma - P_{p_0}^{\Sigma_1} - P_{q_0}^{\Sigma_2} &= \frac{1}{2} \sum_{i=1}^m \sum_{j=1}^n (x_i * \frac{\partial}{\partial x_i} * y_j * \frac{\partial}{\partial y_j} - y_j * \frac{\partial}{\partial y_j} * x_i * \frac{\partial}{\partial x_i}) \\ &= \frac{1}{2} (\partial_{p_0} * \partial_{q_0} - \partial_{q_0} * \partial_{p_0}). \end{aligned}$$

□

Remark 8. Note that the r.h.s. of (7) is not symmetric with respect to exchange $\Sigma_1 \leftrightarrow \Sigma_2$. As a result, fusion of the two quasi Poisson categories is not symmetric either

$$\mathcal{C}_1_{p_0} \otimes_{q_0} \mathcal{C}_2 \neq \mathcal{C}_2_{q_0} \otimes_{p_0} \mathcal{C}_1.$$

This exactly corresponds to the two ways of gluing Σ_1, Σ_2 matching the marked point as shown on Figure 3.

On the other hand, the r.h.s. of (7) does not contribute to the quasi Poisson bracket on full subcategory

$$\mathcal{C}' = \mathbf{k}\pi_1(\Sigma, p_1, \dots, p_m, q_1, \dots, q_n),$$

where we have forgotten the vertex $\phi_0 \in \partial\Sigma$. This leads to the following

Proposition 9. Let Σ_1, Σ_2 be oriented surfaces with nonempty boundary together with a choice of marked points $p_0, \dots, p_n \in \partial\Sigma_1$ and $q_0, \dots, q_n \in \partial\Sigma_2$. Consider a surface $\Sigma = \Sigma_1 \#_L \Sigma_2$ obtained as gluing Σ_1 and Σ_2 along the (segment of) the boundary component containing p_0, q_0 . Denote by $\mathcal{C}' = \mathbf{k}\pi_1(\Sigma, p_1, \dots, p_m, q_1, \dots, q_n)$ the full subcategory of $\mathcal{C} = \mathbf{k}\pi_1(\Sigma, \phi_0, p_1, \dots, p_m, q_1, \dots, q_n)$. Then

$$(8) \quad (P_\Sigma - P_{\Sigma_1} - P_{\Sigma_2})|_{\mathcal{C}'} = 0.$$

In particular, $P_{\Sigma_1} + P_{\Sigma_2}$ preserves \mathcal{C}' , hence reduces to a bivector on a subcategory.

Proof. Note that on the right hand side of the fusion equation (7) we have a bivector which is constructed out of two underivations ∂_{p_0} and ∂_{q_0} . We claim that this bivector acts trivially on \mathcal{C}' . Note that because the double bracket on \mathcal{C}' does not depend on the choice of generating arcs, it is enough for us to prove the above claim for any choice of

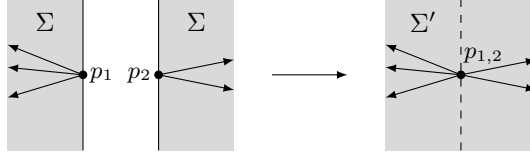


FIGURE 4. Gluing matching internal marked point.

generators. To this end, let x_1, \dots, x_M be generators for $\mathcal{C}'_1 = \mathbf{k}\pi_1(\Sigma_1, p_1, \dots, p_m)$, while y_1, \dots, y_N be generators for $\mathcal{C}'_2 = \mathbf{k}\pi_1(\Sigma_2, q_1, \dots, q_n)$. From (3) we know that both ∂_{p_0} and ∂_{q_0} act trivially on \mathcal{C}'_1 and \mathcal{C}'_2 , as a corollary

$$(9) \quad (\partial_{p_0} * \partial_{q_0} - \partial_{q_0} * \partial_{p_0})(x_j \otimes _) = (\partial_{p_0} * \partial_{q_0} - \partial_{q_0} * \partial_{p_0})(y_j \otimes _) = 0.$$

On the other hand, consider $f = x_0 y_0$, where x_0 is an arbitrary arc from p_1 to p_0 , while y_0 is an arbitrary arc from q_0 to q_1 . By (3) we have

$$\begin{aligned} \partial_{p_0} f &= \partial_{p_0}(x_0 y_0) = (\partial_{p_0} x_0)(\mathbf{1}_{p q_0} \otimes y_0) \stackrel{(3)}{=} (x_0 \otimes \mathbf{1}_{p q_0})(\mathbf{1}_{p q_0} \otimes y_0) = (x_0 \otimes y_0), \\ \partial_{q_0} f &= \partial_{q_0}(x_0 y_0) = (x_0 \otimes \mathbf{1}_{p q_0})(\partial_{q_0} y_0) \stackrel{(3)}{=} -(x_0 \otimes \mathbf{1}_{p q_0})(\mathbf{1}_{p q_0} \otimes y_0) = -(x_0 \otimes y_0). \end{aligned}$$

As a result we have

$$(10) \quad (\partial_{p_0} * \partial_{q_0} - \partial_{q_0} * \partial_{p_0})(f \otimes f) = x_0 \otimes x_0 y_0 \otimes y_0 - x_0 \otimes x_0 y_0 \otimes y_0 = 0.$$

To finalize the proof note that f together with x_1, \dots, x_M and y_1, \dots, y_N generate \mathcal{C}' . From (9) and (10) we conclude that the right hand side of the (7) acts trivially on \mathcal{C}' . \square

Analogue of Lemma 7 and Proposition 9 hold for gluing two different segments of the boundary of the same surface matching the marked points. We omit the proof here, because it involves more cumbersome notation, yet, is essentially identical to the two-component case.

Note that Lemma 6 together with formula (8) provides a constructive way of calculating the double bracket on a surface glued from many elementary pieces. Our calculations in Section 3 will be based on the following

Corollary 10. *Let Σ be an oriented surface with arbitrary number of connected components.⁴ Assume further that Σ has nonempty boundary with $m \geq 3$ marked points $p_1, \dots, p_m \in \partial\Sigma$ and consider a surface Σ' obtained by gluing a segment of $\partial\Sigma$ near p_1 and p_2 matching the two marked points as shown on Figure 4.*

For any choice of generating arcs $x_1, \dots, x_k \in \pi_1(\Sigma, p_1, \dots, p_m)$ and $y_1, \dots, y_l \in \mathbf{k}\pi_1(\Sigma', p_3, \dots, p_m)$, where

$$y_i = F_i(x_1, \dots, x_k), \quad 1 \leq i \leq l$$

we have

$$(11) \quad \{\{y_i, y_j\}_{\Sigma'}\} = \{\{F_i(x_1, \dots, x_k), F_j(x_1, \dots, x_k)\}_{\Sigma}\}, \quad 1 \leq i, j \leq l.$$

In other words, we can think of the common image $p_{1,2} \in \Sigma'$ of boundary points $p_1, p_2 \in \partial\Sigma$ as an internal point located on the fixed cut of Σ' and still define the biderivation

$$\{\{-, -\}_{\Sigma'} : \mathcal{C}'_{\#} \otimes \mathcal{C}'_{\#} \rightarrow \mathcal{C}'_{\#} \otimes \mathcal{C}'_{\#}, \quad \text{where } \mathcal{C}'_{\#} = \mathbf{k}\pi_1(\Sigma', p_{1,2}, p_3, \dots, p_m).$$

by simply computing the double bracket between generating arcs on Σ . This biderivation coincides with the usual double bracket on a subcategory $\mathcal{C}' = \mathbf{k}\pi_1(\Sigma', p_3, \dots, p_m)$

$$\{\{-, -\}_{\Sigma'} \Big|_{\mathcal{C}'} = \{\{-, -\}_{\Sigma'}.$$

Remark 11. *Note, however, that $\{\{-, -\}_{\Sigma'}$ records additional information about the cut. In particular, the trivector on the r.h.s. of the double quasi Jacobi identity for $\{\{-, -\}_{\Sigma'}$ contains contributions from p_1 and p_2 respectively, which remarkably cancel each other on a subcategory \mathcal{C}' .*

3. PLANAR AND CYLINDRICAL NETWORKS

We now define our main objects of interest, which are certain graphs embedded on surfaces. This first definition is due to Postnikov.

⁴For our purpose we actually need only one or two connected components.

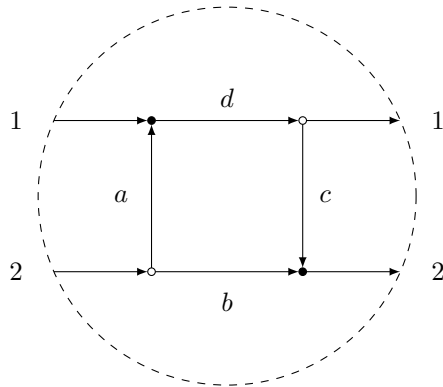


FIGURE 5. A perfect planar network

3.1. Perfect Planar Networks and Boundary Measurements.

Definition 12. [Pos06] *A perfect planar network is a directed graph embedded in a disk, such that*

- *vertices on the boundary are univalent*
- *internal vertices are trivalent*
- *internal vertices are neither sources nor sinks*

The definition implies that boundary vertices are necessarily either sources or sinks, and that internal vertices come in one of two types: they have either a unique incoming edge or a unique outgoing edge. We picture the former as white vertices, and the latter as black.

In this paper we only consider networks with sources and sinks on the boundary which are separated from each other. This means that all sources occur consecutively and all sinks occur consecutively. We may then picture the disk in such a way that the sources all occur on the left side, and all sinks on the right. Suppose there are m sources and n sinks. We will use the convention of labelling the sources $1, \dots, m$ in counter-clockwise order, and the sinks $1, \dots, n$ in clockwise order. This way, the indices increase from top to bottom. An example is shown in Figure 5.

A path in Γ can be written as a word in the generators of \mathcal{C} . If p is a path, then we write $\text{wt}(p)$ for the *weight* of p , which is simply the corresponding word in the generators of \mathcal{C} .

Definition 13. *Suppose Γ is an acyclic perfect planar network with m sources and n sinks on the boundary, which are separated from each other. We define an m -by- n matrix with entries in \mathcal{C} , called the boundary measurement matrix, and denoted B_Γ , as follows. The entry in position i, j is the weight generating function for paths between source i and sink j :*

$$b_{ij} = \sum_{p: i \rightarrow j} \text{wt}(p)$$

Remark 14. *The definition for the boundary measurement matrix given here differs slightly from the one in [Pos06]. Postnikov defined an $m \times (m+n)$ matrix where the extra columns indexed by the sources form the identity matrix, and also there were signs attached to each b_{ij} so that all $m \times m$ minors are subtraction-free.*

For example, the network pictured in Figure 5 has boundary measurement matrix

$$B_\Gamma = \begin{pmatrix} d & dc \\ ad & b + adc \end{pmatrix}$$

The boundary measurement matrices behave nicely with respect to the gluing of disks matching sources and sinks. The following is well known.

Proposition 15. *Suppose Γ_1 and Γ_2 are both perfect planar networks with separated sources and sinks. Suppose Γ_1 has m sources and k sinks, and Γ_2 has k sources and n sinks. Consider the network $\Gamma_3 = \Gamma_1 \# \Gamma_2$, which is obtained by gluing the sinks of Γ_1 to the sources of Γ_2 . Then*

$$B_{\Gamma_3} = B_{\Gamma_1} B_{\Gamma_2}$$

3.2. Ribbon Graphs. Given a perfect planar network Γ , we construct the *ribbon graph* (also called *fat graph*), which we denote by Σ_Γ . It is a surface which is homotopy equivalent to Γ formed by thickening the graph. More precisely, there is a disk for each vertex of Γ , and a rectangle (or ribbon) for each edge, and the ribbons are glued to the disks according to the cyclic order determined by Γ 's embedding in the plane. In such a case, Γ is said to be a *spine* of the

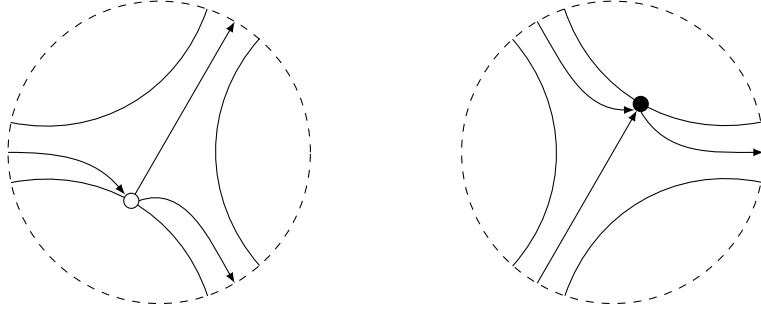


FIGURE 6. Building blocks of the ribbon graph Σ_Γ

corresponding surface Σ_Γ . For each vertex of Γ , we put a marked point on the boundary of Σ_Γ . At white vertices, the unique incoming edge is *last* in the counter-clockwise order, and at black vertices, the unique outgoing edge is *last* in the counter-clockwise order. This is depicted in Figure 6.

As described in the previous section, this gives a double bracket on the category \mathcal{C} , consisting of paths in Γ . The set of edges in Γ is a generating set for \mathcal{C} . In terms of these generators, the double bracket given in Equation 6 can be described locally at each vertex of Γ by the following.

Let f and g be two directed edges in Γ which are incident to a common vertex V , with $f < g$ in the total order. The contribution to the double bracket (6) from the vertex V has the following form

- If $s(f) = s(g)$, then $\{\{f, g\}\} = \frac{1}{2} f \otimes g$
- If $t(f) = t(g)$, then $\{\{f, g\}\} = \frac{1}{2} g \otimes f$
- If $t(f) = s(g)$, then $\{\{f, g\}\} = -\frac{1}{2} \mathbf{1}_V \otimes fg$

The double bracket on \mathcal{C} can then be computed by adding up contributions from all internal vertices of Γ .

3.3. A Family of Double Brackets. In addition to the double bracket described in the previous section, there is a natural family of double brackets depending on 6 parameters. It is a noncommutative generalization of the 6-parameter family of Poisson brackets from [GSV09], and was described in [Ove19].

Consider elementary building blocks of planar networks depicted on Figure 6. For each of the building blocks we have three different choices for boundary component where we can put white (respectively black) vertex, as shown on Figure 7. On the other hand, by Lemma 6, each of the three choices gives rise to one and the same bracket on the subcategory $\mathbf{k}\pi_1(\Sigma_W, p_1, p_2, p_3)$ of paths starting/terminating at p_1, p_2, p_3 . Indeed, for the case shown on Figure 7 we have

$$\mathbf{k}\pi_1(\Sigma, p_1, p_2, p_3) = \mathbf{k}\langle l_{32}, l_{31} \rangle, \quad l_{31} = x_3 x_1, \quad l_{32} = x_3 x_2,$$

$$\{\{l_{31}, l_{32}\}\}_a = \{\{l_{31}, l_{32}\}\}_b = \{\{l_{31}, l_{32}\}\}_c = \frac{1}{2} l_{31} \otimes l_{32}.$$

This means that we may remove the white vertex from the boundary, and instead think of this local picture as having two paths which enter at p_3 , and exit at p_1 and p_2 . All three choices of bracket above, corresponding to different placements of the white vertex at different points on the boundary, induce the same bracket in this new picture. In this way, we may remove all internal vertices, so that the only marked boundary points on our ribbon graph correspond to the vertices of Γ on the boundary of the disk.

As in the previous section, we fix a perfect planar network Γ and the associated ribbon surface Σ_Γ . Choose three scalars w_{12} , w_{13} , and w_{23} . At each white vertex, let x_1 , x_2 , x_3 be the directed edges (in order) as depicted in Figure 6, and define a double bracket by

$$\{\{x_1, x_2\}\} = w_{12}(x_1 \otimes x_2), \quad \{\{x_1, x_3\}\} = w_{13}(x_3 x_1 \otimes \mathbf{1}_V) \quad \{\{x_2, x_3\}\} = w_{23}(x_3 x_2 \otimes \mathbf{1}_V)$$

Also choose three scalars b_{12} , b_{13} , and b_{23} , and at each black vertex, label the edges from Figure 6 y_1 , y_2 , y_3 , and define

$$\{\{y_1, y_2\}\} = b_{12}(y_2 \otimes y_1), \quad \{\{y_1, y_3\}\} = b_{13}(\mathbf{1}_V \otimes y_1 y_3) \quad \{\{y_2, y_3\}\} = b_{23}(\mathbf{1}_V \otimes y_2 y_3)$$

We then compute a double bracket on general paths in Γ using the double Leibniz identity (5b)–(5c). It follows from Proposition 9 that the resulting double bracket on the subcategory of paths starting at sources and terminating at sinks must coincide with the surface double bracket on $\mathbf{k}\pi_1(\Sigma_\Gamma, p_1, \dots, p_m, q_1, \dots, q_n)$.

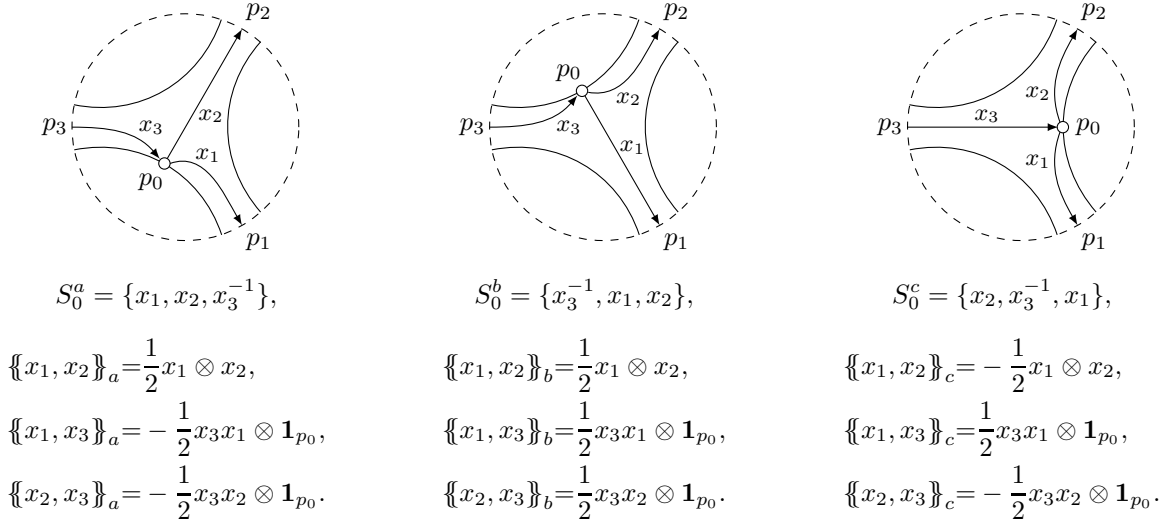
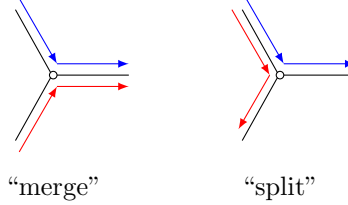


FIGURE 7. Three choices of boundary component for white vertex

FIGURE 8. Merging and splitting of paths



Remark 16. *The double bracket described in the previous section corresponds to the choices:*

$$\begin{array}{lll}
 w_{12} = \frac{1}{2} & w_{13} = -\frac{1}{2} & w_{23} = -\frac{1}{2} \\
 b_{12} = \frac{1}{2} & b_{13} = -\frac{1}{2} & b_{23} = -\frac{1}{2}
 \end{array}$$

We will now describe a formula for the double bracket between paths, and then note that some choices of the w_{ij} and b_{ij} give essentially the same bracket. We will use this observation to choose a more convenient and simple set of w_{ij} and b_{ij} . First we introduce some notation.

Define the quantities $B = b_{12} + b_{13} - b_{23}$ and $W = w_{12} + w_{13} - w_{23}$. We will see that the double bracket can be expressed nicely in terms of B and W . If a path f passes through an internal vertex V , we write f'_V for the part of f ending at V , and f''_V for the part after V , so that $f = f'_V f''_V$. Suppose two paths f and g pass through a common vertex V , as in figure 8.

We define the quantity $\alpha_V(f, g)$, depending on the color of V and how f and g meet, given in the table below. In the table, f is the blue path (on the left) and g is red (on the right) from figure 8.

color	type	$\alpha_V(f, g)$
○	merge	W
●	merge	B
○	split	$-W$
●	split	$-B$

Lemma 17. [Ove20] *Let f and g be two paths, which begin and end on the boundary of the disk. Their double bracket is given by*

$$\{\{f, g\}\} = \sum_V \alpha_V(f, g) (g'_V f''_V \otimes f'_V g''_V)$$

The sum is over all vertices V where f and g either merge or split.

The significance of this lemma is the following. We will primarily be concerned with paths which begin at sources on the boundary and terminate at sinks on the boundary. In this case, the double bracket between two paths depends

only on the quantities B and W , and not on the individual values of w_{ij} and b_{ij} . We can therefore choose different values of these constants which give the same B and W , and the double bracket will be the same on paths between boundary vertices. As was mentioned earlier, the double bracket on Σ_Γ described in the previous section has the values $B = W = \frac{1}{2}$. According to the lemma, we may locally define the bracket by setting $w_{12} = b_{12} = \frac{1}{2}$, and the rest of the w_{ij} and b_{ij} to zero, without changing the double brackets between paths connecting boundary vertices.

3.4. The Twisted Ribbon Graph. Given a perfect planar network Γ , we constructed the ribbon graph Σ_Γ in the previous section, and saw that the particular double bracket on \mathcal{C} with $B = W = \frac{1}{2}$ gave the standard Goldman bracket on Σ_Γ . Now we construct another surface, closely related to Σ_Γ . It is called the *twisted ribbon graph*, and is denoted $\widehat{\Sigma}_\Gamma$. It is built in much the same way as Σ_Γ , except that for any edge connecting two vertices of different colors, we give the ribbon a half-twist before glueing. In this way, we think of the black vertices as being “upside-down”.

It is easy to see that the double bracket for $\widehat{\Sigma}_\Gamma$, as described in Section 2, is given by the member of our two-parameter family with $W = \frac{1}{2}$ and $B = -\frac{1}{2}$. As before, to make calculations simpler, we will assume that $w_{12} = \frac{1}{2}$ and $b_{12} = -\frac{1}{2}$, with all other local brackets being zero.

From now on, unless stated otherwise, given a perfect planar network Γ , our standard choice of double bracket will be this one, with $W = \frac{1}{2}$ and $B = -\frac{1}{2}$, corresponding to the surface $\widehat{\Sigma}_\Gamma$.

3.5. Cylindrical Networks. We now consider a version of perfect networks embedded on a cylinder (or annulus) instead of a disk. These were studied in [GSV12].

Definition 18. *A directed graph Γ embedded on a cylinder is called a perfect cylindrical network if*

- *boundary vertices are univalent*
- *internal vertices are trivalent*
- *internal vertices are neither sources nor sinks*

We make a simplifying assumption as in the planar case: we require that all sources are on one boundary component, and all sinks are on the other boundary component. As before, we may form the ribbon surfaces Σ_Γ and $\widehat{\Sigma}_\Gamma$, and consider the corresponding double brackets. Again we take the bracket corresponding to $\widehat{\Sigma}_\Gamma$ as our standard choice.

In order to define boundary measurements, we introduce a new ingredient. Choose some smooth oriented curve whose endpoints are on different boundary components. We call this curve the *cut*. We require that the cut avoids the vertices of Γ , and intersects edges transversally. After cutting the cylinder along this curve, it becomes a rectangle (or a disk). The condition that all sources are on one boundary component, and all sinks on the other, guarantees that after making this cut, all sources are on the left edge of the resulting rectangle, and all sinks on the right edge. We then number the sources and sinks in increasing order from top to bottom, as in the planar case.

Definition 19. *Let Γ be a perfect cylindrical network with m sources and n sinks. We define the m -by- n boundary measurement matrix $B_\Gamma(\lambda)$, whose entries are Laurent polynomials in the parameter λ , with coefficients in \mathcal{C} , as follows. The entries are*

$$b_{ij}(\lambda) = \sum_{p: i \rightarrow j} \lambda^d \text{wt}(p)$$

The weight $\text{wt}(p)$ is as before, and the exponent d is the oriented intersection index of p with the cut.

The analogue of Proposition 15 is true in this case too. If Γ_1 has m sources and k sinks, and Γ_2 has k sources and n sinks, then we may glue the sink end of Γ_1 to the source end of Γ_2 to get another network Γ , and

$$B_\Gamma(\lambda) = B_{\Gamma_1}(\lambda)B_{\Gamma_2}(\lambda)$$

4. r -MATRIX BRACKET

In this section, we will show that the double brackets between elements of the boundary measurement matrix B_Γ can be described in terms of r -matrices. This generalizes results from [GSV09] and [GSV12], where analogous r -matrix formulas were given in the commutative case, where the edges of the graph were weighted by scalars.

Hereinafter we use boxed times \boxtimes for the tensor product of matrices (over \mathcal{C} , $\mathcal{C} \otimes \mathcal{C}$, or \mathbf{k} depending on which matrices we apply it to). We reserve notation $\otimes = \otimes_{\mathbf{k}}$ for the tensor product of morphisms in \mathcal{C} . In addition, since \mathcal{C} is \mathbf{k} -linear we can multiply elements of $\text{Mat}_n(\mathcal{C})$ and $\text{Mat}_n(\mathcal{C} \otimes \mathcal{C})$ by scalar matrices of an appropriate size.

Definition 20. *Let \mathcal{C} be a small \mathbf{k} -linear category (a.k.a. algebra with many objects) equipped with a double bracket $\{\{-, -\}\}$. Define an operation*

$$\text{Mat}_n(\mathcal{C}) \times \text{Mat}_n(\mathcal{C}) \rightarrow \text{Mat}_n(\mathcal{C} \otimes \mathcal{C}) \boxtimes \text{Mat}_n(\mathcal{C} \otimes \mathcal{C}),$$

also denoted by $\{\{-, -\}$, as follows. For matrices $X, Y \in \text{Mat}_n(\mathcal{C})$:

$$\{\{X, Y\}\} = \sum_{ijkl} \{\{x_{ij}, y_{kl}\}\} E_{ij} \boxtimes E_{kl}.$$

Here, E_{ij} are the elementary matrices with a 1 in the i, j place and zeros elsewhere.

Definition 21. For a matrix $M \in \text{Mat}_n(\mathcal{C})$, define the “left and right” versions of M over $\mathcal{C} \otimes \mathcal{C}$ as follows. Let $M_L \in \text{Mat}_n(\mathcal{C} \otimes \mathcal{C})$ represent the matrix with i, j -entry $m_{ij} \otimes 1$. Similarly define M_R to have entries $1 \otimes m_{ij}$.

Proposition 22. The $\{\{-, -\}$ operation on matrices satisfies the following Leibniz identities:

- (1) $\{\{X, YZ\}\} = \{\{X, Y\}\}(\mathbf{1} \boxtimes Z_R) + (\mathbf{1} \boxtimes Y_L)\{\{X, Z\}\}$, whenever Y, Z are composable,
- (2) $\{\{XY, Z\}\} = \{\{X, Z\}\}(Y_L \boxtimes \mathbf{1}) + (X_R \boxtimes \mathbf{1})\{\{Y, Z\}\}$, whenever X, Y are composable.

Here $\mathbf{1} \in \text{Mat}_n(\mathbf{k})$ stands for an identity matrix.

Corollary 23. For matrices X and Y over \mathcal{C} ,

$$(12) \quad \{\{X^k, Y^\ell\}\} = \sum_{i=0}^{k-1} \sum_{j=0}^{\ell-1} (X_R^i \boxtimes Y_L^j) \{\{X, Y\}\} (X_L^{k-1-i} \boxtimes Y_R^{\ell-1-j}).$$

4.1. r -Matrix Bracket for Planar Networks. In this section, we show that double brackets for planar networks can be described in terms of an r -matrix formula using the boundary measurement matrix. This was shown, in the commutative case, for square matrices (same number of sources and sinks), in [GSV09]. (For quantum case see [CS20])

For each n , we define the element $r_n \in \text{Mat}_n \mathbb{Q} \otimes \text{Mat}_n \mathbb{Q}$ as

$$(13) \quad r_n = \frac{1}{2} \sum_{i < j} E_{ji} \boxtimes E_{ij} - E_{ij} \boxtimes E_{ji}$$

Our main theorem for planar networks is the following.

Theorem 24. Suppose Γ is an acyclic perfect planar network with m sources and n sinks separated from each other on the boundary. Denote the corresponding boundary measurement matrix $B = B_\Gamma$, then

$$(14) \quad \{\{B, B\}\} = r_m(B_L \boxtimes B_R) - ((B_L \boxtimes B_R)r_n)^\tau$$

In particular, if B is square (with $m = n$), then

$$\{\{B, B\}\} = [r_n, B_L \boxtimes B_R]_\tau$$

where $[A, B]_\tau = AB - (BA)^\tau$ stands for the twisted commutator.

We will prove Theorem 24 in steps. First we will show that it holds for the elementary pieces consisting of a single trivalent vertex, and then we will show that the r -matrix bracket is preserved under the fusion process.

First we consider the elementary networks Γ_\circ and Γ_\bullet , which consist of a single white (resp. black) trivalent vertex.

Lemma 25. The result of Theorem 24 holds for Γ_\circ and Γ_\bullet .

Proof. Consider first Γ_\circ . It has one source and two sinks, and so B_{Γ_\circ} is the 1-by-2 matrix

$$B = (x_3 x_2 \quad x_3 x_1)$$

The brackets are given by

$$\begin{aligned} \{\{B, B\}\} &= \frac{1}{2} \begin{pmatrix} 0 & -x_3 x_2 \otimes x_3 x_1 & x_3 x_1 \otimes x_3 x_2 & 0 \end{pmatrix} \\ &= \frac{1}{2} \begin{pmatrix} 0 & -b_{11} \otimes b_{12} & b_{12} \otimes b_{11} & 0 \end{pmatrix} \end{aligned}$$

In this case, $r_1 = (0)$ is the 1-by-1 zero matrix, and

$$\begin{aligned} (B_L \boxtimes B_R)r_2 &= \frac{1}{2} \begin{pmatrix} b_{11} \otimes b_{11} & b_{11} \otimes b_{12} & b_{12} \otimes b_{11} & b_{12} \otimes b_{12} \end{pmatrix} \begin{pmatrix} 0 & 0 & 0 & 0 \\ 0 & 0 & -1 & 0 \\ 0 & 1 & 0 & 0 \\ 0 & 0 & 0 & 0 \end{pmatrix} \\ &= \frac{1}{2} \begin{pmatrix} 0 & b_{12} \otimes b_{11} & -b_{11} \otimes b_{12} & 0 \end{pmatrix} \end{aligned}$$

We see that $\{\{B, B\}\} = -((B_L \boxtimes B_R)r_2)^\tau$, and so the formula holds for Γ_\circ .

Now we consider Γ_\bullet . There are two sources and one sink, so the boundary measurement matrix is the 2-by-1 matrix

$$B = \begin{pmatrix} y_1 y_3 \\ y_2 y_3 \end{pmatrix}$$

The bracket relations are

$$\{\{B, B\}\} = \frac{1}{2} \begin{pmatrix} 0 \\ -y_2 y_3 \otimes y_1 y_3 \\ y_1 y_3 \otimes y_2 y_3 \\ 0 \end{pmatrix} = \frac{1}{2} \begin{pmatrix} 0 \\ -b_{21} \otimes b_{11} \\ b_{11} \otimes b_{21} \\ 0 \end{pmatrix}$$

On the other hand,

$$r_2(B_L \boxtimes B_R) = \frac{1}{2} \begin{pmatrix} 0 & 0 & 0 & 0 \\ 0 & 0 & -1 & 0 \\ 0 & 1 & 0 & 0 \\ 0 & 0 & 0 & 0 \end{pmatrix} \begin{pmatrix} b_{11} \otimes b_{11} \\ b_{11} \otimes b_{21} \\ b_{21} \otimes b_{11} \\ b_{21} \otimes b_{21} \end{pmatrix} = \frac{1}{2} \begin{pmatrix} 0 \\ -b_{21} \otimes b_{11} \\ b_{11} \otimes b_{21} \\ 0 \end{pmatrix}$$

This confirms that the formula holds for Γ_\bullet . \square

Lemma 26. *Any trivalent network Γ in a disk with non-interlacing univalent sources and sinks on the boundary and with no sources or sinks inside the disk and no oriented cycles can be built by consecutively gluing trivalent pieces Γ_\circ and Γ_\bullet to the boundary.*

Proof. We prove the Lemma by induction on the number of inner (trivalent) vertices of the network, starting with a network with one inner vertex. If Γ has only one inner vertex, then it has to be of type Γ_\circ or Γ_\bullet and the statement is proved.

Assume that Γ has more than one inner vertex. Consider the set of sinks I on the boundary. Let \widehat{V} be the subset of inner vertices which are connected to I by one arc. For $\hat{v} \in \widehat{V}$ we consider three possible cases.

- 1 \hat{v} is white, there is one incoming arrow $\alpha(\hat{v})$ to \hat{v} and two outgoing arrows $\beta(\hat{v})$ and $\gamma(\hat{v})$, both connecting \hat{v} to two neighboring sinks B and C (see Figure 9 Type 1). Cutting off the piece of the disk containing B, C , and \hat{v} along the dashed curve, we obtain a network with one less boundary sink and one less inner vertex, satisfying all conditions of the lemma and, thus, this case is proved by induction.
- 2 \hat{v} is a black vertex with two incoming arrows $\alpha(\hat{v})$ and $\beta(\hat{v})$ and one outgoing arrow $\gamma(\hat{v})$ connecting \hat{v} to sink C (see Figure 9 Type 2)). Again, cutting off the sink C and vertex \hat{v} along the dashed curve, we obtain a disk with one more sink and one less inner vertex and we are done by induction.
- 3 \hat{v} is a white vertex with one incoming arrow $\alpha(\hat{v})$, one outgoing arrow $\beta(\hat{v})$ connecting \hat{v} with sink B , and another outgoing arrow $\gamma(\hat{v})$ not connecting \hat{v} to another sink (see Figure 9 Type 3). Note that cutting along the dotted curve might break the condition that sources and sinks are separated. Hence, such a simple inductive argument does not work in this case.

We will prove now that the set \widehat{V} contains at least one vertex of type 1 or 2. Indeed, assume that \widehat{V} contains only vertices of type 3. We will show that then Γ must have an oriented cycle. Indeed, remove from Γ each arc $\beta(\hat{v})$ for all $\hat{v} \in \widehat{V}$. The result is an oriented graph in the disk with no sinks, and only sources on the boundary. Such graph must have an oriented cycle because any oriented path can be extended (any vertex has an outgoing arrow). Then, for any Γ satisfying the lemma's condition, we can always apply induction step of type 1 or 2. \square

Because any network Γ that we consider can be built from these trivalent pieces Γ_\circ and Γ_\bullet by gluing, Theorem 24 follows by induction from the next lemma.

Lemma 27. *Suppose that Γ_1 and Γ_2 are perfect planar networks with boundary measurement matrices $X = B_{\Gamma_1}$ and $Y = B_{\Gamma_2}$, of sizes m -by- k and k -by- n respectively. Let Γ be the network obtained by glueing the sinks of Γ_1 to the sources of Γ_2 , with boundary measurement matrix $B = XY$. If the statement of Theorem 24 holds for both Γ_1 and Γ_2 , then it holds for Γ as well.*

Proof. First note that because boundary vertices are univalent, it follows from the local definition of the bracket that $\{\{X, Y\}\} = 0$. Then since $B = XY$, we have by Proposition 22 combined with Corollary 10 that

$$\{\{B, B\}\} = \{\{XY, XY\}\} = \{\{X, X\}\}(Y_L \boxtimes \mathbf{1})(\mathbf{1} \boxtimes Y_R) + (\mathbf{1} \boxtimes X_L)(X_R \boxtimes \mathbf{1})\{\{Y, Y\}\}$$

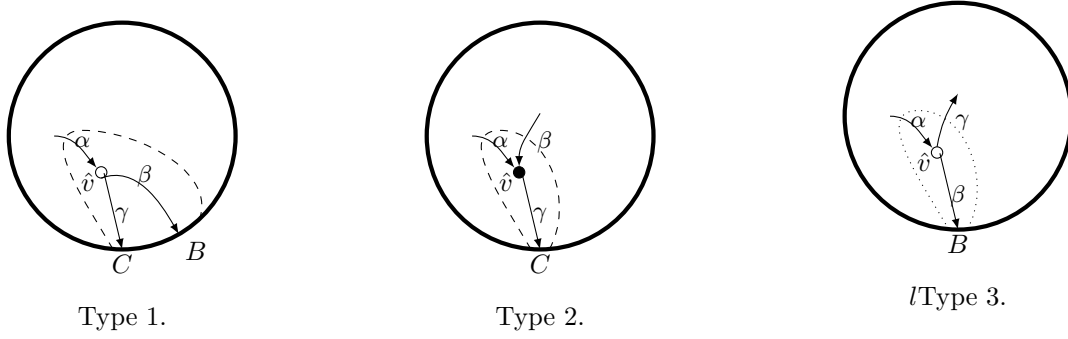


FIGURE 9. Three types of an inner vertex connected to a sink. Note that the figure of type 3 shows only one possible cyclic order of α, β, γ . One can also exchange order of α and γ .

Using the assumption that the r -matrix formula holds for X and Y , we get

$$(15) \quad \begin{aligned} \{\{B, B\}\} &= r_m(X_L \boxtimes X_R)(Y_L \boxtimes \mathbf{1})(\mathbf{1} \boxtimes Y_R) - (X_R \boxtimes X_L)r_k(Y_L \boxtimes \mathbf{1})(\mathbf{1} \boxtimes Y_R) \\ &\quad + (\mathbf{1} \boxtimes X_L)(X_R \boxtimes \mathbf{1})r_k(Y_L \boxtimes Y_R) - (\mathbf{1} \boxtimes X_L)(X_R \boxtimes \mathbf{1})(Y_R \boxtimes Y_L)r_n \end{aligned}$$

Although for general matrices A, B, C, D with noncommuting entries $(A \boxtimes B)(C \boxtimes D) \neq AC \boxtimes BD$, it is true however, that $(Y_L \boxtimes \mathbf{1})(\mathbf{1} \boxtimes Y_R) = (Y_L \boxtimes Y_R)$, and similarly that $(\mathbf{1} \boxtimes X_R)(X_L \boxtimes \mathbf{1}) = X_L \boxtimes X_R$. So the middle two terms in the equation above cancel. Also, it is true in general that $(A_L \boxtimes B_R)(C_L \boxtimes D_R) = A_L C_L \boxtimes B_R D_R$. So (15) simplifies to

$$\begin{aligned} \{\{B, B\}\} &= r_m(X_L Y_L \boxtimes X_R Y_R) - (X_R Y_R \boxtimes X_L Y_L)r_n \\ &= r_m(B_L \boxtimes B_R) - \left((B_L \boxtimes B_R)r_n \right)^\tau \end{aligned}$$

□

4.2. r -Matrix Bracket for Cylindrical Networks. In this subsection we prove that the double brackets for cylindrical networks can be presented in an analogous way to Theorem 24. In this case, we use (for each n) the trigonometric r -matrix for $GL(n)$:

$$(16) \quad r_n(\lambda, \mu) = \frac{1}{2} \frac{\mu + \lambda}{\mu - \lambda} \sum_{m=1}^n E_{mm} \boxtimes E_{mm} + \frac{1}{\mu - \lambda} \sum_{1 \leq i < j \leq n} (\lambda E_{ij} \boxtimes E_{ji} + \mu E_{ji} \boxtimes E_{ij}).$$

Here the entries of $r_n(\lambda, \mu)$ are elements of $\mathbf{k} = \mathbb{C}(\lambda, \mu)$, the ground field, which for this subsection is chosen to be the ring of rational functions in two variables λ and μ commonly referred to as *spectral parameters*.

The analogue of Theorem 24 for cylindrical networks is the following.

Theorem 28. *Let Γ be a perfect cylindrical network with m sources and n sinks. Then*

$$(17a) \quad \{\{B(\lambda), B(\mu)\}\} = r_m(\lambda, \mu)(B_L(\lambda) \boxtimes B_R(\mu)) - \left((B_L(\lambda) \boxtimes B_R(\mu)) r_n(\lambda, \mu) \right)^\tau$$

In particular, if $B(\lambda)$ is a square matrix, then this can be written as a twisted commutator:

$$(17b) \quad \{\{B(\lambda), B(\mu)\}\} = [r(\lambda, \mu), B_L(\lambda) \boxtimes B_R(\mu)]_\tau$$

Again we prove this in two steps by first proving the result for elementary building blocks, and then showing that the twisted commutator expression above is preserved under gluing. Recall that Γ_\circ and Γ_\bullet are the elementary networks consisting of a single trivalent vertex, as depicted in Figure 6.

Lemma 29. *The statement of Theorem 28 holds for the elementary networks Γ_\circ and Γ_\bullet .*

Proof. The proof will be almost the same as in the planar case, but we will also need to consider the cases that one of the three edges crosses the cut. Note that Lemma 26 holds by the same arguments for any oriented trivalent network in a cylinder without oriented cycles and with no sources or sinks inside.

First let us consider Γ_\circ , and assume that the network does not cross the cut. Then as in the planar case, the boundary measurement matrix is:

$$B(\lambda) = \begin{pmatrix} x_3 x_2 & x_3 x_1 \end{pmatrix},$$

and the brackets are given by

$$\begin{aligned}\{\{B(\lambda), B(\mu)\}\} &= \frac{1}{2} \begin{pmatrix} 0 & -x_3x_2 \otimes x_3x_1 & x_3x_1 \otimes x_3x_2 & 0 \end{pmatrix} \\ &= \frac{1}{2} \begin{pmatrix} 0 & -b_{11} \otimes b_{12} & b_{12} \otimes b_{11} & 0 \end{pmatrix}\end{aligned}$$

In the cylindrical case, $r_1(\lambda, \mu)$ is the 1-by-1 matrix with coefficient $\frac{\mu+\lambda}{2(\mu-\lambda)}$. So we have

$$r_1(\lambda, \mu)(B_L(\lambda) \boxtimes B_R(\mu)) = \frac{\mu + \lambda}{2(\mu - \lambda)} \begin{pmatrix} b_{11} \otimes b_{11} & b_{11} \otimes b_{12} & b_{12} \otimes b_{11} & b_{12} \otimes b_{12} \end{pmatrix}$$

On the other hand, we have

$$\begin{aligned}(B_L(\lambda) \boxtimes B_R(\mu))r_2(\lambda, \mu) &= \frac{1}{2(\mu - \lambda)} \begin{pmatrix} b_{11} \otimes b_{11} & b_{11} \otimes b_{12} & b_{12} \otimes b_{11} & b_{12} \otimes b_{12} \end{pmatrix} \begin{pmatrix} \mu + \lambda & 0 & 0 & 0 \\ 0 & 0 & 2\lambda & 0 \\ 0 & 2\mu & 0 & 0 \\ 0 & 0 & 0 & \mu + \lambda \end{pmatrix} \\ &= \frac{1}{2(\mu - \lambda)} \begin{pmatrix} (\mu + \lambda)(b_{11} \otimes b_{11}) & 2\mu(b_{12} \otimes b_{11}) & 2\lambda(b_{11} \otimes b_{12}) & (\mu + \lambda)(b_{12} \otimes b_{12}) \end{pmatrix}\end{aligned}$$

After applying τ and subtracting from the equation above, we see that the formula holds for Γ_\circ . Note that although λ and μ appear in each term, after subtracting all nonzero coefficients become $\frac{\lambda-\mu}{\mu-\lambda}$ or $\frac{\mu-\lambda}{\mu-\lambda}$, and it agrees with the planar case.

The calculation for Γ_\bullet is similar, and we leave it to the reader.

Now we must consider the cases where the elementary pieces cross the cut. In this case, the boundary measurement matrices will explicitly depend on the parameter λ . Consider first Γ_\bullet , and suppose that the edge labelled y_2 crosses the cut. If the cut is oriented from left-to-right, then y_2 gets a factor of λ . The boundary measurement matrix in this case is

$$B(\lambda) = \begin{pmatrix} \lambda y_2 y_3 \\ y_1 y_3 \end{pmatrix}$$

Note that the rows are permuted compared to the planar version of Γ_\bullet , because one of the edges crosses the cut. The bracket relations give us

$$\{\{B(\lambda), B(\mu)\}\} = \frac{1}{2} \begin{pmatrix} 0 \\ \lambda y_1 y_3 \otimes y_2 y_3 \\ -\mu y_2 y_3 \otimes y_1 y_3 \\ 0 \end{pmatrix} = \frac{1}{2} \begin{pmatrix} 0 \\ b_{21}(\mu) \otimes b_{11}(\lambda) \\ -b_{11}(\mu) \otimes b_{21}(\lambda) \\ 0 \end{pmatrix}$$

The claim is that this is equal to

$$r_2(\lambda, \mu)(B_L(\lambda) \boxtimes B_R(\mu)) - \left((B_L(\lambda) \boxtimes B_R(\mu))r_1(\lambda, \mu) \right)^\tau = \frac{1}{2(\mu - \lambda)} \begin{pmatrix} (\mu + \lambda)(b_{11}(\lambda) \otimes b_{11}(\mu) - b_{11}(\mu) \otimes b_{11}(\lambda)) \\ 2\lambda(b_{21}(\lambda) \otimes b_{11}(\mu)) - (\mu + \lambda)(b_{21}(\mu) \otimes b_{11}(\lambda)) \\ 2\mu(b_{11}(\lambda) \otimes b_{21}(\mu)) - (\mu + \lambda)(b_{11}(\mu) \otimes b_{21}(\lambda)) \\ (\mu + \lambda)(b_{21}(\lambda) \otimes b_{21}(\mu) - b_{21}(\mu) \otimes b_{21}(\lambda)) \end{pmatrix}$$

There are four equations to check to verify this. The first condition is that $b_{11}(\lambda) \otimes b_{11}(\mu) = b_{11}(\mu) \otimes b_{11}(\lambda)$. This is true, since both are equal to $\lambda\mu y_2 y_3 \otimes y_2 y_3$. Likewise, the fourth condition, that $b_{21}(\lambda) \otimes b_{21}(\mu) = b_{21}(\mu) \otimes b_{21}(\lambda)$, is also true, since both are equal to $y_1 y_3 \otimes y_1 y_3$. The second condition is that

$$\frac{\lambda}{\mu - \lambda}(b_{21}(\lambda) \otimes b_{11}(\mu)) - \frac{\mu + \lambda}{2(\mu - \lambda)}(b_{21}(\mu) \otimes b_{11}(\lambda)) = \frac{1}{2}(b_{21}(\mu) \otimes b_{11}(\lambda))$$

The left-hand side of this equation reduces to

$$\frac{1}{2} \frac{1}{\mu - \lambda} (2\lambda\mu - (\mu + \lambda)\lambda) (y_1 y_3 \otimes y_2 y_3) = \frac{\lambda}{2} (y_1 y_3 \otimes y_2 y_3) = \frac{1}{2} (b_{21}(\mu) \otimes b_{11}(\lambda))$$

The cases for the other ways in which the edges can cross the cut, and the remaining cases for Γ_\circ , are all similar. \square

Now that we have verified the formula for elementary pieces, we will prove a lemma analogous to Lemme 27 for cylindrical networks. This will prove Theorem 28.

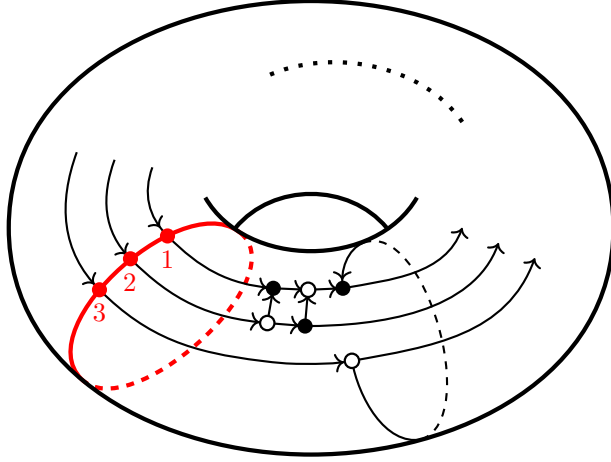


FIGURE 10. Network on a torus with a fixed cut

Lemma 30. *Suppose that Γ_1 and Γ_2 are perfect cylindrical networks with boundary measurement matrices $X(\lambda) = B_{\Gamma_1}(\lambda)$ and $Y(\lambda) = B_{\Gamma_2}(\lambda)$, of sizes m -by- k and k -by- n respectively. Let Γ be the network obtained by glueing the sinks of Γ_1 to the sources of Γ_2 , with boundary measurement matrix $B(\lambda) = X(\lambda)Y(\lambda)$. If the statement of Theorem 28 holds for both Γ_1 and Γ_2 , then it holds for Γ as well.*

Proof. The proof is identical to Lemma 27. □

5. LAX EQUATION AND TRACE HAMILTONIANS

For this section, let Γ be a fixed perfect cylindrical network with equal number of inputs and outputs, say N . Fix ground field $\mathbf{k} = \mathbb{C}(\lambda, \mu)$ consisting of rational functions in two variables λ, μ and denote by $\mathcal{C}^{(1)}$ the \mathbf{k} -linear category generated by paths in Γ starting/terminating at one of the boundary points. Let $B(\lambda) \in \text{Mat}_n \mathcal{C}^{(1)}$ be the corresponding boundary measurement matrix. From Section 3 we know that $\mathcal{C}^{(1)}$ can be equipped with a double bracket which we denote by $\{\{, \}\}$. We will show in Section 6 that the bracket is quasi Poisson.

With Γ we can associate a network on a torus obtained by gluing the two boundary components of a cylinder matching the N points as shown on Figure 10. Let

$$(18) \quad \mathcal{C} = \mathcal{C}^\bullet = \bigoplus_{i=0}^{+\infty} \mathcal{C}^{(i)}$$

stands for the category of paths in the torus network starting/terminating at one of the N points. Note that \mathcal{C} is freely generated by $\mathcal{C}^{(1)}$, hence we can extend the double bracket on $\mathcal{C}^{(1)}$ to⁵

$$\{\{, \}\}: \mathcal{C} \otimes \mathcal{C} \rightarrow \mathcal{C} \otimes \mathcal{C}.$$

In this section we will prove that traces of powers of boundary measurement matrix $B(\lambda)$ serve as generating functions of hamiltonians in involution. Our proof is largely inspired by the well-known Lax method in classical theory of Integrable Systems [Lax68, Cal71, Mos75, OP76, Dub77, RSTS89] (See [RSTS94] for a review). The main difference with the commutative case is that we have three levels of noncommutative Poisson brackets on \mathcal{C} :

- The double bracket

$$\{\{ -, - \}\}: \mathcal{C} \otimes \mathcal{C} \rightarrow \mathcal{C} \otimes \mathcal{C},$$

- An H_0 -Poisson structure

$$\{-, -\}: \mathcal{C}_{\mathfrak{h}} \otimes \mathcal{C} \rightarrow \mathcal{C},$$

- Lie Bracket

$$\langle -, - \rangle: \mathcal{C}_{\mathfrak{h}} \otimes \mathcal{C}_{\mathfrak{h}} \rightarrow \mathcal{C}_{\mathfrak{h}},$$

⁵Note that this double bracket is closely related but different from the double bracket on a conjugate surface corresponding to the torus network. The main difference is that we no longer think of objects of \mathcal{C} as boundary points, but rather as points on the fixed cut of a conjugate surface. This records an additional information about the cut of the conjugate surface.

where \mathcal{C}_{\natural} stands for the *universal trace* in \mathcal{C} : the linear span of loops (i.e. directed cycles) modulo commutators. This is also called the *cyclic space*, since it can be thought of as words in the generators which represent cycles, but considered equivalent up to cyclic permutation. It is worth noting that \mathcal{C}_{\natural} is considered as a vector space, and not an algebra. The H_0 -Poisson structure and Lie bracket mentioned above are induced by the double bracket, namely

$$(19) \quad \{-, -\} = \mu \circ \{\!\{-, -\}\!\} \quad \text{and} \quad \langle -, - \rangle = \overline{\mu \circ \{\!\{-, -\}\!\}}.$$

where μ is the concatenation map

$$\mu : \text{Hom}(A, B) \otimes \text{Hom}(B, C) \rightarrow \text{Hom}(A, C).$$

Note that the right hand side in both formulas (19) is well-defined only when the first argument is a linear combination of loops. Since the bracket $\{-, -\}$ has the property that $\{ab, c\} = \{ba, c\}$ whenever ab is a loop, the left argument may be considered an element of \mathcal{C}_{\natural} , as indicated above.

The Leibniz identity in both arguments is satisfied only on the level of a double bracket, while the two major statements of Theorems 32 and 33 hold only at the level of H_0 -Poisson structure and Lie Bracket respectively. In our proofs we will be working from the top to the bottom, first applying the Leibniz identity followed by considering an induced bracket.

At the last step of the proof it will be important for us that the trigonometric r -matrix (16) has the following form

$$(20) \quad r(\lambda, \mu) = \sum_{m,n=1}^N \rho_{mn}(\lambda, \mu) E_{mn} \boxtimes E_{nm},$$

where $\rho_{mn}(\lambda, \mu) \in \mathbf{k} = \mathbb{C}(\lambda, \mu)$ are elements of the ground field.

Remark 31. Note that the twisted commutator formula (14) combined with (4) imposes severe restrictions on the form of an r -matrix, which come from examination of sources and targets of the resulting expression. In, particular, whenever $B(\lambda)$ is a square boundary measurement matrix with distinct sources and targets of all entries, the corresponding r -matrix entering (14) must necessarily be of the form (20).

Theorem 32. Let Γ be a perfect cylindrical network, $\{\!\{-, -\}\!\}$ stands for the double bracket on \mathcal{C} , and let

$$\{-, -\} : \mathcal{C}_{\natural} \otimes \mathcal{C} \rightarrow \mathcal{C}$$

be the induced H_0 -Poisson bracket. Then boundary measurement matrix $B(\lambda)$ for network Γ satisfies the Lax equation

$$(21a) \quad \left\{ \overline{\text{tr } B(\lambda)^k}, B(\mu) \right\} = M(\lambda, \mu; k) B(\mu) - B(\mu) M(\lambda, \mu; k),$$

where

$$(21b) \quad M(\lambda, \mu; k)_{b_1 b_2} = k \rho_{b_2 b_1}(\lambda, \mu) (B(\lambda)^k)_{b_1 b_2}.$$

Proof. In order to avoid cumbersome intermediate formulas we employ Sweedler notation for the r -matrix, $r(\lambda, \mu) = r_1 \boxtimes r_2$ and omit the summation index over the products of pure tensors. Moreover, below we assume summation over repeating matrix indices, i.e.

$$X_{a_1 a_2} Y_{a_2 a_3} := \sum_{a_2=1}^N X_{a_1 a_2} Y_{a_2 a_3}.$$

Throughout the proof, the tensor product always stands for the usual tensor product of morphisms in k -linear category and concatenation is applied componentwise $(f \otimes g)(h \otimes m) = (fh) \otimes (gm)$.

Step I: In terms of components, the twisted commutator bracket (14) reads:

$$(22) \quad \begin{aligned} \{\!\{B(\lambda)_{a_1 a_3}, B(\mu)_{b_1 b_3}\}\!\} &= \left([r(\lambda, \mu), B(\lambda)_L \boxtimes B(\mu)_R]_{\tau} \right)_{(a_1 a_3), (b_1 b_3)} \\ &= [(r_1)_{a_1 a_2} \otimes (r_2)_{b_1 b_2}] [B(\lambda)_{a_2 a_3} \otimes B(\mu)_{b_2 b_3}] \\ &\quad - [B(\mu)_{b_1 b_2} \otimes B(\lambda)_{a_1 a_2}] [(r_2)_{b_2 b_3} \otimes (r_1)_{a_2 a_3}] \end{aligned}$$

Step II: Compute the double bracket with a k -th power of a Lax matrix using double Leibniz identities

$$\begin{aligned}
(23) \quad \left\{ \overline{(B(\lambda)^k)_{a_1 a_5}}, B(\mu)_{b_1 b_5} \right\} &\stackrel{(12)}{=} \sum_{i=0}^k \left[\mathbf{1}_{b_1} \otimes (B(\lambda)^i)_{a_1 a_2} \right] \left\{ B(\lambda)_{a_2 a_4}, B(\mu)_{b_1 b_5} \right\} \left[(B(\lambda)^{k-i-1})_{a_4 a_5} \otimes \mathbf{1}_{b_5} \right] \\
&\stackrel{(22)}{=} \sum_{i=0}^{k-1} \left[\mathbf{1}_{b_1} \otimes (B(\lambda)^i)_{a_1 a_2} \right] \left([(r_1)_{a_2 a_3} \otimes (r_2)_{b_1 b_3}] [B(\lambda)_{a_3 a_4} \otimes B(\mu)_{b_3 b_5}] \right. \\
&\quad \left. - [B(\mu)_{b_1 b_3} \otimes B(\lambda)_{a_2 a_3}] [(r_2)_{b_3 b_5} \otimes (r_1)_{a_3 a_4}] \right) \left[(B(\lambda)^{k-i-1})_{a_4 a_5} \otimes \mathbf{1}_{b_5} \right] \\
&= \sum_{i=0}^{k-1} (r_1 B(\lambda)^{k-i})_{a_2 a_5} \otimes (B(\lambda)^i)_{a_1 a_2} (r_2 B(\mu))_{b_1 b_5} \\
&\quad - \sum_{i=0}^{k-1} (B(\mu) r_2)_{b_1 b_5} (B(\lambda)^{k-i-1})_{a_4 a_5} \otimes (B(\lambda)^{i+1} r_1)_{a_1 a_4}.
\end{aligned}$$

Step III: Compute an H_0 -Poisson bracket with the trace of a k -th power of Lax matrix by taking the composition of (23) with the multiplication map.

$$\begin{aligned}
(24) \quad \left\{ \overline{(B(\lambda)^k)_{a_1 a_1}}, B(\mu)_{b_1 b_5} \right\} &= \mu \left(\left\{ (B(\lambda)^k)_{a_1 a_1}, B(\mu)_{b_1 b_5} \right\} \right) \\
&\stackrel{(23)}{=} k (r_1 B(\lambda)^k)_{a_2 a_2} (r_2 B(\mu))_{b_1 b_5} - k (B(\mu) r_2)_{b_1 b_5} (B(\lambda)^k r_1)_{a_4 a_4} \\
&\stackrel{(20)}{=} k \sum_{i,j=0}^N \rho_{ij}(\lambda, \mu) (E_{ij} B(\lambda)^k)_{a_2 a_2} (E_{ji} B(\mu))_{b_1 b_5} \\
&\quad - k \sum_{i,j=0}^N \rho_{ij}(\lambda, \mu) (B(\mu) E_{ji})_{b_1 b_5} (B(\lambda)^k E_{ij})_{a_4 a_4} \\
&= k \sum_{i=1}^N \rho_{ib_1}(\lambda, \mu) (B(\lambda)^k)_{b_1 i} B(\mu)_{ib_5} - k \sum_{j=1}^N \rho_{b_5 j}(\lambda, \mu) B(\mu)_{b_1 j} (B(\lambda)^k)_{j b_5} \\
&= (M(\lambda, \mu; k) B(\mu) - B(\mu) M(\lambda, \mu; k))_{b_1 b_5}.
\end{aligned}$$

□

Similarly to the commutative case, Lax equation (21) allows one to prove that Hamiltonians of the system Poisson commute with each other. However, it is worth noting that neither the double bracket, nor the H_0 -Poisson bracket between traces of powers of boundary measurement matrix vanish identically, only the Lie bracket between the associated elements of the cyclic space does.

Theorem 33. *Let Γ be a perfect cylindrical network, $\{\{-, -\}\}$ the double bracket on \mathcal{C} , and let $\langle -, - \rangle$ be the induced bracket on the cyclic space \mathcal{C}_\natural . Define the elements $H_{ij} \in \mathcal{C}$ by*

$$\mathrm{tr} (B_\Gamma(\lambda)^i) = \sum_j H_{ij} \lambda^j$$

Then $\langle \overline{H_{ij}}, \overline{H_{k\ell}} \rangle = 0$ for all i, j, k, ℓ .

Proof. An H_0 -Poisson bracket $\{-, -\} : \mathcal{C}_\natural \otimes \mathcal{C} \rightarrow \mathcal{C}$ satisfies Leibniz identity in the second argument, i.e. for all $h \in \mathcal{C}_\natural$ and all composable $f, g \in \mathcal{C}$ we have

$$(25) \quad \{h, fg\} = f\{h, g\} + \{h, f\}g.$$

Step I: Compute an H_0 -Poisson bracket between traces of powers of $B(\lambda)$

$$\begin{aligned}
(26) \quad \left\{ \overline{(B(\lambda)^k)_{a_1 a_1}}, (B(\mu)^l)_{b_1 b_5} \right\} &\stackrel{(25)}{=} \sum_{j=0}^{l-1} (B(\mu)^j)_{b_1 b_2} \left\{ \overline{(B(\lambda)^k)_{a_1 a_1}}, (B(\mu)^l)_{b_2 b_4} \right\} (B(\mu)^{l-j-1})_{b_4 b_5} \\
&\stackrel{(24)}{=} \sum_{j=0}^{l-1} (B(\mu)^j M(\lambda, \mu; k) B(\mu)^{l-j} - B(\mu)^{j+1} M(\lambda, \mu; k) B(\mu)^{l-j-1})_{b_1 b_5} \\
&= (M(\lambda, \mu; k) B(\mu)^l - B(\mu)^l M(\lambda, \mu; k))_{b_1 b_5}.
\end{aligned}$$

Step II: Taking the the trace and quotient by the commutant on both sides of (26) we obtain

$$\begin{aligned}
\left\langle \overline{(B(\lambda)^k)_{a_1 a_1}}, \overline{(B(\mu)^l)_{b_1 b_1}} \right\rangle &= \overline{\left\{ (B(\lambda)^k)_{a_1 a_1}, (B(\mu)^l)_{b_1 b_1} \right\}} \\
&\stackrel{(26)}{=} \overline{(M(\lambda, \mu; k)B(\mu)^l - B(\mu)^l M(\lambda, \mu; k))_{b_1 b_1}} \\
&= \overline{M(\lambda, \mu; k)_{b_1 b_2} (B(\mu)^l)_{b_2 b_1} - (B(\mu)^l)_{b_2 b_1} M(\lambda, \mu; k)_{b_1 b_2}} \\
&= 0 \text{ mod } [\mathcal{C}, \mathcal{C}].
\end{aligned}$$

□

6. r -MATRIX BRACKETS AND DOUBLE QUASI JACOBI IDENTITY

In this section, we describe sufficient conditions for an r -matrix to define a double quasi Poisson bracket via twisted commutator formula (17a). For this section, let \mathcal{C} be a small \mathbf{k} -linear category with $m + n$ objects divided into m “sources” p_1, \dots, p_m and n “targets” q_1, \dots, q_n . Moreover, we assume that \mathcal{C} is \mathbb{Z} -graded with (at most) one-dimensional homogeneous components

$$\dim_{\mathbf{k}} \text{Hom}_k(p_i, q_j) \leq 1, \quad 1 \leq i \leq m, \quad 1 \leq j \leq n.$$

We can introduce the formal $m \times n$ Lax matrix $B(\lambda)$ with a spectral parameter by describing its matrix elements as

$$B(\lambda)_{i,j} = \sum_{k \in \mathbb{Z}} h_{i,j}(k) \lambda^k \in \text{Hom}_k(p_i, q_j), \quad 1 \leq i \leq m, \quad 1 \leq j \leq n.$$

Here $h_{i,j}(k) \in \text{Hom}_k(p_i, q_j)$ stands for the only generator of the corresponding homogeneous component of $\text{Hom}(p_i, q_j)$.

Define biderivation on \mathcal{C} by the twisted commutator formula (17a)

$$(27) \quad \{\!\{ B(\lambda), B(\mu) \}\!\} = r(\lambda, \mu)(B_L(\lambda) \boxtimes B_R(\mu)) - \left((B_L(\lambda) \boxtimes B_R(\mu)) \underline{r}(\lambda, \mu) \right)^\tau,$$

where r and \underline{r} are $m^2 \times m^2$ and $n^2 \times n^2$ matrices respectively, with entries in $\mathbf{k}(\lambda, \mu)$:

$$r = \sum_{i,j,k,l=1}^m r_{ij}^{kl}(\lambda, \mu) E(m)_{ij} \boxtimes E(m)_{kl}, \quad \underline{r} = \sum_{i,j,k,l=1}^n \underline{r}_{ij}^{kl}(\lambda, \mu) E(n)_{ij} \boxtimes E(n)_{kl}.$$

The double brackets between Lax matrix elements read

$$\{\!\{ B(\lambda)_{a_1 a_3}, B(\mu)_{b_1 b_3} \}\!\} = \sum_{a_2, b_2=1}^m r_{a_1 a_2}^{b_1 b_2}(\lambda, \mu) (B(\lambda)_{a_2 a_3} \otimes B(\mu)_{b_2 b_3}) - \sum_{a_2, b_2=1}^n (B(\mu)_{b_1 b_2} \otimes B(\lambda)_{a_1 a_2}) \underline{r}_{a_2 a_3}^{b_2 b_3}(\lambda, \mu).$$

Skew-Symmetry. From (5a) we know that double bracket (27) should satisfy

$$\begin{aligned}
0 &= \{\!\{ B(\lambda)_{a_1 a_3}, B(\mu)_{b_1 b_3} \}\!\} + \{\!\{ B(\mu)_{b_1 b_3}, B(\lambda)_{a_1 a_3} \}\!\}^\tau \\
&= \sum_{a_2, b_2=1}^m (r_{a_1 a_2}^{b_1 b_2}(\lambda, \mu) + r_{b_1 b_2}^{a_1 a_2}(\mu, \lambda)) B(\lambda)_{a_2 a_3} \otimes B_{b_2 b_3}(\mu) - \sum_{a_2, b_2=1}^n (\underline{r}_{a_2 a_3}^{b_2 b_3}(\lambda, \mu) + \underline{r}_{b_2 b_3}^{a_2 a_3}(\mu, \lambda)) B(\mu)_{b_1 b_2} \otimes B(\lambda)_{a_1 a_2}
\end{aligned}$$

As a corollary, sufficient conditions for an r -matrix to define skew-symmetric biderivation are

$$(28a) \quad r_{a_1 a_2}^{b_1 b_2}(\lambda, \mu) + r_{b_1 b_2}^{a_1 a_2}(\mu, \lambda) = 0,$$

$$(28b) \quad \underline{r}_{a_2 a_3}^{b_2 b_3}(\lambda, \mu) + \underline{r}_{b_2 b_3}^{a_2 a_3}(\mu, \lambda) = 0.$$

Left Hand Side of Double Quasi-Jacobi Identity. Biderivation (27) defines a triple bracket $\{\!\{ , , \}\!\}$ ([VdB08]) which appears on the left hand side of formula 5d. Action of the triple bracket on the Lax matrix entries can be computed by the following formula

$$\begin{aligned}
\{\!\{ B(\lambda)_{a_1 a_4}, B(\mu)_{b_1 b_4}, B(\nu)_{c_1 c_4} \}\!\} &= \{\!\{ B(\lambda)_{a_1 a_4}, \{\!\{ B(\mu)_{b_1 b_4}, B(\nu)_{c_1 c_4} \}\!\} \}\!\}_L + \sigma_{(1,2,3)}(\{\!\{ B(\mu)_{b_1 b_4}, \{\!\{ B(\nu)_{c_1 c_4}, B(\lambda)_{a_1 a_4} \}\!\} \}\!\}_L) \\
&\quad + \sigma_{(1,3,2)}(\{\!\{ B(\nu)_{c_1 c_4}, \{\!\{ B(\lambda)_{a_1 a_4}, B(\mu)_{b_1 b_4} \}\!\} \}\!\}_L),
\end{aligned}$$

where $\{\{x, y \otimes z\}\}_L = \{\{x, y\}\} \otimes z$, and $\sigma_{(1,2,3)}$ is the cyclic permutation of tensor factors in $\mathcal{C}^{\otimes 3}$. For each of the three terms we get

$$\begin{aligned} \{\{B(\lambda)_{a_1 a_4}, \{B(\mu)_{b_1 b_4}, B(\nu)_{c_1 c_4}\}\}\}_L &= r_{b_1 b_2}^{c_1 c_2}(\mu, \nu) r_{a_1 a_2}^{b_2 b_3}(\lambda, \mu) B(\lambda)_{a_2 a_4} \otimes B(\mu)_{b_3 b_4} \otimes B(\nu)_{c_2 c_4} \\ &\quad - r_{b_1 b_2}^{c_1 c_2}(\mu, \nu) \underline{r}_{a_2 a_4}^{b_3 b_4}(\lambda, \mu) B(\mu)_{b_2 b_3} \otimes B(\lambda)_{a_1 a_2} \otimes B(\nu)_{c_2 c_4} \\ &\quad - r_{a_1 a_2}^{c_1 c_2}(\lambda, \nu) \underline{r}_{b_2 b_4}^{c_3 c_4}(\mu, \nu) B(\lambda)_{a_2 a_4} \otimes B(\nu)_{c_2 c_3} \otimes B(\mu)_{b_1 b_2} \\ &\quad + \underline{r}_{a_2 a_4}^{c_2 c_3}(\lambda, \nu) \underline{r}_{b_2 b_4}^{c_3 c_4}(\mu, \nu) B(\nu)_{c_1 c_2} \otimes B(\lambda)_{a_1 a_2} \otimes B(\mu)_{b_1 b_2}, \end{aligned}$$

$$\begin{aligned} \sigma_{(1,2,3)} \{\{B(\mu)_{b_1 b_4}, \{B(\nu)_{c_1 c_4}, B(\lambda)_{a_1 a_4}\}\}\}_L &= r_{c_1 c_2}^{a_1 a_2}(\nu, \lambda) r_{b_1 b_2}^{c_2 c_3}(\mu, \nu) B(\lambda)_{a_2 a_4} \otimes B(\mu)_{b_2 b_4} \otimes B(\nu)_{c_3 c_4} \\ &\quad - r_{c_1 c_2}^{a_1 a_2}(\nu, \lambda) \underline{r}_{b_2 b_4}^{c_3 c_4}(\mu, \nu) B(\lambda)_{a_2 a_4} \otimes B(\nu)_{c_2 c_3} \otimes B(\mu)_{b_1 b_2} \\ &\quad - r_{b_1 b_2}^{a_1 a_2}(\mu, \lambda) \underline{r}_{c_2 c_4}^{a_3 a_4}(\nu, \lambda) B(\nu)_{c_1 c_2} \otimes B(\mu)_{b_2 b_4} \otimes B(\lambda)_{a_2 a_3}, \\ &\quad \underline{r}_{b_2 b_4}^{a_2 a_3}(\mu, \lambda) \underline{r}_{c_2 c_4}^{a_3 a_4}(\nu, \lambda) B(\nu)_{c_1 c_2} \otimes B(\lambda)_{a_1 a_2} \otimes B(\mu)_{b_1 b_2}, \end{aligned}$$

$$\begin{aligned} \sigma_{(1,3,2)} \{\{B(\nu)_{c_1 c_4}, \{B(\lambda)_{a_1 a_4}, B(\mu)_{b_1 b_4}\}\}\}_L &= r_{a_1 a_2}^{b_1 b_2}(\lambda, \mu) r_{c_1 c_2}^{a_2 a_3}(\nu, \lambda) B(\lambda)_{a_3 a_4} \otimes B(\mu)_{b_2 b_4} \otimes B(\nu)_{c_2 c_4} \\ &\quad - r_{a_1 a_2}^{b_1 b_2}(\lambda, \mu) \underline{r}_{c_2 c_4}^{a_3 a_4}(\nu, \lambda) B(\nu)_{c_1 c_2} \otimes B(\mu)_{b_2 b_4} \otimes B(\lambda)_{a_2 a_3} \\ &\quad - r_{c_1 c_2}^{b_1 b_2}(\nu, \mu) \underline{r}_{a_2 a_4}^{b_3 b_4}(\lambda, \mu) B(\mu)_{b_2 b_3} \otimes B(\lambda)_{a_1 a_2} \otimes B(\nu)_{c_2 c_4} \\ &\quad + \underline{r}_{c_2 c_4}^{b_2 b_3}(\nu, \mu) \underline{r}_{a_2 a_4}^{b_3 b_4}(\lambda, \mu) B(\nu)_{c_1 c_2} \otimes B(\lambda)_{a_1 a_2} \otimes B(\mu)_{b_1 b_2}. \end{aligned}$$

Here and until the end of the subsection we assume the summation over repeating matrix indices. Now, combining coefficients in front of each tensor product we obtain

$$\begin{aligned} \{\{B(\lambda)_{a_1 a_4}, B(\mu)_{b_1 b_4}, B(\nu)_{c_1 c_4}\}\} &= (r_{b_1 b_2}^{c_1 c_3}(\mu, \nu) r_{a_1 a_3}^{b_2 b_3}(\lambda, \mu) + r_{c_1 c_2}^{a_1 a_3}(\nu, \lambda) r_{b_1 b_3}^{c_2 c_3}(\mu, \nu) + r_{a_1 a_2}^{b_1 b_3}(\lambda, \mu) r_{c_1 c_3}^{a_2 a_3}(\nu, \lambda)) \\ &\quad \times B(\lambda)_{a_3 a_4} \otimes B(\mu)_{b_3 b_4} \otimes B(\nu)_{c_3 c_4} \\ &\quad + (\underline{r}_{c_2 c_3}^{a_2 a_4}(\lambda, \nu) \underline{r}_{b_2 b_4}^{c_3 c_4} + \underline{r}_{b_2 b_4}^{a_2 a_3}(\mu, \lambda) \underline{r}_{c_2 c_4}^{a_3 a_4}(\nu, \lambda) + \underline{r}_{c_2 c_4}^{b_2 b_3}(\nu, \mu) \underline{r}_{a_2 a_4}^{b_3 b_4}(\lambda, \mu)) \\ &\quad \times B(\nu)_{c_1 c_2} \otimes B(\lambda)_{a_1 a_2} \otimes B(\mu)_{b_1 b_2} \\ &\quad - (r_{b_1 b_2}^{c_1 c_2}(\mu, \nu) \underline{r}_{a_2 a_4}^{b_3 b_4}(\lambda, \mu) + r_{c_1 c_2}^{b_2 b_3}(\nu, \mu) \underline{r}_{a_2 a_4}^{b_3 b_4}(\lambda, \mu)) B(\mu)_{b_2 b_3} \otimes B(\lambda)_{a_1 a_2} \otimes B(\nu)_{c_2 c_4} \\ &\quad - (r_{a_1 a_2}^{c_1 c_2}(\lambda, \nu) \underline{r}_{b_2 b_4}^{c_3 c_4}(\mu, \nu) + r_{c_1 c_2}^{a_1 a_2}(\nu, \lambda) \underline{r}_{b_2 b_4}^{c_3 c_4}(\mu, \nu)) B(\lambda)_{a_2 a_4} \otimes B(\nu)_{c_2 c_3} \otimes B(\mu)_{b_1 b_2} \\ &\quad - (r_{b_1 b_2}^{a_1 a_2}(\mu, \lambda) \underline{r}_{c_2 c_4}^{a_3 a_4}(\nu, \lambda) + r_{a_1 a_2}^{b_1 b_2}(\lambda, \mu) \underline{r}_{c_2 c_4}^{a_3 a_4}(\nu, \lambda)) B(\nu)_{c_1 c_2} \otimes B(\mu)_{b_2 b_4} \otimes B(\lambda)_{a_2 a_3}. \end{aligned}$$

Assuming that both r and \underline{r} satisfy skew-symmetry condition (28), the last three terms cancel in the formula above and we obtain

$$\begin{aligned} \{\{B(\lambda)_{a_1 a_4}, B(\mu)_{b_1 b_4}, B(\nu)_{c_1 c_4}\}\} &= \\ (29) \quad & (r_{b_1 b_2}^{c_1 c_3}(\mu, \nu) r_{a_1 a_3}^{b_2 b_3}(\lambda, \mu) + r_{c_1 c_2}^{a_1 a_3}(\nu, \lambda) r_{b_1 b_3}^{c_2 c_3}(\mu, \nu) + r_{a_1 a_2}^{b_1 b_3}(\lambda, \mu) r_{c_1 c_3}^{a_2 a_3}(\nu, \lambda)) B(\lambda)_{a_3 a_4} \otimes B(\mu)_{b_3 b_4} \otimes B(\nu)_{c_3 c_4} \\ & + (\underline{r}_{c_2 c_3}^{a_2 a_4}(\lambda, \nu) \underline{r}_{b_2 b_4}^{c_3 c_4}(\mu, \nu) + \underline{r}_{b_2 b_4}^{a_2 a_3}(\mu, \lambda) \underline{r}_{c_2 c_4}^{a_3 a_4}(\nu, \lambda) + \underline{r}_{c_2 c_4}^{b_2 b_3}(\nu, \mu) \underline{r}_{a_2 a_4}^{b_3 b_4}(\lambda, \mu)) \\ & \times B(\nu)_{c_1 c_2} \otimes B(\lambda)_{a_1 a_2} \otimes B(\mu)_{b_1 b_2} \end{aligned}$$

Right Hand Side of Double Quasi-Jacobi Identity. The trivector from the right hand side of the double Quasi Jacobi Identity (5d) reads:

$$\mathbf{T} = \frac{1}{4} \sum_{V \in \text{Obj}(\mathcal{C})} \overline{\partial_V * \partial_V * \partial_V} = \sum_{i=1}^m \overline{\partial_{p_i} * \partial_{p_i} * \partial_{p_i}} + \sum_{j=1}^n \overline{\partial_{q_j} * \partial_{q_j} * \partial_{q_j}}$$

From (3) we get the action of uniderivations on matrix elements

$$\begin{aligned} \partial_{p_k} B(\lambda)_{ij} &= -\delta_{ki} (\mathbf{1}_{p_i} \otimes B(\lambda)_{ij}), \\ \partial_{q_k} B(\lambda)_{ij} &= \delta_{kj} (B(\lambda)_{ij} \otimes \mathbf{1}_{q_i}). \end{aligned}$$

As a corollary, we get

$$\begin{aligned} (30) \quad \mathbf{T}(B(\lambda)_{a_1 a_4} \otimes B(\mu)_{b_1 b_4} \otimes B(\nu)_{c_1 c_4}) &= -\frac{1}{4} \delta_{a_1 b_1} \delta_{a_1 c_1} B(\lambda)_{a_1 a_4} \otimes B(\mu)_{b_1 b_4} \otimes B(\nu)_{c_1 c_4} \\ &\quad + \frac{1}{4} \delta_{a_4 b_4} \delta_{a_4 c_4} B(\nu)_{c_1 c_4} \otimes B(\lambda)_{a_1 a_4} \otimes B(\mu)_{b_1 b_4}. \end{aligned}$$

Quasi Yang-Baxter Equation. Combining (29) with (30) we obtain sufficient conditions for r and \underline{r} which would guarantee that biderivation (27) satisfies double Quasi Jacobi Identity

$$(31a) \quad \sum_{b_2=1}^m r_{b_1 b_2}^{c_1 c_3}(\mu, \nu) r_{a_1 a_3}^{b_2 b_3}(\lambda, \mu) + \sum_{c_2=1}^m r_{c_1 c_2}^{a_1 a_3}(\nu, \lambda) r_{b_1 b_3}^{c_2 c_3}(\mu, \nu) + \sum_{a_2=1}^m r_{a_1 a_2}^{b_1 b_3}(\lambda, \mu) r_{c_1 c_3}^{a_2 a_3}(\nu, \lambda) = -\frac{1}{4} \delta_{a_1 b_1} \delta_{a_1 c_1} \delta_{a_1 a_3} \delta_{b_1 b_3} \delta_{c_1 c_3},$$

$$(31b) \quad \sum_{c_3=1}^n \underline{r}_{c_2 c_3}^{a_2 a_4}(\lambda, \nu) \underline{r}_{b_2 b_4}^{c_3 c_4}(\mu, \nu) + \sum_{a_3=1}^n \underline{r}_{b_2 b_4}^{a_2 a_3}(\mu, \lambda) \underline{r}_{c_2 c_4}^{a_3 a_4}(\nu, \lambda) + \sum_{b_3=1}^n \underline{r}_{c_2 c_4}^{b_2 b_3}(\nu, \mu) \underline{r}_{a_2 a_4}^{b_3 b_4}(\lambda, \mu) = \frac{1}{4} \delta_{a_4 b_4} \delta_{a_4 c_4} \delta_{a_2 a_4} \delta_{b_2 b_4} \delta_{c_2 c_4}$$

Note that equation (31b) has exactly the same form as the equation (31a) modulo relabelling indices and skew symmetry relations (28).

Proposition 34. *Trigonometric r -matrix (16) satisfies skew-symmetry identity (28) and identity (31).*

Proof. Recall that matrix elements of the trigonometric r -matrix (16) have the following form

$$(32) \quad r_{a_1 a_2}^{b_1 b_2}(\lambda, \mu) = \rho_{a_1 a_2}(\lambda, \mu) \delta_{a_1 b_2} \delta_{a_2 b_1}, \quad \rho_{a_1 a_2}(\lambda, \mu) = \begin{cases} \frac{\lambda}{\mu - \lambda} & a_1 < a_2, \\ \frac{1}{2} \frac{\mu + \lambda}{\mu - \lambda} & a_1 = a_2, \\ \frac{\mu}{\mu - \lambda} & a_1 > a_2. \end{cases}$$

From (16) it is immediate that trigonometric r -matrix satisfies skew-symmetry identity (28). At the same time, equation (31a) acquires the following form

$$\sum_{b_2=1}^m \rho_{b_1 b_2}(\mu, \nu) \delta_{b_1 c_3} \delta_{b_2 c_1} \rho_{a_1 a_3}(\lambda, \mu) \delta_{a_1 b_3} \delta_{a_3 b_2} + \sum_{c_2=1}^m \rho_{c_1 c_2}(\nu, \lambda) \delta_{c_1 a_3} \delta_{c_2 a_1} \rho_{b_1 b_3}(\mu, \nu) \delta_{b_1 c_3} \delta_{b_3 c_2} + \sum_{a_2=1}^m \rho_{a_1 a_2}(\lambda, \mu) \delta_{a_1 b_3} \delta_{a_2 b_1} \rho_{c_1 c_3}(\nu, \lambda) \delta_{c_1 a_3} \delta_{c_3 a_2} = -\frac{1}{4} \delta_{a_1 b_1} \delta_{a_1 c_1} \delta_{a_1 a_3} \delta_{b_1 b_3} \delta_{c_1 c_3}$$

Taking the sum and factoring out $\delta_{b_1 c_3} \delta_{a_1 b_3} \delta_{a_3 c_1}$ we obtain an equivalent equation for ρ :

$$(33) \quad \rho_{b_1 c_1}(\mu, \nu) \rho_{a_1 c_1}(\lambda, \mu) + \rho_{c_1 a_1}(\nu, \lambda) \rho_{b_1 a_1}(\mu, \nu) + \rho_{a_1 b_1}(\lambda, \mu) \rho_{c_1 b_1}(\nu, \lambda) + \frac{1}{4} \delta_{a_1 b_1} \delta_{a_1 c_1} = 0.$$

Note that equation (33) is invariant under the simultaneous cyclic permutation of (a_1, b_1, c_1) and (λ, μ, ν) , so without loss of generality we can assume that a_1 is always the smallest index. This leaves us with six cases

Case 1: When $a_1 < b_1 < c_1$, substituting (32) to (33) we get

$$\frac{\mu}{\nu - \mu} \frac{\lambda}{\mu - \lambda} + \frac{\lambda}{\lambda - \nu} \frac{\nu}{\nu - \mu} + \frac{\lambda}{\mu - \lambda} \frac{\lambda}{\lambda - \nu} = 0.$$

Case 2: When $a_1 < c_1 < b_1$ we have

$$\frac{\nu}{\nu - \mu} \frac{\lambda}{\mu - \lambda} + \frac{\lambda}{\lambda - \nu} \frac{\nu}{\nu - \mu} + \frac{\lambda}{\mu - \lambda} \frac{\nu}{\lambda - \nu} = 0.$$

Case 3: When $a_1 = b_1 < c_1$

$$\frac{\mu}{\nu - \mu} \frac{\lambda}{\mu - \lambda} + \frac{\lambda}{\lambda - \nu} \frac{1}{2} \frac{\mu + \nu}{\nu - \mu} + \frac{1}{2} \frac{\lambda + \mu}{\mu - \lambda} \frac{\lambda}{\lambda - \nu} = 0.$$

Case 4: When $a_1 < b_1 = c_1$

$$\frac{1}{2} \frac{\nu + \mu}{\nu - \mu} \frac{\lambda}{\mu - \lambda} + \frac{\lambda}{\lambda - \nu} \frac{\nu}{\nu - \mu} + \frac{\lambda}{\mu - \lambda} \frac{1}{2} \frac{\lambda + \nu}{\lambda - \nu} = 0$$

Case 5: When $a_1 = c_1 < b_1$

$$\frac{\nu}{\nu - \mu} \frac{1}{2} \frac{\mu + \lambda}{\mu - \lambda} + \frac{1}{2} \frac{\lambda + \nu}{\lambda - \nu} \frac{\nu}{\nu - \mu} + \frac{\lambda}{\mu - \lambda} \frac{\nu}{\lambda - \nu} = 0$$

Case 6: Finally, when $a_1 = b_1 = c_1$ we have

$$\frac{1}{2} \frac{\mu + \nu}{\nu - \mu} \frac{1}{2} \frac{\mu + \lambda}{\mu - \lambda} + \frac{1}{2} \frac{\lambda + \nu}{\lambda - \nu} \frac{1}{2} \frac{\nu + \mu}{\nu - \mu} + \frac{1}{2} \frac{\mu + \lambda}{\mu - \lambda} \frac{1}{2} \frac{\lambda + \nu}{\lambda - \nu} + \frac{1}{4} = 0.$$

□

7. REFACTORIZATION DYNAMICS

In the theory of classical Integrable Systems, Lax equation with r -matrix (13) allows one to define a Hamilton flow which interpolates the refactorization of Lax matrix B as a product of lower and upper triangular matrices [STS85] (see also [RSTS94] and [HKKR00]). In this section we show that some of the classical results about refactorization dynamics generalize to noncommutative case.

Let Γ be a perfect cylindrical network with equal number of inputs and outputs, say N . As in Section 5, consider a torus glued out of cylinder by matching the marked points and denote by \mathcal{C} the associated category of paths starting/terminating at one of the N marked points (see Figure 10). Denote the corresponding boundary measurement matrix by $B(\lambda)$.

In the classical case, interpolating hamiltonian for refactorization dynamics is given by

$$(34) \quad H = \frac{1}{2} \text{tr} (\log B)^2.$$

For the purpose of this section we will restrict our attention to the formal neighbourhood of the identity matrix. Then one can think of (34) as a power series in $(B - \mathbf{1})$.

7.1. Brackets Between Infinite Series. Our first major goal is compute a Hamilton flow given by (34) in the noncommutative case. To this end we must extend double Poisson brackets (14) between matrix elements of the boundary measurement matrix $B(\lambda)$ to an appropriate completion. Indeed, let

$$(35) \quad X(\lambda) = B(\lambda) - \mathbf{1}$$

be a difference with the identity matrix. Because there is no relations between matrix elements of X we can introduce a grading on \mathcal{C} by nonnegative integers

$$\mathcal{C} = \bigoplus_{m \in \mathbb{Z}_{\geq 0}} \mathcal{C}_{(m)},$$

where $\mathcal{C}_{(m)}$ is spanned by monomials of length m in matrix elements $X_{i,j}$. Here we allow only composable monomials such as $X_{1,2}X_{2,4}X_{4,7}$.

Note that the above grading is slightly different from grading (18) by the winding number due to the fact that $X(\lambda)$ is shifted by identity matrix (35). In particular, the double bracket is no longer homogeneous with respect to the above grading. Instead, we have the following

Lemma 35. *The restriction of the double bracket on homogeneous components is given by a map*

$$(36) \quad \{\{ \cdot, \cdot \} : \mathcal{C}_{(m)} \otimes \mathcal{C}_{(n)} \rightarrow \bigoplus_{\epsilon=0}^2 (\mathcal{C} \otimes \mathcal{C})_{m+n-\epsilon}.$$

Proof. The double bracket between matrix elements of $X(\lambda)$ reads

$$\begin{aligned} \{\{X(\lambda)_{a_1 a_3}, X(\mu)_{b_1 b_3}\}\} &= \{\{B(\lambda)_{a_1 a_3}, B(\mu)_{b_1 b_3}\}\} \\ &\stackrel{(22)}{=} [(r_1)_{a_1 a_2} \otimes (r_2)_{b_1 b_2}] [(X(\lambda) + \mathbf{1})_{a_2 a_3} \otimes (X(\mu) + \mathbf{1})_{b_2 b_3}] \\ &\quad - [(X(\mu) + \mathbf{1})_{b_1 b_2} \otimes (X(\lambda) + \mathbf{1})_{a_1 a_2}] [(r_2)_{b_2 b_3} \otimes (r_1)_{a_2 a_3}]. \end{aligned}$$

As a corollary,

$$(37) \quad \{\{X(\lambda)_{a_1 a_3}, X(\mu)_{b_1 b_3}\}\} \in \bigoplus_{\epsilon_1, \epsilon_2=0,1} (\mathcal{C}_{(1-\epsilon_1)} \otimes \mathcal{C}_{(1-\epsilon_2)}) \subset \bigoplus_{\epsilon=0}^2 (\mathcal{C} \otimes \mathcal{C})_{(2-\epsilon)}$$

Combining (37) with the double Leibniz identities (5b)–(5c) we get the statement of the Lemma. □

Now let $\hat{\mathcal{C}}$ stand for the \mathbf{k} -linear space of formal power series in matrix elements of X

$$\hat{\mathcal{C}} = \prod_{m \in \mathbb{Z}_{\geq 0}} \mathcal{C}_{(m)}.$$

Because the degree of monomials in the double bracket between homogeneous elements is bounded from below by (36) we can extend the double bracket on pairs of series

$$\{\{ \cdot, \cdot \} : \hat{\mathcal{C}} \otimes \hat{\mathcal{C}} \rightarrow \hat{\mathcal{C}} \otimes \hat{\mathcal{C}}.$$

Moreover, formula (36) ensures that the induced brackets can be extended to an appropriate completion as well

$$\begin{aligned} \{, \} : \hat{\mathcal{C}}_{\natural} \otimes \hat{\mathcal{C}} &\rightarrow \hat{\mathcal{C}}, & \text{where} & \quad \{-, -\} = \mu \circ \{\{-, -\}\}, \\ \langle , \rangle : \hat{\mathcal{C}}_{\natural} \otimes \hat{\mathcal{C}}_{\natural} &\rightarrow \hat{\mathcal{C}}_{\natural}, & \text{where} & \quad \langle -, - \rangle = \overline{\mu \circ \{\{-, -\}\}}, \end{aligned}$$

where $\hat{\mathcal{C}}_{\natural}$ stands for the completion of the cyclic space

$$\hat{\mathcal{C}}_{\natural} = \prod_{m \in \mathbb{Z}_{\geq 0}} (\mathcal{C}_{\natural})_{(m)}.$$

7.2. Noncommutative Refactorization Flow. We are now ready to calculate the Hamilton flow given by noncommutative analogue of (34). We will be interested in the action of this Hamilton flow on the boundary measurement matrix $B(\lambda)$. As in commutative case [RSTS94], the central role in the calculation is played by Lax equation (21).

Proposition 36. *Consider a hamiltonian*

$$H(\lambda) = \frac{1}{2} \overline{\text{tr}(\log B(\lambda))^2} \in \hat{\mathcal{C}}_{\natural},$$

then

$$\{H(\lambda), B(\mu)\} = \widetilde{M}(\lambda, \mu)B(\mu) - B(\mu)\widetilde{M}(\lambda, \mu), \quad \text{where} \quad \widetilde{M}(\lambda, \mu)_{b_1 b_2} = \rho_{b_2 b_1}(\lambda, \mu) (\log B(\mu))_{b_1 b_2}.$$

Here $\log(\alpha) = \sum_{k=1}^{+\infty} \frac{(-1)^{k+1}}{k} (\alpha - 1)^k$ stands for its power series at $\alpha = 1$.

Proof. The explicit form of the series for Hamiltonian reads

$$(38) \quad H(\lambda) = \sum_{k=1}^{+\infty} \frac{(-1)^{k+1} c_k}{k+1} \overline{(B(\lambda) - \mathbf{1})^{k+1}}, \quad \text{where} \quad c_k = \sum_{j=1}^k \frac{1}{j}.$$

On the other hand, from Theorem 32 we get

$$(39a) \quad \left\{ \overline{\text{tr}(B(\lambda) - \mathbf{1})^k}, B(\mu) \right\} = \widetilde{M}(\lambda, \mu; k)B(\mu) - B(\mu)\widetilde{M}(\lambda, \mu, k),$$

where

$$(39b) \quad \widetilde{M}(\lambda, \mu; k)_{b_1 b_2} = k \rho_{b_2 b_1}(\lambda, \mu) (B(\lambda)(B(\lambda) - \mathbf{1})^{k-1})_{b_1 b_2}.$$

Combining (38) with (39) we obtain

$$\{H(\lambda), B(\mu)\} = \widetilde{M}(\lambda, \mu)B(\mu) - B(\mu)\widetilde{M}(\lambda, \mu),$$

where

$$(40) \quad \begin{aligned} \widetilde{M}(\lambda, \mu)_{b_1 b_2} &= \sum_{k=1}^{+\infty} \frac{(-1)^{k+1} c_k}{k+1} \widetilde{M}(\lambda, \mu; k+1)_{b_1 b_2} = \rho_{b_2 b_1}(\lambda, \mu) \left(\sum_{k=1}^{+\infty} (-1)^{k+1} c_k B(\mu)(B(\mu) - \mathbf{1})^k \right)_{b_1 b_2} \\ &= \rho_{b_2 b_1}(\lambda, \mu) (\log B(\mu))_{b_1 b_2}. \end{aligned}$$

□

Corollary 37. *When Γ is a network on a disk (i.e. boundary measurement matrix $B(\lambda) = B$ doesn't depend on spectral parameter) we have*

$$(41) \quad \{H, B\} = MB - BM, \quad \text{where} \quad M_{ij} = \begin{cases} (\log B)_{ij}, & i < j, \\ -(\log B)_{ij}, & i > j. \end{cases}$$

Proof. Combine (40) with (13). □

Now, consider a matrix

$$G(t) = e^{t \log B_0} \in \hat{\mathcal{C}}[[t]].$$

Note that we have $G(t) = \mathbf{1} + O(t)$. In particular, all diagonal entries are invertible and using the standard Gaussian elimination process we can factor $G(t)$ as

$$(42) \quad G(t) = e^{t \log B_0} = (g_+(t))^{-1} g_-(t)$$

where $g_+(t)$ is unimodular upper triangular and $g_-(t)$ is lower triangular.

Lemma 38. *The following series*

$$(43) \quad B_t = g_+(t)B_0(g_+(t))^{-1} = g_-(t)B_0(g_-(t))^{-1}$$

is a solution to

$$\frac{d}{dt}B_t = \{H, B_t\}.$$

with initial condition $B = B_0$ being the boundary measurement matrix.

Proof. Repeat calculation from the proof of Theorem 2.2 in [RSTS94] using (41). □

We leave beyond the scope of the current paper a rather delicate issue of convergence of power series $g_+(t)$ (equivalently $g_-(t)$) when evaluated at a finite value of t . We will remark, however, that when it does converge at $t = 1$, then the result must be equal to

$$B_1 = g_+(1)B_0(g_+(1))^{-1} = g_+(1)G(1)(g_+(1))^{-1} = g_-(1)(g_+(1))^{-1},$$

which is a refactorization of the initial boundary measurement matrix

$$B_0 = (g_+(1))^{-1}g_-(1).$$

Remark 39. *A. Izosimov has pointed out, in [Izo18], that the pentagram map (and many of its generalizations) can be realized as a discretization of the refactorization dynamics discussed above. This was explained in the context of the weighted directed graphs considered in the present paper both in [GSTV16] (for the commutative case) and in [Ove20] (for the noncommutative case). More specifically, the space of weights of a particular directed graph on a cylinder is considered as the phase space, and the pentagram map itself is realized as a refactorization of the boundary measurement matrix. Pictorially, this means the cylinder on which the graph is drawn is cut into two, and re-glued so as to swap the left and right pieces.*

8. DISCUSSION AND FUTURE DIRECTIONS

An r -matrix formalism plays the central role in the theory of classical and quantum integrable systems. It is natural to expect that noncommutative r -matrix formalism we develop in the current paper plays similar role in the theory of noncommutative integrable systems [GD81, DF92, EGR97, EGR98, MS00, RR10]. In particular, it would be interesting to understand if noncommutative r -matrix formalism can be used in application to Kontsevich system [Kon11, EW12, Art15]. At the same time, we expect that (some generalization of) r -matrix formalism can be used for a more general networks with loops and/or interlaced inputs and outputs, as well as for networks on a higher genus surfaces.

Another important question which was left beyond the scope of the current paper is the study of induced Hamilton systems on the moduli space of graph connections. Double (quasi) Poisson brackets are in line with the so-called Kontsevich-Rosenberg principle [Kon93] of Noncommutative Geometry. Namely, double (quasi) Poisson bracket on associative algebra A induces usual (quasi) Poisson brackets on representation varieties $\text{Hom}(A, \text{Mat}_n(\mathbb{C}))$ for all $n \in \mathbb{N}$. Elements of the cyclic space in involution give rise to commuting Hamilton flows on representation variety. In particular, the systems considered in our paper give rise to a family of commuting Hamilton flows on the moduli space of $GL(n, \mathbb{C})$ graph connections for all $n \in \mathbb{N}$. It would be interesting to determine whether the induced systems are integrable in the Liouville sense, i.e. have enough independent hamiltonians in involution.

From a purely algebraic point of view, it would be interesting to study r -matrix double brackets (27) for different r -matrices satisfying (31).

Last but not least, in a preprint [Izo21], which appeared after the initial version of this manuscript was already prepared, it was shown that usual (commutative) dimer cluster integrable systems [GK11] are equivalent to the cluster integrable systems associated perfect networks [GSTV16]. It is an interesting open problem to generalize results of [Izo21] to the noncommutative case and examine relationship between noncommutative cluster integrable systems studied in this paper and construction of [GK21].

REFERENCES

- [AB83] M. Atiyah and R. Bott. The Yang-Mills equations over Riemann surfaces. *Phil. Trans. R. Soc. Lond. A*, 308(1505):523–615, 1983.
- [AKSM02] A. Alekseev, Y. Kosmann-Schwarzbach, and E. Meinrenken. Quasi-Poisson manifolds. *Canad. J. Math.*, (54):3–29, 2002.
- [AMM98] A. Alekseev, A. Malkin, and E. Meinrenken. Lie group valued moment maps. *Journal of Differential Geometry*, 48(3):445–495, 1998.
- [AR] S. Arthamonov and V. Roubtsov. *To Appear*.
- [Art15] S. Arthamonov. Noncommutative inverse scattering method for the Kontsevich system. *Lett. Math. Phys.*, 105(9):1223–1251, 2015.

- [Art18] S. Arthamonov. *Generalized Quasi Poisson structures and noncommutative integrable systems*. PhD thesis, Rutgers University-School of Graduate Studies, 2018.
- [BR11] A. Berenstein and V. Retakh. A short proof of Kontsevich’s cluster conjecture. *Comptes Rendus Mathématique*, 349(3-4):119–122, 2011.
- [BR18] A. Berenstein and V. Retakh. Noncommutative marked surfaces. *Advances in Mathematics*, 328:1010–1087, 2018.
- [Cal71] F. Calogero. Solution of the one-dimensional n -body problems with quadratic and/or inversely quadratic pair potentials. *Journal of Mathematical Physics*, 12(3):419–436, 1971.
- [CBEG07] W. Crawley-Boevey, P. Etingof, and V. Ginzburg. Noncommutative geometry and quiver algebras. *Advances in Mathematics*, 209(1):274 – 336, 2007.
- [CS20] L. Chekhov and M. Shapiro. Darboux coordinates for symplectic groupoid and cluster algebras. *arXiv preprint arXiv:2003.07499*, 2020.
- [DF92] I. Dorfman and A. Fokas. Hamiltonian theory over noncommutative rings and integrability in multidimensions. *Journal of mathematical physics*, 33(7):2504–2514, 1992.
- [DF15] P. Di Francesco. The non-commutative A1T-system and its positive Laurent property. *Communications in Mathematical Physics*, 335(2):935–953, 2015.
- [Dub77] B. A. Dubrovin. Completely integrable Hamiltonian systems associated with matrix operators and Abelian varieties. *Functional Analysis and Its Applications*, 11(4):265–277, 1977.
- [EGR97] P. Etingof, I. Gelfand, and V. Retakh. Factorization of differential operators, Quasideterminants, and nonabelian Toda field equations. *Mathematical Research Letters*, 4(3), 1997.
- [EGR98] P. Etingof, I. Gelfand, and V. Retakh. Nonabelian integrable systems, Quasideterminants, and Marchenko lemma. *Mathematical Research Letters*, 5:1–12, 1998.
- [EW12] O. Efimovskaya and T. Wolf. On Integrability of the Kontsevich Non-Abelian ODE system. *Letters in Mathematical Physics*, 100(2):161–170, 2012.
- [FB19] R. Felipe and G.M. Beffa. The pentagram map on grassmannians. *Annales de l’Institut Fourier*, 69(1):421–456, 2019.
- [FK09] P. Di Francesco and R. Kedem. Discrete non-commutative integrability: the proof of a conjecture by M. Kontsevich, 2009.
- [FST08] S. Fomin, M. Shapiro, and D. Thurston. Cluster algebras and triangulated surfaces. part i: Cluster complexes. *Acta Mathematica*, 201(1):83–146, 2008.
- [FZ02] S. Fomin and A. Zelevinsky. Cluster algebras i: foundations. *Journal of the American Mathematical Society*, 15(2):497–529, 2002.
- [GD81] I. Gelfand and I. Dorfman. Hamiltonian operators and infinite-dimensional Lie algebras. *Funk. An. Priloz.*, 15(3):23–40, 1981.
- [GHJW97] K. Guruprasad, J. Huebschmann, L. Jeffrey, and A. Weinstein. Group systems, groupoids, and moduli spaces of parabolic bundles. *Duke Mathematical Journal*, 89(2):377–412, 1997.
- [GK11] A. Goncharov and R. Kenyon. Dimers and cluster integrable systems. *arXiv preprint arXiv:1107.5588*, 2011.
- [GK13] A. Goncharov and R. Kenyon. Dimers and cluster integrable systems. In *Annales scientifiques de l’École Normale Supérieure*, volume 46, pages 747–813, 2013.
- [GK21] A. Goncharov and M. Kontsevich. Spectral description of non-commutative local systems on surfaces and non-commutative cluster varieties. *arXiv preprint arXiv:2108.04168*, 2021.
- [Gli11] M. Glick. The pentagram map and y-patterns. *Advances in Mathematics*, 227(2):1019–1045, 2011.
- [Gol86] W. Goldman. Invariant functions on Lie groups and Hamiltonian flows of surface group representations. *Inventiones mathematicae*, 85(2):263–302, 1986.
- [GSTV16] M. Gekhtman, M. Shapiro, S. Tabachnikov, and A. Vainshtein. Integrable cluster dynamics of directed networks and pentagram maps. *Advances in Mathematics*, 300:390–450, September 2016.
- [GSV09] M. Gekhtman, M. Shapiro, and A. Vainshtein. Poisson geometry of directed networks in a disk. *Selecta Mathematica*, 15(1):61–103, 2009.
- [GSV12] M. Gekhtman, M. Shapiro, and A. Vainshtein. Poisson geometry of directed networks in an annulus. *Journal of the European Mathematical Society*, 14(2):541–570, 2012.
- [HKKR00] T. Hoffmann, J. Kellendonk, N. Kutz, and N. Reshetikhin. Factorization dynamics and coxeter–toda lattices. *Communications in Mathematical Physics*, 212(2):297–321, 2000.
- [Izo18] A. Izosimov. Pentagram maps and refactorization in poisson-lie groups, 2018.
- [Izo21] A. Izosimov. Dimers, networks, and cluster integrable systems. *arXiv preprint arXiv:2108.04975*, 2021.
- [Kon93] M. Kontsevich. Formal (non)-commutative symplectic geometry. In I. Gelfand, L. Corwin, and J. Lepowsky, editors, *The Gelfand Mathematical Seminars, 1990–1992*, pages 173–187. Birkhauser Boston, 1993.
- [Kon11] M. Kontsevich. Noncommutative Identities. *arXiv:1109.2469*, 2011.
- [Lax68] P. Lax. Integrals of nonlinear equations of evolution and solitary waves. *Communications on pure and applied mathematics*, 21(5):467–490, 1968.
- [Mos75] J. Moser. Three integrable Hamiltonian systems connected with isospectral deformations. *Advances in Mathematics*, 16:197–220, 1975.
- [MS00] A. Mikhailov and V. Sokolov. Integrable ODEs on associative algebras. *Communications in Mathematical Physics*, 211(1):231–251, 2000.
- [MT12] G. Massuyeau and V. Turaev. Quasi-Poisson structures on representation spaces of surfaces. *International Mathematics Research Notices*, 2014(1):1–64, 2012.
- [Nie13] X. Nie. The quasi-Poisson Goldman formula. *Journal of Geometry and Physics*, 74:1–17, 2013.
- [Oku13] N. Okubo. Discrete integrable systems and cluster algebras. *RIMS Kôkyûroku Bessatsu B*, 41:025–041, 2013.
- [OP76] M. Olshanetsky and A. Perelomov. Completely integrable hamiltonian systems connected with semisimple lie algebras. *Inventiones mathematicae*, 37(2):93–108, 1976.
- [OST10] V. Ovsienko, R. Schwartz, and S. Tabachnikov. The pentagram map: A discrete integrable system. *Communications in Mathematical Physics*, 299(2):409–446, 2010.

- [Ove19] N. Ovenhouse. *Log-Canonical Poisson Structures and Non-Commutative Integrable Systems*. PhD thesis, Michigan State University, 2019.
- [Ove20] N. Ovenhouse. Non-commutative integrability of the grassmann pentagram map. *Advances in Mathematics*, 373:107309, 2020.
- [Pos06] A. Postnikov. Total positivity, grassmannians, and networks. *arXiv preprint math/0609764*, 2006.
- [RR10] V. Retakh and V. Rubtsov. Noncommutative Toda chains, Hankel quasideterminants and the Painlevé II equation. *Journal of Physics A: Mathematical and Theoretical*, 43(50):505204, 2010.
- [RSTS89] A. Reiman and M. Semenov-Tyan-Shanskii. Lie algebras and Lax equations with spectral parameter on an elliptic curve. *Journal of Mathematical Sciences*, 46(1):1631–1640, 1989.
- [RSTS94] A. Reyman and M. Semenov-Tian-Shansky. Group-theoretical methods in the theory of finite-dimensional integrable systems. In *Dynamical systems VII*, pages 116–225. Springer, 1994.
- [Sch92] R. Schwartz. The pentagram map. *Experiment. Math.*, 1(1):71–81, 1992.
- [STS85] M. Semenov-Tian-Shansky. Dressing transformations and poisson group actions. *Publications of the Research Institute for Mathematical Sciences*, 21(6):1237–1260, 1985.
- [VdB08] M. Van den Bergh. Double Poisson algebras. *Trans. Amer. Math. Soc.*, 360:5711–5769, 2008.

S.A.: DEPARTMENT OF MATHEMATICS, UNIVERSITY OF CALIFORNIA, BERKELEY, CA 94720 USA
Email address: artamonov@berkeley.edu

N.O.: SCHOOL OF MATHEMATICS, UNIVERSITY OF MINNESOTA, MINNEAPOLIS, MN 55455 USA
Email address: ovenh001@umn.edu

M.S.: DEPARTMENT OF MATHEMATICS, MICHIGAN STATE UNIVERSITY, EAST LANSING, MI 48824 USA AND NATIONAL RESEARCH UNIVERSITY HIGHER SCHOOL OF ECONOMICS, MOSCOW, RUSSIA
Email address: mshapiro@msu.edu