

Nonlinear dynamics of superposition of wavepackets

S. Kannan,¹ M. Rohith,² and C. Sudheesh^{1,*}

¹*Department of Physics, Indian Institute of Space Science and Technology, Thiruvananthapuram, 695 547, India.*

²*Center for Theoretical Physics of Complex Systems,
Institute for Basic Science (IBS), Daejeon 34126, Republic of Korea*

(Dated: February 10, 2022)

We study nonlinear dynamics of superposition of quantum wavepackets in various systems such as Kerr medium, Morse oscillator and bosonic Josephson junction. The prime reason behind this study is to find out how the superposition of states influence the dynamics of quantum systems. We consider the superposition states which are potential candidates for quantum computing and quantum communication and so it is most necessary that we study the dynamics for their proper understanding and usage. Methods in nonlinear time series analysis such as first return time distribution, recurrence plot and Lyapunov exponent are used for the qualification and quantification of dynamics. We found that there is a vast change in the dynamics of quantum systems when we consider the superposition of wave packets. These changes are observed in various kinds of dynamics such as periodic, quasi-periodic, ergodic, and chaotic dynamics.

PACS numbers: 05.45.a, 05.45.Tp, 42.50.-p

I. INTRODUCTION

Quantum superposition is one of the most fundamental features of quantum mechanics [1] with which one can explain the quantum effects arising from the interference of quantum amplitudes. In classical physics, it is possible to have a superposition of fields which will give rise to a new field but the quantum mechanical concept of probability to occur the individual states is not feasible [2]. The properties of these quantum superposition states can be used in various applications of quantum information theory such as quantum communication, quantum teleportation, quantum cryptography, quantum cloning [3–7] etc. It is a well-established fact that various non-classical effects such as squeezing, higher-order squeezing, sub-Poissonian statistics and oscillations of the photon number distribution are exhibited by superposition of coherent states [8, 9] in contrast to ordinary coherent states. Various theoretical [10–13] and experimental methods [14–16] are also available for the production of superposition states. The experimental observation of Schrödinger cat states, which is a superposition state, using the single-photon Kerr effect has opened new directions in continuous variable quantum communication [17].

On the other hand, extensive studies have been carried out on the dynamics of quantum systems but less has been done for the dynamics of superposition states. Ergodicity in quantum systems has received much attention after the quantum ergodic theory proposed by von Neumann in as early 1929 [18]. Later, Peres gave the newest definition of quantum ergodicity as the time average of any quantum operator equal to its average of microcanonical ensemble [19]. If the motion evolves to exponentially separated trajectories even for nearly identical initial conditions, such types are referred to as

chaotic. Chaos is a type of motion that lies between the regular deterministic trajectories arising from solutions of integrable equations and a state of noise or stochastic behaviour characterized by complete randomness [20]. Nonlinear dynamics of quantum systems have been of special interest and have been studied by many [21–24]. Various methods are available to study the nonlinear dynamics of quantum systems such as random matrix theory [25, 26], recurrence time distributions and recurrence quantification analysis [27, 28] and Lyapunov spectra [29, 30]. In the literature, expectation values of certain dynamical variables are considered as time series to study quantum dynamics of various systems [31–34]. There are a few studies addressing the dynamics of superposition of wave packets, for example, fractional revivals of superposed wave packets in a nonlinear Hamiltonian [35, 36]. However, qualitatively different, such as quasi-periodic, ergodic, and chaotic behavior in the dynamics of a superposition of quantum wave packets are not reported. In this review paper, we would like to study in detail the dynamics of superposition of quantum wavepackets and investigate how the superposition alter the dynamics of quantum systems. We use time series generated from expectation values for studying the dynamics of superposition states to show the differences between superposition states and non-superposition states in terms of periodic, ergodic and chaotic dynamics.

This paper is organized as follows. In Sec. II, we study and analyze the periodic properties of expectation values of initial superposition states for two different quantum systems which are governed by nonlinear Hamiltonians. In Sec. III, we find the first return time distribution, recurrence plot and Lyapunov exponent using time series data of expectation values for different quantum states and its superposition states. The chaotic and ergodic properties of the systems are analyzed in this section. In Sec. IV, we summarize the main results of the paper.

* sudheesh@iist.ac.in

II. PERIODICITY OF EXPECTATION VALUES

The dynamics of a normalized quantum system $|\psi(0)\rangle$ is said to be periodic if the autocorrelation function $|\langle\psi(t)|\psi(0)\rangle|^2$ becomes unity, where $|\psi(t)\rangle$ is the time evolved state. When a quantum system is periodic, all expectation values of the system attains its initial value periodically. Various quantum systems showing periodic dynamics can be seen in the literature [37]. Harmonic oscillator, infinite well etc., are popular systems showing periodic dynamics. We will be studying similar periodicity in the time evolution of quantum systems governed by nonlinear Hamiltonians. In this section, we show how the period of expectation values of certain quantum variables changes with respect to the initial states which are superposition of quantum states. For this purpose, we consider the dynamics of superposition states in Kerr medium and Morse oscillator.

A. Dynamics of superposition states in a Kerr medium

Consider the dynamics governed by a nonlinear Hamiltonian which is the effective Hamiltonian for the propagation of coherent field in a Kerr medium [38, 39]

$$H = \hbar\chi\hat{a}^{\dagger 2}\hat{a}^2 = \hbar\chi N(N-1), \quad (1)$$

where \hat{a} and \hat{a}^\dagger are annihilation and creation operators. The operator $N = a^\dagger a$ is the number operator whose eigenstates are the Fock state $|n\rangle$, where $n = 0, 1, 2 \dots \infty$ and χ is the nonlinear susceptibility of the medium. Consider a general wavepacket $|\psi(0)\rangle$ which can be expanded in the Fock basis as

$$|\psi(0)\rangle = \sum_{n=0}^{\infty} C_n |n\rangle, \quad (2)$$

where C_n are the Fock state expansion coefficients. Using the unitary time evolution operator $e^{-iHt/\hbar}$, we can obtain the state at time t :

$$|\psi(t)\rangle = e^{-iHt/\hbar} |\psi(0)\rangle. \quad (3)$$

Let a coherent state $|\alpha(0)\rangle$ be the initial wave packet which is the eigenstate of the annihilation operator \hat{a} with eigenvalue α . The state at time t can be expressed in the Fock basis as

$$|\alpha(t)\rangle = e^{-|\alpha|^2/2} \sum_{n=0}^{\infty} e^{-i\chi n(n-1)t} \frac{\alpha^n}{\sqrt{n!}} |n\rangle. \quad (4)$$

At time $t = \pi/\chi$ and its integer multiple instants, the system becomes periodic. In other words, at these instants the fidelity $|\langle\alpha(t)|\alpha(0)\rangle|^2$ becomes unity. This result was already appeared in [13]. From now on, we use T_{per} to denote the time period of systems which are having periodicity. Our interest is to find how the time period $T_{per} = \pi/\chi$ changes when we consider initial states which

are superpositions of coherent states. For this purpose, we consider a general superposition of ℓ coherent states [40]

$$|\Psi_\ell(0)\rangle = N_\ell \sum_{j=0}^{\ell-1} |\alpha \varepsilon_j^{(\ell)}\rangle. \quad (5)$$

where N_ℓ is the normalization constant and

$$\varepsilon_j^{(\ell)} \equiv e^{i2\pi j/\ell}. \quad (6)$$

The superposition state $|\Psi_\ell(0)\rangle$ can be expanded in the Fock basis as

$$|\Psi_\ell(0)\rangle = N_\ell \sum_{n=0}^{\infty} \frac{\alpha^{\ell n}}{\sqrt{(\ell n)!}} \ell | \ell n \rangle. \quad (7)$$

To derive the above expression, we have used the well-known identity

$$\sum_{j=0}^{\ell-1} (\varepsilon_j^{(\ell)})^n = \ell \delta_{[\frac{n}{\ell}], \frac{n}{\ell}}, \quad (8)$$

where δ is the Kronecker delta and $[\]$ denotes the greatest integer function. The state at any time t , using the Kerr Hamiltonian given in Eq. (1), is

$$|\Psi_\ell(t)\rangle = N_\ell \sum_{n=0}^{\infty} e^{-i\chi \ell n(\ell n-1)t} \frac{\alpha^{\ell n}}{\sqrt{\ell n!}} \ell | \ell n \rangle. \quad (9)$$

The above equation is for a general superposition of ℓ coherent states. Now we specifically look at the case $\ell = 2$. With $\ell = 2$ in Eq. (5), we get a superposition of two coherent states $|\alpha\rangle$ and $|\alpha\rangle$ which is known as the even coherent state [41].

The time evolution of an initial even coherent state gives

$$|\Psi_2(t)\rangle = N_2 \sum_{n=0}^{\infty} e^{-i\chi 2n(2n-1)t} \frac{\alpha^{2n}}{\sqrt{2n!}} 2 | 2n \rangle. \quad (10)$$

It is evident that this state also has the same periodicity of π/χ obtained for initial coherent state. However, when we increase the value of ℓ , the periodicity depends on the value of ℓ . The following results can be obtained from Eq. (11): If ℓ is an even number then $T_{per} = 2\pi/\chi\ell$. If it is odd then $T_{per} = \pi/\chi\ell$.

Figure 1 shows the above results for certain values of ℓ using the expectation values and higher moments of the dynamical quantities x and p where

$$x = \frac{\hat{a} + \hat{a}^\dagger}{\sqrt{2}} \quad \text{and} \quad (11)$$

$$p = \frac{\hat{a} - \hat{a}^\dagger}{i\sqrt{2}}. \quad (12)$$

Figure 1(a) shows the plot of $\langle x \rangle$ versus $\langle p \rangle$ for the case $\ell = 1$. Figure 1(b) is plotted between $\langle x^2 \rangle$ and $\langle p^2 \rangle$ for

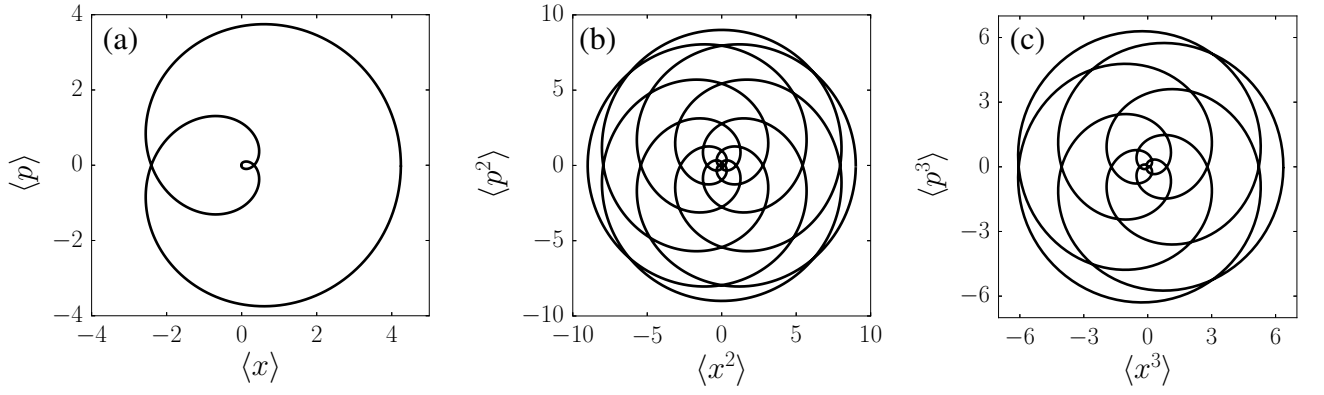


FIG. 1. Plots showing the revival of (a) coherent state ($l = 1$) and its superposition states with (b) $l = 2$ and (c) ($l = 3$). The expectation values are plotted from $t = 0$ to (a) $t = \frac{\pi}{\chi}$, (b) $\frac{\pi}{\chi}$ and (c) $\frac{\pi}{3\chi}$. These closed curves indicates that these states are having periodic dynamics with different time period.

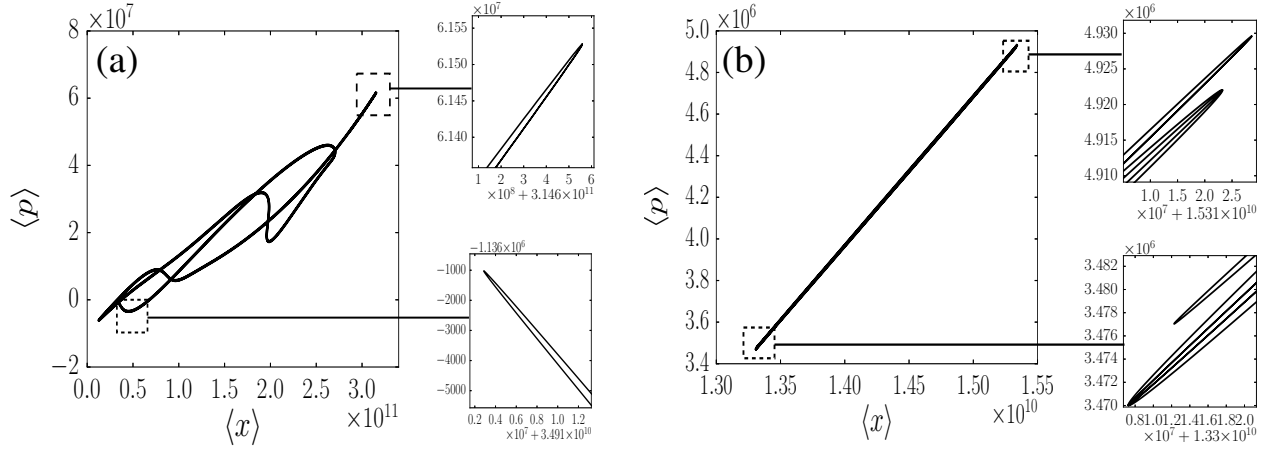


FIG. 2. Plots showing the periodic dynamics of (a) coherent state ($l = 1$) and (b) its superposition state ($l = 2$). The expectation values are plotted from $t = 0$ to (a) $t = T_{per}$, and (b) $T_{per}/4$. The closed curves indicates that the variables $\langle x \rangle$ and $\langle p \rangle$ return to its initial values at these instances.

the case $\ell = 2$ state and Fig. 1(c) is between $\langle x^3 \rangle$ and $\langle p^3 \rangle$ for $\ell = 3$. The closed curve in all the plots is an indicator of periodic dynamics for corresponding quantum states. We have shown that periodicity of the motion changes when we change the initial state to a superposition state. In the next session, we consider the dynamics of Morse oscillator system which also illustrate similar results.

B. Periodic dynamics of Morse oscillator

The Morse oscillator is a model for a particle in a one-dimensional anharmonic potential energy surface with a dissociative limit at infinite displacement[42]. The Morse potential describing the vibrational motion of a diatomic molecule can be expressed as

$$V(x) = D(e^{-2\beta x} - 2e^{-\beta x}), \quad (13)$$

where D is the dissociation energy, β is a range parameter and x gives the relative distance from the equilibrium

position. The eigenfunctions of the Morse potential for the reduced one body system can be written as

$$\Psi_n^\lambda(\xi) = N e^{-\xi/2} \xi^{s/2} L_n^s(\xi), \quad (14)$$

where $\xi = 2\lambda e^{-\beta x}$, $0 < \xi < \infty$ and $n = 0, 1, \dots, [\lambda - 1/2]$, with $[\]$ being the greatest integer function. Here λ and s are the potential and energy dependent parameters:

$$\lambda = \sqrt{\frac{2\mu D r_0^2}{\beta^2 \hbar^2}}, \quad s = \sqrt{\frac{-8\mu r_0^2 E}{\beta^2 \hbar^2}} \quad (15)$$

where μ is the reduced mass of the system and r_0 is the equilibrium position. In Eq. (14) L_n^s is the associated Laguerre polynomial and N the normalization constant given by

$$N = \left[\frac{\beta(2\lambda - 2n - 1)\Gamma(n + 1)}{\Gamma(2\lambda - n)r_0} \right]^{1/2}. \quad (16)$$

Using the annihilation and creation operators for the Morse Hamiltonian [43], a displacement operator is defined [44] which acts on the highest bound state ($\Psi_n^\lambda(\xi)$)

to produce a Perelomov coherent state. The general expression for the coherent state is given as

$$\chi(\xi) = \sum_{n=0}^{n'} d_n \Psi_n^\lambda(\xi). \quad (17)$$

where n' corresponds to the highest bound state and

$$d_n = \frac{(-\alpha)^{n'-n}}{(n'-n)!} \sqrt{\frac{n'!\Gamma(2\lambda-n)}{n!\Gamma(2\lambda-n')}}. \quad (18)$$

The distribution of d_n or the value of α decides the localization of the coherent state. To study the dynamics under Morse potential, let us look at the time evolution of this wave function

$$\chi(\xi, t) = \sum_{n=0}^{n'} d_n \Psi_n^\lambda(\xi) e^{-iE_n t/\hbar}. \quad (19)$$

For the Morse oscillator [45],

$$E_n = E_0 + \hbar(\omega_n - x_e \omega_e n^2) \quad (20)$$

where the harmonic frequency is given by

$$\omega_e = \frac{\hbar\beta^2}{\mu} \left(N_n + \frac{1}{2} \right) = \sqrt{\frac{2D\beta^2}{\mu}}. \quad (21)$$

N_n can be identified as $(\lambda - 1/2)$ and the frequency ω differs from ω_e by the anharmonicity constant x_e

$$\omega = \omega_e(1 - x_e), \quad (22)$$

with

$$x_e = \frac{1}{2N_n + 1}. \quad (23)$$

The periodic dynamics of the system is calculated using the spatially averaged autocorrelation function $A(t)$,

$$A(t) = \int_{-\infty}^{\infty} \chi^*(\xi, 0) \chi(\xi, t) d\xi = \sum_{n=0}^{n'} |c_n|^2 e^{-iE_n t/\hbar}. \quad (24)$$

With the assumption that the zero point energy is the reference zero of energy, Eq. 24 can be rewritten as

$$A(t) = \sum_{n=0}^{n'} |c_n|^2 \exp(-in\omega t + in^2 x_e \omega_e t), \quad (25)$$

where c_n are the weighting coefficients. Periodicity of the system occurs at those instances when $A(t) = A(0)$ and this periodicity time, T_{per} can be calculated by equating the exponential to 1:

$$\exp[i(n^2 - 2nN_n)x_e \omega_e T_{per}] = 1. \quad (26)$$

N_n can be expressed as $n' + u/v$, where n' is the integer part and u/v is the irreducible fraction. Using this along with Eq. 22 and Eq. 23, Eq. 26 can be expressed as

$$\exp\left(i \left[vn^2 - 2(n' + u)n \right] \frac{x_e \omega_e T_{per}}{v} \right) = 1. \quad (27)$$

By observing that the square brackets enclose an integer value, the time period can be calculated as $T_{per} = 2\pi x_e v / \omega_e$ [45]. For simplicity v can be taken as unity.

An even Perelomov coherent state is the addition of two Perelomov coherent states with parameters α and $-\alpha$, also we are taking n' to be an even number. Hence the initial wave function is expressed as

$$\chi(\zeta) = \sum_{m=0}^{n'/2} d_{2m} \Psi_{2m}^\lambda(\zeta). \quad (28)$$

In Eq. (26), n will be replaced by $2n$. Therefore, the time period will be $T_{per}/4$. For any even higher order superposition with ℓ terms, is defined such that the parameter α is multiplied with $\varepsilon_j^{(\ell)}$, where $j = 0, 1, \dots, \ell - 1$. The revival time in such a case is $T_{per}/2\ell$. Figure 2 shows the plots of $\langle x \rangle$ versus $\langle p \rangle$ for the coherent state and even coherent state. The closed figures show the revival of these states. In the above two sections we have seen that when there is a superposition of wavepackets, the time period of dynamics of the initial states changes. It is a clear indication that the dynamics of quantum states not only depends on the Hamiltonian but also on the initial states considered. In the next section, we will discuss other types of dynamics which can occur in quantum system using time series analysis.

III. QUASI-PERIODIC, ERGODIC AND CHAOTIC DYNAMICS

Nonlinear time series analysis is being widely used as a tool to study the complicated dynamics of systems using a series of data points listed in time order. It is highly useful for the understanding of many complex phenomena in nature. There exist several methods to compute dynamical parameters such as information dimension, entropy, Lyapunov exponents, etc. from time series analysis [46]. In this section, we will use some of these methods such as first return time distribution, recurrence plot and Lyapunov exponent to study the dynamics of superposition states.

1. First return time distribution (F_1)

The first return time can be used to analyze the various dynamical properties of complex systems. Extensive use of this can be seen in the literature, for example see [47]. F_1 distribution contains information about the recurrence of a small range of values in a large time series. Cells of suitable size are constructed to calculate the frequency of recurrence of data points within the cell. It was shown that for systems having ergodic dynamics the F_1 distribution can be very well fitted by the exponential distribution $\mu e^{-\mu\tau}$ [48, 49] where μ is related to the mean recurrence time $\langle \tau \rangle$ as $\mu = \langle \tau \rangle^{-1}$ which follows from Poincaré recurrence theorem.

2. Recurrence plot

Recurrence plots are a recent method for the analysis of

nonlinear data. It was introduced in the famous paper of Eckmann, Kamphorst and Ruelle [27] as a new tool which could extract more information that is not easily obtained by other methods. In other words, recurrence plot provide a simple way to visualize the trajectory in phase space. Our phase space is of higher dimension, hence cannot be pictured. Recurrence plot helps us to get certain information about this higher dimensional phase space through a two dimensional representation and also it depicts the pair of time at which the trajectory is at the same point or the point which is sufficiently close (within an ϵ neighborhood). Hence recurrence can be represented by the function

$$R(i, j) = \begin{cases} 1 & \text{if } ||x(i) - x(j)|| \leq \epsilon \\ 0 & \text{otherwise,} \end{cases} \quad (29)$$

where $x(\cdot)$ is the location of the trajectory and (i, j) are coordinate points [50]. In the 2006 paper of Marwan [28], basic idea of recurrence plot, recurrence quantification analysis and its applications in various fields are discussed. Mostly in recurrence plot, parallel, equidistant diagonal lines indicates periodic trajectories, more than one set of parallel, diagonal lines or carpet like patterned structure gives quasi-periodicity and a single diagonal line which may or may not be surrounded by short broken lines at random distances from this line shows chaotic trajectories.

3. Lyapunov exponent

Lyapunov exponent (λ) is a quantitative measure of the exponential measure caused due to small change in initial conditions. In the chaotic regime if the initial separation of two orbits is $s(0)$, then at later time t their separation is given by $s(t) = s(0)e^{\lambda t}$ where λ is a positive number. Here we have estimated the maximal Lyapunov exponent (λ_{max}) from the time series using the algorithms developed by Rosenstein et al. [29] and Kantz [30] and also verified that our results stands by repeating our calculations using the procedure by Wolf et al. [51]. We can compute the maximum lyapunov exponent from the plot of $S(\epsilon, m, t)$ vs t . Here

$$S(\epsilon, m, t) = \left\langle \ln \left(\frac{1}{|U_n|} \sum_{s_{n'} \in U_n} |s_{n+t} - s_{n'+t}| \right) \right\rangle_n \quad (30)$$

where $s_{n'}$ is a very close return to a previously visited point s_n in the embedding space and U_n is the superset of all such $s_{n'}$. If $S(\epsilon, m, t)$ exhibits a linear increase with identical slope for all m larger than some m_0 and for a reasonable range of ϵ , then this slope can be taken as an estimate of the maximal exponent.

A. Coherent state and its superposition in a Kerr medium with cubic nonlinearity

Let us consider a Hamiltonian for a single-mode electromagnetic field interacting with the atoms of a nonlin-

ear medium,

$$H_1 = \hbar(\chi \hat{a}^{\dagger 2} \hat{a}^2 + \chi' \hat{a}^{\dagger 3} \hat{a}^3), \quad (31)$$

where \hat{a} and \hat{a}^\dagger are the photon annihilation and creation operators which satisfy $[\hat{a}, \hat{a}^\dagger] = 1$. The first term in the Hamiltonian models a Kerr medium with a coupling strength χ and the second term is the one with cubic nonlinearity with a strength χ' . Because of the presence of this nonlinear term the relatively simple periodic behavior of the system is lost. Both $\hat{a}^{\dagger 2} \hat{a}^2$ and $\hat{a}^{\dagger 3} \hat{a}^3$ are diagonal in the number operator $N = \hat{a}^\dagger \hat{a}$. Hence $\hat{a}^{\dagger 2} \hat{a}^2$ can be written as $N(N-1)$ and $\hat{a}^{\dagger 3} \hat{a}^3$ can be written as $N(N-1)(N-2)$. For a generic initial wave packet when $\chi' \neq 0$ exact revivals do not occur and in the space of observable, periodic returns of observables to their initial value is replaced by quasi-periodicity [32].

Let our initial state be an ordinary coherent state $|\alpha(0)\rangle$ which is the same as in Eq. (4). After time evolution under the Hamiltonian H_1 , this becomes $|\alpha(t)\rangle$

$$|\alpha(t)\rangle = e^{-|\alpha|^2/2} \sum_{n=0}^{\infty} \frac{\alpha^n}{\sqrt{n!}} \left(e^{-i\chi n(n-1)t - i\chi' n(n-1)(n-2)t} \right) |n\rangle. \quad (32)$$

The analysis of F_1 distribution and recurrence plot with different $|\alpha|^2$ value by keeping χ'/χ ratio fixed and vice-versa has already been carried out [32, 52]. They have shown the appearance of hyperbolicity and ergodicity in the dynamics of the system.

As in Sec. II, we expect a change in dynamics when superposition of states are considered. Here we are comparing the F_1 distribution and recurrence plot of the expectation value of $\langle x^2 \rangle$ for the states with $\ell = 1$ and 2 (Eq. 9). For ordinary coherent state $\langle x^2 \rangle$ comes out to be

$$\langle x^2 \rangle = \frac{1}{2} + |\alpha|^2 + e^{-|\alpha|^2} \left(\sum_{n=0}^{\infty} \frac{|\alpha|^{2n} \alpha^2}{n!} e^{i(2(2n+1)\chi + 6n^2\chi')t} + H.c. \right). \quad (33)$$

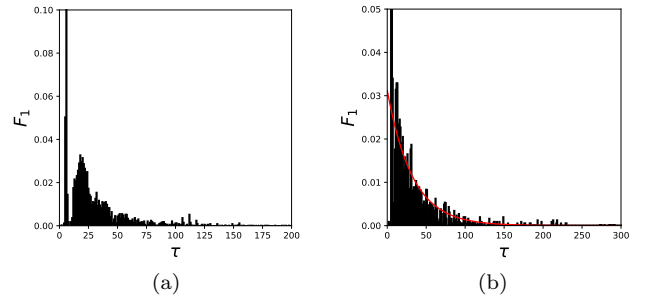


FIG. 3. F_1 distribution with $|\alpha|^2 = 25$ and $\chi'/\chi = 10^{-3}$ for (a) coherent state and (b) even coherent state.

Similarly, we have computed this quantity for even ($\ell = 2$) and higher order superposition state. Fig. 3

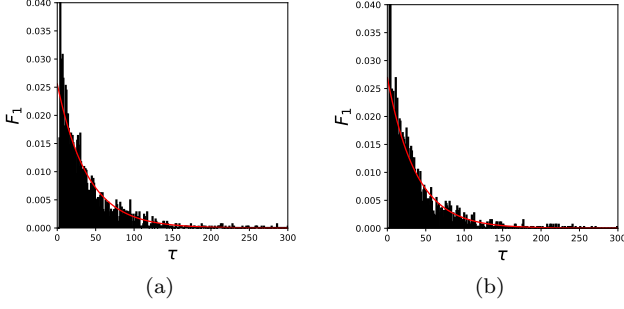


FIG. 4. F_1 distribution with $|\alpha|^2 = 100$, $\chi'/\chi = 10^{-3}$ for (a) coherent state and (b) even coherent state.

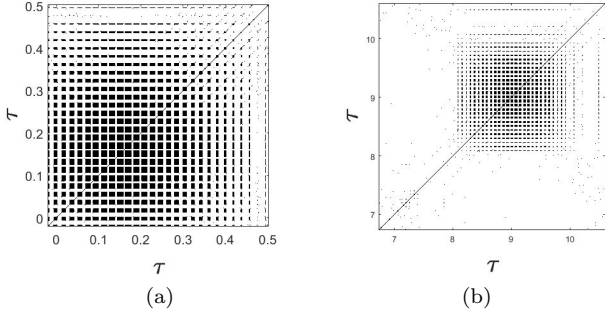


FIG. 5. Recurrence plot for initial (a) coherent state and (b) even coherent state with $|\alpha|^2 = 25$ and $\chi'/\chi = 10^{-3}$ (the parameters are same as in Fig. 3).

compares the F_1 distribution for coherent state and even coherent state (Eq. 13) for $|\alpha|^2 = 25$ and $\chi'/\chi = 10^{-3}$ with 10^6 data points and cell size between 10^{-3} and 10^{-2} . The F_1 distribution for CS $|\alpha\rangle$, for small $|\alpha|^2$ is a discrete one with finite number of points which shows the quasi-periodic nature. If, instead we use even coherent state a decaying exponential distribution is obtained, which signifies a higher degree of mixing and the presence of ergodicity in the dynamics. This is more pronounced for

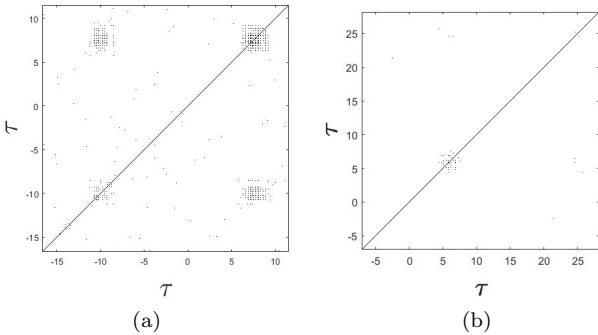


FIG. 6. Recurrence plot for initial (a) coherent state and (b) even coherent state with $|\alpha|^2 = 100$, $\chi'/\chi = 10^{-3}$ (parameters are same as in Fig. 4).

larger value of $|\alpha|^2$, as may be seen in Fig. 4. Figures 5 and 6 depicts the recurrence plots corresponding to the F_1 distribution in Figs. 3 and 4 respectively. The regular patterned structure is a characteristic of quasi-periodicity with small number of incommensurate frequencies [28]. The other recurrence plots signals the increase in the degree of mixing with superposition and with the increase in $|\alpha|^2$, corroborating our deduction based on F_1 distribution. Similarly higher order superposition is also analyzed and similar conclusion is drawn (not shown here).

B. Dynamics of superposition states in the bosonic Josephson junction

With the advent of Bose-Einstein condensate (BEC) of weakly interacting gases [53–55], an experimental system has become available for the quantitative investigation of Josephson effects in a very well controllable environment. We have focused on bosonic Josephson junction, generated by confining single BEC in a double-well potential. We have considered the Bose-Hubbard Hamiltonian for N bosons in a two-site system.

$$H_2 = -\frac{J}{2}(\hat{a}_1^\dagger \hat{a}_2 + \hat{a}_1 \hat{a}_2^\dagger) + \frac{U}{4}(\hat{a}_1^\dagger \hat{a}_1 - \hat{a}_2^\dagger \hat{a}_2)^2, \quad (34)$$

where a_i and a_i^\dagger are the annihilation and creation operators respectively for the bosonic particle in i^{th} mode. J is the hopping amplitude describing the mobility of bosons and is the measure of coupling strength between the two modes and U , the interaction strength arising from the local interaction within the two wells. By defining the three $SU(2)$ generators, $L_x = (\hat{a}_1^\dagger \hat{a}_2 + \hat{a}_1 \hat{a}_2^\dagger)/2$, $L_y = (\hat{a}_1^\dagger \hat{a}_2 - \hat{a}_1 \hat{a}_2^\dagger)/2$ and $L_z = (\hat{a}_1^\dagger \hat{a}_1 - \hat{a}_2^\dagger \hat{a}_2)/2$, Eq. (34) can be expressed in the form

$$H_2 = -JL_x + UL_z^2. \quad (35)$$

Most experiments on the bosonic Josephson system measures quantities defined via the expectation values of single particle Bloch vector such as $\frac{2\langle L_x \rangle}{N}$. The dimensionless parameter $u = \frac{NU}{J}$ is considered to study the system dynamics. We have taken u such that it falls in the so-called Josephson regime ($1 < u < N^2$). In the Josephson regime, the fluctuations in the atom numbers are reduced and the coherence is high.

The dynamics of the system is carried out by considering $SU(2)$ coherent states and its superposition as initial state. $SU(2)$ coherent states are the eigenstates of angular momentum operator \hat{L}^2 . In terms of angular momentum basis, $|l; m\rangle \equiv |l+m, l-m\rangle$ where m varies from $-l$ to l , the $SU(2)$ coherent state can be written as

$$\begin{aligned} |\theta, \phi\rangle &= \left[1 + \tan^2(\theta/2)\right]^{-1} \sum_{m=-l}^l \left[\tan((\theta/2)e^{-i\phi})\right]^{l+m} \\ &\times \binom{2l}{l+m}^{1/2} |l; m\rangle, \end{aligned} \quad (36)$$

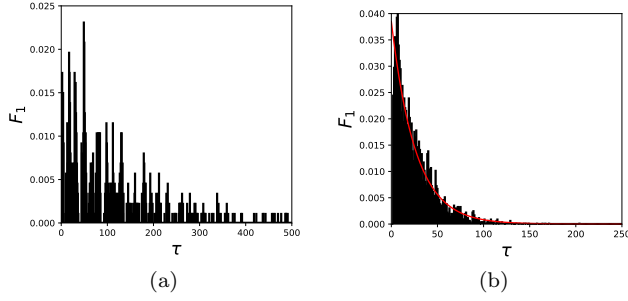


FIG. 7. F_1 distribution for (a) pi state and (b) even state with $N = 40$ and $u = 50$.

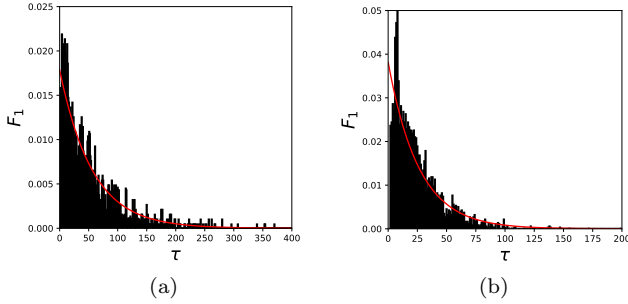


FIG. 8. F_1 distribution for (a) pi state and (b) even state with $N = 40$ and $u = 90$.

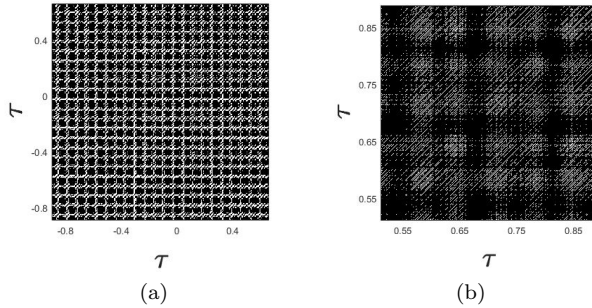


FIG. 9. Recurrence plot for initial (a) pi state and (b) even state with $N = 40$ and $u = 50$ (the parameters are same as in Fig. 7).

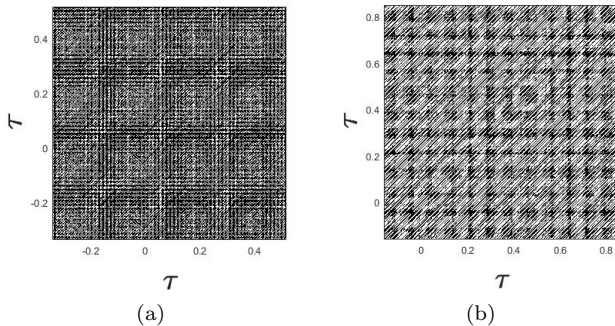


FIG. 10. Recurrence plot for initial (a) pi state and (b) even state with $N = 40$ and $u = 90$ (the parameters are same as in Fig. 8).

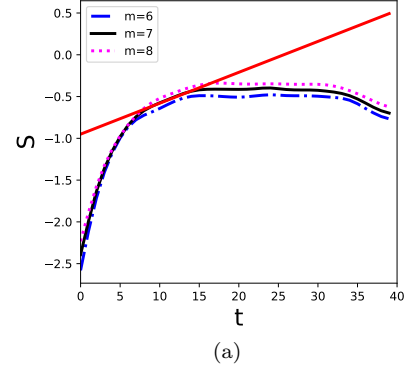


FIG. 11. Plot to find the Lyapunov exponent (λ) for initial even state with $N = 40$ and $u = 50$ (parameters are same as in Fig. 9). Slope of the graph gives $\lambda = 0.036$.

where $0 < \theta < \pi$ and $0 < \phi < 2\pi$ are the rotation angles of the state $|m = -l\rangle$. In our study we have taken $\theta = \pi/2$, which corresponds to equal population in the two modes.

To study and analyze the difference in the dynamics of superposition states, we compare the F_1 distribution, recurrence plot and Lyapunov exponent for the states $|\pi/2, \pi\rangle$ (pi state) and $\frac{1}{\sqrt{2}}(|\pi/2, 0\rangle + |\pi/2, \pi\rangle)$. Depending on whether l is even or odd the above superposition state can be called even or odd state ($l = N/2$).

Figs. 7-10 compare the F_1 distribution and recurrence plot for pi state and even state with $N = 40$ and 10^6 data points. Fig. 7 depicts the F_1 distribution with $u = 50$ and cell size of 10^{-2} . The quasi-periodicity of the pi state is clear from the finite number of points in the F_1 distribution and the hyperbolicity and ergodicity in the dynamics is seen for the superposition (even) state which shows a decaying exponential spectrum. As u value increases the ergodicity in the dynamics becomes more pronounced as clear from Fig. 8. The regular patterned structure in the recurrence plot in Fig. 9 is consistent with the F_1 distribution and the broken lines in the other recurrence plot signals the signature of chaos in the system. When we consider superposition states, more number of broken lines are visible in recurrence plots (Fig. 10) which indicates more chaoticity in the system. Lyapunov exponent for these are calculated and chaotic behaviour in the dynamics is confirmed with positive λ and it is seen that λ is larger for superposition states which is evident from Fig. 11 and Fig. 12. Other superposition states also gives similar difference in the dynamics from the non-superposed one.

IV. CONCLUSION

We have studied the dynamics of superposition of wavepackets evolving under different nonlinear Hamiltonians corresponding to Kerr medium, Morse oscillator

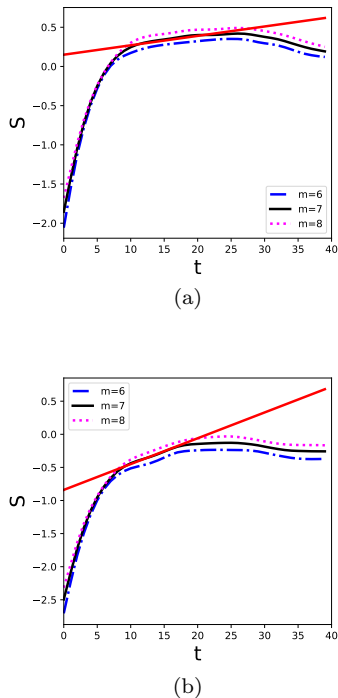


FIG. 12. Plots to find the Lyapunov exponent for initial (a) pi state and (b) even state with $N = 40$ and $u = 90$ (the parameters are same as in Fig. 10). Slops of the graphs give $\lambda =$ (a) 0.012 and (b) 0.039.

and bosonic Josephson junction. We have found that even the period of evolution changes when we consider different superpositions of states as initial states. Further, we have extended the study to find the consequence of superposition states on the more complex dynamics such as quasi-periodic, ergodic and chaotic dynamics using both qualitative and quantitative methods in time series analysis. We have shown that the systems which are periodic turned to quasi-periodic or ergodic when we have changed the initial state from single wave packet to superposition of wave packets. Our results in this paper is a new direction in the theory of nonlinear dynamics in quantum systems because dynamical changes in the evolution of systems due to superposition of wavepackets are not reported in the literature earlier.

V. ACKNOWLEDGEMENT

M. R. acknowledges support by the Institute for Basic Science in Korea (IBS-R024-Y2).

-
- [1] P. A. M. Dirac, *The principles of quantum mechanics*, 27 (Oxford university press, 1981).
 - [2] N. da Costa and C. De Ronde, *Foundations of Physics* **43**, 845 (2013).
 - [3] A. Feix, M. Araújo, and Č. Brukner, *Physical Review A* **92**, 052326 (2015).
 - [4] C. H. Bennett, G. Brassard, and N. D. Mermin, *Physical Review Letters* **68**, 557 (1992).
 - [5] G. Milburn and S. L. Braunstein, *Physical Review A* **60**, 937 (1999).
 - [6] T. C. Ralph, A. Gilchrist, G. J. Milburn, W. J. Munro, and S. Glancy, *Physical Review A* **68**, 042319 (2003).
 - [7] N. J. Cerf, A. Ipe, and X. Rottenberg, *Physical Review Letters* **85**, 1754 (2000).
 - [8] V. Bužek, A. Vidiella-Barranco, and P. L. Knight, *Physical Review A* **45**, 6570 (1992).
 - [9] C. C. Gerry, *Journal of Modern Optics* **40**, 1053 (1993).
 - [10] B. Yurke and D. Stoler, *Physical review letters* **57**, 13 (1986).
 - [11] A. Miranowicz, R. Tanas, and S. Kielich, *Quantum Optics: Journal of the European Optical Society Part B* **2**, 253 (1990).
 - [12] M. Paprzycka and R. Tanas, *Quantum Optics: Journal of the European Optical Society Part B* **4**, 331 (1992).
 - [13] K. Tara, G. Agarwal, and S. Chaturvedi, *Physical Review A* **47**, 5024 (1993).
 - [14] C. Monroe, D. Meekhof, B. King, and D. J. Wineland, *Science* **272**, 1131 (1996).
 - [15] A. Ourjoumtsev, H. Jeong, R. Tualle-Brouiri, and P. Grangier, *Nature* **448**, 784 (2007).
 - [16] W.-B. Gao, C.-Y. Lu, X.-C. Yao, P. Xu, O. Gühne, A. Goebel, Y.-A. Chen, C.-Z. Peng, Z.-B. Chen, and J.-W. Pan, *Nature physics* **6**, 331 (2010).
 - [17] G. Kirchmair, *Nature (London)* **495**, 205 (2013).
 - [18] J. Von Neumann, *Phys. Z.* **30**, 465 (1929).
 - [19] A. Peres, *Phys. Rev. A* **30**, 504 (1984).
 - [20] H. Goldstein, C. P. Poole, and J. L. Safko, *Classical Mechanics: Pearson New International Edition* (Pearson Higher Ed, 2014).
 - [21] A. Scott and G. J. Milburn, *Physical Review A* **63**, 042101 (2001).
 - [22] P. Maletinsky, C. Lai, A. Badolato, and A. Imamoglu, *Physical Review B* **75**, 035409 (2007).
 - [23] E. Bettelheim, A. G. Abanov, and P. Wiegmann, *Journal of Physics A: Mathematical and Theoretical* **40**, F193 (2007).
 - [24] G. Wang, L. Huang, Y.-C. Lai, and C. Grebogi, *Physical review letters* **112**, 110406 (2014).
 - [25] M. L. Mehta, *Random matrices*, Vol. 142 (Elsevier, 2004).
 - [26] A. Andreev, O. Agam, B. Simons, and B. Altshuler, *Physical review letters* **76**, 3947 (1996).
 - [27] J.-P. Eckmann, S. O. Kamphorst, and D. Ruelle, *EPL (Europhysics Letters)* **4**, 973 (1987).
 - [28] N. Marwan, M. C. Romano, M. Thiel, and J. Kurths, *Physics reports* **438**, 237 (2007).
 - [29] M. T. Rosenstein, J. J. Collins, and C. J. De Luca, *Physica D: Nonlinear Phenomena* **65**, 117 (1993).

- [30] H. Kantz, Physics letters A **185**, 77 (1994).
- [31] C. Sudheesh, S. Lakshmibala, and V. Balakrishnan, Physics Letters A **373**, 2814 (2009).
- [32] C. Sudheesh, S. Lakshmibala, and V. Balakrishnan, EPL (Europhysics Letters) **90**, 50001 (2010).
- [33] A. Shankar, S. Lakshmibala, and V. Balakrishnan, Journal of Physics B: Atomic, Molecular and Optical Physics **47**, 215505 (2014).
- [34] A. Pradeep, S. Anupama, and C. Sudheesh, The European Physical Journal D **74**, 3 (2020).
- [35] M. Rohith and C. Sudheesh, Journal of Physics B: Atomic, Molecular and Optical Physics **47**, 045504 (2014).
- [36] M. Rohith and C. Sudheesh, Physical Review A **92**, 053828 (2015).
- [37] R. W. Robinett, Physics Reports **392**, 1 (2004).
- [38] G. J. Milburn, Physical Review A **33**, 674 (1986).
- [39] M. Kitagawa and Y. Yamamoto, Physical Review A **34**, 3974 (1986).
- [40] A. Napoli and A. Messina, The European Physical Journal D-Atomic, Molecular, Optical and Plasma Physics **5**, 441 (1999).
- [41] V. Dodonov, I. Malkin, and V. Man'Ko, Physica **72**, 597 (1974).
- [42] P. M. Morse, Physical Review **34**, 57 (1929).
- [43] S.-H. Dong, R. Lemus, and A. Frank, International Journal of Quantum Chemistry **86**, 433 (2002).
- [44] S. Ghosh, A. Chiruvelli, J. Banerji, and P. K. Panigrahi, Phys. Rev. A **73**, 013411 (2006).
- [45] M. L. Strekalov, Journal of Mathematical Chemistry **54**, 1134 (2016).
- [46] J. Eckmann, Rev. Mod. Phys. **53**, 643 (1981).
- [47] M. Hirata, "Dynamical systems and chaos," (1995).
- [48] M. Hirata, Ergodic Theory and Dynamical Systems **13**, 533 (1993).
- [49] V. Balakrishnan and M. Theunissen, Stochastics and Dynamics **1**, 339 (2001).
- [50] J. P. Zbilut, Physics letters A **171**, 199 (1992).
- [51] A. Wolf, J. B. Swift, H. L. Swinney, and J. A. Vastano, Physica D: Nonlinear Phenomena **16**, 285 (1985).
- [52] S. Lakshmibala, V. Balakrishnan, and C. Sudheesh, Asian Journal of Physics **20**, 181 (2011).
- [53] M. H. Anderson, J. R. Ensher, M. R. Matthews, C. E. Wieman, and E. A. Cornell, science , 198 (1995).
- [54] K. B. Davis, M.-O. Mewes, M. R. Andrews, N. J. van Druten, D. S. Durfee, D. Kurn, and W. Ketterle, Physical review letters **75**, 3969 (1995).
- [55] C. C. Bradley, C. Sackett, J. Tollett, and R. G. Hulet, Physical review letters **75**, 1687 (1995).