
TensorCoder: Dimension-Wise Attention via Tensor Representation for Natural Language Modeling

Shuai Zhang¹, Peng Zhang^{1*}, Xindian Ma¹,
Junqiu Wei², Ningning Wang¹, Qun Liu²

¹College of Intelligence and Computing, Tianjin University, Tianjin, China

²Huawei Noah's Ark Lab, China

{szhang96, pzhang, xindianma, w_ning1215}@tju.edu.cn
{weijunqiu, qun.liu}@huawei.com

Abstract

Transformer has been widely-used in many Natural Language Processing (NLP) tasks and the scaled dot-product attention between tokens is a core module of Transformer. This attention is a token-wise design and its complexity is quadratic to the length of sequence, limiting its application potential for long sequence tasks. In this paper, we propose a dimension-wise attention mechanism based on which a novel language modeling approach (namely TensorCoder) can be developed. The dimension-wise attention can reduce the attention complexity from the original $O(N^2d)$ to $O(Nd^2)$, where N is the length of the sequence and d is the dimensionality of head. We verify TensorCoder on two tasks including masked language modeling and neural machine translation. Compared with the original Transformer, TensorCoder not only greatly reduces the calculation of the original model but also obtains improved performance on masked language modeling task (in PTB dataset) and comparable performance on machine translation tasks.

1 Introduction

In Natural Language Processing(NLP), sequence modeling which embeds a sequence of tokens into continuous vector space is important in language modeling [20] and other downstream tasks [16, 27]. In the early work, recurrent neural networks (RNNs, including LSTMs and GRUs) are often used for sequence learning in many works [15, 12, 19]. Researchers are constantly committed to encoding sequences by a longer context. Along with the Transformers [22] and their derived pre-trained language models [3, 9] emerging, breakthroughs have been made in various NLP tasks. In pursuit of better results, multi-layers Transformers have been usually adopted but inevitably requires huge computation resource and time consumption [1, 25].

A core module of Transformer is its token-wise attention, which is also one of the main obstacles to long-sequence modeling. The complexity of the token-wise attention is $O(N^2d)$, where N is the length of a sequence and d is the dimensionality of head in Transformer. As N increases, both the resource consumption and training time increase quadratically. In practice, N can be very large. For example, Kazuki et al. [5] models the longest sentence length of 1343, and Marcin et al. [6] creates sequences of up to 1000 subwords to train Transformer translation models.

Our basic observation is that the dimensionality d can be much smaller than the sequence length N . If we can reduce the quadratic complexity to linear complexity by using dimension-wise attention in place of token-wise attention, then we can derive a lighter attention mechanism. To achieve this goal, there are a series of challenging problems. First, how to build such a dimension-wise attention matrix which is linear to N and still has its usefulness in language dependency modeling. Second,

*Corresponding Author: Peng Zhang

how to still retain the same output form of token-wise attention, which has been proved useful in many earlier studies, in such a dimension-wise design. Third, how to extract more effective features in this new attention, and then naturally integrate such a feature extraction process in the Transformer architecture. Finally, how to build a masked language model mechanism, which can prevent the leftward information flow.

In this paper, we propose a TensorCoder, which is a unified framework that can solve the above problems, based on a novel dimension-wise attention matrix and the tensor representation and operators. First, we can change the multiplication of the query matrix Q and value matrix K , from QK^T (in the token-wise attention) to $Q^T K$, yielding a dimension-wise attention matrix, which is linear to N and quadratic to d . We also explain this idea using the covariance matrix, which encodes the global dependencies among dimensions, like some latent space models, e.g., principal component analysis (PCA) and latent semantic analysis (LSA), does. In literature, there are some Transformer variants [17, 8] which reduce the attention’s complexity. However, these variants still focus on the token-wise attention, and have not achieved a linear complexity in the sequence length.

In order to take into account the output form of the token-wise attention and obtain more dimensional interactive information, we use *Khatri-Rao* (KR) product tensor operation [11] and construct a third-order tensor representation, which can be proved to have two kinds of final output (implicit representation and explicit representation). Then, we use the convolution method to extract the two kinds of output information from such a third-order tensor, and this convolution method can be naturally integrated into the Transformer mechanism.

When constructing the dimension-wise attention information of a sequence, the dimension-wise attention uses all the tokens of the entire sequence at the same time. However, in the decoder structure, we should prevent leftward information flow to preserve the auto-regressive property, which is of great necessity for a proper language modeling approach. We then introduce a masked dimension-wise attention, which ensures that the prediction for the current position i can depend only on the known outputs at positions less than i . Such a masked attention, indeed, is also represented and implemented via tensors in our unified TensorCoder framework.

To validate the benefits of our model, we test it on two NLP tasks, namely masked language modeling and neural machine translation. In our experiments, the token-wise attention is replaced by the dimension-wise attention. As a result, we show that compared with transformer-based models, TensorCoder considerably reduces the time complexity, and also achieves promising experimental results, especially in masked language modeling tasks. In PTB dataset, TensorCoder has achieved a 13% performance improvement, and its time cost is only 1/3 of the multi-head token-wise attention. In WMT16 dataset, TensorCoder has achieved comparable results, and the FLOPs of TensorCoder attention are 1/3.5 of the multi-head token-wise attention of Transformer.

2 Preliminaries

2.1 Tensor and Khatri-Rao Product

Tensor Tensor \mathcal{A} can be thought of as a multi-dimensional array. The order of a tensor is defined to be the number of indexing entries in the array, which are referred to as modes [26]. We use a 3-order tensor that has three modes in the following text. It has column (mode-1), row (mode-2), and tube (mode-3) fibers, denoted by $\mathcal{A}_{\cdot jk}$, $\mathcal{A}_{i \cdot k}$, $\mathcal{A}_{ij \cdot}$ respectively [11]. In the geometric representation of a tensor, 3-order tensor can be represented by a cube.

Khatri-Rao Product (KR) The *Khatri-Rao Product* [11] is the "matching columnwise" kronecker product. Given matrices $M \in \mathbb{R}^{i \times k}$ and $N \in \mathbb{R}^{j \times k}$, their KR product is denoted by $M \odot N$. The result is a matrix defined by

$$\mathcal{A} = M \odot N = [m_1 \otimes n_1, m_2 \otimes n_2, \dots, m_k \otimes n_k], \quad (1)$$

where $\mathcal{A} \in \mathbb{R}^{(ij) \times k}$, m_d and n_d are the d -th column of the matrices M and N , respectively, and \otimes is Tensor Product.

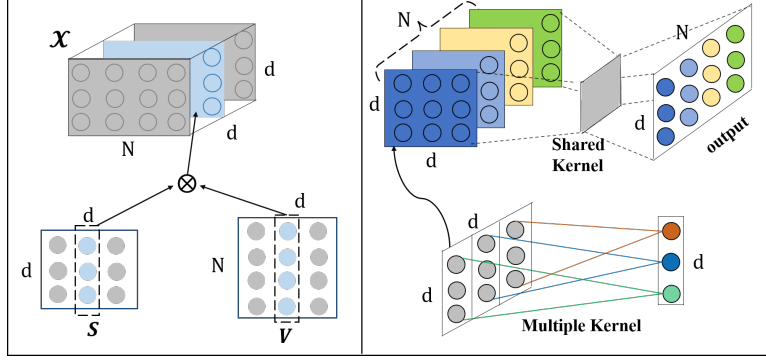


Figure 1: (left) Tensor representation using KR product. (right) Feature extraction using convolution.

2.2 Attention

Scaled Dot-Product Attention (Token-Wise Attention) In Transformer [22], it uses a particular self-attention, called Scaled Dot-Product Attention. The input of attention consists of queries matrix Q , keys matrix K , and values matrix V . The attention can be written as follows:

$$Attention(Q, K, V) = softmax\left(\frac{QK^T}{\sqrt{d_k}}\right)V \quad (2)$$

where matrices $Q, K, V \in \mathbb{R}^{N \times d}$, and d is the dimensionality of head. The token-wise attention computes the dot products of the query with all keys, where the time complexity is quadratic in the sequence length. It focuses on the weights between tokens and then applies a softmax function to obtain the weights on the values.

Multi-Head Attention The Transformer also uses the multi-head attention to allow the model to jointly attend to information from a different representation subspaces, as introduced in [22]:

$$MultiHead(Q, K, V) = Concat(head_1, \dots, head_k)W^O \quad (3)$$

where $head_i = Attention(QW_i^Q, KW_i^K, VW_i^V)$

where matrices $W_i^Q, W_i^K, W_i^V \in \mathbb{R}^{d_{model} \times d}$, $W^O \in \mathbb{R}^{hd \times d_{model}}$, h is the number of heads, and $d_{model} = h \times d$ is the dimensionality of model.

3 Model Architecture

In this section, we introduce TensorCoder, which mainly consists of four parts: the dimension-wise attention matrix between dimensions of token embedding, the KR product tensor representation in Figure 1(left), the convolution-based feature extraction in Figure 1(right), and the masked dimension-wise attention in Figure 2.

3.1 Dimension-Wise Attention Matrix

To obtain the relationship between dimensions of token embedding, we first compute the attention scores between the dimensions of token embedding with matrices Q and K . The scores between all dimensions pack together into a matrix named dimension-wise attention matrix, which is important to construct tensor representation in the next section. The dimension-wise attention matrix $S = Q^T K$ is expressed as follows:

$$S_{ij} = \sum_{n=1}^N Q_{ni} K_{nj} \quad (4)$$

where matrices $Q, K \in \mathbb{R}^{N \times d}$, the dimension-wise attention matrix $S \in \mathbb{R}^{d \times d}$, N is the length of the sequence, and d is the dimension of the token embedding. In order to better describe the meaning of the dimension-wise attention matrix, it is necessary to propose Corollary 1.

Corollary 1. *In the encoder part, if we standardize and centralize the input for each head, the dimension-wise attention matrix is equivalent to the covariance matrix with the multiplication of two coefficient matrices. It can be expressed as follows:*

$$\mathbf{S} = (\mathbf{W}^q)^T \mathbf{C} \mathbf{W}^k \quad (5)$$

where \mathbf{C} is the covariance matrix, \mathbf{W}^q and \mathbf{W}^k are coefficient matrices.

Proof. The proof can be found in Supplementary Materials I. □

In Transformer, the token-wise attention computes the attention matrix by the inner product between each token-pair. It concerns the local correlation between tokens in a sequence. On the other hand, the dimension-wise attention matrix is equivalent to the covariance matrix which describes the linear correlation of feature vectors that represent the semantic space. Compared with the token-wise attention matrix, our method learns the feature representation of each token from a global perspective. In other words, It uses the entire context to encode each token which is crucial in long text modeling tasks. In addition, the size of the dimension-wise attention matrix is relatively lower.

3.2 KR Product Tensor Representation

In order to fuse the interactions between different dimensions and retain the same output representation of the token-wise attention, we use the dimension-wise attention matrix \mathbf{S} and matrix \mathbf{V} to construct a third-order tensor \mathcal{X} . In the process of constructing the third-order tensor, we use the *Khatri-Rao* product [11]. The specific construction process is as follows:

$$\mathcal{X} = \mathbf{S} \odot \mathbf{V} = [\mathbf{s}_1 \otimes \mathbf{v}_1, \mathbf{s}_2 \otimes \mathbf{v}_2, \dots, \mathbf{s}_d \otimes \mathbf{v}_d] \quad (6)$$

where $\mathcal{X} \in \mathbb{R}^{N \times d \times d}$, $\mathbf{S} \in \mathbb{R}^{d \times d}$, $\mathbf{V} \in \mathbb{R}^{N \times d}$, and \otimes is the tensor product. $\mathbf{s}_i \in \mathbb{R}^d$ and $\mathbf{v}_i \in \mathbb{R}^N$ are column vectors from matrices \mathbf{S} and \mathbf{V} , respectively. In Figure 1(left), it is a schematic diagram about the *KR* process. The vector \mathbf{s}_i and \mathbf{v}_i couple a matrix (denoted as $\mathbf{s}_i \otimes \mathbf{v}_i$) by tensor product. Each element of vector \mathbf{s}_i can be multiplied with each element of vector \mathbf{v}_i , which models more combinations between the two kinds of vectors. The third-order tensor \mathcal{X} can be made by d matrices ($\mathbf{s}_i \otimes \mathbf{v}_i$), following the steps above. In experiments, we also compute the dimension-wise attention matrix with softmax function to add model nonlinearity.

Based on Eq. 4 (dimension-wise attention matrix) and Eq. 6 (KR product tensor representation), we give a formula of dimension-wise attention as follows:

$$\mathcal{X}_{ijk} = f(\mathbf{S}_{jk}) \mathbf{V}_{ik} = \sum_{n=1}^N f(\mathbf{Q}_{nj} \mathbf{K}_{nk}) \mathbf{V}_{ik} \quad (7)$$

where $i \in [N]$, $j, k \in [d]$, and f means the normalized function (i.e., softmax or scaled factor).

We find that there are two representations (explicit representation and implicit representation) about the output of dimension-wise attention. In explicit representation, the output of dimension-wise attention is represented by the weighted sum of coefficients under a single basis vector of semantic space. The token-wise attention also is the explicit representation. The final output of token-wise attention is represented linearly by the weighted sum of the coefficients under one basis vector. In implicit representation, the output of dimension-wise attention is represented by the weighted sum of coefficients under all basis vectors of semantic space.

These representation are proved in the following corollary. The corollary can guide us to choose the appropriate convolution method in feature extraction. We can combine explicit representation and implicit representation to obtain a more efficient final attention output. More details about explicit representation and implicit representation can be seen in Supplementary Materials II.

Corollary 2. ① *By summing over the third-order tensor \mathcal{X}_{ijk} according to the second index j , we can obtain a matrix $\mathbf{X} \in \mathbb{R}^{N \times d}$, which can be seen as the explicit representation. Both the matrix \mathbf{X} and the output of token-wise attention can be represented by the weighted sum of coefficients of*

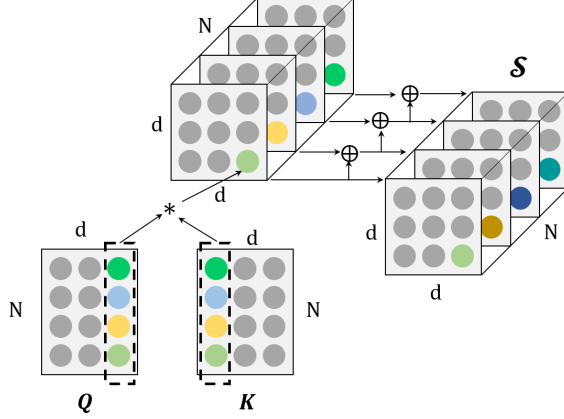


Figure 2: The dimension-wise attention tensor \mathcal{S} with mask mechanism. $*$ is hadamard product, each column vector of \mathbf{Q} and \mathbf{K} can generate N -dimensional vector by hadamard product, and \oplus is the sum calculation between two matrices.

different tokens under the same basis vector (e.g., \mathbf{e}_k):

$$\mathbf{X}_{ik} = \sum_{j=1}^d \mathbf{x}_{ijk} = \sum_{r=1}^d (\delta_r | \mathbf{e}_k) \quad (8)$$

② By summing over the third-order tensor \mathbf{x}_{ijk} according to the third index k , we can obtain another matrix $\mathbf{X} \in \mathbb{R}^{N \times d}$, which can be seen as the implicit representation. The matrix \mathbf{X} can be represented by the weighted sum of coefficients of the token under different basis vectors ($\mathbf{e}_1, \dots, \mathbf{e}_d$):

$$\mathbf{X}_{ij} = \sum_{k=1}^d \mathbf{x}_{ijk} = \sum_{r=1}^d (\zeta_r | \mathbf{e}_r) \quad (9)$$

where $(\delta_1, \dots, \delta_d)$ are the different coefficients under the same basis vector \mathbf{e}_k , and $(\zeta_1, \dots, \zeta_d)$ are the coefficients under different basis vector ($\mathbf{e}_1, \dots, \mathbf{e}_d$).

Proof. The proof can be found in Supplementary Materials III. □

3.3 Masked Dimension-Wise Attention

We modify the dimension-wise attention with the mask mechanism in the decoder structure to prevent leftward information flow. In the encoder structure, the dimension-wise attention matrix \mathbf{S} is computed by using all the tokens of the entire sequence at the same time (in Eq. 4). However, we should avoid using the information of tokens after the current prediction token when calculating the dimension-wise attention score. Different from dimension-wise attention matrix \mathbf{S} , the masked dimension-wise attention tensor \mathcal{S} uses an upper triangular matrix to mask the tokens behind the current token, which means that the dimension attention score of token i depends only on the known tokens at positions less than i . The masked dimension-wise attention tensor \mathcal{S} is expressed as follows:

$$\mathcal{S}_{ijk} = \sum_{n=1}^N \mathbf{Q}_{ni} \mathbf{K}_{nj} \mathbf{M}_{nk} \quad (10)$$

where $\mathcal{S} \in \mathbb{R}^{d \times d \times N}$ is a third-order tensor. $\mathbf{M} \in \mathbb{R}^{N \times N}$ is an upper triangular matrix used to mask off dimension information of the tokens after the current token in calculating dimensions attention score of the current token. The graphic process of the tensor \mathcal{S} is as follows in Figure 2.

We also use the masked dimension-wise attention tensor \mathcal{S} and the \mathbf{V} matrix to construct a third-order tensor \mathcal{X} . The third-order tensor \mathcal{X} is expressed as follows:

$$\mathcal{X}_{ijk} = \mathcal{S}_{jki} \mathbf{V}_{ik} \quad (11)$$

where $\mathcal{X} \in \mathbb{R}^{N \times d \times d}$, $\mathcal{S} \in \mathbb{R}^{d \times d \times N}$, and $\mathbf{V} \in \mathbb{R}^{N \times d}$. We take broadcast hadamard product between each slice matrix of third-order tensor (sliced by the last index) and the corresponding row vector of matrix $\mathbf{V}_{i,:}$ to obtain the final third-order tensor \mathcal{X} .

3.4 Feature Extraction

For the third-order tensor $\mathcal{X} \in \mathbb{R}^{N \times d \times d}$, we perform sliding convolution filtering along the dimension N of the third-order tensor to obtain final output, which can serve as the input to the next layer network in TensorCoder. The output can be formulated as follows:

$$\mathbf{O}_{ij} = \sum_{m=1}^d \mathbf{W}_{jm} \mathcal{X}_{ijm} \quad (12)$$

where $\mathbf{O} \in \mathbb{R}^{N \times d}$, and $\mathbf{W} \in \mathbb{R}^{d \times d}$ is a parameter matrix, similar to convolution filter. As shown in Figure 1(right), we first use the filter to get a hidden vector in the slice matrix that is from the third-order tensor splitting in the dimension N . The vector usually is called a feature map in computer vision. When filtering in the slice matrix, each column uses different parameters. Then we slide the filter across \mathcal{X} along the dimension (N) to obtain final output \mathbf{O} , which is a collection of different feature maps. In the process of sliding, the filter is shared in different slice matrices.

In Transformer, the multi-head attention uses multiple groups of parameters(i.e., $\mathbf{Q}, \mathbf{K}, \mathbf{V}$) to obtain multiple groups of attention output matrices. Then, these matrices are concatenated and again projected to final output by full connection. In our model, TensorCoder constructs one or more third-order tensors with corresponding groups of parameters and then use multi convolution filters to get different attention outputs. Then, TensorCoder also can get final output from these attention outputs by concat and full connection method, similar to Transformer.

3.5 Analysis of Complexity

From Eq. 2, we know the time complexity of the token-wise attention is $O(N^2d)$. N is the length of a sequence, and d is the dimension of token embedding. The complexity analysis of our model is introduced from two aspects: first, in the encoder part of TensorCoder, the time complexity of dimension-wise attention matrix (in Eq. 4), tensor representation by KR product (in Eq. 6), and feature extraction (in Eq. 12) all are $O(Nd^2)$. Therefore, the time complexity of TensorCoder’s encoder part is $O(Nd^2)$. In some tasks (i.e., Masked language modeling), they only use the encoder part, TensorCoder has a great advantage compared with Transformer; Second, in the decoder of TensorCoder, the complexity of dimension-wise attention tensor \mathcal{S} (in Eq. 10) is $O(N^2d^2)$, the complexity of third-order tensor construction process (in Eq. 11) and final feature extraction both are $O(Nd^2)$. Therefore, the complexity of TensorCoder is $O(Nd^2 + N^2d^2)$ in the decoder part.

4 Comparison with Recent Related Works

Transformer has some defects in the practical application, such as high attention mechanism complexity, huge model parameters. Many works have been proposed to solve these problems. Ma *et al.* [13] propose multi-linear attention to largely compress the model parameters while obtain performance improvements. However, the multi-linear attention can only be applied to the encoder structure of the Transformer, but cannot replace the decoder’s attention mechanism because it lacks the mask mechanism. Many Research works try to reduce the complexity of the attention mechanism to allow Transformer to handle longer sequences. For example, Sparse Transformer [17] introduces a sparse factorizations of the attention matrix method that changes the attention complexity from $O(N^2)$ to $O(N\sqrt{N})$, where N is the length of the sequence. The Reformer [8] replaces dot-product attention by using the locality-sensitive hashing, and reduces the attention complexity to be $O(N \log N)$. Although these methods have achieved relatively good results, the attention complexity of these methods is still not linear in sequence length. Linear transformer [7] discards the softmax operation in token-wise attention to achieve time and memory complexity $O(N)$. It uses a feature representation for the query matrix, keys matrix, and values matrix, which simplifies the attention mechanism by making use of the associative property of matrix multiplication.

Model	PTB		Wiki-103	
	valid Loss	Attention GFLOPs	valid Loss	Attention GFLOPs
Transformer-1head	1.277	0.035	2.420	0.047
TensorCoder-1conv	1.232	0.033	2.422	0.035
Tensorized Transformer [13]	1.401	2.419	4.320	7.543
Transformer-8head [22]	1.242	0.284	1.425	0.378
TensorCoder-8conv	1.081	0.093	2.401	0.103

Table 1: Valid Loss and FLOPs on PTB and Wiki-103.

5 Experiments

In order to verify the effectiveness of TensorCoder, we carry out two NLP tasks named masked language modeling (MLM) and neural machine translation (NMT). They are considered touchstone and challenging in the NLP field. In the experiment, we take the open-source Transformer model architecture and make changes on it by using dimension-wise attention to replace the multi-head attention of Transformer.

In the experiment, we choose two models as the baseline, Transformer and Tensorized Transformer [13], respectively. Tensorized Transformer is a typical model constructed by the tensor method in Transformer, so that we make it as one baseline. In the experiment, TensorCoder is with a single attention head. 'TensorCoder-1conv' and 'Transformer-1head' both use a single head. 'TensorCoder-8conv' uses eight convolution kernels to obtain eight attention output matrices O (in Eq. 12) from a third-order tensor. 'Transformer-8head' obtains eight attention output matrices by multi-head mechanism (in Eq. 3). They both get the same amount of attention outputs, which is a reasonable comparison. Some detailed description can be seen in Section 3.4. The Sparse Transformer [17] carried out for natural images, text (character-level), and raw audio. Similar to Sparse Transformer, the Reformer [8] ran experiments on the imagenet64 and enwik8-64K tasks. Our experiments are carried out for word-level language model and neural machine translation, which are not suitable for Sparse Transformer and Reformer.

5.1 Evaluation on Masked Language Modeling

Masked language modeling (MLM) [3] is the task that masks a certain percentage of the input tokens randomly and then predicts only those masked token. It is often referred to as a Cloze task[21] in the literature, which is different from the standard conditional language models that can only be trained left-to-right or right-to-left. Similar to BERT [3], we mask 15% of all tokens in each sequence at random in our experiments. Additionally, we do not always replace 'masked' words with the actual [MASK] token. In these 'masked' words, there are three processing methods: 80% to replace the 'masked' word with the [MASK] token, 10% to replace the 'masked' word with a random word, 10% to keep the word unchanged. The purpose of these methods is to bias the model towards the actual observed word.

We chose two datasets: PTB and WikiText-103. PTB has 929k training tokens, 73k validation words, and 82k test words. It is widely used dataset in language model learning. WikiText-103 dataset contains 267,735 unique tokens. The dataset is well suited for models that can take advantage of long term dependencies. It also features a far larger vocabulary and retains the original case, punctuation, and numbers. It contains 103M training tokens from 28.5k articles, no processing is needed other than replacing newlines with <eos> tokens.

Models are evaluated based on Negative Log-Likelihood Loss (NLL), which is also called multi-class cross entropy. The smaller the loss is, the better the model performance. To compare the complexity of the model, we measure the efficiency of the model in terms of the number of floating-point operations (FLOPs) [14]. The FLOPs are mainly the sum of multiplication and addition times. The MLM task only uses the encoder structure of Transformer, so that we use dimension-wise attention to replace multi-head attention in each layer of encoder, while other parts remain the same.

The performance and efficiency of our model (TensorCoder) in the masked language modeling are shown in Figure 3 and Table 1. We use short sequences (the length is 100) on the smaller PTB dataset, and use long sequences (the length is 160) on the larger wiki-103 dataset. In PTB dataset, the two convolution methods of TensorCoder have lower loss compared with the Transformer, and the

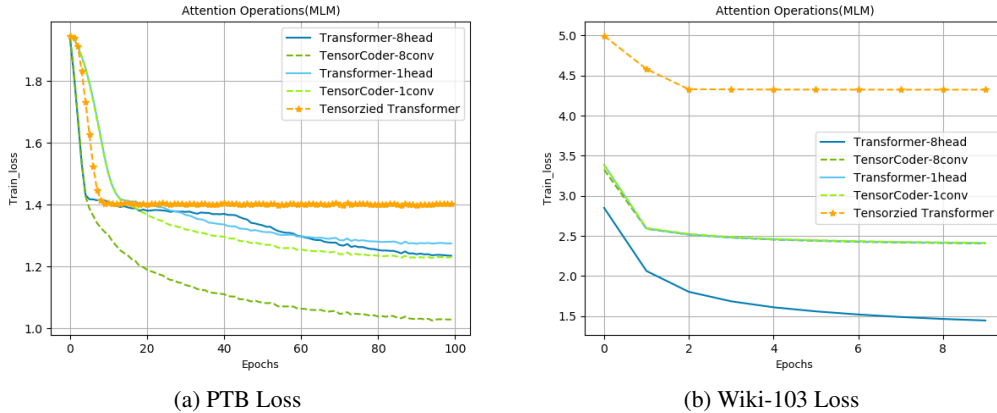


Figure 3: Loss of TensorCoder vs Transformer on PTB and Wiki-103 dataset.

model complexity is lower, the maximum is 3.05 times. In Wiki-103 dataset, the loss and FLOPs of TensorCoder are much smaller than Tensorized Transformer. More complexity comparison and hyperparameter settings can be found in Supplementary Materials IV model complexity comparison.

5.2 Evaluation on Neural Machine Translation

On the machine translation tasks, we report results on WMT16 English to German(En-De) and IWSLT16 English to German (En-De) [2] benchmark datasets. For IWSLT EN-De, we used some pre-processing steps to data cleaning. Specifically, for the dataset we used the training data that consists of 197k sentence pairs. We validated on tst2013 and tested on tst2014. Sentences were encoded using SentencePiece², which has a shared source-target vocabulary of about 32k tokens. For WMT16 En-DE, We had a 37K joint source and target vocabulary. For evaluation, we used beam search with a beam size of 5 and a length penalty $\alpha=0.6$. The BLEU scores use multi-bleu³ to compute.

In neural machine translation, we have replaced the attention with dimension-wise attention in each layer, with other parts remaining the same. The FLOPs of Table 2 and Table 3 is the attention layers' FLOPs in encoder structure. The length of sequence is set to the maximum length of the sentence in the training set. '*' indicates that the result is our own implementation, '-' indicates no reported results in that setting.

Model	BLEU	FLOPs
Linguistic Input Featurec [18]	28.4	-
STT Translation System [24]	30.6	-
Tensorized Transformer [13]	34.1	0.242
Transformer-1head [22]	30.4*	0.02
TensorCoder-1conv	30.7	0.021
Transformer-8head [22]	33.5*	0.163
TensorCoder-8conv	33.1	0.058

Table 2: Bleu and FLOPs in WMT16

Model	BLEU	FLOPs
NAT-FT [4]	26.5	-
imitate NAT [23]	31.8	-
Iterative Refinement NAT [10]	30.1	-
Transformer-1head [22]	30.3*	0.054
TensorCoder-1conv	30.1	0.051
Transformer-8head [22]	33.1*	0.432
TensorCoder-8conv	32.5	0.144

Table 3: Bleu and FLOPs in IWSLT16

In Table 2 and Table 3, we select Transformer and Tensorized Transformer as the baseline. In WMT16 dataset, the bleu score of TensorCoder (1conv and 8conv) are 30.7 and 33.1, which are similar performance over Transformer. However, TensorCoder has lower FLOPs, the FLOPs of Transformer is 3.5 times over our model under similar performance. In IWSLT16, The TensorCoder aslo has lower FLOPs, the FLOPs of TensorCoder only is 1/3 of Transformer.

²<https://github.com/google/sentencepiece>

³<https://github.com/moses-smt/mosesdecoder/blob/master/scripts/generic/multi-bleu.perl>

6 Conclusion

In the paper, we propose an encoder-decoder language model, namely TensorCoder, which replaces the token-wise attention of Transformer with the dimension-wise attention. Compared with token-wise attention, the complexity of dimension-wise attention is $O(Nd^2)$. When N increases, the complexity of dimension-wise attention increases linearly rather than quadratically. The experimental results show that TensorCoder is competent in long-sequence tasks and helps to improve the efficiency of pre-trained language models in resource-limited environments.

7 Impact Statement

Transformer which is a fundamental *Sequence-to-Sequence (Seq2Seq)* deep learning model is now widely applied to many *natural language processing (NLP)* tasks due to its capacity of modeling long-range dependencies and its parallelizability. Despite its marvelous successes on many NLP tasks, the limitations of Transformer are also obvious. Firstly, the attention mechanism in Transformer involves only the token-wise attention and is not aware of the interactions between different dimensions (i.e., features). Secondly, the computation time of the token-wise attention in Transformer is quadratic to the sequence length which renders it not scalable to long-sequence tasks and not applicable to devices with limited resources.

Motivated by this, we proposed *TensorCoder* in this paper. Instead of directly computing the token-wise attention, our TensorCoder deploys dimension-wise attention which allows the token representations learned fuses the interactions between different dimensions and also captures the same output representation of the token-wise attention. And remarkably, the time complexity of TensorCoder is linear to the sequence length and the benefits are two-folds. Firstly, it could be efficiently applied to many long-sequence tasks and even potentially the document-level NLP tasks (e.g., the document-level Neural Machine Translation and the document-level Neural Language Generation such as fiction generation). Secondly, due to the reduction of the computation and memory consumption compared with Transformer, our TensorCoder could be deployed in the scenarios where the computation resource is limited (e.g., edge devices such as mobile phones, tablets, etc.).

In the future, we will further study the universality of TensorCoder. Specifically, we will study the relationship between the dimensionality of the dimension-wise attention and the sequence length and provide an insight and guidance on how to set the dimensionality for a given sequence length.

References

- [1] Rami Al-Rfou, Dokook Choe, Noah Constant, Mandy Guo, and Llion Jones. Character-level language modeling with deeper self-attention. *AAAI 2019 : Thirty-Third AAAI Conference on Artificial Intelligence*, 33(1):3159–3166, 2019.
- [2] Mauro Cettolo, Christian Girardi, and Marcello Federico. Wit³: Web inventory of transcribed and translated talks. In *Proceedings of the 16th Conference of the European Association for Machine Translation (EAMT)*, pages 261–268, Trento, Italy, May 2012.
- [3] Jacob Devlin, Ming-Wei Chang, Kenton Lee, and Kristina Toutanova. BERT: pre-training of deep bidirectional transformers for language understanding. In Jill Burstein, Christy Doran, and Thamar Solorio, editors, *Proceedings of the 2019 Conference of the North American Chapter of the Association for Computational Linguistics: Human Language Technologies, NAACL-HLT 2019, Minneapolis, MN, USA, June 2-7, 2019, Volume 1 (Long and Short Papers)*, pages 4171–4186. Association for Computational Linguistics, 2019.
- [4] Jiatao Gu, James Bradbury, Caiming Xiong, Victor O.K. Li, and Richard Socher. Non-autoregressive neural machine translation. In *ICLR 2018 : International Conference on Learning Representations 2018*, 2018.
- [5] Kazuki Irie, Albert Zeyer, Ralf Schlüter, and Hermann Ney. Language modeling with deep transformers. In *Interspeech 2019*, 2019.
- [6] Marcin Junczys-Dowmunt. Microsoft translator at wmt 2019: Towards large-scale document-level neural machine translation. In *Proceedings of the Fourth Conference on Machine Translation (Volume 2: Shared Task Papers, Day 1)*, pages 225–233, 2019.

- [7] Angelos Katharopoulos, Apoorv Vyas, Nikolaos Pappas, and Francois Fleuret. Transformers are rnns: Fast autoregressive transformers with linear attention. In *ICML 2020: 37th International Conference on Machine Learning*, 2020.
- [8] Nikita Kitaev, Lukasz Kaiser, and Anselm Levskaya. Reformer: The efficient transformer. In *ICLR 2020 : Eighth International Conference on Learning Representations*, 2020.
- [9] Zhenzhong Lan, Mingda Chen, Sebastian Goodman, Kevin Gimpel, Piyush Sharma, and Radu Soricut. Albert: A lite bert for self-supervised learning of language representations. In *ICLR 2020 : Eighth International Conference on Learning Representations*, 2020.
- [10] Jason Lee, Elman Mansimov, and Kyunghyun Cho. Deterministic non-autoregressive neural sequence modeling by iterative refinement. In *EMNLP 2018: 2018 Conference on Empirical Methods in Natural Language Processing*, pages 1173–1182, 2018.
- [11] Na Li, Stefan Kindermann, and Carmeliza Navasca. Some convergence results on the regularized alternating least-squares method for tensor decomposition. *Linear Algebra and its Applications*, 438(2):796–812, 2013.
- [12] Thang Luong, Richard Socher, and Christopher Manning. Better word representations with recursive neural networks for morphology. In *Proceedings of the Seventeenth Conference on Computational Natural Language Learning*, pages 104–113, 2013.
- [13] Xindian Ma, Peng Zhang, Shuai Zhang, Nan Duan, Yuexian Hou, Ming Zhou, and Dawei Song. A tensorized transformer for language modeling. In *NeurIPS 2019 : Thirty-third Conference on Neural Information Processing Systems*, pages 2232–2242, 2019.
- [14] Pavlo Molchanov, Stephen Tyree, Tero Karras, Timo Aila, and Jan Kautz. Pruning convolutional neural networks for resource efficient inference. In *ICLR 2017 : International Conference on Learning Representations 2017*, 2017.
- [15] Matthew E Peters, Mark Neumann, Mohit Iyyer, Matt Gardner, Christopher Clark, Kenton Lee, and Luke Zettlemoyer. Deep contextualized word representations. In *NAACL HLT 2018: 16th Annual Conference of the North American Chapter of the Association for Computational Linguistics: Human Language Technologies*, volume 1, pages 2227–2237, 2018.
- [16] Prajit Ramachandran, Peter J. Liu, and Quoc V. Le. Unsupervised pretraining for sequence to sequence learning. In *Proceedings of the 2017 Conference on Empirical Methods in Natural Language Processing*, pages 383–391, 2017.
- [17] Alec Radford Rewon Child, Scott Gray and Ilya Sutskever. Generating long sequences with sparse transformer. *arXiv preprint arXiv:1904.10509*, 2019.
- [18] Rico Sennrich and Barry Haddow. Linguistic input features improve neural machine translation. In *Proceedings of the First Conference on Machine Translation: Volume 1, Research Papers*, volume 1, pages 83–91, 2016.
- [19] Martin Sundermeyer, Ralf Schlüter, and Hermann Ney. Lstm neural networks for language modeling. In *INTERSPEECH*, pages 194–197, 2012.
- [20] Ilya Sutskever, Oriol Vinyals, and Quoc V. Le. Sequence to sequence learning with neural networks. In *Advances in Neural Information Processing Systems 27*, pages 3104–3112, 2014.
- [21] Wilson L. Taylor. Cloze procedure: A new tool for measuring readability. *Journalism & Mass Communication Quarterly*, 30(30):415–433, 1953.
- [22] Ashish Vaswani, Noam Shazeer, Niki Parmar, Jakob Uszkoreit, Llion Jones, Aidan N Gomez, Łukasz Kaiser, and Illia Polosukhin. Attention is all you need. In *Advances in neural information processing systems*, pages 5998–6008, 2017.
- [23] Bingzhen Wei, Mingxuan Wang, Hao Zhou, Junyang Lin, and Xu Sun. Imitation learning for non-autoregressive neural machine translation. In *ACL 2019 : The 57th Annual Meeting of the Association for Computational Linguistics*, pages 1304–1312, 2019.
- [24] Philip Williams, Rico Sennrich, Maria Nadejde, Matthias Huck, Barry Haddow, and Ondrej Bojar. Edinburgh’s statistical machine translation systems for wmt16. In *Proceedings of the First Conference on Machine Translation: Volume 2, Shared Task Papers*, volume 2, pages 399–410, 2016.
- [25] Biao Zhang, Ivan Titov, and Rico Sennrich. Improving deep transformer with depth-scaled initialization and merged attention. In *2019 Conference on Empirical Methods in Natural Language Processing*, pages 898–909, 2019.
- [26] Lipeng Zhang, Peng Zhang, Xindian Ma, Shuqin Gu, Zhan Su, and Dawei Song. A generalized language model in tensor space. *AAAI 2019 : Thirty-Third AAAI Conference on Artificial Intelligence*, 33(1):7450–7458, 2019.

- [27] Xiaoqiang Zhou, Baotian Hu, Qingcai Chen, Buzhou Tang, and Xiaolong Wang. Answer sequence learning with neural networks for answer selection in community question answering. In *Proceedings of the 53rd Annual Meeting of the Association for Computational Linguistics and the 7th International Joint Conference on Natural Language Processing (Volume 2: Short Papers)*, volume 2, pages 713–718, 2015.