
A Spectral Energy Distance for Parallel Speech Synthesis

Alexey A. Gritsenko^{*†} Tim Salimans^{*} Rianne van den Berg
Jasper Snoek Nal Kalchbrenner
{agritsenko,salimans,riannevdberg,jsnoek,nalk}@google.com
Google Research

Abstract

Speech synthesis is an important practical generative modeling problem that has seen great progress over the last few years, with likelihood-based autoregressive neural models now outperforming traditional concatenative systems. A downside of such autoregressive models is that they require executing tens of thousands of sequential operations per second of generated audio, making them ill-suited for deployment on specialized deep learning hardware. Here, we propose a new learning method that allows us to train highly parallel models of speech, without requiring access to an analytical likelihood function. Our approach is based on a generalized energy distance between the distributions of the generated and real audio. This *spectral energy distance* is a proper scoring rule with respect to the distribution over magnitude-spectrograms of the generated waveform audio and offers statistical consistency guarantees. The distance can be calculated from minibatches without bias, and does not involve adversarial learning, yielding a stable and consistent method for training implicit generative models. Empirically, we achieve state-of-the-art generation quality among implicit generative models, as judged by the recently-proposed cFSD metric. When combining our method with adversarial techniques, we also improve upon the recently-proposed GAN-TTS model in terms of Mean Opinion Score as judged by trained human evaluators.

1 Introduction

Text-to-speech synthesis (TTS) has seen great advances in recent years, with neural network-based methods now significantly outperforming traditional concatenative and statistical parametric approaches [39, 35]. While autoregressive models such as WaveNet [35] or WaveRNN [15] constitute the current state of the art in speech synthesis, their sequential nature is often seen as a drawback. They generate only a single sample at a time, and since audio is typically sampled at a frequency of 18kHz to 44kHz this means that tens of thousands of sequential steps are necessary for generating a single second of audio. The sequential nature of these models makes them ill-suited for use with modern deep learning hardware such as GPUs and TPUs that are built around parallelism.

At the same time, parallel speech generation remains challenging. Existing likelihood-based models either rely on elaborate distillation approaches [27, 36], or require large models and long training times [29, 22]. Recent GAN-based methods provide a promising alternative to likelihood-based methods for TTS [3, 22]. Although they do not yet match the speech quality of autoregressive models, they are efficient to train and employ fully-convolutional architectures, allowing for efficient parallel generation. However, due to their reliance on adversarial training, they can be difficult to train.

^{*}Equal contribution. [†] Work completed as a Google AI resident.

To address these limitations we propose a new training method based on the *generalized energy distance* [10, 32, 33], which enables the learning of implicit density models without the use of adversarial training or requiring a tractable likelihood. Our method minimizes a multi-resolution spectrogram loss similar to previous works [37, 38, 9, 6], but includes an additional *repulsive term* that encourages diverse samples and provides a statistical consistency guarantee. As a result, our models enjoy stable training and rapid convergence, achieving state-of-the-art speech quality among implicit density models.

In addition to demonstrating our proposed energy distance on the speech model of Bińkowski et al. [3], we further propose a new model for generating audio using an efficient overlap-add upsampling module. The new model is faster to run, while still producing high quality speech. Finally, we show that our proposed energy distance can be combined with GAN-based learning, further improving on either individual technique. An open source implementation of our generalized energy distance is available at https://github.com/google-research/google-research/tree/master/ged_tts.

2 Related work on speech synthesis

Our task of interest is synthesizing speech waveforms conditional on intermediate representations such as linguistic and pitch features, as usually provided by a separate model in a 2-step process. Here we briefly review the related literature on this problem.

Autoregressive models. van den Oord et al. [35] proposed WaveNet, an autoregressive model that produces high-fidelity speech by directly generating raw waveforms from the input features. WaveNet is trained by maximizing the likelihood of audio data conditional on the aforementioned linguistic and pitch features. While WaveNet’s fully convolutional architecture enables efficient training on parallel hardware, at inference time the model relies on an autoregressive sampling procedure, generating the waveform one sample at a time. This necessitates tens of thousands of sequential steps for generating a single second of audio, making it ill-suited for real-time production deployment. These limitations were partially alleviated by Kalchbrenner et al. [15]. While still autoregressive, using a single-layer recurrent neural network, weight sparsification and custom kernels, their WaveRNN model achieves faster-than-realtime on-device synthesis.

Probability density distillation. Parallel WaveNet [36] and ClariNet [27] used a trained autoregressive model such as WaveNet as a teacher network *distilling* its knowledge into a non-autoregressive likelihood student model that is trained to minimize the Kullback-Liebler (KL) divergence between student and teacher. Both approaches rely on an Inverse-Autoregressive Flow (IAF; Kingma et al. [19]) as a student network. The IAF is structured in such a way that, given a set of latents, the corresponding observables can be generated efficiently in parallel.

While the methods of Ping et al. [27] and van den Oord et al. [36] differ in the choice of distributions used in their models, they both found that optimizing the KL-divergence alone was insufficient for obtaining high-quality generations, and required careful regularization and auxiliary losses for the student models to converge to a good solution.

Flow-based models. To avoid having to use a two-stage training pipeline required by the distillation approaches, FloWaveNet [16] and WaveGlow [29] propose directly training a convolutional flow model based on the architectures of RealNVP [7] and Glow [18] respectively. These models can be trained using maximum likelihood, and approach the speech quality of WaveNet or its distillations. However, due to the limited flexibility of their coupling layers (the building blocks used to construct invertible models) flow-based approaches tend to require large networks. Indeed, both WaveGlow and FloWaveNet have ≈ 100 convolutional layers, and are slow to train [37].

Concurrently to our work Ping et al. [28] have made great progress towards reducing the size of flow-based TTS models. Their WaveFlow model achieves high quality speech synthesis using 128 sequential steps (more than two orders of magnitude fewer than a fully autoregressive model) while maintaining a small parameter footprint.

Implicit generative models. To date, Generative Adversarial Networks (GANs; Goodfellow et al. [11]) are mostly applied to image generation, where they are known to produce crisp, high-quality

images using fully convolutional architectures and relatively small models [5]. Their application to speech synthesis may provide an alternative to probability distillation that has the potential to match it in terms of speech quality. Three recent approaches, MelGAN [22], GAN-TTS [3] and Parallel WaveGAN [38], made significant progress in this direction. While still not matching WaveNet or ClariNet in speech quality, these works have proven the feasibility of solving TTS with implicit generative models. However, due to the reliance on adversarial learning, GANs can still be difficult to train. MelGAN and GAN-TTS rely on carefully chosen regularization and an ensemble of discriminators to achieve stable training, and MelGAN and Parallel WaveGAN use various auxiliary losses. This training difficulty also limits the available model choice, as only certain types of models (e.g. with batch normalization and spectral normalization) are known to be trainable.

3 Maximum Mean Discrepancy and Energy Distance

Before we present our proposed training method in Section 4, we briefly review previous work on learning implicit generative models, and we introduce the primitives on which our method is built.

Although GANs have recently become the dominant method for training implicit generative models without tractable likelihood, another popular approach to learning these types of models is a class of methods based on minimizing *Maximum Mean Discrepancy* (MMD), defined as

$$D_{\text{MMD}}(p|q) = \sup_{f \in \mathcal{H}} [\mathbb{E}_{\mathbf{x} \sim p(\mathbf{x})}[f(\mathbf{x})] - \mathbb{E}_{\mathbf{y} \sim q(\mathbf{y})}[f(\mathbf{y})]], \quad (1)$$

where f is a critic function which is constrained to a family of functions \mathcal{H} [see 12], and $p(\mathbf{x})$ and $q(\mathbf{y})$ are the data and model distributions respectively. When \mathcal{H} is given by a family of neural network discriminators, MMD becomes very similar to GANs, as explained by [2]. The main difference is that for MMD the maximization over $f \in \mathcal{H}$ is assumed to be analytically tractable, while GANs maximize over f approximately by taking a few steps of stochastic gradient descent. The benefit of exact optimization is that MMD methods are provably stable and consistent, unlike GANs, although this comes at the cost of more restrictive critic families \mathcal{H} .

Greton et al. [12] show that exact optimization is indeed possible if \mathcal{H} is chosen to be a reproducing kernel Hilbert space (RKHS). In that case, there exists a kernel function $k \in \mathcal{H}$ such that every critic $f \in \mathcal{H}$ can be expressed through its inner product with that kernel:

$$f(\mathbf{x}) = \langle f, k(\cdot, \mathbf{x}) \rangle_{\mathcal{H}} = \sum_i \alpha_i k(\mathbf{x}, \mathbf{x}_i). \quad (2)$$

In other words, f is constrained to be a weighted sum of basis functions $k(\mathbf{x}, \mathbf{x}_i)$, with weights α . Exact optimization over α then gives the following expression for the squared MMD:

$$D_{\text{MMD}}^2(p|q) = \mathbb{E}[k(\mathbf{x}, \mathbf{x}') + k(\mathbf{y}, \mathbf{y}') - 2k(\mathbf{x}, \mathbf{y})], \quad (3)$$

where $\mathbf{x}, \mathbf{x}' \sim p(\mathbf{x})$ and $\mathbf{y}, \mathbf{y}' \sim q(\mathbf{y})$ are independent samples from p and q .

Since (3) only depends on expectations over q and p it can be approximated without bias using Monte Carlo sampling. If our dataset contains N samples from $p(\mathbf{x})$ and we draw M samples from our model $q(\mathbf{y})$, this gives us the following stochastic loss function [12]:

$$L(q) = \frac{1}{N(N-1)} \sum_{n \neq n'} k(\mathbf{x}_n, \mathbf{x}_{n'}) + \frac{1}{M(M-1)} \sum_{m \neq m'} k(\mathbf{y}_m, \mathbf{y}_{m'}) - \frac{2}{MN} \sum_{n=1}^N \sum_{m=1}^M k(\mathbf{x}_n, \mathbf{y}_m). \quad (4)$$

Loss functions of this type were used by [8, 23] and [4] to train generative models without requiring a tractable likelihood function.

An alternative view on MMD methods is in terms of *distances*. As explained by Sejdinovic et al. [32], the kernel $k(\cdot, \cdot)$ of a RKHS \mathcal{H} induces a distance metric $d(\cdot, \cdot)$ via

$$d(\mathbf{x}, \mathbf{y}) = \frac{1}{2}(k(\mathbf{x}, \mathbf{x}) + k(\mathbf{y}, \mathbf{y}) - 2k(\mathbf{x}, \mathbf{y})). \quad (5)$$

Assuming that $k(\mathbf{x}, \mathbf{x}) = k(\mathbf{y}, \mathbf{y}) = c$ with c being a constant, equation (3) can equivalently be expressed in terms of this distance:

$$D_{\text{MMD}}^2(p|q) = D_{\text{GED}}^2(p|q) = \mathbb{E}[2d(\mathbf{x}, \mathbf{y}) - d(\mathbf{x}, \mathbf{x}') - d(\mathbf{y}, \mathbf{y}')], \quad (6)$$

which is known as the *generalized energy distance* [GED; see e.g. 32, 33, 30].

In most practical applications of generative modeling, such as speech synthesis, we are interested in learning *conditional* distributions $q(\mathbf{x} | \mathbf{c})$ using examples $\mathbf{x}_i, \mathbf{c}_i$ from the data distribution p . In such cases we usually only have access to a single example \mathbf{x}_i for each unique conditioning variable \mathbf{c}_i . This means that we cannot evaluate the term $\mathbb{E}[d(\mathbf{x}, \mathbf{x}')] in (6). However, this term only depends on the data distribution p and not on our generative model q , so it can be dropped during training. The training loss then becomes$

$$L_{\text{GED}}(q) = \mathbb{E}[2d(\mathbf{x}, \mathbf{y}) - d(\mathbf{y}, \mathbf{y}')], \quad (7)$$

with $\mathbf{y}, \mathbf{y}' \sim q(\cdot | \mathbf{c})$ independent samples from our model, conditioned on the same features \mathbf{c} . This type of loss was studied by Gneiting and Raftery [10] under the name *energy score*. They find that (7) is a *proper scoring rule*, i.e. it can lead to a statistically consistent learning method, if the distance metric $d(\cdot, \cdot)$ is negative definite. This result is more general than the consistency results for MMD, and also allows for the use of distances that do not correspond to reproducing kernel Hilbert spaces. We make use of this result for deriving our proposed learning method, which we present in Section 4.

4 A generalized energy distance based on spectrograms

We require a method to learn generative models that can sample speech in a small number of parallel steps, without needing access to a tractable likelihood function. The method we propose here achieves this by computing a *generalized energy distance*, or *energy score*, between simulated and real data, and minimizing this loss with respect to the parameters of our generative model. Here, we assume that our dataset consist of N examples of speech \mathbf{x}_i , labeled by textual or linguistic features \mathbf{c}_i . Our generative model is then a deep neural network that takes a set of Gaussian noise variables \mathbf{z}_i , and maps those to the audio domain as $\mathbf{y}_i = f_\theta(\mathbf{c}_i, \mathbf{z}_i)$, with θ the parameters of the neural network. This implicitly defines a distribution $q_\theta(\mathbf{y} | \mathbf{c})$ of audio \mathbf{y} conditional on features \mathbf{c} .

Given a minibatch of M examples $\{\mathbf{x}_i, \mathbf{c}_i\}_{i=1}^M$, we use our model to generate two independent samples $\mathbf{y}_i = f_\theta(\mathbf{c}_i, \mathbf{z}_i), \mathbf{y}'_i = f_\theta(\mathbf{c}_i, \mathbf{z}'_i)$ corresponding to each input feature \mathbf{c}_i , using two independently sampled sets of noise variables $\mathbf{z}_i, \mathbf{z}'_i$. We then calculate the resulting minibatch loss as

$$L_{\text{GED}}^*(q) = \sum_{i=1}^M 2d(\mathbf{x}_i, \mathbf{y}_i) - d(\mathbf{y}_i, \mathbf{y}'_i), \quad (8)$$

where $d(\cdot, \cdot)$ is a distance metric between samples. The minibatch loss $L_{\text{GED}}^*(q)$ is an unbiased estimator of the energy score (7), and minimizing it will thus minimize the generalized energy distance between our model and the distribution of training data, as discussed in Section 3.

In practice the performance of the energy score strongly depends on the choice of metric $d(\cdot, \cdot)$. When generating high-dimensional data, it is usually impossible to model all aspects of the data with high fidelity, while still keeping the model $q_\theta(\mathbf{y} | \mathbf{c})$ small enough for practical use. We thus have to select a distance function that emphasizes those features of the generated audio that are most important to the human ear. This is similar to how GANs impose a powerful visual inductive bias when modeling images using convolutional neural network discriminators. Following the literature on *speech recognition* [20, 1], we thus define our distance function over *spectrograms* $\mathbf{s}^k(\mathbf{x}_i)$, where a spectrogram is defined as the magnitude component of the short-time Fourier transform (STFT) of an input waveform, $|\text{STFT}_k(\mathbf{x}_i)|$, where k is the frame-length used in the STFT. Following Engel et al. [9] we combine multiple such frame-lengths k into a single multi-scale spectrogram loss. Our distance function to be used in the generalized energy distance then becomes

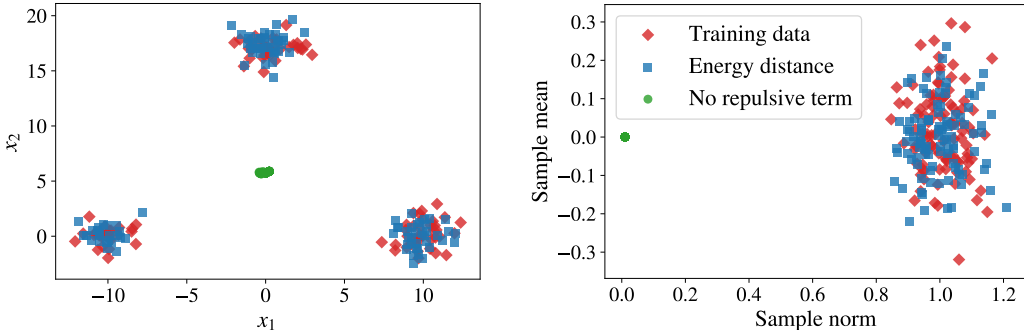
$$d(\mathbf{x}_i, \mathbf{x}_j) = \sum_{k \in [2^6, \dots, 2^{11}]} \sum_t \|\mathbf{s}_t^k(\mathbf{x}_i) - \mathbf{s}_t^k(\mathbf{x}_j)\|_1 + \alpha_k \|\log \mathbf{s}_t^k(\mathbf{x}_i) - \log \mathbf{s}_t^k(\mathbf{x}_j)\|_2, \quad (9)$$

where we sum over a geometrically-spaced sequence of window-lengths between 64 and 2048, and where $\mathbf{s}_t^k(\mathbf{x}_i)$ denotes the t -th timeslice of the spectrogram of \mathbf{x}_i with window-length k . The weights α_k of the L2 components of the distance are discussed in Appendix A. As we show there, the analysis of Gneiting and Raftery [10, Theorem 5.1] can be used to show that this choice makes (8) a strictly proper scoring rule for learning $q_\theta(\mathbf{x} | \mathbf{c})$ with respect to the ground-truth conditional distribution over spectrograms, meaning that $L_{\text{GED}}(q) > L_{\text{GED}}(p)$ for any $q(\mathbf{s}^k(\mathbf{x}) | \mathbf{c}) \neq p(\mathbf{s}^k(\mathbf{x}) | \mathbf{c})$. Minimizing this easily computable loss, we thus obtain a stable and statistically consistent learning method.

4.1 Why we need the repulsive term

Spectrogram-based losses are popular in the literature on audio generation. For example, the probability distillation methods ClariNet [27] and Parallel WaveNet [36] minimize the distance between spectrogram magnitudes of real and synthesized speech in addition to their main distillation loss; and Pandey and Wang [26] use a spectrogram-based loss for speech enhancement. Multi-resolution spectrogram losses like ours were used previously by Wang et al. [37] and Yamamoto et al. [38] for speech synthesis, and by Engel et al. [9] and Dhariwal et al. [6] for music generation. The main difference between these approaches and our generalized energy distance (Equation 9) is the presence of a *repulsive term* between generated data in our training loss, $-d(\mathbf{y}_i, \mathbf{y}'_i)$, in addition to the attractive term between generated data and real data, $d(\mathbf{x}_i, \mathbf{y}_i)$.

The presence of the repulsive term is necessary for our loss to be a proper scoring rule for learning the conditional distribution of audio given linguistic features. Without this term, generated samples will collapse to a single point without trying to capture the full distribution. For many purposes like speech and music synthesis it might be argued that a single conditional sample is all that is needed, as long as it is a good sample. Unfortunately the standard loss *without* the repulsive term also fails at this goal, as shown in Figure 1. If the conditional distribution of training data is multi-modal, regression losses without repulsive term can produce samples that lie far away from any individual mode (Figure 1a). Even if the conditional distribution of training data is unimodal, such losses will tend to produce samples that are atypical of training data when applied in high dimensions (Figure 1b).



(a) Samples from a two-dimensional Gaussian mixture with model with three components. (b) Samples \mathbf{x} from a single 100-dim Gaussian, with $\|\mathbf{x}\|_2$ on the x-axis and $\sum_i^n x_i/n$ on the y-axis.

Figure 1: Samples from models trained by minimizing the energy distance (blue) or the more commonly used loss without repulsive term (green), and comparing to samples from the training data (red). Samples from the energy distance trained model are representative of the data, and all sampled points lie close to training examples. Samples from the model trained without repulsive term are not typical of training data. A notebook to reproduce these plots is included in our github repository.

In Section 7 we perform ablation experiments to further examine the role of the repulsive term for our specific application of speech synthesis. There, we show that this term is critical for achieving optimal performance in practice.

5 Model and training procedure

The models we train using the loss function we derived in Section 4 consist of deep neural networks that map noise variables to the audio domain, conditioned on linguistic features, that is $\mathbf{y}_i = f_\theta(\mathbf{c}_i, \mathbf{z}_i)$. This is similar to how conditional generator networks are usually parameterized in GANs, see e.g. BigGAN [5] for the analogous case where images \mathbf{y} are generated from noise \mathbf{z} and class labels \mathbf{c} . For the generator network f_θ we explore 2 different choices:

Simplified GAN-TTS generator To clearly demonstrate the effect that using the generalized energy distance has on model training, we attempt to control for other sources of variation by using a generator architecture nearly identical to that of GAN-TTS [3]. Specifically, we use a deep 1D convolutional residual network [13] consisting of 7 residual blocks (see Figure 3 of the

Appendix). Compared to the generator of GAN-TTS, we simplify the model by removing the Spectral Normalization [25] and output Batch Normalization [34], which we empirically find to be either unnecessary or hurting model performance.

Inverse STFT architecture To experiment with the wider choice in generative models allowed by our training method, we additionally explore a model that makes use of the Short Time Fourier Transform (STFT) representation that is prevalent in audio processing, and which we also used to define the energy distance we use for training. This model takes in the features and noise variables, and produces an intermediate representation $\text{stft}_i = f_\theta(\mathbf{c}_i, \mathbf{z}_i)$ which we interpret as representing a STFT of the waveform \mathbf{y}_i that is to be generated. Here, f_θ consists of a stack of standard ResNet blocks that is applied without any upsampling, and is therefore faster to run than our simplified GAN-TTS generator. We then linearly project stft_i to the waveform space by applying an inverse STFT transformation, thereby upsampling $120\times$ in one step. The final output of this model is thus a raw waveform, similar to the (simplified) GAN-TTS model. Further details on this architecture are given in Appendix D.4.

Training procedure All of our models are trained on Cloud TPUs v3 with hyperparameters as described in Table 5 of the Appendix. For each training example we generate two independent batches of audio samples from our model, conditioned on the same features, which are then used to compute our training loss. Our model parameters are updated using Adam [17]. Figure 2 explains this training procedure visually.

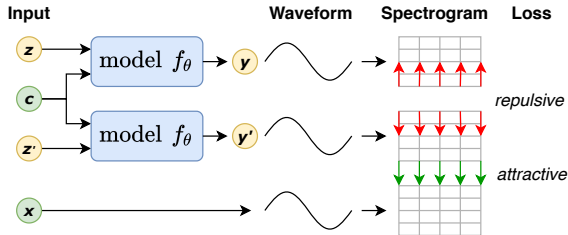


Figure 2: Visual depiction of our training process.

6 Data

Our TTS models are trained on a single-speaker North American English dataset, consisting of speech data spoken by a professional voice actor. The data consists of approximately sixty thousand utterances with durations ranging approximately from 0.5 seconds to 1 minute, and their corresponding *aligned* linguistic features and pitch information. Linguistic features encode phonetic and duration information, while the pitch is given by the logarithmic fundamental frequency $\log F_0$. These features, a total of 567, are used by our models as inputs and provide local conditioning information for generating the raw waveform. At training time, the features are derived from and aligned with the training audio. At test time, all features are predicted by a separate model; we thus never use ground-truth information extracted from human speech when evaluating our models.

To account for differences in utterance duration, during training we sample training examples with probability proportional to their length, and then uniformly sample 2 second windows and their corresponding features from these utterances. Examples shorter than 2 seconds are filtered out, leaving a total of 44.6 hours of speech sampled at 24 kHz. The corresponding conditioning features are provided at 5ms intervals (200 Hz sampling frequency). The trained models are thus tasked with converting linguistic and pitch features into raw audio, while upsampling by a factor of 120. Our training setup is similar to that of Bińkowski et al. [3], except that we do not apply any transformations (e.g. a μ -transform) to the waveforms.

7 Experiments

We evaluate our proposed approach to speech synthesis by training 4 different models on the data set described in the previous section:

1. The simplified GAN-TTS generator described in Section 5, but trained by minimizing our generalized energy distance.
2. This same model and loss, but leaving out the repulsive term $-d(\mathbf{y}_i, \mathbf{y}'_i)$ as in previous works that use spectrogram-based losses.

3. Our inverse STFT model from Section 5 trained with the GED loss.
4. A hybrid architecture where we combine the GED loss with adversarial training using an ensemble of **un**conditional discriminators. Previous works like GAN-TTS and MelGAN use an ensemble of GAN discriminators with *conditional* discriminators taking in features \mathbf{c} , and *unconditional* discriminators that look only at the generated data \mathbf{y} . We hypothesize that our GED loss is a good substitute for the conditional part of the GAN loss, but that using an unconditional discriminator might yet offer additional benefit.

To evaluate our generated speech, we report the (conditional) Fréchet Deep Speech Distances (FSDS and cFSDS; Bińkowski et al. [3]) - metrics that judge the quality of synthesized audio samples based on their distance to a reference set. These distances are conceptually similar to the FID (Fréchet Inception Distance; Heusel et al. [14]) commonly used for evaluating GANs of natural images, but differ in that they (i) are computed on the activations of the Deep Speech 2 [1] speech recognition model in place of the activations of the Inception network [34] used in FID; and (ii) are computed for samples with conditioning features that match the reference set in the case of the conditional FSDS (cFSDS). We closely followed Bińkowski et al. [3] in our implementation of the FSDS metrics, but note several differences between the two implementations in Appendix E.1. We report these metrics on both the training data as well as a larger validation set. In addition, we also evaluate the quality of the synthesized audio using the Mean Opinion Score (MOS) computed from ratings assigned by trained human evaluators. These samples are generated on an *independent* set of 1000 out-of-distribution sentences for which no ground-truth data is available.

We compare our models against a careful re-implementation of GAN-TTS [3], built with help from the authors. Results are reported in Table 1 and include links to samples from each of our models.

Table 1: Mean Opinion Score (MOS) and (conditional) Fréchet Deep Speech Distances [3] (FSDS and cFSDS respectively) for prior work and the proposed approach. Models trained by minimizing our spectral generalized energy distance are indicated with GED. Our proposed generator using inverse STFT upsampling is marked iSTFT. For FSDS and cFSDS we report training scores for comparison to the numbers in Bińkowski et al. [3], as well as scores on the validation set. We truncate the sampling distribution of latents when generating from our models, as previously done in BigGAN [5]; we find this to give a slight boost in performance.

MODEL	MOS	TRAIN FSDS	TRAIN cFSDS	VALID FSDS	VALID cFSDS	AUDIO SAMPLES
<i>Natural speech</i>	4.41 ± 0.06	0.143		0.156		
<i>Autoregressive models</i>						
WAVENET [15]	$4.51^\dagger \pm 0.08$					
WAVERRN [15]	$4.48^\dagger \pm 0.07$					
<i>Parallel models</i>						
MELGAN [22]	3.72^\dagger					
PARALLEL WAVEGAN [38]	4.06^\dagger					
GAN-TTS [3]	$4.21^\dagger \pm 0.05$	0.184	0.060			
<i>Our models</i>						
GAN-TTS re-implementation	4.16 ± 0.06	0.163	0.053	0.193	0.077	[Link]
GED same generator	4.03 ± 0.06	0.151	0.020	0.164	0.038	[Link]
GED no repulsive term	3.00 ± 0.07	0.145	0.023	0.171	0.048	[Link]
GED + iSTFT generator	4.10 ± 0.06	0.138	0.020	0.164	0.037	[Link]
GED + unconditional GAN	4.25 ± 0.06	0.147	0.030	0.169	0.040	[Link]

[†] Mean Opinion Scores reported by other works are included for reference, but may not be directly comparable due to differences in the data, in the composition of human evaluators, or in the evaluation instructions.

7.1 Discussion

Spectral energy distance for TTS We studied the effect that switching from adversarial training to training with the spectral energy distance has on the resulting models. To minimize the sources

of variation we used a generator architecture similar to that of the GAN-TTS (see Section 5 and Appendix 4). Table 1 shows that in terms of the cFDSD scores models trained with the GED loss improve by $\approx 2\times$ on the previously published adversarial model, GAN-TTS, suggesting that they are better at capturing the underlying conditional waveform distributions. We verified that this improvement is not due to overfitting by re-training the models on a smaller dataset (38.6 hours) and re-computing these metrics on a larger validation set (5.8 hours). We note, however, that the improved cFDSD scores did not transfer to higher subjective speech quality. In fact GED-only samples achieve lower MOS than the adversarial baseline, and empirically we found that FDSD metrics are most informative when comparing different versions of the same architecture and training setup, but not across different models or training procedures.

In two ablation studies (see Appendix B and C) of the components of our spectral energy loss we confirmed that the GED’s repulsive term and the use of multiple scales in the spectral distance function are important for model performance. Moreover, a comparison between the results for GED and GED *no repulsive term* in Table 1 shows a significant decrease in MOS scores when the repulsive term is not present; and qualitatively, in the absence of the repulsive term, the generated speech sounds metallic. Since using spectrogram-based losses without the repulsive term is standard practice, we feel that comparison against this baseline is most informative in forecasting how useful the proposed techniques will be for the wider community.

Combining GED and adversarial training The GED loss provides a strong signal for learning the conditional (local) waveform distribution given the linguistic features, but unlike GANs it does not explicitly emphasize accurately capturing the marginal distribution of speech. Empirically, we find that our GED-trained models can sometimes generate audio that, while perfectly audible and closely matching the original speech in timing and intonation, might still sound somewhat robotic. This suggests that these models might still benefit from the addition of an adversarial loss that specifically emphasizes matching the marginal distribution of speech. To test this, we trained the GAN-TTS architecture with its *conditional* discriminators replaced by a single GED loss. The resulting model (GED + *unconditional* GAN in Table 1) improves on the GED-only model as well as on GAN-TTS, achieving the best-in-class MOS of 4.25 ± 0.06 .

Choice of network architectures Encouraged by the stable training of our models with GED, we explored alternative architectures for speech synthesis, like our iSTFT generator (see Section 5 and Appendix D.4) that generates the coefficients of a Fourier basis and uses them within the inverse STFT transform to produce the final waveform. We find (GED + iSTFT *generator* in Table 1) that this architecture achieves the best training and validation (c)FDSD scores of the models we tried. In addition, it trains the fastest of our models, reaching optimal cFDSD in as little as 10 thousand parameter updates, with the per-update running time being about half that of the GAN-TTS generator. Unfortunately, this model did not significantly improve upon our results with the simplified GAN-TTS generator in terms of MOS. We tried using the iSTFT architecture in combination with adversarial learning but did not manage to get it to train in a stable way. This supports our belief that the spectral energy distance proposed in this work has the potential to enable the use of a much wider class of network architectures in generative modeling applications, and the design of novel architectures meeting the needs of specific applications (e.g. on-device efficiency).

Train/test performance and overfitting Our models trained on the generalized energy distance are able to very quickly obtain good cFDSD scores after just 10 to 20 thousand parameter updates. When trained longer without any regularization, validation performance starts to deteriorate after that point. Unregularized, our models are able to produce samples on the training set that are very hard to distinguish from the data. We are actively working on developing new regularization techniques that more effectively translate this capacity into test set performance as measured by MOS.

8 Conclusion

We proposed a new generalized energy distance for training generative models of speech without requiring a closed form expression for the data likelihood. Our spectral energy distance is a proper scoring rule with respect to the distribution over spectrograms of the generated waveform audio. The distance can be calculated from minibatches without bias, and does not require adversarial learning, yielding a stable and consistent method for training implicit generative models. Empirical

results show that our proposed method is competitive with the state of the art in this model class, and improves on it when combined with adversarial learning.

Our proposed spectral energy distance is closely related to other recent work in audio synthesis [37, 38, 9, 6], in that it is based on calculating distances between spectrograms, but we believe it is the first to include a repulsive term between generated samples, and thus the first proper scoring rule of this type. We empirically verified that this is important for obtaining optimal generation quality in our case. Applying our scoring rule to the applications of these other works may offer similar benefits.

With the model and learning method we propose here, we take a step towards closing the performance gap between autoregressive and parallel generative models of speech. With further modeling effort and careful implementation, we hope that our method will be used to enable faster and higher quality generation of audio in live text-to-speech as well as other practical applications.

Broader impact

The primary contributions of this paper introduce methodological innovations that improve the automated generation of speech audio from text. Positive aspects of automated text to speech could include improved accessibility for blind and elderly people or others who have poor eyesight. TTS is a cornerstone of assistive technology and e.g. is already used in the classroom to aid children with developmental disorders with reading comprehension. Although it is not within the scope of this work, automated TTS could be re-purposed to mimic a specific individual towards benevolent goals (e.g. to comfort someone with the voice of a loved one) or nefarious goals (e.g. to fake someone’s voice without their permission).

Funding disclosure

This work was funded by Google. None of the authors had financial relationships with other entities relevant to this work.

Acknowledgments

We would like to thank Heiga Zen, Norman Casagrande and Sander Dieleman for their insightful comments, help with get acquainted with speech synthesis research and best practices, and for their aid with reproducing GAN-TTS results.

References

- [1] Dario Amodei, Sundaram Ananthanarayanan, Rishita Anubhai, Jingliang Bai, Eric Battenberg, Carl Case, Jared Casper, Bryan Catanzaro, Qiang Cheng, Guoliang Chen, et al. Deep Speech 2: End-to-end speech recognition in English and Mandarin. In *International conference on machine learning*, pages 173–182, 2016.
- [2] Martin Arjovsky, Soumith Chintala, and Léon Bottou. Wasserstein gan. *arXiv preprint arXiv:1701.07875*, 2017.
- [3] Mikołaj Bińkowski, Jeff Donahue, Sander Dieleman, Aidan Clark, Erich Elsen, Norman Casagrande, Luis C Cobo, and Karen Simonyan. High fidelity speech synthesis with adversarial networks. *arXiv preprint arXiv:1909.11646*, 2019.
- [4] Diane Bouchacourt, Pawan K Mudigonda, and Sebastian Nowozin. Disco nets: Dissimilarity coefficients networks. In *Advances in Neural Information Processing Systems*, pages 352–360, 2016.
- [5] Andrew Brock, Jeff Donahue, and Karen Simonyan. Large scale GAN training for high fidelity natural image synthesis. *arXiv preprint arXiv:1809.11096*, 2018.
- [6] Prafulla Dhariwal, Heewoo Jun, Christine Payne, Jong Wook Kim, Alec Radford, and Ilya Sutskever. Jukebox: A generative model for music. <https://cdn.openai.com/papers/jukebox.pdf>, 2020.

- [7] Laurent Dinh, Jascha Sohl-Dickstein, and Samy Bengio. Density estimation using Real NVP. *arXiv preprint arXiv:1605.08803*, 2016.
- [8] Gintare Karolina Dziugaite, Daniel M Roy, and Zoubin Ghahramani. Training generative neural networks via maximum mean discrepancy optimization. *arXiv preprint arXiv:1505.03906*, 2015.
- [9] Jesse Engel, Lamtharn Hantrakul, Chenjie Gu, and Adam Roberts. DDSF: Differentiable Digital Signal Processing. *arXiv preprint arXiv:2001.04643*, 2020.
- [10] Tilmann Gneiting and Adrian E Raftery. Strictly proper scoring rules, prediction, and estimation. *Journal of the American statistical Association*, 102(477):359–378, 2007.
- [11] Ian Goodfellow, Jean Pouget-Abadie, Mehdi Mirza, Bing Xu, David Warde-Farley, Sherjil Ozair, Aaron Courville, and Yoshua Bengio. Generative Adversarial Nets. In *Advances in neural information processing systems*, pages 2672–2680, 2014.
- [12] Arthur Gretton, Karsten M Borgwardt, Malte J Rasch, Bernhard Schölkopf, and Alexander Smola. A kernel two-sample test. *Journal of Machine Learning Research*, 13(Mar):723–773, 2012.
- [13] Kaiming He, Xiangyu Zhang, Shaoqing Ren, and Jian Sun. Deep residual learning for image recognition. In *Proceedings of the IEEE conference on computer vision and pattern recognition*, pages 770–778, 2016.
- [14] Martin Heusel, Hubert Ramsauer, Thomas Unterthiner, Bernhard Nessler, and Sepp Hochreiter. GANs trained by a two time-scale update rule converge to a local Nash equilibrium. In *Advances in neural information processing systems*, pages 6626–6637, 2017.
- [15] Nal Kalchbrenner, Erich Elsen, Karen Simonyan, Seb Noury, Norman Casagrande, Edward Lockhart, Florian Stimberg, Aaron van den Oord, Sander Dieleman, and Koray Kavukcuoglu. Efficient neural audio synthesis. *arXiv preprint arXiv:1802.08435*, 2018.
- [16] Sungwon Kim, Sang-gil Lee, Jongyoon Song, Jaehyeon Kim, and Sungroh Yoon. FloWaveNet: A generative flow for raw audio. *arXiv preprint arXiv:1811.02155*, 2018.
- [17] Diederik P Kingma and Jimmy Ba. Adam: A method for stochastic optimization. *arXiv preprint arXiv:1412.6980*, 2014.
- [18] Durk P Kingma and Prafulla Dhariwal. Glow: Generative flow with invertible 1x1 convolutions. In *Advances in Neural Information Processing Systems*, pages 10215–10224, 2018.
- [19] Durk P Kingma, Tim Salimans, Rafal Jozefowicz, Xi Chen, Ilya Sutskever, and Max Welling. Improved variational inference with Inverse Autoregressive Flow. In *Advances in neural information processing systems*, pages 4743–4751, 2016.
- [20] Brian ED Kingsbury, Nelson Morgan, and Steven Greenberg. Robust speech recognition using the modulation spectrogram. *Speech communication*, 25(1-3):117–132, 1998.
- [21] Oleksii Kuchaiev, Boris Ginsburg, Igor Gitman, Vitaly Lavrukhin, Carl Case, and Paulius Micikevicius. OpenSeq2Seq: extensible toolkit for distributed and mixed precision training of sequence-to-sequence models. In *Proceedings of Workshop for NLP Open Source Software (NLP-OSS)*, pages 41–46, 2018.
- [22] Kundan Kumar, Rithesh Kumar, Thibault de Boissiere, Lucas Gestein, Wei Zhen Teoh, Jose Sotelo, Alexandre de Brébisson, Yoshua Bengio, and Aaron C Courville. MelGAN: Generative adversarial networks for conditional waveform synthesis. In *Advances in Neural Information Processing Systems*, pages 14881–14892, 2019.
- [23] Yujia Li, Kevin Swersky, and Rich Zemel. Generative moment matching networks. In *International Conference on Machine Learning*, pages 1718–1727, 2015.
- [24] Jae Hyun Lim and Jong Chul Ye. Geometric GAN. *arXiv preprint arXiv:1705.02894*, 2017.

- [25] Takeru Miyato, Toshiki Kataoka, Masanori Koyama, and Yuichi Yoshida. Spectral normalization for generative adversarial networks. *arXiv preprint arXiv:1802.05957*, 2018.
- [26] Ashutosh Pandey and DeLiang Wang. A new framework for CNN-based speech enhancement in the time domain. *IEEE/ACM Transactions on Audio, Speech, and Language Processing*, 27(7):1179–1188, 2019.
- [27] Wei Ping, Kainan Peng, and Jitong Chen. ClariNet: Parallel wave generation in end-to-end Text-to-Speech. *arXiv preprint arXiv:1807.07281*, 2018.
- [28] Wei Ping, Kainan Peng, Kexin Zhao, and Zhao Song. WaveFlow: A compact flow-based model for raw audio. *arXiv preprint arXiv:1912.01219*, 2019.
- [29] Ryan Prenger, Rafael Valle, and Bryan Catanzaro. WaveGlow: A flow-based generative network for speech synthesis. In *ICASSP 2019-2019 IEEE International Conference on Acoustics, Speech and Signal Processing (ICASSP)*, pages 3617–3621. IEEE, 2019.
- [30] Tim Salimans, Dimitris Metaxas, Han Zhang, and Alec Radford. Improving GANs using optimal transport. In *6th International Conference on Learning Representations, ICLR 2018*, 2018.
- [31] Andrew M Saxe, James L McClelland, and Surya Ganguli. Exact solutions to the nonlinear dynamics of learning in deep linear neural networks. *arXiv preprint arXiv:1312.6120*, 2013.
- [32] Dino Sejdinovic, Bharath Sriperumbudur, Arthur Gretton, and Kenji Fukumizu. Equivalence of distance-based and RKHS-based statistics in hypothesis testing. *The Annals of Statistics*, pages 2263–2291, 2013.
- [33] Cencheng Shen and Joshua T Vogelstein. The exact equivalence of distance and kernel methods for hypothesis testing. *arXiv preprint arXiv:1806.05514*, 2018.
- [34] Christian Szegedy, Vincent Vanhoucke, Sergey Ioffe, Jon Shlens, and Zbigniew Wojna. Rethinking the Inception architecture for computer vision. In *Proceedings of the IEEE conference on computer vision and pattern recognition*, pages 2818–2826, 2016.
- [35] Aaron van den Oord, Sander Dieleman, Heiga Zen, Karen Simonyan, Oriol Vinyals, Alex Graves, Nal Kalchbrenner, Andrew Senior, and Koray Kavukcuoglu. WaveNet: A generative model for raw audio. *arXiv preprint arXiv:1609.03499*, 2016.
- [36] Aaron van den Oord, Yazhe Li, Igor Babuschkin, Karen Simonyan, Oriol Vinyals, Koray Kavukcuoglu, George van den Driessche, Edward Lockhart, Luis C Cobo, Florian Stimberg, et al. Parallel WaveNet: Fast high-fidelity speech synthesis. *arXiv preprint arXiv:1711.10433*, 2017.
- [37] Xin Wang, Shinji Takaki, and Junichi Yamagishi. Neural source-filter-based waveform model for statistical parametric speech synthesis. In *ICASSP 2019-2019 IEEE International Conference on Acoustics, Speech and Signal Processing (ICASSP)*, pages 5916–5920. IEEE, 2019.
- [38] Ryuichi Yamamoto, Eunwoo Song, and Jae-Min Kim. Parallel WaveGAN: A fast waveform generation model based on generative adversarial networks with multi-resolution spectrogram. In *ICASSP 2020-2020 IEEE International Conference on Acoustics, Speech and Signal Processing (ICASSP)*, pages 6199–6203. IEEE, 2020.
- [39] Heiga Zen, Keiichi Tokuda, and Alan W Black. Statistical parametric speech synthesis. *Speech communication*, 51(11):1039–1064, 2009.

Appendix A A proper scoring rule for speech synthesis

A loss function or *scoring rule* $L(q, \mathbf{x})$ measures how well a model distribution q fits data \mathbf{x} drawn from a distribution p . Such a scoring rule is called *proper* if its expectation is minimized when $q = p$. If the minimum is also unique, the scoring rule is called *strictly proper*. In the large data limit, a strictly proper scoring rule can uniquely identify the distribution p , which means that it can be used as the basis of a statistically consistent learning method.

In Section 4 we propose learning implicit generative models of speech by minimizing the *generalized energy score* [10] given by

$$L_{\text{GED}}(q, \mathbf{x}_i) = \mathbb{E}_{\mathbf{y}_i, \mathbf{y}'_i \sim q} 2d(\mathbf{x}_i, \mathbf{y}_i) - d(\mathbf{y}_i, \mathbf{y}'_i), \quad (10)$$

where d is a distance function over training examples \mathbf{x}_i and generated samples $\mathbf{y}_i, \mathbf{y}'_i$, both of which can be conditioned on a set of features \mathbf{c}_i .

In choosing $d(\cdot)$, we follow the analysis of Gneiting and Raftery [10, Theorem 5.1, Example 5.7], who study the family of distance functions of the form $d(\mathbf{x}_i, \mathbf{x}_j) = \|\mathbf{x}_i - \mathbf{x}_j\|_{\alpha}^{\beta}$ and prove that this choice makes (10) a proper scoring rule for learning $p(\mathbf{x})$ if $\alpha \in (0, 2]$ and $\beta \in (0, \alpha]$. This includes the special cases of L1 and L2 distance, the latter of which they show leads to a *strictly proper* scoring rule.

Given the restrictions set out by this analysis, and building on the domain-specific work of Engel et al. [9], we arrived at the following multi-scale spectrogram loss as our choice for d :

$$d(\mathbf{x}_i, \mathbf{x}_j) = \sum_{k \in [2^6, \dots, 2^{11}]} \sum_t \|\mathbf{s}_t^k(\mathbf{x}_i) - \mathbf{s}_t^k(\mathbf{x}_j)\|_1 + \alpha_k \|\log \mathbf{s}_t^k(\mathbf{x}_i) - \log \mathbf{s}_t^k(\mathbf{x}_j)\|_2, \quad (11)$$

where we sum over a geometrically-spaced sequence of STFT window-lengths between 64 and 2048, and where $\mathbf{s}_t^k(\mathbf{x}_i)$ denotes the t -th timeslice of the spectrogram of \mathbf{x}_i with window-length k .

Rather than having a single scoring rule (10) combined with a multi-scale distance $d(\cdot)$, we can equivalently rewrite our loss function as a sum over multiple scoring rules, each having a more simple distance function:

$$\begin{aligned} L_{\text{GED}}(q, \mathbf{x}_i) &= \sum_{k \in [2^6, \dots, 2^{11}]} \sum_t L_1^{k,t}(q, \mathbf{x}_i) + \alpha_k L_2^{k,t}(q, \mathbf{x}_i) & (12) \\ L_1^{k,t}(q, \mathbf{x}_i) &= \mathbb{E}_{\mathbf{y}_i, \mathbf{y}'_i \sim q} 2\|\mathbf{s}_t^k(\mathbf{x}_i) - \mathbf{s}_t^k(\mathbf{y}_i)\|_1 - \|\mathbf{s}_t^k(\mathbf{y}_i) - \mathbf{s}_t^k(\mathbf{y}'_i)\|_1 \\ L_2^{k,t}(q, \mathbf{x}_i) &= \mathbb{E}_{\mathbf{y}_i, \mathbf{y}'_i \sim q} 2\|\log \mathbf{s}_t^k(\mathbf{x}_i) - \log \mathbf{s}_t^k(\mathbf{y}_i)\|_2 - \|\log \mathbf{s}_t^k(\mathbf{y}_i) - \log \mathbf{s}_t^k(\mathbf{y}'_i)\|_2. \end{aligned}$$

Here, each of the individual $L_1^{k,t}(q, \mathbf{x}_i)$ and $L_2^{k,t}(q, \mathbf{x}_i)$ terms is a proper scoring rule since it uses a L1 or L2 distance with respect to (the log of) the spectrogram slice $\mathbf{s}_t^k(\mathbf{x}_i)$. Furthermore, the sum of multiple proper scoring rules is itself a proper scoring rule, and it is strictly proper as long as at least one of the elements in the sum is strictly proper. This means that our combined loss $L_{\text{GED}}(q, \mathbf{x}_i)$ is indeed a strictly proper scoring rule with respect to $p(\mathbf{s}_t^k)$. It follows that it is also a proper scoring rule for $p(\mathbf{x} | \mathbf{c})$, but not necessarily a strictly proper one, since \mathbf{x} may have long-range dependencies that cannot be identified from single spectrogram slices \mathbf{s}_t^k . We also experimented with adding such longer range terms to our training loss but found no additional empirical benefit.

We experimented with various weights α_k for the L2 term in (11), and found $\alpha_k = \sqrt{k/2}$ to work well. This choice approximately equalizes the influence of all the different L1 and L2 terms on the gradient with respect to our generator parameters θ . Dropping the L2 terms by setting $\alpha_k = 0$ only gave us slightly worse results, and could be used as a simpler alternative.

For the calculation of the spectrograms $\mathbf{s}^k(\mathbf{x}_i)$ we obtained slightly better sounding results when mapping raw STFT outputs to the *mel*-frequency-scale, but with slightly worse results in terms of cFDS. All reported results are with mel-scale spectrograms.

Appendix B Ablation study on the spectral energy distance

We carried out an ablation study, in which we systematically varied aspects of the spectral energy distance proposed in Section 4 while using the architecture described in Section 5. The results of

these ablations are presented in Table 2. We note that at a high level we observe that any deviation from the proposed spectral energy distance leads to higher (worse) values of the validation (c)FSD metrics, and discuss specific ablation experiments below.

Compared to the Baseline GED model, the same model *without* the repulsive term (“Generalised energy distance: disabled” in Table 2) not only gets worse FSD scores, but also significantly reduces quality of the synthesized speech (see Section 7), suggesting that this part of the loss is crucial for the models ability to accurately capture the underlying conditional waveform distributions.

We compute spectrograms using an overcomplete basis of sinusoids. An exploration of the effect of this oversampling (“DCT / DST overcompleteness” in Table 2) shows that the FSD metric values stops improving beyond the use of an $8\times$ overcomplete basis. Another benefit of an overcomplete basis that is not captured by Table 2 is faster convergence of models with a more overcomplete basis; but this improvement too tapered off once the basis was at least $8\times$ overcomplete.

Finally, we explored the importance of using a multiple spectrogram scales in the GED loss (“Window sizes” in Table 2) by training models that each used only a single window size k for its spectrograms. Our results show that individually all of the constituent window sizes yield worse results than when they are combined in a single loss, suggesting that use of multiple spectrogram scales is an important aspect of the proposed spectral energy distance.

Table 2: Validation FSD metric values for experiments comparing the proposed model and its variants. The ablation experiments only ran for 200×10^3 training steps and not until convergence.

STUDY	VARIANT	VALID FSD	VALID cFSD
Baseline GED		0.163	0.040
Generalized energy distance	disabled	0.170	0.047
DCT / DST overcompleteness	1x	0.165	0.042
	2x	0.165	0.041
	4x	0.168	0.041
	16x	0.163	0.041
Window sizes	64	0.195	0.087
	128	0.168	0.046
	256	0.166	0.043
	512	0.174	0.048
	1024	0.182	0.064
	2048	0.202	0.093

Appendix C Ablation study combining GED and GANs

On the suggestion of the reviewers we performed an additional ablation study to more carefully examine the interaction of an adversarial loss with our proposed GED loss. Table 3 shows cFSD and MOS results for all combinations of 1) using a repulsive term or not, 2) using a multi-scale or single-scale spectrogram loss, and 3) using an unconditional GAN loss or not. These experiments ran for the full 10^6 training steps, and include MOS scores as well as cFSD scores, making them complimentary to the ablation study shown in Table 2.

The results in Table 3 confirm that including the repulsive term in the spectral energy distance always improves over the naive spectrogram loss in terms of MOS. Furthermore, we find that adding the adversarial loss is generally helpful, and that the multi-scale loss outperforms the single-scale loss.

Finally, we also ran an experiment combining our GED loss with GAN-TTS, with the conditional discriminators of GAN-TTS included. This experiment can be compared against the results in the main paper that only include *unconditional* discriminators when combining GED and GAN. As Table 4 shows, the combination of full GAN-TTS and GED performs about equally well as our proposed combination of GED and unconditional GAN. Both outperform the baseline of GAN-TTS without GED loss.

Table 3: Results for all combinations of (1) repulsive term (**r**) yes/no, (2) multi-scale (**m**) or single window size (256/512) or no spectrogram loss, (3) unconditional GAN loss (**G**) yes/no. Note that these ablations sampled the cFDS validation set uniformly, where we used length-weighted sampling for the main paper and Table 4 below.

model→	r+m+G	r+m	r+256+G	r+512+G	r+256	r+512
cFDS→	0.033	0.033	0.344	0.063	0.035	0.034
MOS→	4.25 ± 0.06	4.06 ± 0.06	3.67 ± 0.07	3.96 ± 0.059	3.44 ± 0.07	2.89 ± 0.09
model→	m+G	m	256+G	512+G	256	512
cFDS→	0.039	0.039	0.200	0.047	0.040	0.038
MOS→	4.12 ± 0.06	3.00 ± 0.07	2.86 ± 0.07	3.82 ± 0.06	2.33 ± 0.06	2.48 ± 0.06

Table 4: Results for combining our proposed GED loss with full GAN-TTS, including the conditional discriminators, and comparing against GED + unconditional GAN, and GAN-TTS.

model→	GED + full GAN-TTS	GED + uncond. GAN	GAN-TTS only
cFDS→	0.041	0.040	0.077
MOS→	4.24 ± 0.05	4.25 ± 0.06	4.16 ± 0.06

Appendix D Training and architecture details

D.1 Spectral distance

In practice, when computing the STFT spectrograms necessary for the spectral GED loss (9), we found that the training was more stable when spectrograms s_i^k and s_j^k were computed with Hann windowing, 50% overlap and using an *overcomplete* Fourier basis. This is equivalent to transforming the windows of length k using the Discrete Cosine and Discrete Sine (DCT and DST) with basis functions $\cos(\frac{2\pi}{k} \cdot \frac{i}{m})$ and $\sin(\frac{2\pi}{k} \cdot \frac{i}{m})$ to obtain the real and imaginary parts of the STFT, where m is an integer oversampling multiplier and $i = 0, \dots, \frac{mk}{2} + 1$. For $m = 1$ this is equivalent to the standard Fourier transform, and we used $m = 8$ in our experiments. Importantly, we observed that using an $\times 8$ overcomplete basis did not significantly slow down training on modern deep learning hardware.

D.2 Training details

Unless otherwise specified, all models were trained with the same hyper-parameters (see Table 5) on Cloud TPUs v3 with 128-way data parallelism and cross-replica Batch Normalization. Furthermore, unless otherwise specified, no additional regularization was used, i.e. the spectral energy distance was minimized directly. A single experiment took between 2 and 4 days to complete 10^6 training steps.

GED + *unconditional* GAN used GAN-TTS hyper-parameters from Table 6, but with the generator learning rate set to 1×10^{-4} . The weight of the GED loss was set to 3.

GED + *iSTFT generator* used the Adamax [17] optimizer with $\beta_1 = 0.9$, $\beta_2 = 0.9999$, learning rate 10^{-3} with a linear warmup over 12000 steps, EMA decay rate of 0.99998 and early stopping to avoid overfitting.

D.3 Simplified GAN-TTS generator

To convincingly demonstrate the usefulness of the generalized energy distance for learning implicit generative models of speech, we sought to compare it to GAN-TTS, a state-of-the-art adversarial TTS model. To this end in our core experiments we used an architecture that is nearly identical to that of the GAN-TTS generator, but is further simplified as described in Section 5 and as depicted in Figure 3.

Table 5: Default hyper-parameters.

HYPER-PARAMETER	VALUE
Optimizer	Adam [17]
Adam β_1	0.9
Adam β_2	0.999
Adam ϵ	10^{-8}
Learning rate	3×10^{-4}
Learning rate schedule	Linear warmup over 6000 steps
Initialization: shortcut convolutions	Zeros
Initialization: conditional Batch Normalization	Zeros
Initialization: rest	Orthogonal [31]
EMA decay rate	0.9999
Batch Normalization ϵ	10^{-4}
Batch size	1024
Training steps	10^6

D.4 Inverse STFT generator

Our inverse STFT generator takes in linguistic features \mathbf{c} at a frequency of 1 feature vector per 120 timesteps (a *chunk*). A 1D convolution with kernel size 1 is used to project the features to a 2048 dimensional vector per chunk, which is then fed into a stack of 12 *bottleneck* ResNet blocks [13].

Each of the ResNet blocks consists of a kernel size 1 convolution to 512 channels, 2 convolutions of kernel size 5 at 512 channels, followed by projection to 2048 channels again. In-between the convolutions we use conditional batch normalization as also used in GAN-TTS and as described in Section E.

Finally we project down to 240 dimensions per chunk. Of these dimensions, one is used to exponentially scale the remaining 239 features. These remaining features are then interpreted as the non-redundant elements of an STFT with window size 240 and frame step 120, and are projected to the waveform space using a linear inverse STFT transformation. The model stack is visualized in Figure 5.

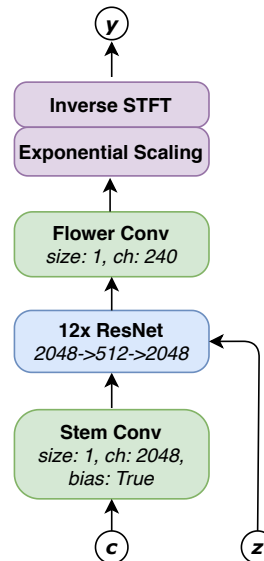


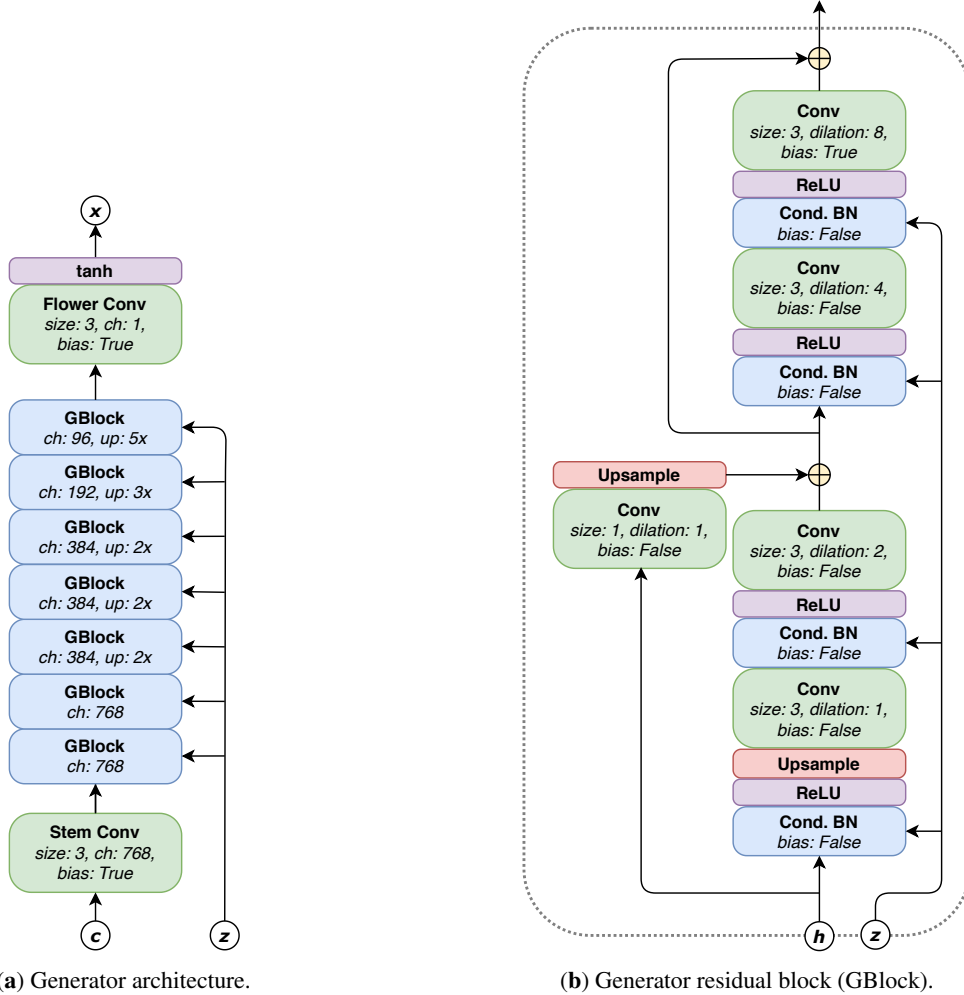
Figure 5: iSTFT model.

Appendix E GAN-TTS baseline

We re-implemented the GAN-TTS model from Bińkowski et al. [3] for use as a baseline in our experiments. While attempting to reproduce the original implementation as closely as possible by following the description provided in [3], we observed that our implementation of the model (i) would not match the reported FSDS scores (reaching an cFSDS of ≈ 2.5 instead of the reported 0.06); and (ii) would diverge during training. To alleviate these discrepancies, we found it necessary to deviate from the architecture and training procedure described in Bińkowski et al. [3] in several ways detailed below. Our modified implementation reaches cFSDS of 0.056 and trains stably.

No μ -transform. We found that the use of a μ -transform with 16-bit encoding ($\mu = 2^{16} - 1$) was the single largest factor responsible for low-quality samples in our initial implementation of GAN-TTS. With the μ -transform enabled (i.e. generating and discriminating transformed audio), our GAN-TTS baseline converged very slowly and would only reach cFSDS of ≈ 2.5 (see Figure 6). Disabling the μ -transform was necessary for reaching competitive sample quality (0.056 cFSDS and 4.16 MOS). We also observed that the use of μ -transform made training more unstable.

Generator architecture. We re-used most of the original generator architecture described in Bińkowski et al. [3], but empirically found that (i) adding a batch normalization followed by a



(a) Generator architecture. (b) Generator residual block (GBlock).
 Figure 3: The proposed generative model (a) resembles the GAN-TTS generator and consists of 7 GBlocks (b) that use convolutional layers of increasing dilation rates, nearest-neighbour upsampling and conditional Batch Normalization. The number of channels is changed only in the block’s first and shortcut convolutions; and the latter is only present if the block reduces the number of channels. The residual blocks follow the same upsampling pattern as GAN-TTS.

non-linearity before the flower convolution; and (ii) switching from a kernel size 3 to a kernel size 1 convolution; both led to more stable training with default settings. Addition of the former is inspired by the BigGAN architecture [5] that GAN-TTS is based on; and the latter relies on an interpretation of the first convolution as an embedding layer for the sparse conditioning linguistic features. These differences are reflected in the generator architecture in Figure 4a.

Discriminator architecture. Empirically we found that it was necessary to introduce more changes to the discriminator architecture. Specifically, the following alterations were made (see also Figure 4b and Figure 4c):

- The mean-pooling along time and channel axes of the output of the final DBlock was replaced by a non-linearity, followed by sum-pooling along the time axis and a dense linear projection to obtain a scalar output. Like the addition of batch normalization and non-linearity before the generator output, this change is inspired by the BigGAN architecture.
- Instead of a single random slice of the input waveforms, each discriminator sampled *two* random slices $(\mathbf{x}_1, \mathbf{c}_1)$ and $(\mathbf{x}_2, \mathbf{c}_2)$, and produced independent outputs d_1 and d_2 for each of them. These outputs were later averaged to produce discriminators final output d .

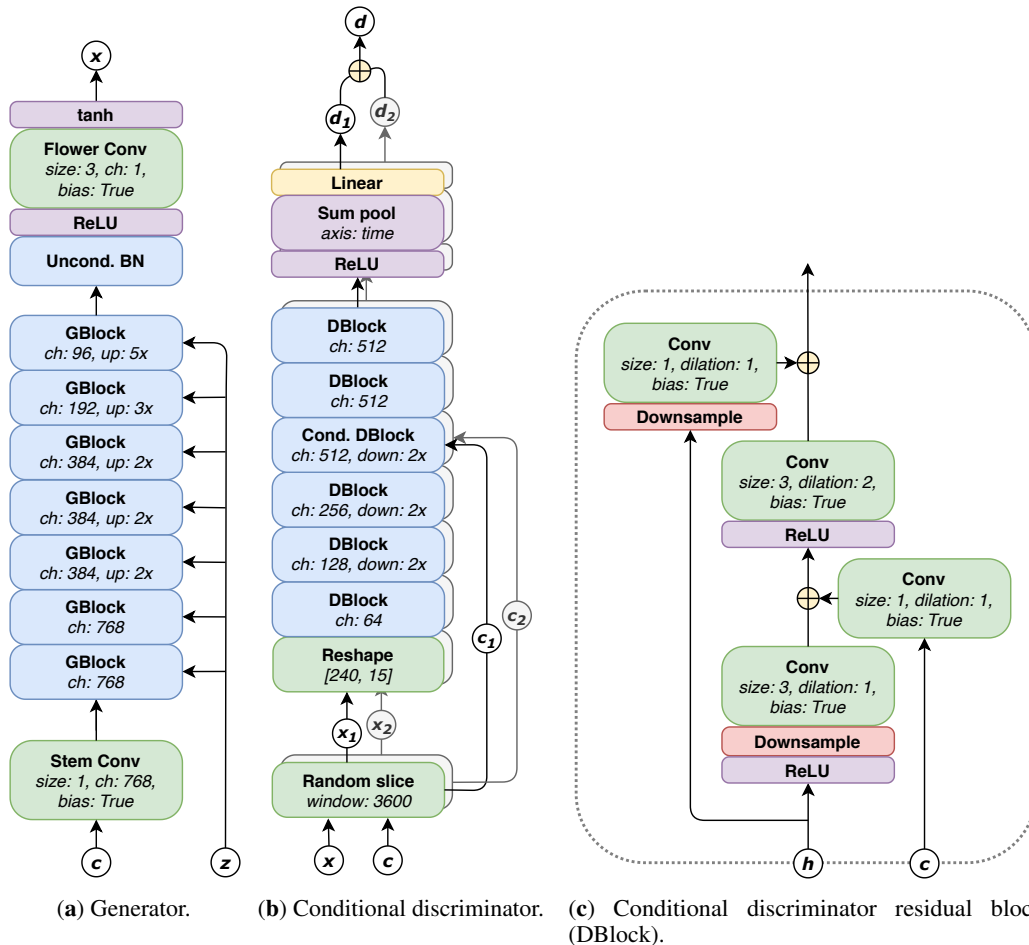


Figure 4: Architectures used in our implementation of GAN-TTS. Generator (a) makes use of a smaller kernel size 1 convolution in the stem embedding linguistic features c and GBlocks identical to those in Figure 3. Discriminator (b) replaces mean-pooling with an additional non-linearity, sum-pooling and a final projection layer to obtain the scalars $d_{1,2}$ for each of the two random slices it samples. The random slice block takes aligned random crops (same for every example in the minibatch) $x_{1,2}$ and $c_{1,2}$ of the waveform x and conditioning features c , and the outputs for each of the two slices are averaged to obtain the final output $d = \frac{1}{2}(d_1 + d_2)$. Example architecture is shown for a conditional discriminator with window size 3600, but the same changes are applied to other window sizes and unconditional discriminators. The modified (conditional) DBlock (c) re-orders the first non-linearity and downsampling blocks.

- Inspired by the open source implementation of BigGAN¹, the structure of the first DBlock of each discriminator was altered to not include the first non-linearity. The architecture was surprisingly sensitive to this detail.
- Finally, the structure of the DBlocks was modified by (i) switching the order of the downsampling and non-linearity operations; and (ii) by reducing the dilation of the second convolution to 1 when the time dimension of the block is less or equal to 16.

Hyper-parameters. We recap all hyper-parameters used in our re-implementation of GAN-TTS in Table 6. As in the original publication, the GAN-TTS baseline was trained on a Cloud TPUs v3 with 128-way data parallelism and cross-replica Batch Normalization; training a single model took approximately 48 hours.

Training curves for our implementation of GAN-TTS, and how they compare to a similar (simplified) generator trained with the GED loss is shown in Figure 6.

¹See <https://github.com/ajbrock/BigGAN-PyTorch>

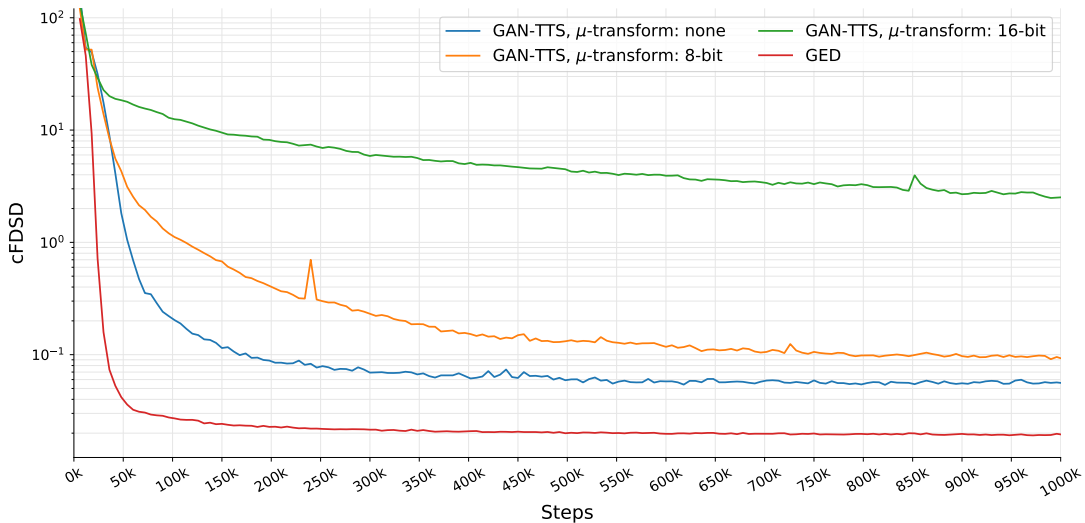


Figure 6: GAN-TTS baseline (**our implementation**) with and without μ -transform; and GED convergence speed and training stability.

Table 6: Hyper-parameters used in our implementation of the GAN-TTS baseline.

HYPER-PARAMETER	VALUE
Optimizer	Adam [17]
Adam β_1	0
Adam β_2	0.999
Adam ϵ	10^{-6}
Generator learning rate	5×10^{-5}
Discriminator learning rate	10^{-4}
Learning rate schedule	Linear warmup over 6000 steps
Loss	Hinge [24]
Initialization	Orthogonal [31]
Generator EMA decay rate	0.9999
Batch Normalization ϵ	10^{-4}
Batch Normalization momentum	0.99
Spectral Normalization ϵ	10^{-4}
Batch size	1024
Training steps	10^6

E.1 Fréchet Deep Speech Distances

At the time of writing no open source implementation of the Fréchet Deep Speech Distance (FSD) metrics [3] was available. We thus resorted to re-implementing these metrics based on the information provided in the original publication. While striving to reproduce the original implementation as closely as possible, we deviated from it in at least two aspects, as discussed below.

Following the notation of Bińkowski et al. [3], let $\mathbf{a} \in \mathbb{R}^{48000}$ be a vector representing two seconds of (synthesized) waveform at 24 kHz; $\text{DS}(\mathbf{a}) \in \mathbb{R}^{1600}$ be the sought representation that will be used for computing the (conditional) FSD; and $f_{k\omega} : \mathbb{R}^{k\omega} \mapsto \mathbb{R}^{\lceil \frac{k}{2} \rceil \times 1600}$ be a function that takes (a part of) the waveform \mathbf{a} and passes it through the pre-trained Deep Speech 2 (DS2) network [1, 21] to obtain the necessary activations. The representation $\text{DS}(\mathbf{a})$ used for computing the Fréchet distance is then obtained by averaging the outputs of f across time.

1. Equation (4) in Appendix B.1 of Bińkowski et al. [3] implies that the necessary activations were obtained *independently* for windows of the waveform \mathbf{a} with window size $\omega = 480$ and step $\frac{\omega}{2} = 240$ (20ms and 10ms at 24kHz respectively), resulting 199 activation vectors

of size 1600 each, which were then averaged to obtain the representation $DS(\mathbf{a})$. Doing so would not make any use of the DS2 bi-directional GRU layers, as their inputs would have time dimensionality of 1 - a single frame of the STFT with frame length ω and step $\frac{\omega}{2}$. So instead we used the entire audio fragment \mathbf{a} (200 STFT frames) at once to obtain activations $f_{48000}(\mathbf{a}) \in \mathbb{R}^{100 \times 1600}$ that were averaged along the time axis to obtain $DS(\mathbf{a})$.

2. Bińkowski et al. [3] proposed using activations from the node labeled `ForwardPass/ds2_encoder/Reshape_2` in the graph of a pre-trained DS2 network to obtain activations $f_{k\omega}$. This graph node belongs to the training pass of the model, and uses 6 layers with 0.5 dropout probability (one after each of the 5 GRU layers, and then again after the last fully-connected layer of the encoder network), resulting very sparse activations. To make better use of the learned representations, we instead used the graph node labeled `ForwardPass_1/ds2_encoder/Reshape_2`, which implements the test time behaviour of the same network and produces dense activations.

The rest of the implementation followed Bińkowski et al. [3]. Namely, FDS were estimated using 10000 samples from the *training* data, matching the conditioning signals between the two sets in the case of conditional FDS (cFDS).

We tested our implementation by computing the FDS for natural speech - the only quantity from Bińkowski et al. [3] that can be reproduced without access to a trained generator, and found that despite the implementation differences it agrees surprisingly well with the previously reported number (ours: 0.143 vs. Bińkowski et al. [3]: 0.161). We also considered implementations of the FDS that did not deviate from the original description (i.e. using dropout and/or obtaining activations for each window independently), but found that they had worse agreement with the previously reported natural speech FDS.

Without access to the original implementation it is impossible to tell whether there are other differences between the two FDS implementations, or whether the described differences are actually there - the two implementations agree unexpectedly well on natural speech FDS despite significant discrepancies in how they extract representations from the pre-trained model.

We hope that the difficulties we faced reproducing these results will prompt the research community to open-source evaluation metrics early on, even in cases when the models themselves cannot be made publicly available. We provide our implementation of FDS in our github repository at https://github.com/google-research/google-research/tree/master/ged_tts.

Appendix F Mean Opinion Scores

Each evaluator, a native North American English speaker paid to perform the task was asked to rate the subjective naturalness of a sentence on a 1-5 (Bad-Excellent) Likert scale. Mean Opinion Scores (MOS) were obtained by summarizing as mean and standard deviation the 1000 audio sample ratings produced by at least 80 different human evaluators per test. The resulting scores are comparable between the models trained in this work, but may not be directly comparable with previous work due to differences in composition of human evaluators and the evaluation instructions given to them.

Appendix G Linguistic features

As in [3, 15, 35, 36], synthesized speech was conditioned on local linguistic features and pitch information *predicted* from text using separate models; and ground truth linguistic features and pitch were used during training.