

The LPM effect in sequential bremsstrahlung: nearly complete results for QCD

Peter Arnold,¹ Tyler Gorda*,¹ and Shahin Iqbal^{†2}

¹*Department of Physics, University of Virginia,
Charlottesville, Virginia 22904-4714, USA*

²*Institute of Particle Physics,
Central China Normal University, Wuhan, 430079, China*

(Dated: April 27, 2022)

Abstract

The splitting processes of bremsstrahlung and pair production in a medium are coherent over large distances in the very high energy limit, which leads to a suppression known as the Landau-Pomeranchuk-Migdal (LPM) effect. We continue study of the case when the coherence lengths of two consecutive splitting processes overlap (which is important for understanding corrections to standard treatments of the LPM effect in QCD), avoiding soft-emission approximations. Previous work has computed overlap effects for double splitting $g \rightarrow gg \rightarrow ggg$. To make use of those results, one also needs calculations of related virtual loop corrections to single splitting $g \rightarrow gg$ in order to cancel severe (power-law) infrared (IR) divergences. This paper provides calculations of nearly all such processes involving gluons and discusses how to organize the results to demonstrate the cancellation. In the soft emission limit, our results reproduce the known double-log behavior of earlier authors who worked in leading-log approximation. We also present a first (albeit numerical and not yet analytic) investigation of sub-leading, single IR logarithms. Ultraviolet divergences appearing in our calculations correctly renormalize the coupling α_s in the usual LPM result for leading-order $g \rightarrow gg$.

* Current address: Technische Universität Darmstadt, Department of Physics, 64289 Darmstadt, Germany

† This work was completed while Shahin Iqbal was on leave from the National Centre for Physics, Quaid-i-Azam University Campus, Islamabad, Pakistan.

Contents

I. Introduction	4
A. The diagrams we compute	5
B. Infrared Divergences	8
C. Outline	11
II. Method for computing diagrams	12
A. Symmetry Factor Conventions	12
B. Relating virtual diagrams to previous work	12
C. UV divergences, renormalization, and running of α_s	15
1. UV and IR regulators	16
2. Results for UV (including mixed UV-IR) divergences	17
3. Renormalization	20
4. Organization of Renormalized Results	21
III. IR divergences in Energy Loss Calculations	23
A. General shower evolution	23
1. Basic Evolution Equation	24
2. $x \rightarrow 0$ or 1 divergences at leading order	25
3. $y \rightarrow 0$ divergences at NLO	26
4. $x \rightarrow 0$ or 1 divergences at NLO	29
B. Absorbing double logs into \hat{q} and comparison with known results	29
1. Double-log correction for $[d\Gamma/dx]_{\text{net}}$	30
2. Physics scales: What if you wanted to take δ more seriously?	32
3. Double-log correction for shower evolution equation	32
C. Why not talk about dE/dL ?	33
D. Similar power-law IR cancellations	34
IV. IR single logarithms	35
A. Numerics	35
B. Educated guess for form of $\bar{s}(x)$	36
C. How well does the educated guess work?	38
V. Theorist Error	39
VI. Conclusion	40
<i>Note added</i>	41
Acknowledgments	41
A. Summary of Rate Formulas	41
1. Leading-order splitting rate	41
a. $d=2$ transverse spatial dimensions	41
b. $d=2-\epsilon$ transverse spatial dimensions	42
c. $\overline{\text{LO}}$ rate	42
2. $g \rightarrow ggg$ rate	43
a. Crossed Diagrams	43

b. 4-particle frequencies and normal modes	45
c. Sequential Diagrams	46
3. NLO $g \rightarrow gg$ rate	48
a. Crossed Virtual Diagrams	49
b. Sequential Virtual Diagrams	50
c. $2 \operatorname{Re}(xy\bar{y}\bar{x})$	50
d. $2 \operatorname{Re}(x\bar{y}\bar{y}\bar{x})$	51
B. More details on some formulas	52
C. (α, β, γ) in $d=2-\epsilon$ dimensions	54
D. Details on transforming previous work to NLO $g \rightarrow gg$ diagrams	57
1. Prelude: $g \rightarrow ggg$ Crossed Diagrams	57
2. Crossed Virtual Diagrams	59
a. $(\Delta t < a)[1]$ terms	59
b. $(\Delta t < a)[2]$ terms	60
c. $\mathcal{D}_2(\Delta t)$	61
d. $F_2(\Delta t)$	62
3. Sequential Virtual Diagrams	62
4. $2 \operatorname{Re}(xy\bar{y}\bar{x})$	64
5. $2 \operatorname{Re}(x\bar{y}\bar{y}\bar{x})$	66
E. Power-law IR divergences diagram by diagram	67
1. Individual Results	67
2. Assembling $y \rightarrow 0$ limit of $v(x, y) + \frac{1}{2}r(x, y)$	69
3. The diagrams responsible for double logs in earlier papers	70
4. Derivation of $D(\xi)$	71
a. Spurious y^{-2} divergence of $2 \operatorname{Re}(xy\bar{y}\bar{x})$	72
b. The surviving $y^{-3/2}$ divergence	73
5. Derivation of $G(\xi)$	74
a. Spurious $x^{-5/2}$ divergence of $2 \operatorname{Re}(xy\bar{y}\bar{x})$	75
b. The surviving $x^{-3/2}$ divergence	75
F. Power-law IR cancellations in stopping distance formulas	79
References	80

I. INTRODUCTION

When passing through matter, high energy particles lose energy by showering, via the splitting processes of hard bremsstrahlung and pair production. At very high energy, the quantum mechanical duration of each splitting process, known as the formation time, exceeds the mean free time for collisions with the medium, leading to a significant reduction in the splitting rate known as the Landau-Pomeranchuk-Migdal (LPM) effect [1, 2].¹ A long-standing problem in field theory has been to understand how to implement this effect in cases where the formation times of two consecutive splittings overlap. The goal of this paper is to (i) present nearly complete results for the case of two overlapping gluon splittings (e.g. $g \rightarrow gg \rightarrow ggg$) and (ii) confirm that earlier leading-log results for these effects [7–9] are reproduced by our more-complete results in the appropriate soft limit. As a necessary step, we discuss how to combine the effects of overlapping real double splitting ($g \rightarrow gg \rightarrow ggg$) with corresponding virtual corrections to single splitting (e.g. $g \rightarrow gg^* \rightarrow ggg^* \rightarrow gg$) to cancel spurious infrared (IR) divergences. In our analysis of virtual corrections, we will also verify that we reproduce the correct ultraviolet (UV) renormalization and running of the QCD coupling α_s associated with the high-energy vertex for single splitting.

In this paper, we will present the formulas for the building blocks just discussed, but we leave application of those formulas to later work. In particular, one of the ultimate motivations [10] of our study is to eventually investigate whether the size of overlap effects is small enough to justify a picture of parton showers, inside a quark-gluon plasma, as composed of individual high-energy partons; or whether the splitting of high-energy partons is so strongly-coupled that high-energy partons lose their individual identity, similar to gauge-gravity duality studies [11–14] of energy loss. But, as will be discussed in our conclusion, further work will be needed to answer that question.

As a technical matter, our calculations are organized [15] using Light-Cone Perturbation Theory (LCPT) [16–18].² As we will explain below, the “nearly” in our claim of “nearly complete results” refers to the fact that we have not yet calculated, for QCD, contributions from diagrams that involve “instantaneous” interactions in Light-Cone Perturbation Theory. The effects of such diagrams have been numerically small in earlier studies of overlap effects in QED [15], and they do not contribute to our check that our results agree with earlier leading-log calculations. For these reasons, and because analysis of the non-instantaneous diagrams is already complicated, we leave the calculation of instantaneous diagrams for QCD to later work. For similar reasons, we also leave to later work the effect of diagrams involving 4-gluon vertices, like those computed for real double gluon splitting in ref. [20].

We make a number of simplifying assumptions also made in the sequence of earlier papers [15, 21–23] leading up to this work: We take the large- N_c limit, assume that the medium is thick compared to formation lengths, and use the multiple-scattering (\hat{q}) approximation appropriate to elastic scattering of high-energy partons from the (thick) medium. All of these simplifications could be relaxed in the context of the underlying formalism used for

¹ The papers of Landau and Pomeranchuk [1] are also available in English translation [3]. The generalization to QCD was originally carried out by Baier, Dokshitzer, Mueller, Peigne, and Schiff [4, 5] and by Zakharov [6] (BDMPS-Z).

² For readers not familiar with time-ordered LCPT who would like the simplest possible example of how it reassuringly reproduces the results of ordinary Feynman diagram calculations, we recommend section 1.4.1 of Kovchegov and Levin’s monograph [19].

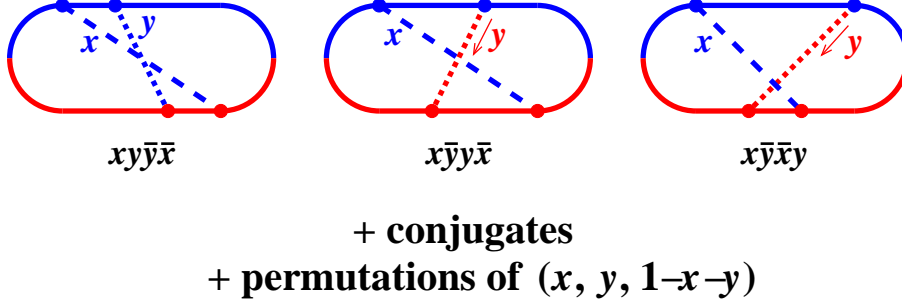


FIG. 1: “Crossed” time-ordered diagrams for the real double gluon splitting rate. Labeling of diagrams ($xy\bar{y}\bar{x}$, etc.) is as in ref. [21]. All lines in this and other figures represent high-energy gluons.

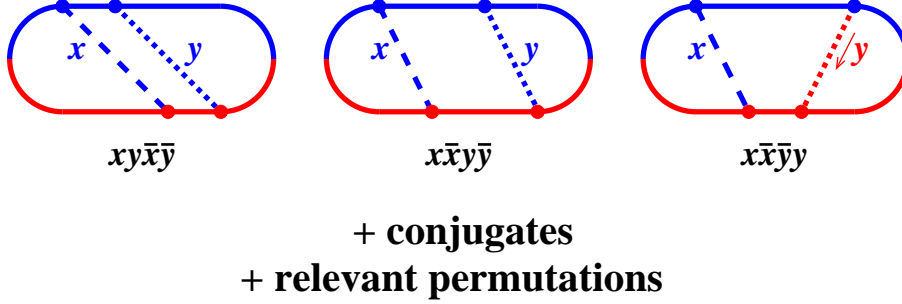


FIG. 2: “Sequential” time-ordered diagrams for the real double gluon splitting rate [22].

calculations,³ but practical calculations would then be quite considerably harder; so we focus on the simplest situation here.

A. The diagrams we compute

Previous work [21–23] has computed overlap effects for real double gluon splitting ($g \rightarrow gg \rightarrow ggg$) depicted by the interference diagrams of figs. 1 and 2. Each diagram is time-ordered from left to right and has the following interpretation: The blue (upper) part of the diagram represents a contribution to the amplitude for $g \rightarrow ggg$, the red (lower) part represents a contribution to the conjugate amplitude, and the two together represent a particular contribution to the *rate*. Only high-energy particle lines are shown explicitly, but each such line is implicitly summed over an arbitrary number of interactions with the medium, and the diagram is averaged over the statistical fluctuations of the medium. See ref. [21] for details. For real double gluon splitting, we will refer to the longitudinal momentum fractions of the three final-state gluons as x , y , and

$$z \equiv 1-x-y \tag{1.1}$$

³ In particular, for a discussion of how one could in principle eliminate the large- N_c approximation, see refs. [24, 25].

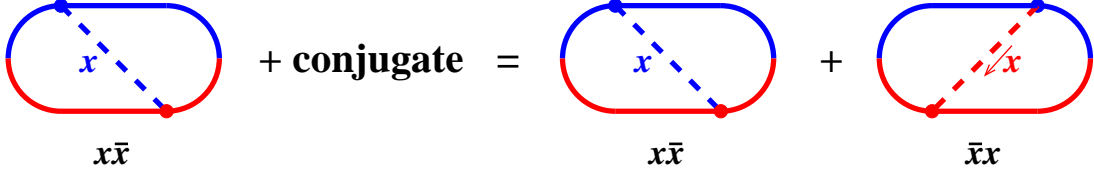


FIG. 3: Time-ordered diagrams for the leading-order rate for single gluon splitting. [22].

relative to the initial gluon. Also, our nomenclature is that figs. 1 and 2 are respectively called “crossed” and “sequential” diagrams because of the way they are drawn.

For the case of sequential diagrams (fig. 2), it is possible for the two consecutive splittings to be arbitrarily far separated in time, in which case their formation times do not overlap. The effect of overlapping formation times in this case is then determined by subtracting from the sequential diagrams the corresponding results one would have gotten by treating the two splittings as independent splittings. Details are given in ref. [22], along with discussion of physical interpretation and application.⁴ Whenever such a subtraction needs to be made on a double-splitting differential rate $d\Gamma$, we will use the symbol $\Delta d\Gamma$ to refer to the subtracted version that isolates the effect of overlapping formation times.

In the limit that one of the three final-state gluons—say y —is soft, it was found [22] that the overlap effect on real double splitting behaves parametrically as⁵

$$\left[\Delta \frac{d\Gamma}{dx dy} \right]_{g \rightarrow ggg} \sim \frac{C_A^2 \alpha_s^2}{xy^{3/2}} \left(\frac{\hat{q}}{E} \right)^{1/2} \quad \text{for } y \ll x < z. \quad (1.2)$$

As we’ll review later, the $y^{-3/2}$ behavior would lead to *power-law* infrared divergences in energy loss calculations. Very crudely analogous to what happens in vacuum bremsstrahlung in QED, where there are (logarithmic) infrared divergences that cancel in inclusive calculations between real and virtual emissions, we need to supplement the real double emission processes ($g \rightarrow ggg$) by a calculation of corresponding virtual corrections to the single emission process ($g \rightarrow gg$) of fig. 3. The virtual processes that we calculate in this paper are shown in fig. 4 (which we call Class I) and fig. 5 (which we call Class II). There are also cousins of the Class I diagrams generated by swapping the two final state gluons ($x \rightarrow 1-x$), two examples of which are shown in fig. 6. For Class II diagrams, such a swap does not generate a new diagram.

In total, these sets of virtual diagrams include all one-loop virtual corrections to single splitting except for processes involving instantaneous interactions or fundamental 4-gluon vertices. As mentioned previously, we leave the latter for future work. A few examples are shown in fig. 7. The “instantaneous” interactions (indicated by a propagator crossed by a bar) are instantaneous in light-cone time and correspond to the exchange of a longitudinally-polarized gluon in light-cone gauge. See ref. [15] for examples of such diagrams evaluated in QED.

We should clarify that, physically, the power-law divergences of (1.2) as $y \rightarrow 0$ are not actually infinite. The scaling (1.2) depends on the \hat{q} approximation, which breaks down when

⁴ See in particular the discussion of section 1.1 of ref. [22].

⁵ See section 1.4 of ref. [22] for a back-of-the-envelope explanation of why (1.2) is to be expected.

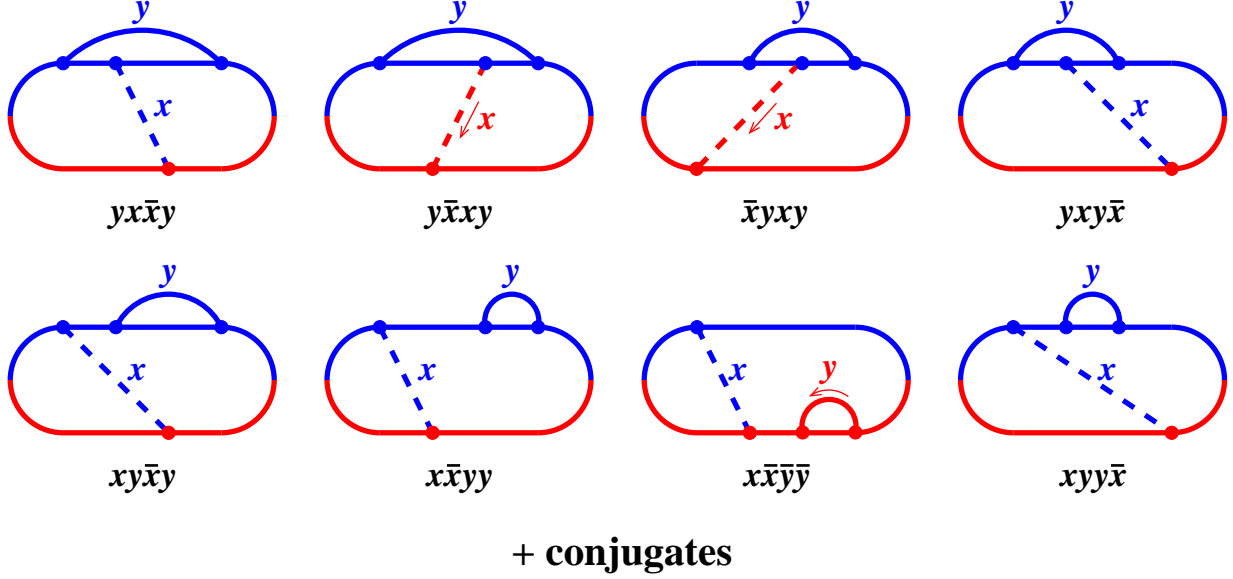


FIG. 4: Class I one-loop virtual corrections to fig. 3. As with previous figures, not all possible time orderings of the diagrams have been shown explicitly but the missing orderings are all included when one adds in the complex conjugates (“+ conjugates”) of the diagrams explicitly shown above. Graphically, taking the conjugate flips a diagram about its horizontal axis while swapping the colors red and blue.

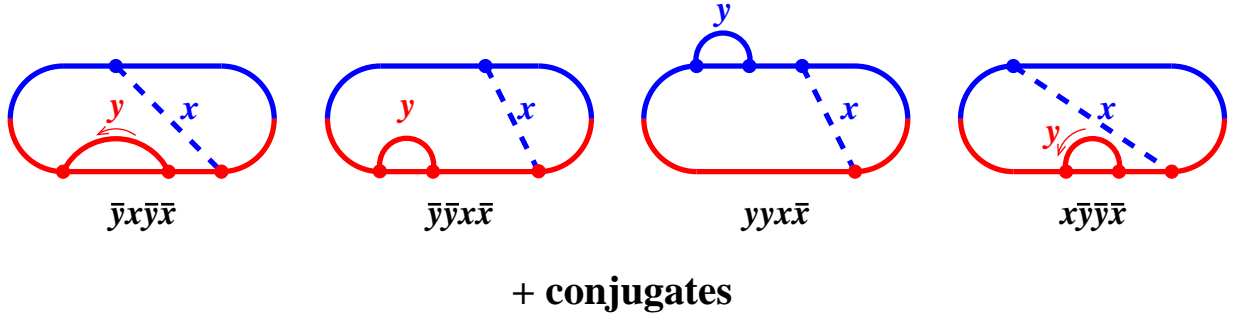


FIG. 5: Class II one-loop virtual corrections to fig. 3.

the soft gluon energy yE becomes as small as the plasma temperature T .⁶ In the high-energy limit, however, the cancellation of such power-law contributions to shower development, even if only a cancellation of contributions that are parametrically large in energy rather than truly infinite, will be critical to extracting the relevant physics that survives after the cancellation. In this paper, we will be able to ignore the far-infrared physics (meaning scale $T \ll E$) that regulates the power-law divergences and can simply analyze the cancellation of power-law divergences in the context of the \hat{q} approximation appropriate for the high-energy behavior.

⁶ This will be discussed again later, in section III B 2.

Class I Diagrams

Their $x \rightarrow 1-x$ Cousins

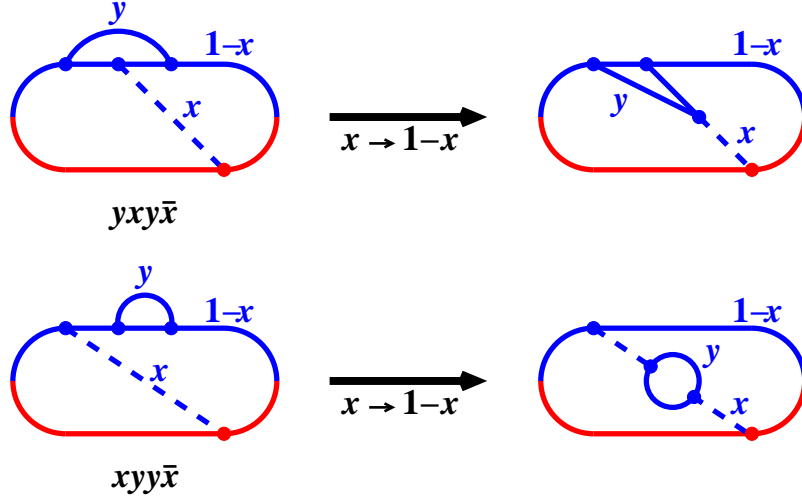


FIG. 6: Two examples of diagrams (right) generated by swapping the two final-state gluons in Class I diagrams (left) from fig. 4. The swap is equivalent to replacing $x \rightarrow 1-x$ in the results for Class I diagrams.

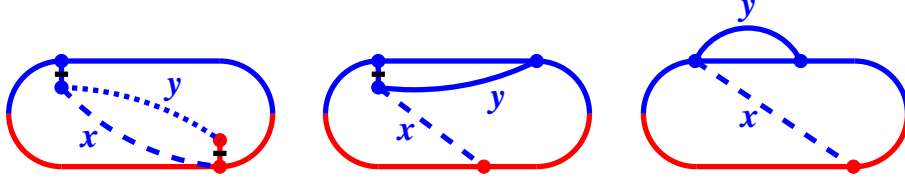


FIG. 7: A few examples of diagrams involving either (i) instantaneous interactions via longitudinal gluon exchange or (ii) fundamental 4-gluon vertices. Longitudinal gluon exchange is represented by a vertical (i.e. instantaneous) line that is crossed by a black bar, following the diagrammatic notation of Light-Cone Perturbation Theory.

B. Infrared Divergences

We will later discuss the calculation of the differential rates

$$\left[\Delta \frac{d\Gamma}{dx dy} \right]_{g \rightarrow ggg}, \quad \left[\Delta \frac{d\Gamma}{dx} \right]_{\text{virt I}}, \quad \left[\Delta \frac{d\Gamma}{dx} \right]_{\text{virt II}}, \quad (1.3)$$

associated respectively with the real double emission diagrams of fig. 1 plus fig. 2, the Class I virtual correction diagrams of fig. 4, and the Class II virtual correction diagrams of fig. 5. But here we first preview some results concerning infrared divergences.

In the virtual diagrams of figs. 4 and 5, the virtual loop longitudinal momentum fraction y in the amplitude or conjugate amplitude needs to be integrated over, and it will be convenient to introduce the notation $[d\Gamma/dx dy]_{\text{virt I}}$ and $[d\Gamma/dx dy]_{\text{virt II}}$ for the corresponding integrands of that y integration. Our calculations are performed in Light Cone Perturbation Theory, in which every particle line (virtual as well as real) is restricted to *positive* longitudinal

momentum fraction. The structure of the Class I diagrams of fig. 4 then forces $0 < y < 1-x$, whereas the structure of the Class II diagrams of fig. 5 forces $0 < y < 1$ instead. So, in our notation,

$$\left[\Delta \frac{d\Gamma}{dx} \right]_{\text{virt I}} = \int_0^{1-x} dy \left[\Delta \frac{d\Gamma}{dx dy} \right]_{\text{virt I}} \quad \text{and} \quad \left[\Delta \frac{d\Gamma}{dx} \right]_{\text{virt II}} = \int_0^1 dy \left[\Delta \frac{d\Gamma}{dx dy} \right]_{\text{virt II}}. \quad (1.4)$$

We will later give detailed discussion of how infrared divergences appear in various calculations associated with shower development, but a good starting point is to consider the net rate $[d\Gamma/dx]_{\text{net}}$ at which all of the processes represented by figs. 1–6 produce one daughter of energy xE (plus any other daughters) from a particle of energy E , for a given x . That's given by

$$\left[\frac{d\Gamma}{dx} \right]_{\text{net}} = \left[\frac{d\Gamma}{dx} \right]_{\text{net}}^{\overline{\text{LO}}} + \left[\frac{d\Gamma}{dx} \right]_{\text{net}}^{\overline{\text{NLO}}} \quad (1.5a)$$

where the first term is the rate of the leading-order (LO) $g \rightarrow gg$ process of fig. 3, and where the next-to-leading-order (NLO) contribution is⁷

$$\begin{aligned} \left[\frac{d\Gamma}{dx} \right]_{\text{net}}^{\overline{\text{NLO}}} &= \left[\frac{d\Gamma}{dx} \right]_{g \rightarrow gg}^{\overline{\text{NLO}}} + \frac{1}{2} \int_0^{1-x} dy \left[\Delta \frac{d\Gamma}{dx dy} \right]_{g \rightarrow ggg} \\ &= \left(\int_0^{1-x} dy \left[\Delta \frac{d\Gamma}{dx dy} \right]_{\text{virt I}} \right) + (x \rightarrow 1-x) \\ &\quad + \int_0^1 dy \left[\Delta \frac{d\Gamma}{dx dy} \right]_{\text{virt II}} + \frac{1}{2} \int_0^{1-x} dy \left[\Delta \frac{d\Gamma}{dx dy} \right]_{g \rightarrow ggg}. \end{aligned} \quad (1.5b)$$

[See appendix B for more discussion.] The bars above $\overline{\text{LO}}$ and $\overline{\text{NLO}}$ in (1.5) are a technical distinction that will be discussed later and can be ignored for now.

In the integrals above, some virtual or final particle has zero energy at both the lower *and* upper limits of the y integrations, and so both limits are associated with infrared divergences. In order to see how divergences behave, it is convenient to use symmetries and/or change of integration variables to rewrite the integrals so that the infrared divergences of $[d\Gamma/dx]_{\text{net}}^{\overline{\text{NLO}}}$ are associated *only* with $y \rightarrow 0$ (for fixed non-zero $x < 1$). In particular, (1.5b) can be rewritten [see appendix B for details] as

$$\begin{aligned} \left[\frac{d\Gamma}{dx} \right]_{\text{net}}^{\overline{\text{NLO}}} &= \left(\int_0^{1-x} dy \left\{ \left[\Delta \frac{d\Gamma}{dx dy} \right]_{\text{virt I}} + \left[\Delta \frac{d\Gamma}{dx dy} \right]_{\text{virt II}} \right\} \right) + (x \rightarrow 1-x) \\ &\quad + \frac{1}{2} \int_0^{1-x} dy \left[\Delta \frac{d\Gamma}{dx dy} \right]_{g \rightarrow ggg} \end{aligned} \quad (1.6)$$

⁷ Here and throughout, the terms leading-order and next-to-leading-order refer to expansion in the $\alpha_s(Q_\perp)$ associated with each splitting vertex for high-energy partons and not to the $\alpha_s(T)$ that controls whether the quark-gluon plasma is strongly or weakly coupled.

and thence [appendix B]

$$\begin{aligned} \left[\frac{d\Gamma}{dx} \right]_{\text{net}}^{\text{NLO}} &= \int_0^{1/2} dy \left\{ \left[v(x, y) \theta(y < \tfrac{1-x}{2}) \right] + [x \rightarrow 1-x] + r(x, y) \theta(y < \tfrac{1-x}{2}) \right\} \\ &= \int_0^{1/2} dy \left\{ v(x, y) \theta(y < \tfrac{1-x}{2}) + v(1-x, y) \theta(y < \tfrac{x}{2}) + r(x, y) \theta(y < \tfrac{1-x}{2}) \right\}, \end{aligned} \quad (1.7)$$

where contributions from virtual and real double splitting processes appear in the respective combinations

$$v(x, y) \equiv \left(\left[\Delta \frac{d\Gamma}{dx dy} \right]_{\text{virt I}} + \left[\Delta \frac{d\Gamma}{dx dy} \right]_{\text{virt II}} \right) + (y \leftrightarrow z), \quad (1.8a)$$

$$r(x, y) \equiv \left[\Delta \frac{d\Gamma}{dx dy} \right]_{g \rightarrow ggg}. \quad (1.8b)$$

The $\theta(\dots)$ in (1.7) represent unit step functions [$\theta(\text{true}) = 1$ and $\theta(\text{false}) = 0$], and they just implement upper limits on the y integration. The advantage of using the θ functions is so that we can combine all the integrals: the integrals for the separate terms each have power-law IR divergences, but whether or not those divergences cancel is now just a question of the $y \rightarrow 0$ behavior of the combined integrand of (1.7).

In the limit $y \rightarrow 0$ for fixed x , the integrand of (1.7) approaches

$$v(x, y) + v(1-x, y) + r(x, y). \quad (1.9)$$

Using the symmetry of the $g \rightarrow ggg$ rate (1.8b) under permutations of x , y , and $z = 1-x-y$, we have $r(x, y) = r(1-x-y, y) \simeq r(1-x, y)$ for small y , and so (1.9) approaches

$$[v(x, y) + \tfrac{1}{2}r(x, y)] + [x \rightarrow 1-x]. \quad (1.10)$$

By (1.2), $r(x, y) \sim y^{-3/2}$ for small y , and so the integral of $r(x, y)$ in (1.7) has a power-law IR divergence proportional to $\int_0 dy/y^{3/2}$. From the full results for rates that we calculate in this paper, we find that the $y^{-3/2}$ behavior cancels in the combination $v(x, y) + \tfrac{1}{2}r(x, y)$ appearing in (1.10). We also find that left behind after this cancellation is, at leading logarithmic order,

$$v(x, y) + \tfrac{1}{2}r(x, y) \approx -\frac{C_A \alpha_s}{8\pi} \left[\frac{d\Gamma}{dx} \right]^{\text{LO}} \frac{\ln y}{y}, \quad (1.11)$$

which generates an IR double log divergence when integrated over y . As we discuss later, this result, applied to (1.7), exactly matches leading-log results derived earlier in the literature [7–9] and so provides a crucial check of our calculations.

Though it should be possible to extract (1.11) from our results analytically, so far we have only checked numerically.⁸ Fig. 8 shows a plot of our full results for

$$\frac{v(x, y) + \tfrac{1}{2}r(x, y)}{\frac{C_A \alpha_s}{8\pi} \left[\frac{d\Gamma}{dx} \right]^{\text{LO}} \frac{1}{y}} \quad (1.12)$$

⁸ Analytic extraction of double and single IR logs directly from our full rate formulas is complicated because diagram by diagram the logs are subleading to the power-law IR divergences, and the latter are already complicated to extract analytically from our results. Interested readers can see a painful example in appendix E 5.

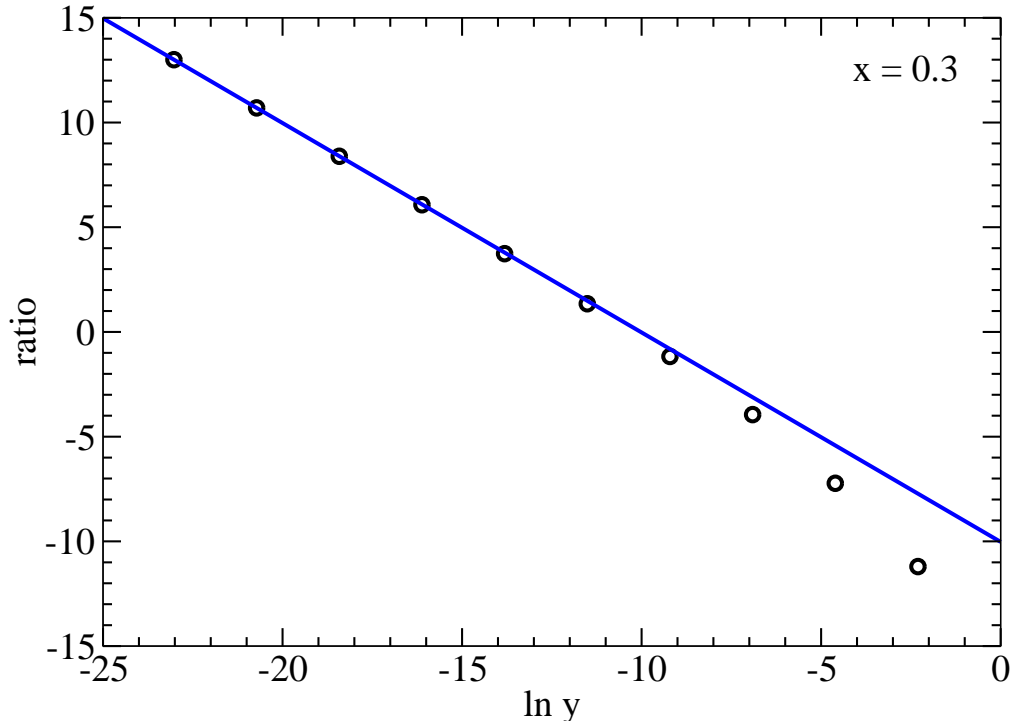


FIG. 8: Full numerical results (circular data points) for the ratio (1.12) plotted vs. $\ln y$ for the case $x = 0.3$. The blue straight line shows a line of slope -1 for comparison, showing that our numerical results confirm the leading-log behavior (1.11).

vs. $\ln y$ for a sample value of x . According to (1.11), the slope of (1.12) vs. $\ln y$ should approach -1 as $\ln y \rightarrow -\infty$, which we show in fig. 8 by comparison to the straight line. We hope in the future to also provide exact analytic results for single-log divergences that are subleading to the double-log divergence. For now we only have numerical results for those, which we present later with an examination of how well those numerical results fit an educated guess for their analytic form.

C. Outline

The new diagrams needed for this paper are the virtual diagrams of figs. 4 and 5. In the next section, we discuss how we can avoid calculating any of these diagrams from scratch. All of the $g \rightarrow gg$ QCD virtual diagrams can be obtained by either (i) transformation from known results for the $g \rightarrow ggg$ QCD diagrams of figs. 1 and 2 or (ii) by adapting the known result for one QED virtual diagram.

In section III, we go into much more detail about how to organize IR divergences in calculations related to energy loss. We also show that the double-log behavior (1.11) is equivalent to earlier leading-log results.

Section IV presents numerical results for sub-leading single-log divergences and shows that the numerics fit very well, but not quite perfectly, a form one might guess based on the physics of double-log divergences.

The formalism and calculations that have led to our results for rates have spanned many

papers, and one can reasonably worry about the possibility of error somewhere along the way. Section V provides a compendium of several non-trivial cross-checks of our results.

Section VI offers our conclusion and our outlook for what needs to be done in future work. Appendix A contains a complete summary of all our final formulas for rates. Many technical issues, derivations, and side investigations are left for the other appendices.

II. METHOD FOR COMPUTING DIAGRAMS

A. Symmetry Factor Conventions

Before discussing how to find formulas for differential rates, we should clarify some conventions. Note each virtual diagram in fig. 5, as well as the second row of fig. 4, has a loop in the amplitude (an all-blue loop) or conjugate amplitude (an all-red loop) that should be associated with a diagrammatic loop symmetry factor of $\frac{1}{2}$. Our convention in this paper is that any such diagrammatic symmetry factor associated with an internal loop is already included in the formula for what we call $\Delta d\Gamma/dx dy$ in (1.4). Note that the loops in the first row of fig. 4 do *not* have an associated symmetry factor.

In contrast, we do not include any identical-particle final-state symmetry factors in our formulas for differential rates. These must be included by hand whenever integrating over the longitudinal momentum fractions of daughters if the integration region double-counts final states. For example, the total rate for real double-splitting $g \rightarrow ggg$ is formally given by

$$\Delta\Gamma_{g \rightarrow ggg} = \frac{1}{3!} \int_0^1 dx \int_0^{1-x} dy \left[\Delta \frac{d\Gamma}{dx dy} \right]_{g \rightarrow ggg} \quad (2.1)$$

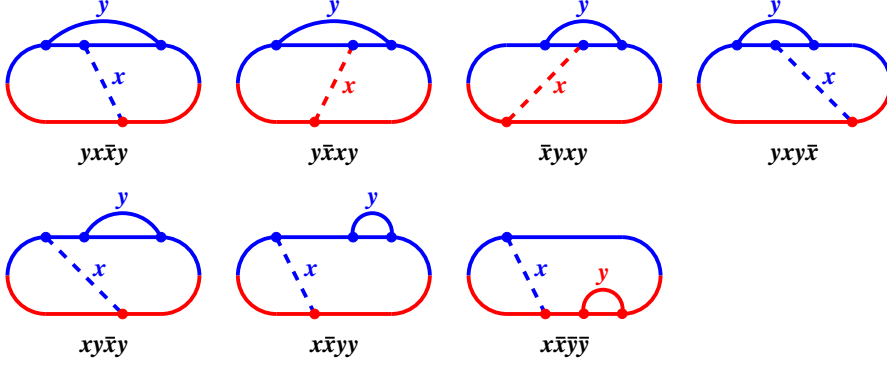
because the integration region used above covers all $3!$ permutations of possible momentum fractions x , y , and $z = 1-x-y$ for the three daughter gluons. Similarly, for $g \rightarrow gg$ processes, formally

$$\Gamma_{g \rightarrow gg}^{\text{LO}} = \frac{1}{2!} \int_0^1 dx \left[\frac{d\Gamma}{dx} \right]_{g \rightarrow gg}^{\text{LO}}, \quad \Delta\Gamma_{g \rightarrow gg}^{\text{NLO}} = \frac{1}{2!} \int_0^1 dx \left[\Delta \frac{d\Gamma}{dx} \right]_{g \rightarrow gg}^{\text{NLO}}. \quad (2.2)$$

We use the caveat “formally” because the total splitting rates Γ and $\Delta\Gamma$ above are infrared divergent, but they provide simple examples for explaining our conventions.

B. Relating virtual diagrams to previous work

In the context of (large- N_f) QED, ref. [15] showed how many diagrams needed for virtual corrections to single splitting could be obtained from results for real double splitting via what were named back-end and front-end transformations. For the current context of QCD, figs. 9 and 10 depict diagrammatically how all but two of the Class I and II virtual diagrams we need (figs. 4 and 5) can be related to known results for crossed and sequential $g \rightarrow ggg$ diagrams (figs. 1 and 2) using back-end and front-end transformations, sometimes accompanied by switching the variable names x and y and/or complex conjugation. Diagrammatically, a back-end transformation corresponds to taking the *latest*-time splitting vertex in one of our rate diagrams and sliding it around the back end of the diagram from the amplitude to the conjugate-amplitude or vice versa. Diagrammatically, a front-end transformation



are respectively related to

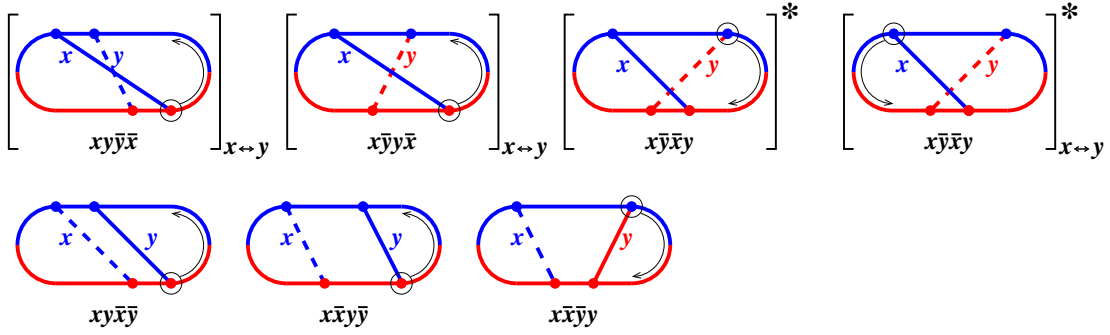


FIG. 9: Relation of all but one Class I virtual diagram (fig. 4) to real $g \rightarrow ggg$ diagrams. The black arrows indicate moving the latest-time (or earliest-time) vertex using a back-end (or front-end) transformation [15].

corresponds to taking the *earliest*-time splitting vertex and sliding it around the front end of the diagram.

In terms of formulas, the only effect of a back-end transformation is to introduce an overall minus sign in the corresponding formula for $d\Gamma/dx dy$ [15]. So, for example, fig. 9 tells us that

$$\left[\frac{d\Gamma}{dx dy} \right]_{\bar{x}yxy} = - \left[\frac{d\Gamma}{dx dy} \right]_{x\bar{y}\bar{x}y}^* \quad (2.3)$$

and so

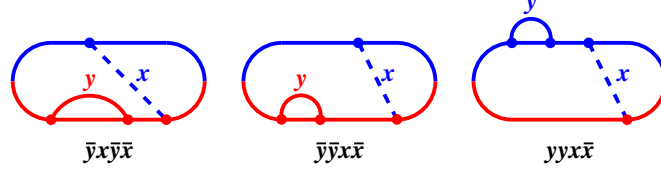
$$2 \operatorname{Re} \left[\frac{d\Gamma}{dx} \right]_{\bar{x}yxy} = - \int_0^{1-x} dy \, 2 \operatorname{Re} \left[\frac{d\Gamma}{dx dy} \right]_{x\bar{y}\bar{x}y}. \quad (2.4)$$

Similarly,

$$2 \operatorname{Re} \left[\frac{d\Gamma}{dx} \right]_{yx\bar{x}y} = - \int_0^{1-x} dy \left\{ \text{Replace } x \leftrightarrow y \text{ in formula for } 2 \operatorname{Re} \left[\frac{d\Gamma}{dx dy} \right]_{xy\bar{y}\bar{x}} \right\}. \quad (2.5)$$

When making a back-end transformation, one may also have to include a loop symmetry factor if the resulting virtual diagram has one, which the original $g \rightarrow ggg$ processes do not.

Front-end transformations are more complicated. In the cases where it is an x emission at the earliest vertex that is being moved between the amplitude and conjugate amplitude,



are respectively related to

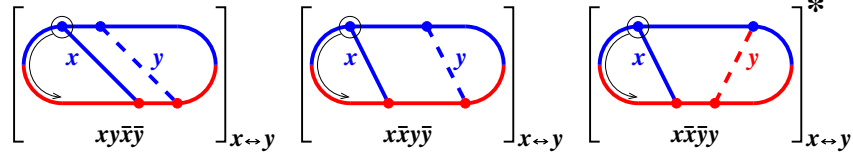


FIG. 10: Relation of all but one Class II virtual diagram (fig. 5) to real $g \rightarrow ggg$ diagrams via front-end transformations.

requiring the longitudinal momentum fractions of the lines of the diagrams to match up requires replacing

$$(x, y, E) \longrightarrow \left(\frac{-x}{1-x}, \frac{y}{1-x}, (1-x)E \right), \quad (2.6)$$

where E is the energy of the initial particle in the real or virtual double-splitting process. See section 4.2 of ref. [15] for a more detailed discussion. There is also an overall normalization factor associated with the transformation that, for our case here where all the particles are gluons, amounts to⁹

$$\frac{d\Gamma}{dx dy} \xrightarrow{\text{front-end}} -(1-x)^{-\epsilon} \left\{ \frac{d\Gamma}{dx dy} \text{ with } (x, y, E) \longrightarrow \left(\frac{-x}{1-x}, \frac{y}{1-x}, (1-x)E \right) \right\} \quad (2.7)$$

in $4-\epsilon$ spacetime dimensions. The overall factor $(1-x)^{-\epsilon}$ will be relevant because we will use dimensional regularization to handle and renormalize UV divergences in our calculation. We should note that there are a few additional subtleties in practically implementing front-end transformations, which we leave to appendix D. As an example of (2.7), the relation depicted by the first case of fig. 10 gives

$$2 \operatorname{Re} \left[\frac{d\Gamma}{dx} \right]_{\bar{y}x\bar{y}\bar{x}} = -\frac{1}{2}(1-x)^{-\epsilon} \int_0^1 dy \left(\text{Replace } x \leftrightarrow y \text{ in result of } 2 \operatorname{Re} \left\{ \left[\frac{d\Gamma}{dx dy} \right]_{xy\bar{x}\bar{y}} \text{ with substitution (2.7)} \right\} \right). \quad (2.8)$$

⁹ See appendix H of ref. [15], especially eqs. (H.13) and (H.14) there. In (H.13) of ref. [15] there was additionally an overall factor of $2N_f\mathcal{N}_e/\mathcal{N}_\gamma$ that arose because that front-end transformation related a diagram with an initial electron to one with an initial photon, and the $2N_f\mathcal{N}_e/\mathcal{N}_\gamma$ reflected the different factors associated with averaging over initial flavors and helicities. In our case, the initial particle is always a gluon, so no such adjustment is necessary. Also, eqs. (H.13) and (H.14) of ref. [15] do not have the overall minus sign of our (2.7) above because they included a back-end transformation in addition to the front-end transformation. Note that those equations have also implemented $x \leftrightarrow y$ in addition to the front-end transformation (2.7) above.



FIG. 11: Relation to each other of the two virtual diagrams of figs. 4 and 5 that are not covered by the relations of figs. 9 and 10.

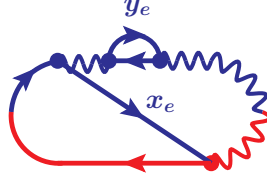


FIG. 12: A QED version [15] of the $xyy\bar{x}$ diagram of fig. 4.

The overall factor of $\frac{1}{2}$ is included because of the loop symmetry factor associated with the (red) loop in the $\bar{y}x\bar{y}\bar{x}$ virtual diagram.

The only two virtual diagrams not covered by figures 9 and 10 are $xyy\bar{x}$ and $x\bar{y}\bar{y}\bar{x}$. But these diagrams are related to each other by combined front-end and back-end transformations, as depicted in fig. 11. That means that transformations have given us a short-cut for determining all virtual diagrams except for one, which we take to be $xyy\bar{x}$. Fortunately, the $xyy\bar{x}$ diagram has the same form as the QED diagram of fig. 12 previously computed in ref. [15], and the QED result can be easily adapted to QCD. One just needs to include QCD group factors associated with splitting vertices; use QCD instead of QED Dokshitzer-Gribov-Lipatov-Altarelli-Parisi (DGLAP) splitting functions; correctly account for identical-particle symmetry factors; and use QCD rather than QED results for the complex frequencies and normal modes associated with the \hat{q} approximation to the propagation of the high-energy particles through the medium. Details of the conversion are given in appendix D 4.

We give more detail on implementing the above methods in appendix D, and final results for unrenormalized diagrams are given in appendix A [with $\sigma_{\text{ren}}=0$ and $\sigma_{\text{bare}}=1$ in section A 3].

C. UV divergences, renormalization, and running of α_s

The virtual diagrams of figs. 4 and 5 contain UV-divergent loops in the amplitude or conjugate amplitude. It may seem surprising that most of them can be related via figs. 9 and 10 to real double splitting ($g \rightarrow ggg$) diagrams that involve only tree-level diagrams in the amplitude and conjugate amplitude. This is possible because we are working with *time-ordered* diagrams: individual time-ordered interferences of tree-level diagrams are UV-divergent even though the sum of all the different time-orderings is not. See section 4.1 of ref. [15] for more discussion of this point. In any case, the original calculations [21–23] of the $g \rightarrow ggg$ diagrams of figs. 1 and 2 discussed the UV divergence of each diagram and showed

that they indeed canceled.

The corresponding divergences of the virtual diagrams, however, will not cancel. Indeed, they must conspire to produce the known renormalization of α_s . Ref. [15] demonstrated how this worked out for large- N_f QED, but the diagrammatics of renormalization of the QCD coupling is a little more complicated. We will also encounter a well-known annoyance of Light Cone Perturbation Theory (LCPT): individual diagrams will contain mixed UV-IR divergences that only cancel when the diagrams are summed together.¹⁰

1. UV and IR regulators

We use dimensional regularization in $4-\epsilon$ spacetime dimensions for UV divergences. However, we use the letter d to refer to the number of *transverse spatial* dimensions

$$d \equiv d_{\perp} = 2 - \epsilon. \quad (2.9)$$

For infrared divergences, we introduce a hard lower cut-off $(p^+)_{\min}$ on light-cone momentum components p^+ . Hard momentum cut-offs complicate gauge invariance, but this is a fairly standard procedure in LCPT, since LCPT is formulated specifically in light-cone gauge $A^+=0$. Note that p^+ is invariant under any *residual* gauge transformation that preserves light-cone gauge. It would of course be nicer to use a more generally gauge invariant choice of infrared regulator, but that would lead to more complicated calculations.¹¹

We will write our IR cut-off on longitudinal momenta p^+ as

$$(p^+)_{\min} = P^+ \delta \quad (2.10)$$

where P^+ is the longitudinal momentum of the initial particle in the double-splitting process and δ is an arbitrarily tiny positive number.¹² For consistency of IR regularization of the theory, this constraint must be applied to all particles in the process. For instance, in a $g \rightarrow ggg$ process where P^+ splits into daughters with longitudinal momenta xP^+ , yP^+ , and zP^+ , we require that the longitudinal momentum fractions x , y , and z all exceed δ . (This automatically guarantees that internal particle lines in $g \rightarrow ggg$ diagrams also have $p^+ > P^+ \delta$.) In a virtual correction to $g \rightarrow gg$ where P^+ splits into xP^+ and $(1-x)P^+$, we must have x and $1-x$ greater than δ , but we must also impose that the momentum fractions of internal virtual lines are greater than δ as well. We'll see explicit examples below. With

¹⁰ For an example from calculations that are tangentially related to ours, see Beuf [26, 27] and Hänninen, Lappi, and Paatelainen [28, 29] on next-to-leading-order deep inelastic scattering (NLO DIS). For a description of the similarities and differences of our problem and theirs, see appendix B of ref. [15]. For a very early result on obtaining the correct renormalization of the QCD coupling with LCPT in the context of vacuum diagrams, see ref. [30].

¹¹ In particular, one might imagine using dimensional regularization for the infrared as well as the ultraviolet. Unfortunately, the dimensionally-regulated expansions in ϵ that we currently have available [15, 23] for the types of diagrams we need all made use of the fact that dimensional regularization was *only* needed for the ultraviolet.

¹² A technicality concerning orders of limits: One should take the UV regulator $\epsilon \rightarrow 0$ before taking the IR regulator $\delta \rightarrow 0$. Taking $\delta \rightarrow 0$ first would be equivalent to using dimensional regularization for the IR as well as the UV, which is currently problematic for the reason given in footnote 11.

this notation, the annoying mixed UV-IR divergences of LCPT are proportional to $\epsilon^{-1} \ln \delta$, which is the product of a logarithmic UV divergence ϵ^{-1} and a logarithmic IR divergence $\ln \delta$.

2. Results for UV (including mixed UV-IR) divergences

We can read off the results for $1/\epsilon$ divergences from the complete results given in appendix A. However, we will take the opportunity to be a little more concrete here in the main text by stepping through the calculation for one of the diagrams, but focusing on just the UV-divergent ($1/\epsilon$) terms. Then we'll put the diagrams together to see the cancellation of mixed UV-IR divergences and the appearance of the QCD beta function coefficient β_0 .

Consider the first NLO $g \rightarrow gg$ diagram ($yx\bar{x}y$) in fig. 9, which shows that diagram related by back-end transformation to the $g \rightarrow ggg$ diagram $xy\bar{y}\bar{x}$. The $1/\epsilon$ piece of the latter can be taken from ref. [23] and is [see appendix B of the current paper for more detail]

$$\left[\frac{d\Gamma}{dx dy} \right]_{xy\bar{y}\bar{x}} \approx \frac{C_A^2 \alpha_s^2}{8\pi^2 \epsilon} \left[(i\Omega \operatorname{sgn} M)_{-1,x,1-x} + (i\Omega \operatorname{sgn} M)_{-(1-y),x,z} \right] \times xyz^2(1-x)(1-y) [(\alpha + \beta)(1-x)(1-y) + (\alpha + \gamma)xy], \quad (2.11)$$

where

$$\Omega_{x_1,x_2,x_3} \equiv \sqrt{\frac{-i\hat{q}_A}{2E} \left(\frac{1}{x_1} + \frac{1}{x_2} + \frac{1}{x_3} \right)}, \quad M_{x_1,x_2,x_3} \equiv -x_1 x_2 x_3 E, \quad (2.12)$$

and (α, β, γ) are functions of x and y that represent various combinations of the helicity-dependent DGLAP splitting functions associated with the vertices in the diagram.¹³ In this section we use \approx to indicate that we are only keeping $1/\epsilon$ terms. Back-end transforming the above expression and swapping $x \leftrightarrow y$, as indicated in fig. 9, gives the corresponding result for the virtual diagram $yx\bar{x}y$:

$$2 \operatorname{Re} \left[\frac{d\Gamma}{dx} \right]_{yx\bar{x}y} \approx - \frac{C_A^2 \alpha_s^2}{4\pi^2 \epsilon} \int_{\delta}^{1-x-\delta} dy \operatorname{Re}(i\Omega_{-1,y,1-y} + i\Omega_{-(1-x),y,z}) xyz(1-x)(1-y) \times [(\alpha + \beta)z(1-x)(1-y) + (\alpha + \gamma)xyz], \quad (2.13a)$$

where we have taken $2 \operatorname{Re}(\dots)$ to include the conjugate diagram as well.

Doing similar calculations for the other crossed Class I diagrams (the top line of fig. 9), by using $g \rightarrow ggg$ results for $x\bar{y}y\bar{x}$ and $x\bar{y}\bar{x}y$ from ref. [23] and then transforming as in fig. 9,

¹³ Details of the definition of (α, β, γ) in terms of DGLAP splitting functions are given in sections 4.5 and 4.6 of ref. [21]. In order to make those definitions work with front-end transformations, one must additionally include absolute value signs as discussed after eq. (A23) of the current paper.

gives

$$2 \operatorname{Re} \left[\frac{d\Gamma}{dx} \right]_{y\bar{x}xy} \approx - \frac{C_A^2 \alpha_s^2}{4\pi^2 \epsilon} \int_{\delta}^{1-x-\delta} dy \operatorname{Re}(i\Omega_{-1,y,1-y} + i\Omega_{-(1-x),y,z}) xyz(1-x)(1-y) \\ \times [-(\alpha + \beta)z(1-x)(1-y) + (\beta + \gamma)xy(1-x)(1-y)], \quad (2.13b)$$

$$2 \operatorname{Re} \left[\frac{d\Gamma}{dx} \right]_{\bar{x}yxy} \approx - \frac{C_A^2 \alpha_s^2}{4\pi^2 \epsilon} \int_{\delta}^{1-x-\delta} dy \operatorname{Re}(i\Omega_{-1,x,1-x} + i\Omega_{-(1-x),y,z}) xyz(1-x)(1-y) \\ \times [-(\alpha + \gamma)xyz - (\beta + \gamma)xy(1-x)(1-y)], \quad (2.13c)$$

$$2 \operatorname{Re} \left[\frac{d\Gamma}{dx} \right]_{yxy\bar{x}} \approx - \frac{C_A^2 \alpha_s^2}{4\pi^2 \epsilon} \int_{\delta}^{1-x-\delta} dy \operatorname{Re}(i\Omega_{-1,y,1-y} + i\Omega_{-1,x,1-x}) xyz(1-x)(1-y) \\ \times [-(\alpha + \gamma)xyz - (\beta + \gamma)xy(1-x)(1-y)]. \quad (2.13d)$$

Eqs. (2.13) sum to

$$\left[\frac{d\Gamma}{dx} \right]_{\text{virt I crossed}} \approx \frac{C_A^2 \alpha_s^2}{2\pi^2 \epsilon} \operatorname{Re}(i\Omega_{-1,x,1-x}) \int_{\delta}^{1-x-\delta} dy x^2 y^2 z(1-x)(1-y) \\ \times [(\alpha + \gamma)z + (\beta + \gamma)(1-x)(1-y)]. \quad (2.14)$$

Since we are focused here just on the $1/\epsilon$ pieces above, the integral may be done using the explicit $d=2$ expressions (A23) for (α, β, γ) . But the combination $(\alpha + \gamma)z + (\beta + \gamma)(1-x)(1-y)$ appearing in (2.14) turns out to be dimension-independent in any case! (See appendix C.)

Remember that for the crossed virtual diagrams, like all the Class I diagrams of fig. 4, taking $x \rightarrow 1-x$ generates other distinct diagrams that need to be included as well. So, do the y integral in (2.14), combine the result with $x \rightarrow 1-x$ [as in (1.5b) or (1.9)], and take the small- δ limit. This gives

$$\left(\left[\frac{d\Gamma}{dx} \right]_{\text{virt I crossed}} \right) + (x \rightarrow 1-x) \approx \left[\frac{d\Gamma}{dx} \right]^{\text{LO}} \frac{C_A \alpha_s}{\pi \epsilon} \left[-\frac{11}{3} + 2 \ln(x(1-x)) - 6 \ln \delta \right], \quad (2.15)$$

where $[d\Gamma/dx]^{\text{LO}}$ is the leading-order single splitting result¹⁴

$$\left[\frac{d\Gamma}{dx} \right]^{\text{LO}} = \frac{\alpha_s}{\pi} P(x) \operatorname{Re}(i\Omega_{-1,x,1-x}) + O(\epsilon) \quad (2.16)$$

and $P(x)$ is the DGLAP $g \rightarrow gg$ splitting function. A non-trivial feature of (2.15) is that the y integration in (2.14), combined with the addition of $x \rightarrow 1-x$, gave a result proportional to the $P(x)$ in (2.16). This is what will later make possible the absorption of $1/\epsilon$ divergences by renormalizing the α_s in the leading-order result. For the time being, however, note the unwanted mixed UV-IR divergence $\epsilon^{-1} \ln \delta$ in (2.15).

Now turn to the sequential virtual diagrams. The sum $2 \operatorname{Re}[xy\bar{x}\bar{y} + x\bar{x}y\bar{y} + x\bar{x}\bar{y}y]$ of *non-virtual* sequential $g \rightarrow ggg$ diagrams shown in fig. 2 (together with their conjugates)

¹⁴ The QCD version of the leading-order rate goes back to BDMPS [4, 5] and Zakharov [6]. For a discussion of how the QED version in our notation matches up with the original QED result of Migdal [2], see appendix C.4 of ref. [15].

represents the sum of all time orderings of a tree-level process and so does not give any net $1/\epsilon$ divergence.¹⁵ So there will also be no divergence in its back-end transformation, which fig. 9 shows is equivalent to the sum $2 \operatorname{Re}[xy\bar{x}y + x\bar{x}yy + x\bar{x}\bar{y}\bar{y}]$ of three Class I sequential virtual diagrams. Nor will there be any divergence to its front-end transformation followed by the swap $x \leftrightarrow y$, corresponding by fig. 10 to the sum $2 \operatorname{Re}[\bar{y}x\bar{y}\bar{x} + \bar{y}\bar{y}x\bar{x} + yyx\bar{x}]$ of three Class II sequential diagrams. So none of these groups of diagrams generate a divergence.

What remains of figs. 4 and 5 is the Class I virtual diagram $xyy\bar{x}$ and the Class II virtual diagram $x\bar{y}\bar{y}\bar{x}$, which are related to each other via fig. 11. As mentioned earlier, the result for $2 \operatorname{Re}[xyy\bar{x}]$ can be converted from the known result [15] for the similar QED diagram of fig. 12. The UV-divergent $1/\epsilon$ piece of that QED result was¹⁶

$$2 \operatorname{Re} \left[\frac{d\Gamma}{dx_e} \right]_{xyy\bar{x}} \approx -\frac{N_f \alpha_{\text{EM}}^2}{\pi^2 \epsilon} P_{e \rightarrow e}(x_e) \operatorname{Re}(i\Omega^{\text{QED}} \operatorname{sgn} M)_{-1, x_e, 1-x_e} \int_0^{1-x_e} \frac{dy_e}{1-x_e} P_{\gamma \rightarrow e}\left(\frac{y_e}{1-x_e}\right). \quad (2.17)$$

The translation from a QED diagram to a QCD diagram is explained in our appendix D 4 and gives

$$\begin{aligned} 2 \operatorname{Re} \left[\frac{d\Gamma}{dx} \right]_{xyy\bar{x}} &\approx -\frac{\alpha_s^2}{2\pi^2 \epsilon} P(x) \operatorname{Re}(i\Omega \operatorname{sgn} M)_{-1, x, 1-x} \int_\delta^{1-x-\delta} \frac{dy}{1-x} P\left(\frac{y}{1-x}\right) \\ &= -\left[\frac{d\Gamma}{dx} \right]^{\text{LO}} \frac{\alpha_s}{2\pi \epsilon} \int_\delta^{1-x-\delta} \frac{dy}{1-x} P\left(\frac{y}{1-x}\right). \end{aligned} \quad (2.18)$$

Our IR cut-off δ must now be included with the integration limits because, unlike QED, LPM splitting rates are (non-integrably) infrared divergent in QCD. The $\operatorname{sgn} M$ factors are included above because, even though $M_{-1, x, 1-x}$ is positive for the $xyy\bar{x}$ diagram, this more general form is consistent with the front-end transformation we are about to perform.

Since $xyy\bar{x}$ above is a Class I diagram, we need to also add in the other diagram that is generated by $x \rightarrow 1-x$. Finally, the transformation of fig. 11 gives the remaining (Class II) diagram $x\bar{y}\bar{y}\bar{x}$.¹⁷ The sum of all three is

$$\begin{aligned} \left[\frac{d\Gamma}{dx} \right]_{\text{other virt}} &\approx -\left[\frac{d\Gamma}{dx} \right]^{\text{LO}} \frac{\alpha_s}{2\pi \epsilon} \left[\int_\delta^{1-x-\delta} \frac{dy}{1-x} P\left(\frac{y}{1-x}\right) + \int_\delta^{x-\delta} \frac{dy}{x} P\left(\frac{y}{x}\right) + \int_\delta^{1-\delta} dy P(y) \right] \\ &\approx \left[\frac{d\Gamma}{dx} \right]^{\text{LO}} \frac{C_A \alpha_s}{\pi \epsilon} \left[\frac{11}{2} - 2 \ln(x(1-x)) + 6 \ln \delta \right]. \end{aligned} \quad (2.19)$$

Adding (2.15) and (2.19) gives the total UV divergence from virtual corrections to single splitting:

$$\left[\Delta \frac{d\Gamma}{dx} \right]_{g \rightarrow gg}^{\text{NLO}} \approx -\left[\frac{d\Gamma}{dx} \right]^{\text{LO}} \frac{\beta_0 \alpha_s}{\epsilon} \quad (2.20)$$

¹⁵ This is shown explicitly by summing the individually divergent time-order diagrams in eq. (5.20) of [23].

¹⁶ This can be obtained by expanding eq. (F.42) of ref. [15] in ϵ and replacing η_e there by its definition $\eta_e \equiv y_e/(1-x_e)$. There was an overall sign error in eq. (F.42) of the original published version of ref. [15], which is treated correctly in the version above.

¹⁷ As discussed after eq. (A5), one must include an absolute value sign in the definition of $P(x)$ in order to make it work with front-end transformations using our conventions.

with

$$\beta_0 = -\frac{11C_A}{6\pi}. \quad (2.21)$$

The β_0 above is the same coefficient that appears in the one-loop beta function for $\alpha_s = g^2/4\pi$:

$$\frac{d\alpha_s}{d(\ln \mu)} = -\frac{(11C_A - 2N_f)}{6\pi} \alpha_s^2, \quad (2.22)$$

where N_f is the number of quark flavors. The N_f term does not appear in (2.21) because we have not included quarks in our calculations, consistent with our choice to work in the large- N_c limit (for N_f fixed).

Note that the UV-IR mixed divergences have canceled between (2.15) and (2.19), as well as the $\ln(x(1-x))$ terms. These cancellations had to occur in order for the total divergence of the virtual diagrams to be absorbed by usual QCD renormalization, as we'll now see.¹⁸

3. Renormalization

Following ref. [15],¹⁹ we find it simplest to implement renormalization in this calculation by imagining that all diagrams have been calculated using the bare (unrenormalized) coupling and then rewriting $(\alpha_s)_{\text{bare}}$ in terms of $(\alpha_s)_{\text{ren}}$. For the $\overline{\text{MS}}$ -renormalization scheme, that's

$$\alpha_s^{\text{bare}} = \alpha_s^{\text{ren}} + \frac{\beta_0}{2} (\alpha_s^{\text{ren}})^2 \left(\frac{2}{\epsilon} - \gamma_E + \ln(4\pi) \right) + O(\alpha_s^3). \quad (2.23)$$

When expressed in terms of renormalized α_s , the $1/\epsilon$ divergences should then cancel in the combination²⁰

$$\left[\Delta \frac{d\Gamma}{dx} \right]_{g \rightarrow gg}^{\text{LO+NLO}} \equiv \left[\frac{d\Gamma}{dx} \right]^{\text{LO, bare}} + \left[\Delta \frac{d\Gamma}{dx} \right]_{g \rightarrow gg}^{\text{NLO, bare}} \quad (2.24)$$

¹⁸ There is something sloppy one might have tried in the preceding calculations that would have failed to produce the correct UV divergences, which we mention here as a caution to others because we unthinkingly tried it on our first attempt at this calculation. Suppose that we had set δ to zero in all the integration limits so that each IR-divergent integral we've done was divergent and ill-defined. Then suppose that in each integral we scaled the integration variable y so that each integral was now from 0 to 1, e.g. $\int_0^{1-x} dy f(y) \rightarrow (1-x) \int_0^1 dy f((1-x)y)$ and similarly for $x \rightarrow 1-x$. Now that the integration limits are the same, one could add together all the integrands for all the diagrams. The combined integral would be convergent but does not give the correct result (2.20). That's because one can get any incorrect answer by manipulating sums of ill-defined integrals. To properly regularize a theory, one must first independently define the cut-off on the theory (in this case the IR cutoff on longitudinal momenta) and only then add up all diagrams calculated with that cut-off.

¹⁹ Specifically section 4.3.4 and footnote 26 of that reference. Our β_0 here corresponds to $2N_f\alpha_{\text{EM}}/3\pi$ in QED.

²⁰ Though the $[\Delta d\Gamma/dx]_{g \rightarrow gg}^{\text{LO+NLO}}$ defined in (2.24) is UV finite, it is power-law IR divergent. Only in combination of the $g \rightarrow gg$ rates with $g \rightarrow ggg$ rates, such as (1.5), are power-law IR divergences eliminated, leaving double-log IR divergences.

through order α_s^2 . Since the leading-order $[d\Gamma/dx]^{\text{bare}}$ is proportional to α_s^{bare} , (2.23) gives

$$\left[\frac{d\Gamma}{dx}\right]^{\text{LO,bare}} = \left[\frac{d\Gamma}{dx}\right]^{\text{LO,ren}} + \frac{\beta_0\alpha_s^{\text{ren}}}{2} \left[\frac{d\Gamma}{dx}\right]_{d=2-\epsilon}^{\text{LO,ren}} \left(\frac{2}{\epsilon} - \gamma_E + \ln(4\pi)\right) + O(\alpha_s^3). \quad (2.25)$$

Note that, because it is multiplied by $2/\epsilon$, we will need to use a $d=2-\epsilon$ formula for $[d\Gamma/dx]^{\text{LO}}$ in the last term above, as indicated by the subscript. We can now use (2.25) to regroup terms in (2.24) to write the LO+NLO $g \rightarrow gg$ rate in terms of $\overline{\text{MS}}$ renormalized quantities as

$$\left[\Delta \frac{d\Gamma}{dx}\right]_{g \rightarrow gg}^{\text{LO+NLO}} = \left[\frac{d\Gamma}{dx}\right]^{\text{LO,ren}} + \left[\Delta \frac{d\Gamma}{dx}\right]_{g \rightarrow gg}^{\text{NLO,ren}} \quad (2.26)$$

with

$$\left[\Delta \frac{d\Gamma}{dx}\right]_{g \rightarrow gg}^{\text{NLO,ren}} = \left[\Delta \frac{d\Gamma}{dx}\right]_{g \rightarrow gg}^{\text{NLO,bare}} + \frac{\beta_0\alpha_s^{\text{ren}}}{2} \left[\frac{d\Gamma}{dx}\right]_{d=2-\epsilon}^{\text{LO,ren}} \left(\frac{2}{\epsilon} - \gamma_E + \ln(4\pi)\right). \quad (2.27)$$

One can see from (2.20) that the $1/\epsilon$ poles indeed cancel in this renormalized $[\Delta d\Gamma/dx]^{\text{NLO}}$.

There are many equivalent ways to introduce the $\overline{\text{MS}}$ renormalization scale into the renormalization procedure outlined above. Following ref. [15],²¹ we will introduce it by writing the dimensionful bare $g^2/4\pi$ in $4-\epsilon$ spacetime dimensions as $\mu^\epsilon \alpha_s^{\text{bare}}$, where α_s^{bare} is the usual dimensionless coupling for 4 spacetime dimensions. As a result, every power of α_s in our unrenormalized calculations comes with a power of μ^ϵ which, if multiplied by a $1/\epsilon$ UV divergence and expanded in ϵ , will generate the correct logarithms $\ln \mu$ of the renormalization scale in our results, as we detail next.

4. Organization of Renormalized Results

Formulas for the NLO $g \rightarrow gg$ rate are given in appendix A3. Because of the fact that multiple diagrams contribute to cancellation of $1/\epsilon$ poles in ways that are not particularly simple diagram by diagram, we have organized our renormalized result for $[d\Gamma/dx]_{g \rightarrow gg}^{\text{NLO,ren}}$ slightly differently than the QED case of ref. [15], in a way that we will explain here.

Also, we would like to write renormalized formulas in appendix A3 in a way that makes transparent the dependence on explicit renormalization scale logarithms $\ln \mu$. The running (2.22) of α_s , plus the fact that the leading-order rate is proportional to α_s , implies that the renormalized NLO rate must have explicit μ dependence

$$\left[\Delta \frac{d\Gamma}{dx}\right]_{g \rightarrow gg}^{\text{NLO,ren}} = - \left[\frac{d\Gamma}{dx}\right]^{\text{LO}} \beta_0 \alpha_s \ln \mu + \dots \quad (2.28)$$

in order to cancel the implicit μ dependence $d\alpha_s/d(\ln \mu) = \beta_0 \alpha_s^2$ of $\alpha_s(\mu)$ from the LO rate. In contrast, the NLO bare rate $[\Delta d\Gamma/dx]_{g \rightarrow gg}^{\text{NLO,bare}}$ is proportional to $(\mu^\epsilon \alpha_s)^2$, and so its divergence (2.20) generates

$$\left[\Delta \frac{d\Gamma}{dx}\right]_{g \rightarrow gg}^{\text{NLO,bare}} = -\mu^{2\epsilon} \left[\frac{d\Gamma}{dx}\right]_{d=2}^{\text{LO}} \frac{\beta_0 \alpha_s}{\epsilon} + \dots = - \left[\frac{d\Gamma}{dx}\right]_{d=2}^{\text{LO}} \frac{\beta_0 \alpha_s}{\epsilon} - 2 \left[\frac{d\Gamma}{dx}\right]^{\text{LO}} \beta_0 \alpha_s \ln \mu + \dots \quad (2.29)$$

²¹ See in particular the discussion of eq. (F.31) of ref. [15].

The difference between the $\ln \mu$ terms of (2.28) and (2.29) is made up by the last term of the renormalization (2.27), as we'll now make explicit while also keeping track of all $O(\epsilon^0)$ pieces of the conversion.

To start, we need the $d=2-\epsilon$ dimensional result for the leading-order single splitting process, which appears in (2.27). We'll find it convenient to write this as

$$\left[\frac{d\Gamma}{dx} \right]_{d=2-\epsilon}^{\text{LO}} = 2 \text{Re} \left[\frac{d\Gamma}{dx} \right]_{d=2-\epsilon}^{x\bar{x}}, \quad (2.30a)$$

where complex-valued $[d\Gamma/dx]_{x\bar{x}}$ is the result for the $x\bar{x}$ diagram of fig. 3:²²

$$\begin{aligned} \left[\frac{d\Gamma}{dx} \right]_{d=2-\epsilon}^{x\bar{x}} &= -\frac{\mu^\epsilon \alpha_s d}{8\pi} P(x) \text{B}\left(\frac{1}{2} + \frac{d}{4}, -\frac{d}{4}\right) \left(\frac{2\pi}{M_0 \Omega_0} \right)^{\epsilon/2} i\Omega_0 \\ &= \frac{\alpha_s}{2\pi} P(x) i\Omega_0 \left[1 + \frac{\epsilon}{2} \ln \left(\frac{\pi \mu^2}{M_0 \Omega_0} \right) + O(\epsilon^2) \right]. \end{aligned} \quad (2.30b)$$

Here $\text{B}(x, y) \equiv \Gamma(x) \Gamma(y) / \Gamma(x+y)$ is the Euler Beta function; we use the short-hand notations Ω_0 and M_0 for

$$\Omega_0 \equiv \Omega_{-1, x, 1-x} = \sqrt{\frac{-i\hat{q}_A}{2E} \left(-1 + \frac{1}{x} + \frac{1}{1-x} \right)} = \sqrt{\frac{-i(1-x+x^2)\hat{q}_A}{2x(1-x)E}}, \quad (2.31)$$

$$M_0 \equiv M_{-1, x, 1-x} = x(1-x)E; \quad (2.32)$$

and the DGLAP $g \rightarrow gg$ splitting function $P(x)$, given by (A5), is independent of dimension (see appendix C). Using (2.30), we rewrite the renormalized rate (2.27) as

$$\left[\Delta \frac{d\Gamma}{dx} \right]_{g \rightarrow gg}^{\text{NLO, ren}} = \left[\frac{d\Gamma}{dx} \right]_{\text{ren log}} + \left[\Delta \frac{d\Gamma}{dx} \right]_{g \rightarrow gg}^{\overline{\text{NLO}}} \quad (2.33)$$

with

$$\left[\frac{d\Gamma}{dx} \right]_{\text{ren log}} \equiv -\beta_0 \alpha_s \text{Re} \left(\left[\frac{d\Gamma}{dx} \right]_{d=2}^{x\bar{x}} \left[\ln \left(\frac{\mu^2}{\Omega_0 E} \right) + \ln \left(\frac{x(1-x)}{4} \right) + \gamma_E \right] \right) \quad (2.34)$$

and

$$\left[\Delta \frac{d\Gamma}{dx} \right]_{g \rightarrow gg}^{\overline{\text{NLO}}} \equiv \left[\Delta \frac{d\Gamma}{dx} \right]_{g \rightarrow gg}^{\text{NLO, bare}} + 2\beta_0 \alpha_s \text{Re} \left(\left[\frac{d\Gamma}{dx} \right]_{d=2}^{x\bar{x}} \left[\frac{1}{\epsilon} + \ln \left(\frac{\pi \mu^2}{\Omega_0 E} \right) \right] \right). \quad (2.35)$$

The first term $[d\Gamma/dx]_{\text{ren log}}$ of (2.33) contains the correct explicit $\ln \mu$ dependence of (2.28). The second term $[d\Gamma/dx]^{\overline{\text{NLO}}}$ has, by virtue of (2.29), no net divergence $1/\epsilon$ and no net

²² Specifically, eqs. (3.1), (3.2) and (3.7) of ref. [23] give (2.30) above, except one needs to include the factor of μ^ϵ discussed previously. See also the QED version in eq. (F.44) of ref. [15].

explicit dependence on $\ln \mu$. In appendix A 3, we implement this combination (2.35) by grouping all $1/\epsilon$ pieces of our unrenormalized calculations into the form

$$\sigma_{\text{bare}} \left(\frac{1}{\epsilon} + \ln \left(\frac{\pi \mu^2}{\Omega_0 E} \right) \right). \quad (2.36)$$

Setting $\sigma_{\text{bare}}=1$ displays unrenormalized formulas for $[d\Gamma/dx]^{\text{NLO}}$. Setting $\sigma_{\text{bare}}=0$ instead implements the combination $[d\Gamma/dx]^{\overline{\text{NLO}}}$ of (2.35) once all diagrams are summed over. In this way, appendix A 3 simultaneously presents both bare and renormalized expressions for NLO $g \rightarrow gg$.

For later convenience, we find it useful to also define

$$\left[\frac{d\Gamma}{dx} \right]_{g \rightarrow gg}^{\overline{\text{LO}}} \equiv \left[\frac{d\Gamma}{dx} \right]_{g \rightarrow gg}^{\text{LO,ren}} + \left[\frac{d\Gamma}{dx} \right]_{\text{ren log}} \quad (2.37)$$

so that we can rewrite (2.26) as

$$\left[\Delta \frac{d\Gamma}{dx} \right]_{g \rightarrow gg}^{\text{LO+NLO}} = \left[\frac{d\Gamma}{dx} \right]_{g \rightarrow gg}^{\overline{\text{LO}}} + \left[\Delta \frac{d\Gamma}{dx} \right]_{g \rightarrow gg}^{\overline{\text{NLO}}}. \quad (2.38)$$

This is the meaning behind the notation we used back in (1.5). The notation is convenient because, for our final renormalized $g \rightarrow gg$ results listed in appendix A, the notation distinguishes the parts $[\Delta d\Gamma/dx]^{\overline{\text{NLO}}}$ of our results that are expressed in terms of y integrals,²³ like in (1.6), from the parts $[d\Gamma/dx]^{\overline{\text{LO}}}$ above that are not.

III. IR DIVERGENCES IN ENERGY LOSS CALCULATIONS

We now discuss in detail how the IR behavior of various measures of the development of in-medium high-energy QCD parton showers depends only on the combination

$$v(x, y) + \frac{1}{2}r(x, y) \approx -\frac{C_A \alpha_s}{8\pi} \left[\frac{d\Gamma}{dx} \right]^{\text{LO}} \frac{\ln y}{y} \quad (3.1)$$

of virtual and real diagrams introduced in (1.11), for which power-law IR divergences cancel. In this section, \approx indicates an equality that is valid at leading-log order.

A. General shower evolution

We start by looking generally at the evolution of the distribution of partons in such a shower. This will generalize, to NLO, similar methods that have been applied by Blaizot et al. at leading order [31, 32].²⁴

²³ Specifically, $[\Delta d\Gamma/dx]^{\overline{\text{NLO}}}$ is given by (A52) and the formulas following it with $\sigma_{\text{bare}} = 0$.

²⁴ See also earlier leading-order work by Jeon and Moore [33], which avoided the \hat{q} approximation and treated the quark-gluon plasma as weakly coupled.

In what follows, let E_0 be the energy of the initial parton that starts the entire shower. We will let ζE_0 refer to the energy of some parton in the shower as the shower develops, and we will refer to the distribution of shower partons in ζ at time t as $N(\zeta, E_0, t)$. Formally, the total number of partons remaining in the shower at time t is then $\int_0^1 d\zeta N(\zeta, E_0, t)$, but this particular integral is IR divergent, not least because some fraction of the energy of the shower will have come to a stop in the medium ($\zeta=0$) and thermalized by time t . However, one may also use $N(\zeta, E_0, t)$ to calculate IR-safe characteristics of the shower, including $N(\zeta, E_0, t)$ itself for fixed $\zeta > 0$.²⁵

1. Basic Evolution Equation

The basic evolution equation to start with is (see appendix B for some more detail)²⁶

$$\frac{\partial}{\partial t} N(\zeta, E_0, t) = -\Gamma(\zeta E_0) N(\zeta, E_0, t) + \int_{\zeta}^1 \frac{dx}{x} \left[\frac{d\Gamma}{dx} \left(x, \frac{\zeta E_0}{x} \right) \right]_{\text{net}} N\left(\frac{\zeta}{x}, E_0, t\right), \quad (3.2)$$

where

$$\left[\frac{d\Gamma}{dx} (x, E) \right]_{\text{net}} \quad (3.3)$$

refers to the net rate (1.5) to produce one daughter of energy $x E$ (plus any other daughters) via single splitting or overlapping double splitting from a parton of energy E . The total splitting rate Γ in the loss term is

$$\Gamma(E) = \frac{1}{2!} \int_0^1 dx \left\{ \left[\frac{d\Gamma}{dx} \right]^{\overline{\text{LO}}} + \left[\Delta \frac{d\Gamma}{dx} \right]_{g \rightarrow gg}^{\overline{\text{NLO}}} \right\} + \frac{1}{3!} \int_0^1 dx \int_0^{1-x} dy \left[\Delta \frac{d\Gamma}{dx dy} \right]_{g \rightarrow ggg}, \quad (3.4)$$

where the $1/2!$ and $1/3!$ are the final-state identical particle factors for $g \rightarrow gg$ and $g \rightarrow ggg$. The first and second terms in (3.2) are respectively loss and gain terms for $N(\zeta, E_0, t)$. The gain term corresponds to the rate for any higher-energy particle in the shower (energy $\zeta E_0/x$) to split and produce a daughter whose energy is ζE_0 . To keep formulas simple here and throughout this discussion, we will not explicitly write the IR cut-off δ in integration limits.

²⁵ See the leading-order analysis of $N(\zeta, E_0, t)$ in refs. [31, 32]. (Be aware that their analytic results depend on approximating $[d\Gamma/dx]^{\text{LO}}$ by something more tractable.) For a next-to-leading-order example, see the related discussion of charge stopping distance and other moments of the charge stopping distribution for large- N_f QED in appendix C of ref. [10].

²⁶ This equation is only meant to be valid for particle energies ζE large compared to the temperature T of the plasma. In the high-energy and infinite-medium limit that we are working in, the evolution of particles in the shower whose energy has degraded to $\sim T$ has a negligible (i.e. suppressed by a power of T/E) effect on questions about in-medium shower development and calculations of where the shower deposits its energy into the plasma. See, for example, the discussions in refs. [34] and [31]. For discussion of some of the theory issues that would be involved in going beyond this high-energy approximation for single-splitting processes, see, as two examples, refs. [33] and [35].

By comparing (3.4) to (1.5), note that

$$\Gamma(E) \neq \int_0^1 dx \left[\frac{d\Gamma}{dx}(x, E) \right]_{\text{net}} \quad (3.5)$$

because of the different combinatoric factors involved in how $[d\Gamma/dx]_{\text{net}}$ is defined. This is related to the fact that (3.2) should not conserve the total number of partons: each $g \rightarrow gg$ should add a parton, and each $g \rightarrow ggg$ should add two partons.²⁷

The various pieces that go into the calculation of the right-hand side of the evolution equation (3.2) have various power-law IR divergences which cancel in the combination of all the terms. We now focus on identifying those divergences and showing how to reorganize (3.2) into an equivalent form where power-law IR divergences are eliminated from the integrals that must be done.

2. $x \rightarrow 0$ or 1 divergences at leading order

To start, let's ignore $\overline{\text{NLO}}$ corrections for a moment and look at the leading-order version of (3.2):

$$\frac{\partial}{\partial t} N(\zeta, E_0, t) \simeq -\Gamma^{\overline{\text{LO}}}(\zeta E_0) N(\zeta, E_0, t) + \int_{\zeta}^1 \frac{dx}{x} \left[\frac{d\Gamma}{dx}(x, \frac{\zeta E_0}{x}) \right]^{\overline{\text{LO}}} N(\frac{\zeta}{x}, E_0, t) \quad (3.6)$$

with

$$\Gamma^{\overline{\text{LO}}}(E) = \frac{1}{2!} \int_0^1 dx \left[\frac{d\Gamma}{dx} \right]^{\overline{\text{LO}}}. \quad (3.7)$$

The leading-order rate $[d\Gamma/dx]^{\text{LO}}$ diverges as

$$\left[\frac{d\Gamma}{dx} \right]^{\text{LO}} \sim \frac{1}{[x(1-x)]^{3/2}} \quad \text{as } x \rightarrow 0 \text{ or } 1 \quad (3.8)$$

[see eq. (2.16) with $\epsilon=0$]. Up to logarithmic factors, this divergence is the same for $[d\Gamma/dx]^{\overline{\text{LO}}}$ (2.37) as well. This means that the integral (3.7) that gives the total rate $\Gamma^{\overline{\text{LO}}}$ generates power-law IR divergences from both the $x \rightarrow 0$ and $x \rightarrow 1$ parts of the integration region. In contrast, the integral for the gain term in (3.6) runs from $\zeta > 0$ to 1 and so only generates a divergence from the $x \rightarrow 1$ behavior. That means that we cannot get rid of the IR divergences simply by directly combining the integrands. However, if we first use the identical final-particle symmetry $x \leftrightarrow 1-x$ of $[d\Gamma/dx]^{\overline{\text{LO}}}$ to rewrite (3.7) as

$$\Gamma^{\overline{\text{LO}}}(E) = \int_{1/2}^1 dx \left[\frac{d\Gamma}{dx} \right]^{\overline{\text{LO}}}, \quad (3.9)$$

²⁷ One way to see this clearly is to over-simplify the problem by *pretending* that splitting rates did not depend on energy E , then integrate both sides of (3.2) over ζ , and rewrite $\int_0^1 d\zeta \int_{\zeta}^1 dx/x = \int_0^1 dx \int_0^1 d\bar{\zeta}$ with $\bar{\zeta} \equiv \zeta/x$. Formally, this would give $\partial \mathcal{N}/\partial t = +(\Gamma_{g \rightarrow gg} + 2 \Delta \Gamma_{g \rightarrow ggg}) \mathcal{N}$, where \mathcal{N} is the total number of partons in the shower and $\Gamma_{g \rightarrow gg} \equiv \Gamma^{\text{LO}} + \Delta \Gamma_{g \rightarrow gg}^{\text{NLO}}$. From the coefficients +1 and +2 of $\Gamma_{g \rightarrow gg}$ and $\Delta \Gamma_{g \rightarrow ggg}$ in this expression, one can see explicitly the number of partons added by each type of process.

then we can combine the loss and gain terms in (3.6) into

$$\begin{aligned} \frac{\partial}{\partial t} N(\zeta, E_0, t) \simeq \int_0^1 dx \left\{ - \left[\frac{d\Gamma}{dx}(x, \zeta E_0) \right]^{\overline{\text{LO}}} N(\zeta, E_0, t) \theta(x > \tfrac{1}{2}) \right. \\ \left. + \left[\frac{d\Gamma}{dx}(x, \tfrac{\zeta E_0}{x}) \right]^{\overline{\text{LO}}} N(\tfrac{\zeta}{x}, E_0, t) \frac{\theta(x > \zeta)}{x} \right\}. \quad (3.10) \end{aligned}$$

Similar to (1.7), we have implemented the actual limits of integration here using step functions $\theta(\dots)$ so that we may combine the integrands. Because of the θ functions, the integrand has no support for $x \rightarrow 0$ and so no divergence associated with $x \rightarrow 0$. Because we have combined the integrands, however, one can see that the integrand behaves like $1/(1-x)^{1/2}$ instead of $1/(1-x)^{3/2}$ (3.8) as $x \rightarrow 1$ because of cancellation in that limit between the loss and gain contributions. So the form (3.10) has the advantage that the integral is completely convergent, and there are no IR divergences in this equation for any given $\zeta > 0$.

3. $y \rightarrow 0$ divergences at NLO

As discussed in section IB, $g \rightarrow ggg$ and NLO $g \rightarrow gg$ processes generate power-law IR divergences as the energy of the softest real or virtual gluon (whose longitudinal momentum fraction we often arrange to correspond to the letter y) goes to zero. We have already discussed how those power-law IR divergences cancel in the combination $[\Delta d\Gamma/dx]_{\text{net}}^{\overline{\text{NLO}}}$ (1.7), which is the combination that appears in the NLO contribution to the gain term in the evolution equation (3.2). But the loss term involves a different combination Γ (3.4) of real and virtual diagrams, and so we must check that a similar cancellation occurs there.

Recalling that our NLO $g \rightarrow gg$ diagrams consist of our Class I diagrams (fig. 4), their $x \rightarrow 1-x$ cousins, and our class II diagrams (fig. 5), the NLO contribution to the total rate (3.4) is, in more detail,

$$\begin{aligned} \Delta\Gamma^{\overline{\text{NLO}}}(E) = \frac{1}{2!} \int_0^1 dx \left\{ \left(\int_0^{1-x} dy \left[\Delta \frac{d\Gamma}{dx dy} \right]_{\text{virt I}} \right) + (x \rightarrow 1-x) + \int_0^1 dy \left[\Delta \frac{d\Gamma}{dx dy} \right]_{\text{virt II}} \right\} \\ + \frac{1}{3!} \int_0^1 dx \int_0^{1-x} dy \left[\Delta \frac{d\Gamma}{dx dy} \right]_{g \rightarrow ggg}. \quad (3.11) \end{aligned}$$

[Compare and contrast to (1.5b).] Fig. 13 shows the various integration regions corresponding to the different terms above and the limits of integration producing IR divergences (which is all of them).

We will now align the location of the IR divergences so that we can eventually combine the different integrals and eliminate power-law divergences. First, note by change $x \rightarrow 1-x$ of integration variables, the “ $(x \rightarrow 1-x)$ ” term in (3.11) gives the same result as the “virt I” term. Second, simultaneously use the $x \rightarrow 1-x$ and $y \rightarrow 1-y$ symmetries of Class II diagrams to divide the integration region of fig. 13c in half diagonally, giving

$$\begin{aligned} \Delta\Gamma^{\overline{\text{NLO}}}(E) = \int_0^1 dx \int_0^{1-x} dy \left\{ \left[\Delta \frac{d\Gamma}{dx dy} \right]_{\text{virt I}} + \left[\Delta \frac{d\Gamma}{dx dy} \right]_{\text{virt II}} \right\} \\ + \frac{1}{3!} \int_0^1 dx \int_0^{1-x} dy \left[\Delta \frac{d\Gamma}{dx dy} \right]_{g \rightarrow ggg}. \quad (3.12) \end{aligned}$$

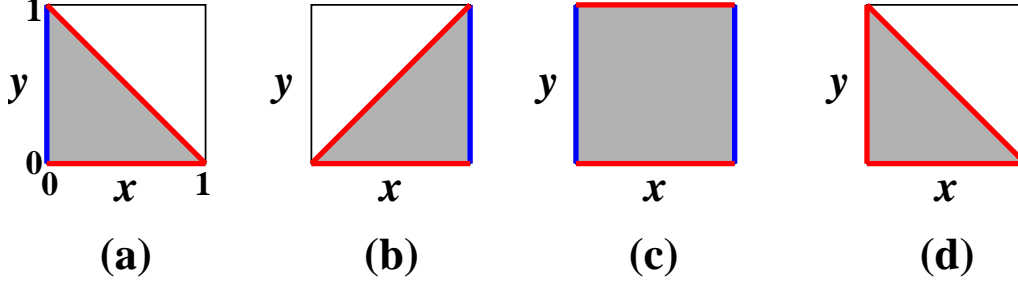


FIG. 13: The integration regions (shaded) for the various terms in (3.11) corresponding to (a) Class I virtual diagrams, (b) their $x \rightarrow 1-x$ cousins, (c) Class II virtual diagrams, and (d) $g \rightarrow ggg$ diagrams. The colored lines correspond to limits of the integration regions, which generate IR divergences. See the caption of fig. 15 for the distinction between the red vs. blue lines here.

For the NLO $g \rightarrow gg$ contributions, we now divide the integration region into (i) $0 < y < (1-x)/2$ and (ii) $(1-x)/2 < y < 1-x$ and change integration variables $y \rightarrow z = 1-x-y$ in the latter, similar to the manipulations used earlier to obtain (1.7). For the $g \rightarrow ggg$ contributions, note that permutation symmetry for the three final daughters (x, y, z) implies the integral over each of the six regions shown in fig. 14 is the same. We can therefore replace the integral over all six regions by three times the integral over the bottom two, depicted by the shaded region of fig. 15d. [We will see later the advantage of integrating over these two regions instead of reducing the integral to just one region.] Eq. (3.12) can then be written as

$$\Delta\Gamma^{\overline{\text{NLO}}}(E) = \int_0^1 dx \int_0^{1/2} dy \left\{ v(x, y) \theta(y < \frac{1-x}{2}) + \frac{1}{2} r(x, y) \theta(y < x) \theta(y < \frac{1-x}{2}) \right\}, \quad (3.13)$$

with v and r defined as in (1.8). We will find it convenient to change integration variable $x \rightarrow 1-x$ in the first term and rewrite the equation as

$$\Delta\Gamma^{\overline{\text{NLO}}}(E) = \int_0^1 dx \int_0^{1/2} dy \left\{ v(1-x, y) \theta(y < \frac{x}{2}) + \frac{1}{2} r(x, y) \theta(y < x) \theta(y < \frac{1-x}{2}) \right\}. \quad (3.14)$$

The integration regions corresponding to the two terms in (3.14) are shown in fig. 15, where the only IR divergences correspond to $y \rightarrow 0$ or $x \rightarrow 1$.

The rationale for the last change was to convert $x \rightarrow 0$ divergences into $x \rightarrow 1$ divergences (the blue line in fig. 15), which we will later see then cancel similar $x \rightarrow 1$ divergences in the gain term of the evolution equation. For the moment, however, we focus only on the $y \rightarrow 0$ divergences of (3.14), depicted by the red lines in fig. 15. In the limit $y \rightarrow 0$ (for fixed x), the integrand in (3.14) approaches

$$v(1-x, y) + \frac{1}{2} r(x, y) = v(1-x, y) + \frac{1}{2} r(z, y) \simeq v(1-x, y) + \frac{1}{2} r(1-x, y), \quad (3.15)$$

where the first equality follows because $g \rightarrow ggg$ is symmetric under permutations of (x, y, z) . The right-hand side of (3.15) is the same combination as (1.11) but with $x \rightarrow 1-x$. In fig. 8, we verified numerically that $y^{-3/2}$ divergences (which generate power-law IR divergences when integrated) indeed cancel in this combination, leaving behind the double-log divergence

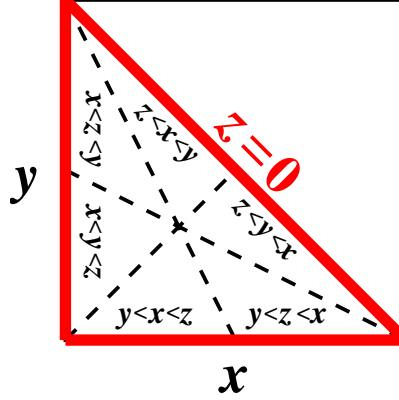


FIG. 14: Equivalent integration regions for $g \rightarrow ggg$ corresponding to permutations of the daughters (x, y, z) . The common vertex of these regions is at $(x, y, z) = (\frac{1}{3}, \frac{1}{3}, \frac{1}{3})$.

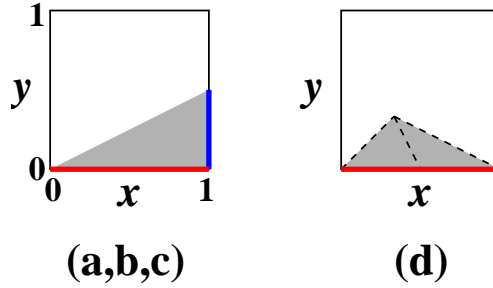


FIG. 15: The integration regions in (3.14). The labels (a,b,c) and (d) correspond to the original origin of these terms in fig. 13. Colored lines again denote limits of integration associated with IR divergences. Power-law divergences associated with the red lines above cancel each other in (3.14). Blue line divergences only cancel when loss and gain terms are combined in (3.16c). The origins of the red vs. blue divergences here are depicted by the red vs. blue lines in fig. 13.

shown in (1.11) [which happens to be symmetric under $x \rightarrow 1-x$]. Interested readers can find non-numerical information on how the $y^{-3/2}$ divergences cancel in appendix E.

One can now see why we did not replace the integral of $r(x, y)$ over the two sub-regions shown in fig. 15 by, for example, twice the integral of just the left-hand sub-region ($x < y < z$). If we had done the latter, there would be no r term for $x > 1/2$ and so nothing would cancel the $y^{-3/2}$ divergence of $v(1-x, y)$ for $x > 1/2$. We had to be careful how we organized things to achieve our goal that the y integral in (3.14) not generate a power-law IR divergence for any value of x .

Next, we turn to our final goal for this section of showing that the integrals in the evolution equation for $N(\zeta, E_0, t)$ can be arranged to directly avoid power-law IR divergences for the entire integration over *both* x and y .

4. $x \rightarrow 0$ or 1 divergences at NLO

By using (1.7), (3.10), and (3.14) in the shower evolution equation (3.2), we can now combine integrals to avoid all power-law divergences:

$$\frac{\partial}{\partial t} N(\zeta, E_0, t) = \mathcal{S}^{\overline{\text{LO}}} + \mathcal{S}^{\overline{\text{NLO}}} \quad (3.16a)$$

where

$$\begin{aligned} \mathcal{S}^{\overline{\text{LO}}} = \int_0^1 dx \left\{ - \left[\frac{d\Gamma}{dx}(x, \zeta E_0) \right]^{\overline{\text{LO}}} N(\zeta, E_0, t) \theta(x > \tfrac{1}{2}) \right. \\ \left. + \left[\frac{d\Gamma}{dx}(x, \tfrac{\zeta E_0}{x}) \right]^{\overline{\text{LO}}} N(\tfrac{\zeta}{x}, E_0, t) \frac{\theta(x > \zeta)}{x} \right\} \end{aligned} \quad (3.16b)$$

and

$$\begin{aligned} \mathcal{S}^{\overline{\text{NLO}}} = \int_0^1 dx \int_0^{1/2} dy \left\{ - \left[v(1-x, y) \theta(y < \tfrac{x}{2}) + \tfrac{1}{2} r(x, y) \theta(y < x) \theta(y < \tfrac{1-x}{2}) \right] N(\zeta, E_0, t) \right. \\ \left. + \left[v(x, y) \theta(y < \tfrac{1-x}{2}) + v(1-x, y) \theta(y < \tfrac{x}{2}) + r(x, y) \theta(y < \tfrac{1-x}{2}) \right] N(\tfrac{\zeta}{x}, E_0, t) \frac{\theta(x > \zeta)}{x} \right\}. \end{aligned} \quad (3.16c)$$

We've previously seen that the LO piece $\mathcal{S}^{\overline{\text{LO}}}$ is free of divergences. And we've seen that the loss and gain terms of the NLO piece $\mathcal{S}^{\overline{\text{NLO}}}$ are each free of power-law divergences associated with $y \rightarrow 0$ (with fixed x). Now consider divergences of $\mathcal{S}^{\overline{\text{NLO}}}$ associated with the behavior of x . The integrand in (3.16c) has no support as $x \rightarrow 0$ (fixed y). And for $x \rightarrow 1$ (fixed y), there is a cancellation between the loss and gain terms. So there is no divergence of $\mathcal{S}^{\overline{\text{NLO}}}$ associated with $x \rightarrow 0$ or $x \rightarrow 1$.²⁸

In summary, the only IR divergences coming from $\mathcal{S}^{\overline{\text{NLO}}}$ are the uncanceled double-log divergences associated with $y \rightarrow 0$.

B. Absorbing double logs into \hat{q} and comparison with known results

Refs. [7–9] have previously performed leading-log calculations of overlap corrections and shown that the double-log IR divergences can be absorbed into the medium parameter \hat{q} . We will now verify that the double-log piece of our results produces the same modification [36] of \hat{q} .

²⁸ This statement relies on the observation that the various NLO $g \rightarrow gg$ differential rates making up $v(x, y)$ diverge no faster than $s^{-3/2}$ as some parton with longitudinal momentum fraction s becomes soft, e.g. $(1-x)^{-3/2}$ as $x \rightarrow 1$. The cancellation between the gain and loss terms in (3.16c) reduces that by one power, to $(1-x)^{-1/2}$, which is an integrable singularity and so generates no divergence for (3.16c).

1. Double-log correction for $[d\Gamma/dx]_{\text{net}}$

Let's start with the relatively simple situation of the $[d\Gamma/dx]_{\text{net}}$ introduced in section IB. From the discussion of (1.7) through (1.11), the double-log divergence of the NLO contribution to $[d\Gamma/dx]_{\text{net}}$ is given by²⁹

$$\left[\frac{d\Gamma}{dx}\right]_{\text{net}}^{\text{NLO}} \approx -\frac{C_A\alpha_s}{4\pi} \left[\frac{d\Gamma}{dx}\right]^{\text{LO}} \int_{\delta}^{1/2} dy \frac{\ln y}{y} \approx \frac{C_A\alpha_s}{8\pi} \ln^2 \delta, \quad (3.17)$$

where we have re-introduced our sharp IR cut-off δ . Combining (3.17) with $[d\Gamma/dx]_{\text{net}} = [d\Gamma/dx]^{\text{LO}} + [d\Gamma/dx]_{\text{net}}^{\text{NLO}}$ gives

$$\left[\frac{d\Gamma}{dx}\right]_{\text{net}} \simeq \left[1 + \frac{C_A\alpha_s}{8\pi} \ln^2 \delta\right] \left[\frac{d\Gamma}{dx}\right]^{\text{LO}}. \quad (3.18)$$

Since $[d\Gamma/dx]^{\text{LO}} \propto \sqrt{\hat{q}/E}$ [see (2.12) and (2.16)], the double-log correction above can be absorbed at this order by replacing \hat{q} by

$$\hat{q}_{\text{eff}} = \left[1 + \frac{C_A\alpha_s}{4\pi} \ln^2 \delta\right] \hat{q}. \quad (3.19)$$

The corresponding leading-log modification of \hat{q} from earlier literature [7–9, 36] is usually expressed in the final form

$$\hat{q}_{\text{eff}}(L) = \left[1 + \frac{C_A\alpha_s}{2\pi} \ln^2\left(\frac{L}{\tau_0}\right)\right] \hat{q}, \quad (3.20)$$

where L is the thickness of the medium and τ_0 is taken to be of order the mean free path for elastic scattering in the medium. In order to compare (3.19) and (3.20), we need to translate.

First, for simplicity, we have been working in the infinite-medium approximation, which assumes that the size of the medium is large compared to all relevant formation lengths. Eq. (3.20) instead focuses on the phenomenologically often-relevant case where the width L of the medium is \lesssim the formation time $t_{\text{form}}(x)$ associated with the harder splitting x . One may convert at leading-log level by considering the boundary case where

$$L \sim t_{\text{form}}(x). \quad (3.21)$$

Parametric substitutions like this inside the arguments of logarithms are adequate for a leading-log analysis.

What remains is to translate between the use of two different types of cut-offs in (3.19) and (3.20): δ and τ_0 . To understand the effect of the cut-offs, it is useful to review where double logs come from in the \hat{q} approximation, at first ignoring the cut-offs altogether. Parametrically, the IR double log arises from an integral of the form

$$\iint \frac{dy}{y} \frac{d(\Delta t)}{\Delta t} \quad (3.22)$$

²⁹ Note that (2.34) has no IR double log contribution, so the distinction between (LO,NLO) and ($\overline{\text{LO}}$, $\overline{\text{NLO}}$) can be ignored for this discussion.

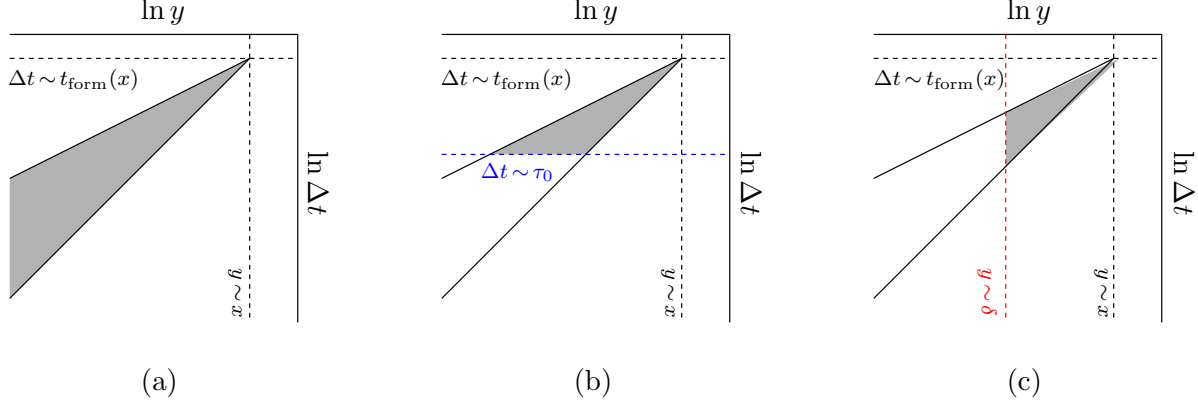


FIG. 16: The region of integration (3.23) giving rise to a double log in the \hat{q} approximation with (a) no cut off, (b) the cut off $\Delta t \sim \tau_0$ used in earlier literature, and (c) the IR regulator $y \sim \delta$ used in our calculations. See text for discussion.

over the integration region shown in fig. 16a, given by³⁰

$$\frac{yE}{\hat{q}L} \ll \Delta t \ll t_{\text{form}}(y). \quad (3.23a)$$

Using $t_{\text{form}}(y) \sim \sqrt{yE/\hat{q}}$ for small y , these inequalities can be equivalently expressed as a range on y :

$$\frac{\hat{q}(\Delta t)^2}{E} \ll y \ll \frac{\hat{q}L \Delta t}{E}. \quad (3.23b)$$

Now consider two different ways to evaluate the double logarithm (3.22). The first method is to add a lower cut-off τ_0 on Δt , as in fig. 16b. Using (3.23b), that's

$$\approx \int_{\tau_0}^L \frac{d(\Delta t)}{\Delta t} \int_{\hat{q}(\Delta t)^2/E}^{\hat{q}L \Delta t/E} \frac{dy}{y} = \int_{\tau_0}^L \frac{d(\Delta t)}{\Delta t} \ln\left(\frac{L}{\Delta t}\right) = \frac{1}{2} \ln^2\left(\frac{L}{\tau_0}\right). \quad (3.24)$$

Alternatively, adding a lower cut-off δ on y as in fig. 16c, using (3.21), and assuming $x \leq \frac{1}{2}$ so that parametrically $t_{\text{form}}(x) \sim \sqrt{xE/\hat{q}}$, the double log (3.22) is regulated to

$$\approx \int_{\delta}^x \frac{dy}{y} \int_{yE/\hat{q}L}^{t_{\text{form}}(y)} \frac{d(\Delta t)}{\Delta t} = \int_{\delta}^x \frac{dy}{y} \ln\left(\frac{\hat{q}L t_{\text{form}}(y)}{yE}\right) \approx \int_{\delta}^x \frac{dy}{y} \ln\left(\sqrt{\frac{x}{y}}\right) = \frac{1}{4} \ln^2\left(\frac{\delta}{x}\right). \quad (3.25)$$

When we extract just the double log dependence $\ln^2 \delta$ on the parameter δ , there is no difference (for fixed x) at leading-log order between $\ln^2(\delta/x)$ and $\ln^2 \delta$. At that level, comparison of (3.24) and (3.25) gives the leading-log translation

$$\ln^2\left(\frac{L}{\tau_0}\right) \longrightarrow \frac{1}{2} \ln^2 \delta \quad (3.26)$$

³⁰ Using (3.21) and $t_{\text{form}}(\xi) \sim \sqrt{\xi E/\hat{q}}$ for small ξ , (3.23a) can be put in the form $y\sqrt{E/x\hat{q}} \ll \Delta t \ll \sqrt{yE/\hat{q}}$ presented in eq. (9.3) of ref. [21] for $y \ll x \leq z$. The equivalence, in turn, with notation used in some of the original work on double logs in the NLO LPM effect is discussed in appendix F.1 of ref. [21].

between IR-regularization with τ_0 and δ . Applied to the standard double log result (3.20), this translation exactly reproduces the double log behavior (3.19) of our own results.

We will return to the x dependence of (3.25) when we later examine sub-leading single-log corrections in section IV.

Our δ is simply a formal IR regulator. In contrast, there is a plausible physical reason for using the elastic mean free path τ_0 as an IR regulator at the double log level: The \hat{q} approximation used throughout our discussion and earlier literature is a multiple-scattering approximation that requires long time periods compared to the mean free time between collisions. However, beyond leading-log order, the use of a τ_0 cut-off would be problematic for full NLO calculations. In our calculations, a τ_0 cut-off would interfere with the correct UV-renormalization of α_s , which comes from $\Delta t \rightarrow 0$ (and small enough time scales that even \hat{q} -approximation propagators faithfully reproduce vacuum propagators). So in this paper we have just chosen the formal IR regulator, δ , that seemed most convenient for our calculations.

In order to use IR-regulated results for NLO splitting rates, one must either compute quantities that are IR-safe in the \hat{q} approximation or else make an appropriate matching calculation for soft emission that takes into account how the QCD LPM effect turns off for formation lengths $\lesssim \tau_0$.

2. Physics scales: What if you wanted to take δ more seriously?

Though we are simply taking δ as a formal IR cut-off for calculations involving the \hat{q} approximation, we should mention what the physics scales are where our \hat{q} -based analysis would break down if one used our results for calculations that were sensitive to the value of δ . The situation is complicated because there are potentially two scales to consider, indicated in fig. 17. We have given parametric formulas for those scales for the case of a weakly-coupled quark-gluon plasma. One may translate to a strongly-coupled quark-gluon plasma, in both the figure and the discussion below, simply by erasing the factors of g .

Parametrically, the mean free time between (small-angle) elastic collisions with the medium is $\tau_0 \sim 1/g^2T$, and \hat{q} is $\sim g^4T^3$. Using the limits (3.23b) on y , as well as (3.21) and $t_{\text{form}(x)} \sim \sqrt{x E/\hat{q}}$, one then finds for $\Delta t \sim \tau_0$ the corresponding soft gluon energies yE indicated in the figure.

Our formalism breaks down for yE smaller than the lower limit $yE \sim T$ because gluons of energy T cannot be treated as high-energy compared to the plasma. Note that if one correspondingly chose $\delta \sim T/E$ without also constraining Δt , then the resulting double log region would be larger than has been conventionally assumed in the literature. In contrast, if one chose $\delta \sim \sqrt{xT/E}$, corresponding to the other red line in fig. 17, then one would guarantee that $\Delta t \gtrsim \tau_0$ but the resulting double log region would be smaller than the one used in the literature. There is no choice of δ alone that corresponds to the traditional shaded region of fig. 17.

3. Double-log correction for shower evolution equation

The gain term of the shower evolution equation (3.2) depends only on the combination $[d\Gamma/dx]_{\text{net}}$ of rates, and so the same redefinition (3.19) will absorb the double logarithmic divergence. One expects that this must also work for the loss term in (3.2), which depends

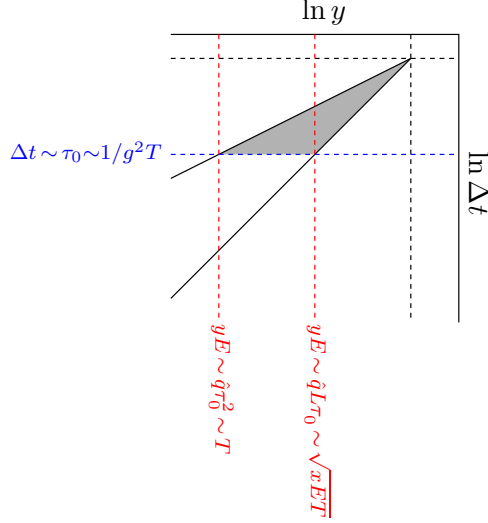


FIG. 17: Parametric scales associated with various features of fig. 16b. The expressions in terms of τ_0 , \hat{q} and L match those of the original work [36] on double log corrections to \hat{q} .

on the combination Γ , but we should make sure. Since we found that only $y \rightarrow 0$ ultimately contributes to the double logarithm in our later version (3.16) of the evolution equation, we can focus on the $y \rightarrow 0$ behavior of the NLO loss term for fixed x , which corresponds to the $y \rightarrow 0$ behavior of the integrand of (3.14) for $\Delta\Gamma^{\text{NLO}}$. Using (3.15) and (1.11), the double log generated by the y integration in (3.14) is

$$\Delta\Gamma^{\text{NLO}} \approx -\frac{C_A\alpha_s}{8\pi} \int_0^1 dx \left[\frac{d\Gamma}{dx} \right]^{\text{LO}} \int_\delta^{1/2} dy \frac{\ln y}{y} \approx \frac{C_A\alpha_s}{16\pi} \int_0^1 dx \left[\frac{d\Gamma}{dx} \right]^{\text{LO}} \ln^2 \delta. \quad (3.27)$$

When combined with the leading-order rate Γ^{LO} given by (3.7), we have

$$\Gamma \approx \frac{1}{2!} \int_0^1 dx \left[1 + \frac{C_A\alpha_s}{8\pi} \ln^2 \delta \right] \left[\frac{d\Gamma}{dx} \right]^{\text{LO}}, \quad (3.28)$$

which indeed involves the same correction to $[d\Gamma/dx]^{\text{LO}}$, and so to \hat{q} , as (3.18).

C. Why not talk about dE/dL ?

In the literature, it is common to discuss energy loss per unit length (dE/dL) for a high-energy particle. This makes sense only if one can unambiguously identify the original particle after a process that has degraded its energy. For many applications of the LPM effect, the energy loss occurs by radiation that is soft compared to the initial particle energy E , and so one can identify the particle afterwards as the only one that still has very high energy. In this paper, however, we have been focused on the case of a very thick medium (thick compared to formation lengths). In that case, hard bremsstrahlung is an important aspect of energy loss. If the two daughters of a splitting have comparable energies, it becomes more difficult to say which is the successor of the original. For a double-splitting process

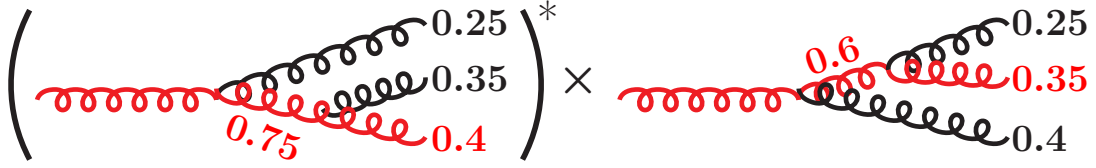


FIG. 18: An example of an interference between two different amplitudes for double splitting $g \rightarrow gg \rightarrow ggg$. The numbers show the energy fractions of gluons relative to the first gluon that initiated the double-splitting process. The red follows the highest-energy daughter of each individual $g \rightarrow gg$ process

beginning with a quark, one can unambiguously (for large N_c) choose to follow the original quark. But, for processes that begin with $g \rightarrow gg$, the distinction is less clear.

One possibility might be to formally define dE/dL for $g \rightarrow gg$ processes by always following after each splitting the daughter gluon that has the highest energy of the two daughters. Unfortunately, this procedure is ill-defined when analyzing the effect of overlapping formation times on successive splittings. Consider the interference shown in fig. 18 of two different amplitudes for double splitting $g \rightarrow gg \rightarrow ggg$. For each amplitude, the red gluon line shows which gluon we would follow by choosing the highest-energy daughter of each individual $g \rightarrow gg$ splitting. The two amplitudes do not agree on which of the final three gluons is the successor of the original gluon. That's not a problem if the individual splittings are well enough separated that the interference can be ignored, i.e. if formation lengths for the individual splittings do not overlap. But since we are interested specifically in calculating such interference, we have no natural way of defining which gluon to follow. This is why we have avoided dE/dL and focused on more general measures of shower evolution.

The above argument generalizes to $g \rightarrow ggg$ points made in ref. [10] about $e \rightarrow \gamma e \rightarrow \bar{e}ee$, $q \rightarrow gq \rightarrow \bar{q}qq$ and $q \rightarrow gq \rightarrow gqq$. However, in those cases, ref. [10] noted that dE/dL was nonetheless well-defined in the large N_f or N_c limits respectively. In contrast, the $g \rightarrow ggg$ interference shown in fig. 18 is unsuppressed in the large- N_c limit.

D. Similar power-law IR cancellations

LPM splitting rates and overlap corrections scale with energy like $\sqrt{\hat{q}/E}$, up to logarithms. For situations where rates are proportional to a power $E^{-\nu}$ of energy, ref. [10] discusses how to derive relatively simple formulas for the stopping distance of a shower, and more generally formulas for various moments of the distribution of where the energy of the shower is deposited. Those formulas can also be adapted to the case where the rates also have single-logarithmic dependence $E^{-\nu} \ln E$. This is adequate for analyzing stopping distances for QED showers [10], but the application to QCD, which has double logs, is unclear. But even for QCD, one can use those stopping length formulas as yet another context in which to explore the cancellation of power-law IR divergences. See appendix F for that analysis.

IV. IR SINGLE LOGARITHMS

A. Numerics

In (1.11) and section III B 1, we extracted the known IR double logarithm from the slope of a straight-line fit to the small- y behavior of our full numerical results when plotted as

$$\frac{v(x, y) + \frac{1}{2}r(x, y)}{\frac{C_A \alpha_s}{8\pi} \left[\frac{d\Gamma}{dx} \right]^{\text{LO}} \frac{1}{y}} \quad (4.1)$$

vs. $\ln y$, as in fig. 8. The sub-leading single-log behavior can be similarly found, for each value of x , from the *intercept* of that straight-line fit. Specifically, refine (1.11) to include single-log effects by writing

$$v(x, y) + \frac{1}{2}r(x, y) \simeq -\frac{C_A \alpha_s}{8\pi} \left[\frac{d\Gamma}{dx} \right]^{\text{LO}} \frac{(\ln y + s(x))}{y}. \quad (4.2)$$

Here, the $y^{-1} \ln y$ term generates the known double-log behavior $\propto \ln^2 \delta$ after integration over y , and the new $s(x) y^{-1}$ term allows for additional single-log behavior $\propto \ln \delta$. Then the combination (4.1) behaves at small y like

$$\frac{v(x, y) + \frac{1}{2}r(x, y)}{\frac{C_A \alpha_s}{8\pi} \left[\frac{d\Gamma}{dx} \right]^{\text{LO}} \frac{1}{y}} \simeq -(\ln y + s(x)). \quad (4.3)$$

The right-hand side represents the straight line fit of fig. 8, and the intercept of that fit at $\ln y = 0$ gives $-s(x)$. Our numerical results for $s(x)$ are shown by circles in fig. 19. Note that $s(x)$ is not symmetric under $x \rightarrow 1-x$. That's because we defined $v(x, y)$ in (1.8a) to contain Class I virtual diagrams but not their $x \rightarrow 1-x$ cousins.

We do not have anything interesting to say about the precise shape of $s(x)$ itself. But we can get to something interesting if we note that our original discussion (1.11) of the small- y behavior of $v(x, y) + \frac{1}{2}r(x, y)$ was in the context of $[d\Gamma/dx]_{\text{net}}$, where $v(x, y) + \frac{1}{2}r(x, y)$ appeared in the $x \leftrightarrow 1-x$ symmetric combination

$$[v(x, y) + \frac{1}{2}r(x, y)] + [x \rightarrow 1-x] \quad (4.4)$$

of (1.10). For this combination, the single log piece corresponds to twice the average

$$\bar{s}(x) \equiv \frac{s(x) + s(1-x)}{2} \quad (4.5)$$

of $s(x)$ over $x \leftrightarrow 1-x$. This $\bar{s}(x)$ is depicted by the diamonds in fig. 19. And even though we currently have only numerical results for $\bar{s}(x)$, we will be able to make some interesting observations about its form by comparing our numerics to an educated guess that we will discuss in a moment.

$[d\Gamma/dx]_{\text{net}}$, and thus $\bar{s}(x)$, also appears in our other discussions of IR behavior, such as the gain term in the evolution equation (3.2) for the gluon distribution $N(\zeta, E_0, t)$. The loss term of that equation depends on the total rate Γ , which treats the two identical daughters

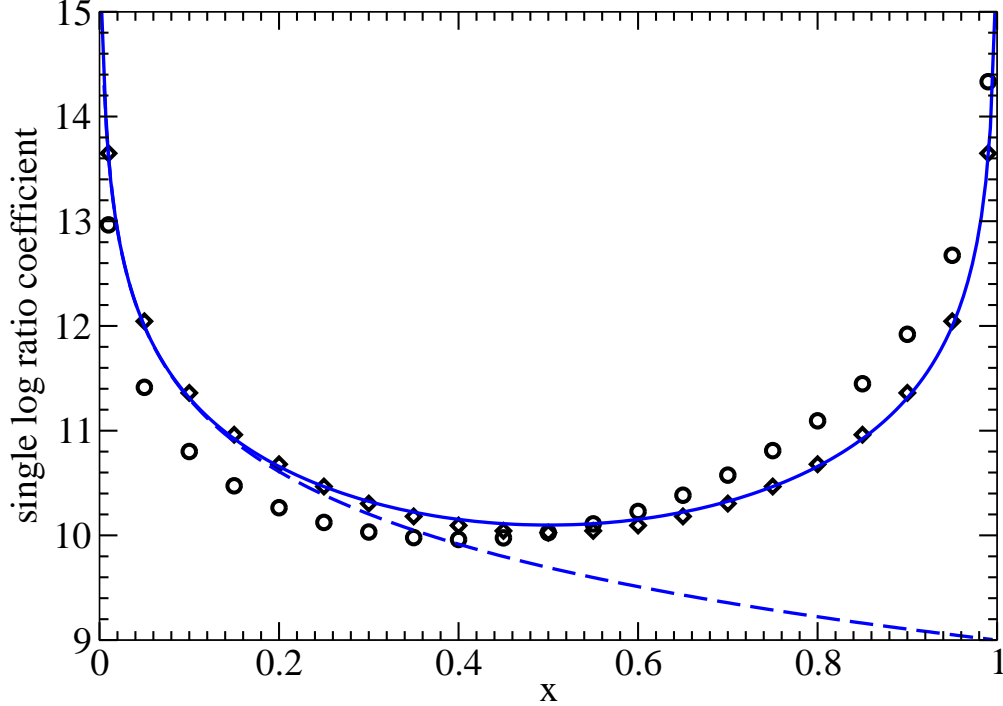


FIG. 19: [See *note added* at end of the main text.] The single-log coefficients s (circles) and \bar{s} (diamonds) as a function of x . The left-most and right-most data points are for $x=0.01$ and $x=0.99$, while all other data points are evenly spaced at $x=0.05, 0.10, 0.15, \dots, 0.85, 0.90, 0.95$. For comparison, the dashed blue curve shows the anticipated small- x behavior (4.9) with constant c fit by (4.10), and the solid blue curve shows the educated guess (4.12) for the full x dependence.

of $g \rightarrow gg$ processes x and $1-x$ on an equal footing.³¹ So $\bar{s}(x)$ is the relevant function for single log divergences, regardless of the fact that we found it convenient to rewrite Γ in (3.16) in a way that obscured the $x \leftrightarrow 1-x$ symmetry of $g \rightarrow gg$ so that we could make more explicit the cancellation of power-law IR divergences.³²

B. Educated guess for form of $\bar{s}(x)$

Let's now return to the issue of x dependence in the translation of the standard double log result $\ln^2(L/\tau_0)$ in (3.24) to the $\ln^2 \delta$ of our calculations in (3.25). Previously, when we compared the two, we ignored the x dependence of the $\ln^2(\delta/x)$ in (3.25). Now keeping

³¹ As was true for $[d\Gamma/dx dy]_{\text{net}}$, the $r(x, y)$ contribution representing $g \rightarrow ggg$ is symmetric in $x \leftrightarrow z \equiv 1-x-y$ rather than $x \leftrightarrow 1-x$, but the difference is unimportant in the $y \rightarrow 0$ limit we are using to extract IR divergences. More specifically, the difference between $r(x, y) = r(1-x-y, y)$ and $r(1-x, y)$ is parametrically smaller as $y \rightarrow 0$ than the $1/y$ terms responsible for the single-log IR divergence under discussion.

³² If desired, one could achieve both goals by replacing the integrand in (3.16) by its average over $x \leftrightarrow 1-x$.

track of that x dependence, the translation (3.26) becomes

$$\ln^2\left(\frac{L}{\tau_0}\right) \longrightarrow \frac{1}{2} \ln^2\left(\frac{\delta}{x}\right). \quad (4.6)$$

Here we assume $x < 1-x$, and the arguments of the double logarithms are only *parametric* estimates. Rewrite the right-hand side of (4.6) as $\ln^2 \Delta$ with $\Delta \sim \delta/x$. For $x \ll 1$, this parametric relation suggests that $\Delta \simeq \# \delta/x$ for some proportionality constant $\#$. So (4.6) suggests that a more precise substitution for $x \ll 1$ would be

$$\ln^2\left(\frac{L}{\tau_0}\right) \longrightarrow \frac{1}{2} \ln^2\left(\# \frac{\delta}{x}\right) = \frac{1}{2} \ln^2 \delta + \left[\ln\left(\frac{1}{x}\right) + \ln \# \right] \ln \delta + (\text{IR convergent}). \quad (4.7)$$

Eq. (4.7) contains information about the small- x dependence of the coefficient of the sub-leading, single IR-logarithm $\ln \delta$.

In a moment, we will attempt to generalize to a guess of the behavior for all values of x , but first let's see how (4.6) compares to our numerics. Consider the logarithms arising from a symmetrized \bar{s} version of (4.2), whose integral over y would be proportional to

$$- \int_{\delta} dy \frac{(\ln y + \bar{s}(x))}{y} = \frac{1}{2} \ln^2 \delta + \bar{s}(x) \ln \delta + (\text{IR convergent}). \quad (4.8)$$

Comparison of (4.7) with (4.8) suggests that

$$\bar{s}(x) \simeq \ln\left(\frac{1}{x}\right) + c \quad (y \ll x \ll 1), \quad (4.9)$$

where $c = \ln \#$ is a constant that is not determined by this argument and must be fit to our numerics. The dashed blue curve in fig. 19 shows (4.9) with*

$$c = 9.0 \quad (4.10)$$

on the graph of our full numerical results. The form (4.9) works well for small x .

To make an educated guess for the full x dependence of $\bar{s}(x)$, we need to replace (4.9) by something symmetric in $x \leftrightarrow 1-x$. The formation time $t_{\text{form}}(x)$, related to the harmonic oscillator frequency Ω_0 of (2.31) by

$$\frac{1}{[t_{\text{form}}(x)]^2} \sim |\Omega_0|^2 = \left| \frac{-i\hat{q}_A}{2E} \left(-1 + \frac{1}{x} + \frac{1}{1-x} \right) \right|, \quad (4.11)$$

is symmetric in $x \leftrightarrow 1-x$ and plays a major role in the LPM effect. So, even though our arguments about double logs have only been parametric, let us see what happens if we guess that the $1/x$ in (4.9) is arising from the small x behavior of (4.11), and so we replace (4.9) by

$$\bar{s}(x) = \ln\left(-1 + \frac{1}{x} + \frac{1}{1-x}\right) + c. \quad (4.12)$$

This guess is shown by the solid blue curve in fig. 19.

* See *note added* at end of main text.

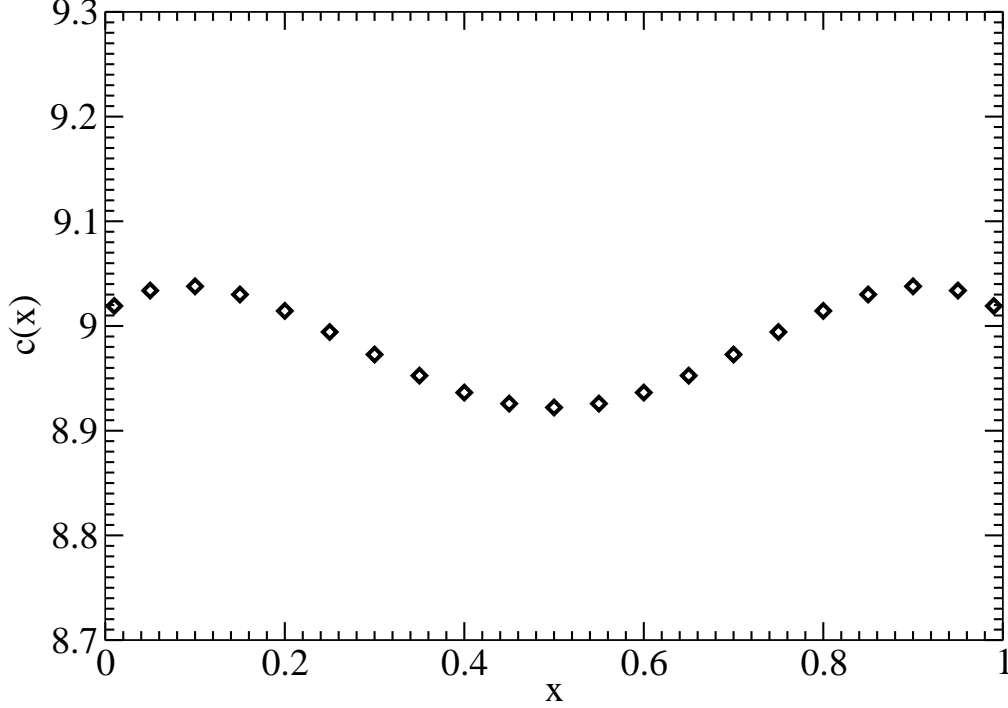


FIG. 20: [See *note added* at end of the main text.] Extraction via (4.13) of the x -dependence of the “constant” c in the form (4.12) for $\bar{s}(x)$.

C. How well does the educated guess work?

As the figure shows, (4.12) captures the x dependence of the single log coefficient $\bar{s}(x)$ very well. However, it is not quite perfect. To see the discrepancies, one may use (4.2) together with (4.12) to extract from our numerical results for $v(x, y) + \frac{1}{2}r(x, y)$ the best choice $c(x)$ of c for each *individual* value of x :

$$c(x) \equiv \lim_{y \rightarrow 0} \left\{ \frac{\frac{1}{2}([v(x, y) + \frac{1}{2}r(x, y)] + [x \leftrightarrow 1-x])}{-\frac{C_A \alpha_s}{8\pi} \left[\frac{d\Gamma}{dx} \right]_{\text{LO}} \frac{1}{y}} - \left[\ln y + \ln \left(-1 + \frac{1}{x} + \frac{1}{1-x} \right) \right] \right\}. \quad (4.13)$$

If the guess (4.12) for the form of $\bar{s}(x)$ were exactly right, then $c(x)$ would be an x -independent constant. But fig. 20 shows a small variation of our $c(x)$ with x . Our educated guess is a good approximation but appears not to be the entire story for understanding IR single logs. The variation of $c(x)$ in fig. 20 is the reason that we have not bothered to determine the small- x value of c in (4.9) to better precision than (4.10).

We should note that the value of c will be IR-regularization scheme dependent. If we had regulated the IR with a smooth cut-off at $p^+ \sim P^+ \delta$ instead of a hard cut off, a different value of c would be needed to keep the physics the same on the right-hand side of (4.8) with the different meaning of δ .

V. THEORIST ERROR

The results presented in Appendix A for overlap effects on double splitting calculations represent the culmination of a very long series of calculations [15, 21–23] that required addressing many subtle technical issues as well as many involved arguments computing expansions in ϵ for novel dimensionally-regulated quantities. In the absence of calculations by an independent group using independent methods, a natural worry must be whether somewhere our group might have made a mistake that would noticeably affect our final results. We refer to this possibility as “theorist error,” in contrast to “theoretical error” estimates of uncertainty arising from the approximations used.

Though we cannot absolutely guarantee the absence of theorist error, we think it useful to list a number of cross-checks and features of our calculations. Some of these check our treatment of technical subtleties of the calculation.

1. The power-law IR divergences computed for real and virtual diagrams in the \hat{q} approximation cancel each other, as discussed in this paper. Sub-leading IR divergences, which do not cancel, correctly reproduce the IR double log [36] known from previous, independent calculations [7–9] that analyzed overlap effects in leading-log approximation.

2. Our calculation generates the correct $1/\epsilon$ UV divergences for the known renormalization of α_s . This includes the cancellation of mixed UV-IR divergences, which is one of the subtleties of Light-Cone Perturbation Theory.

3. In the soft limit $y \ll x \ll 1$ of $g \rightarrow ggg$, crossed [21] and sequential [22] diagrams give contributions to $\Delta\Gamma/dx dy$ that behave like $\ln(x/y)/xy^{3/2}$. But the logarithmic enhancement of these $1/xy^{3/2}$ contributions *cancels* when all $g \rightarrow ggg$ processes are added together, reassuringly consistent with the Gunion-Bertsch picture presented in appendix B of ref. [22]. When our formalism is applied instead to large- N_f QED [15], the analogous logarithm does not cancel. In that case, its coefficient reassuringly matches what one would expect from DGLAP-like arguments, as explained in section 2.2.3 of ref. [15].

4. One of the technical subtleties of our methods has to do with identifying the correct branch to take for logarithms $\ln C$ of complex or negative numbers, which may arise in dimensional regularization, for example, from the expansion of a C^ϵ . See section 4.6 and appendix H of ref. [23], as well as appendix H.1 of ref. [15], for examples where the determination of the appropriate branch requires care. Making a mistake of $\pm 2\pi i$ in the evaluation of a logarithm would generally have a significant effect on our results. But we do have some consistency checks on such “ π terms” that result from the logarithm of the phases of complex numbers in our calculation. One check is illustrated by appendix E, where π terms associated with individual diagrams must all cancel as one part of the cancellation of IR power-law divergences. A different, somewhat indirect cancellation test of π terms generated by dimensional regularization is given in appendix D of ref. [23].

5. Here is another test of an $O(\epsilon^0)$ term in the expansion of dimensional regularization of a UV-divergent diagram. Recall that both $g \rightarrow ggg$ and NLO $g \rightarrow gg$ processes have power-law IR divergences of the form $\int_\delta dy/y^{3/2} \sim \delta^{-1/2}$, where the power law $y^{-3/2}$ matches a physical argument given in section I.D of ref. [22]. In the calculation of divergent diagrams, the UV-sensitive piece of the calculation is isolated into what are called “pole” pieces in refs. [15, 21–23] and in appendix A. These pole pieces are evaluated analytically with dimensional regularization and yield $1/\epsilon$ divergences plus finite $O(\epsilon^0)$ contributions. The remaining UV-insensitive contributions to the diagrams are evaluated with numerical integration. For some of the crossed virtual diagrams (top line of fig. 4), both the $O(\epsilon^0)$ pole piece and the

UV-insensitive numerical integral³³ turn out to have spurious IR divergences that are *more* IR divergent than the power-law divergences we have discussed. However, they also turn out to exactly cancel each other. For example, in appendix E4, we show how the integral associated with $2\text{Re}(xy\bar{y}\bar{x})$ has an unwanted $\int dy/y^2 \sim \delta^{-1}$ divergence from $y \rightarrow 0$ that is canceled by the $O(\epsilon^0)$ piece of the UV-divergent pole term.³⁴

VI. CONCLUSION

The results of this paper (combined with those of earlier papers) are the complete formulas in appendix A for the effects of overlapping formation times associated with the various $g \rightarrow ggg$ and $g \rightarrow gg$ processes of figs. 1–5. But there are still missing pieces we need before we can answer the qualitative question which motivates this work: Are overlap effects small enough that an in-medium shower can be treated as a collection of individual high-energy partons, assuming one first absorbs potentially large double logarithms into the effective value of \hat{q} ?

First, for a complete calculation, we will also need processes involving longitudinal gluon exchange and direct 4-gluon vertices, such as in fig. 7. The methods for computing those diagrams are known, and so it should only take an investment of care and time to include them.

More importantly, our results as given are double-log IR divergent. The known double-log IR divergence can easily be subtracted away from our results and absorbed into the effective value of \hat{q} reviewed in section III B 1. However, this potentially leaves behind a sub-leading *single*-log IR divergence. We’ve seen from numerics that much of those single-log divergences can also be absorbed into \hat{q}_{eff} by accounting for the x dependence of the natural choice of scale for the double-log contribution to \hat{q}_{eff} , but there remains a smaller part of the single-log IR divergences that is not yet understood. In order to make progress and understand the structure of the single logarithms, we hope in the future to extract analytic (as opposed to numerical) results for them from our full diagrammatic results. We have also not yet determined whether diagrams involving longitudinal gluon exchange, which have so far been left out, contribute to IR single logarithms.

It would be extremely helpful, both conceptually and as a check of our own work, if someone can figure out a way to directly and independently compute the sub-leading single-log IR divergences without going through the entire complicated and drawn-out process that we have used to compute our full results.

³³ In formulas, the pole piece of the crossed virtual diagrams corresponds to eq. (A58) for $A_{\text{virt Ic}}^{\text{pole}}$, whereas the UV-insensitive piece is the integral shown in (A55). For more details on exactly how the pole piece is defined, see appendix D.

³⁴ This is unrelated (as far as we know) to a different class of cases, where individual diagrams have unwanted IR divergences that are only canceled by similar divergences of another diagram. See the two pairs of $\int dz/z^{5/2}$ divergences in Table I in appendix E.

Note added

After this paper was published, we found an error in eq. (A37) for $\mathcal{A}_{\text{seq}}^{\text{pole}}(x, y)$, which gave incorrect $i\pi$ terms when the arguments x or y are negative and so generated an incorrect result when front-end transformed for evaluation of type II virtual sequential diagrams. The correct version is derived in appendix A of ref. [39]. Here, we have chosen to leave (A37) and figs. 19 and 20 as in the original publication but will describe the changes. The correct formula for $\mathcal{A}_{\text{seq}}^{\text{pole}}(x, y)$ that works with front-end transformations is quoted in a footnote below (A37). The single-log coefficients $s(x)$, $\bar{s}(x)$, and $c(x)$ plotted in figs. 19 and 20 are changed to the numbers shown minus 4π . (See, for example, fig. 5 of ref. [39].) Correspondingly, the choice $c = 9.0$ in (4.10) should instead be $c = 9.0 - 4\pi$.

Acknowledgments

We are very grateful to Risto Paatelainen for valuable conversations concerning cancellation of divergences in Light Cone Perturbation Theory. We also thank Yacine Mehtar-Tani for several discussions over the years concerning double-log corrections. This work was supported, in part, by the U.S. Department of Energy under Grant No. DE-SC0007984 (Arnold and Gorda) and the National Natural Science Foundation of China under Grant Nos. 11935007, 11221504 and 11890714 (Iqbal).

Appendix A: Summary of Rate Formulas

In this appendix, we collect final results for the elements contributing to the leading-order $g \rightarrow gg$ rate, its NLO corrections, and the $g \rightarrow ggg$ rate:

$$\left[\frac{d\Gamma}{dx} \right]^{\text{LO}}, \quad \left[\Delta \frac{d\Gamma}{dx} \right]_{g \rightarrow gg}^{\text{NLO}}, \quad \left[\Delta \frac{d\Gamma}{dx dy} \right]_{g \rightarrow ggg}. \quad (\text{A1})$$

Throughout this appendix, we define

$$z \equiv 1 - x - y \quad (\text{A2})$$

as in the main text.

We remind readers that in this paper we have not included diagrams involving 4-gluon vertices or instantaneous interactions via longitudinal gauge boson exchange, such as the examples of fig. 7.

1. Leading-order splitting rate

a. $d=2$ transverse spatial dimensions

In our notation, the leading-order $g \rightarrow gg$ rate is

$$\left[\frac{d\Gamma}{dx} \right]^{\text{LO}} = \frac{\alpha_s}{\pi} P(x) \text{Re}(i\Omega_0) \quad (\text{A3})$$

with

$$\Omega_0 = \sqrt{\frac{-i\hat{q}_A}{2E} \left(-1 + \frac{1}{x} + \frac{1}{1-x} \right)} = \sqrt{\frac{-i(1-x+x^2)\hat{q}_A}{2x(1-x)E}} \quad (\text{A4})$$

and the $g \rightarrow g$ DGLAP splitting function

$$P(x) = C_A \left| \frac{1+x^4+(1-x)^4}{x(1-x)} \right| = C_A \left| \frac{2(1-x+x^2)^2}{x(1-x)} \right|. \quad (\text{A5})$$

Here and throughout this paper, our $P(x)$ is just the function above and does *not* include the pieces of the usual DGLAP splitting function used to include the effect of virtual diagrams. In particular, the $1/(1-x)$ above is just the ordinary function $1/(1-x)$ and not the distribution $1/(1-x)_+$, and our $P(x)$ above does not contain a $\delta(1-x)$. When we need to deal with virtual diagrams in this paper, we will do so explicitly.

The absolute value signs in (A5) may seem redundant since the absolute value is taken of a quantity that is manifestly positive for $0 < x < 1$. They are included so that our definition of $P(x)$ works with front-end transformations, for the same reasons described after (A23) below.

For the sake of later formulas for virtual corrections, it will be helpful to also express the above result in terms of the $x\bar{x}$ diagram of fig. 3 as

$$\left[\frac{d\Gamma}{dx} \right]^{\text{LO}} = 2 \text{Re} \left[\frac{d\Gamma}{dx} \right]_{x\bar{x}} \quad (\text{A6})$$

with

$$\left[\frac{d\Gamma}{dx} \right]_{x\bar{x}} = \frac{\alpha_s}{2\pi} P(x) i\Omega_0. \quad (\text{A7})$$

b. $d=2-\epsilon$ transverse spatial dimensions

Equations (A3) and (A6) are all we need for the leading-order result for renormalized calculations. However, for comparison with intermediate, unrenormalized results, the $d=2-\epsilon$ version is given in (2.30).

c. $\overline{\text{LO}}$ rate

For some applications, we have found it convenient to group together the LO rate with the NLO renormalization logarithm as

$$\left[\Delta \frac{d\Gamma}{dx} \right]^{\overline{\text{LO}}} \equiv \left[\Delta \frac{d\Gamma}{dx} \right]^{\text{LO}} + \left[\frac{d\Gamma}{dx} \right]_{\text{ren log}}, \quad (\text{A8})$$

where $[d\Gamma/dx]_{\text{ren log}}$ is given by (A50).

2. $g \rightarrow ggg$ rate

For the diagrams considered in this paper, we have

$$\left[\Delta \frac{d\Gamma}{dx dy} \right]_{g \rightarrow ggg} = \left[\frac{d\Gamma}{dx dy} \right]_{\text{crossed}} + \left[\Delta \frac{d\Gamma}{dx dy} \right]_{\text{seq}}, \quad (\text{A9})$$

where the first term represents the crossed diagrams of fig. 1 and the second term the sequential diagrams of fig. 2. A summary of the formulas for these rates appears in appendix A of ref. [20]. We will also present them here (i) for convenient reference in this paper, especially since many of the new formulas we need are related, (ii) because some minor modifications are needed [to (A23) and (A46) below] to make the formulas work in a simple way with front-end transformations, (iii) because we've rewritten some old formulas [such as (A15)] in a way that makes clearer their relation to some new formulas [such as (A58)], and (iv) to include some notational definitions [such as (A20) and (A44)] that were omitted from the summary in ref. [20].

a. Crossed Diagrams

Here we collect the result for the crossed diagrams [21] as corrected by ref. [23]. A brief summary of the interpretation of each piece below can be found in section VIII of ref. [21].

$$\left[\frac{d\Gamma}{dx dy} \right]_{\text{crossed}} = A(x, y) + A(z, y) + A(x, z) \quad (\text{A10})$$

$$A(x, y) = A^{\text{pole}}(x, y) + \int_0^\infty d(\Delta t) 2 \text{Re}[B(x, y, \Delta t) + B(y, x, \Delta t)] \quad (\text{A11})$$

$$\begin{aligned} B(x, y, \Delta t) &= C(\{\hat{x}_i\}, \alpha, \beta, \gamma, \Delta t) + C(\{x'_i\}, \beta, \alpha, \gamma, \Delta t) + C(\{\tilde{x}_i\}, \gamma, \alpha, \beta, \Delta t) \\ &= C(-1, y, z, x, \alpha, \beta, \gamma, \Delta t) + C(-(1-y), -y, 1-x, x, \beta, \alpha, \gamma, \Delta t) \\ &\quad + C(-y, -(1-y), x, 1-x, \gamma, \alpha, \beta, \Delta t) \end{aligned} \quad (\text{A12})$$

$$C = D - \lim_{\hat{q} \rightarrow 0} D \quad (\text{A13})$$

$$\begin{aligned} D(x_1, x_2, x_3, x_4, \alpha, \beta, \gamma, \Delta t) &= \\ &\frac{C_A^2 \alpha_s^2 M_i M_f}{32\pi^4 E^2} (-x_1 x_2 x_3 x_4) \Omega_+ \Omega_- \csc(\Omega_+ \Delta t) \csc(\Omega_- \Delta t) \\ &\times \left\{ (\beta Y_y Y_{\bar{y}} + \alpha \bar{Y}_{y\bar{y}} Y_{y\bar{y}}) I_0 + (\alpha + \beta + 2\gamma) Z_{y\bar{y}} I_1 \right. \\ &\quad \left. + [(\alpha + \gamma) Y_y Y_{\bar{y}} + (\beta + \gamma) \bar{Y}_{y\bar{y}} Y_{y\bar{y}}] I_2 - (\alpha + \beta + \gamma) (\bar{Y}_{y\bar{y}} Y_{\bar{y}} I_3 + Y_y Y_{y\bar{y}} I_4) \right\} \end{aligned} \quad (\text{A14})$$

$$\begin{aligned} A^{\text{pole}}(x, y) &= \frac{C_A^2 \alpha_s^2}{8\pi^2} xyz(1-x)(1-y) \text{Re} \left(-i(\Omega_{-1,1-x,x} + \Omega_{-(1-y),z,x} + \Omega_{-1,1-y,y} + \Omega_{-(1-x),z,y}) \right. \\ &\quad \times \left\{ ((\alpha + \beta)z(1-x)(1-y) + (\alpha + \gamma)xyz) \left[\ln \left(\frac{z}{(1-x)(1-y)} \right) - i\pi \right] \right. \\ &\quad \left. \left. + 2(\alpha + \beta + \gamma)xyz \right\} \right) \end{aligned} \quad (\text{A15})$$

$$I_0 = \frac{4\pi^2}{(X_y X_{\bar{y}} - X_{y\bar{y}}^2)} \quad (\text{A16a})$$

$$I_1 = -\frac{2\pi^2}{X_{y\bar{y}}} \ln \left(1 - \frac{X_{y\bar{y}}^2}{X_y X_{\bar{y}}} \right) \quad (\text{A16b})$$

$$I_2 = \frac{2\pi^2}{X_{y\bar{y}}^2} \ln \left(1 - \frac{X_{y\bar{y}}^2}{X_y X_{\bar{y}}} \right) + \frac{4\pi^2}{(X_y X_{\bar{y}} - X_{y\bar{y}}^2)} \quad (\text{A16c})$$

$$I_3 = \frac{4\pi^2 X_{y\bar{y}}}{X_{\bar{y}}(X_y X_{\bar{y}} - X_{y\bar{y}}^2)} \quad (\text{A16d})$$

$$I_4 = \frac{4\pi^2 X_{y\bar{y}}}{X_y(X_y X_{\bar{y}} - X_{y\bar{y}}^2)} \quad (\text{A16e})$$

$$\begin{pmatrix} X_y & Y_y \\ Y_y & Z_y \end{pmatrix} \equiv \begin{pmatrix} |M_i| \Omega_i & 0 \\ 0 & 0 \end{pmatrix} - i a_y^{-1\top} \underline{\Omega} \cot(\underline{\Omega} \Delta t) a_y^{-1} \quad (\text{A17a})$$

$$\begin{pmatrix} X_{\bar{y}} & Y_{\bar{y}} \\ Y_{\bar{y}} & Z_{\bar{y}} \end{pmatrix} \equiv \begin{pmatrix} |M_f| \Omega_f & 0 \\ 0 & 0 \end{pmatrix} - i a_{\bar{y}}^{-1\top} \underline{\Omega} \cot(\underline{\Omega} \Delta t) a_{\bar{y}}^{-1} \quad (\text{A17b})$$

$$\begin{pmatrix} X_{y\bar{y}} & Y_{y\bar{y}} \\ \bar{Y}_{y\bar{y}} & Z_{y\bar{y}} \end{pmatrix} \equiv -i a_y^{-1\top} \underline{\Omega} \csc(\underline{\Omega} \Delta t) a_{\bar{y}}^{-1} \quad (\text{A17c})$$

$$\underline{\Omega} \equiv \begin{pmatrix} \Omega_+ & \\ & \Omega_- \end{pmatrix} \quad (\text{A18})$$

$$M_i = x_1 x_4 (x_1 + x_4) E, \quad M_f = x_3 x_4 (x_3 + x_4) E \quad (\text{A19a})$$

$$\Omega_i = \sqrt{-\frac{i\hat{q}_A}{2E} \left(\frac{1}{x_1} + \frac{1}{x_4} - \frac{1}{x_1 + x_4} \right)}, \quad \Omega_f = \sqrt{-\frac{i\hat{q}_A}{2E} \left(\frac{1}{x_3} + \frac{1}{x_4} - \frac{1}{x_3 + x_4} \right)} \quad (\text{A19b})$$

$$\Omega_{\xi_1, \xi_2, \xi_3} = \sqrt{-\frac{i\hat{q}_A}{2E} \left(\frac{1}{\xi_1} + \frac{1}{\xi_2} + \frac{1}{\xi_3} \right)} \quad (\text{A20})$$

$$a_{\bar{y}} = \begin{pmatrix} C_{34}^+ & C_{34}^- \\ C_{12}^+ & C_{12}^- \end{pmatrix} \quad (\text{A21})$$

$$a_y = \frac{1}{(x_1 + x_4)} \begin{pmatrix} -x_3 & -x_2 \\ x_4 & x_1 \end{pmatrix} a_{\bar{y}} \quad (\text{A22})$$

$$\begin{aligned} \begin{pmatrix} \alpha \\ \beta \\ \gamma \end{pmatrix} = & \begin{pmatrix} - \\ + \\ + \end{pmatrix} \left[\left| \frac{x}{y^3 z (1-x)^3 (1-y)^3} \right| + \left| \frac{y}{x^3 z (1-x)^3 (1-y)^3} \right| \right. \\ & \left. + \left| \frac{1-x}{x^3 y^3 z (1-y)^3} \right| + \left| \frac{1-y}{x^3 y^3 z (1-x)^3} \right| \right] \\ & + \begin{pmatrix} + \\ - \\ + \end{pmatrix} \left[\left| \frac{x}{y^3 z^3 (1-x)(1-y)} \right| + \left| \frac{y}{x^3 z^3 (1-x)(1-y)} \right| \right] \end{aligned}$$

$$\begin{aligned}
& + \left| \frac{z}{x^3 y^3 (1-x)(1-y)} \right| + \left| \frac{1}{x^3 y^3 z^3 (1-x)(1-y)} \right| \\
& + \begin{pmatrix} + \\ + \\ - \end{pmatrix} \left[\left| \frac{1-x}{xy z^3 (1-y)^3} \right| + \left| \frac{1-y}{xy z^3 (1-x)^3} \right| \right. \\
& \quad \left. + \left| \frac{z}{xy (1-x)^3 (1-y)^3} \right| + \left| \frac{1}{xy z^3 (1-x)^3 (1-y)^3} \right| \right] \quad (\text{A23})
\end{aligned}$$

Note that the (α, β, γ) used in the definition (A12) of B are implicitly functions (A46) of the arguments x and y of $B(x, y, \Delta t)$ [with $z \equiv 1-x-y$]. This is important in formulas such as (A11), where in some terms those local arguments are replaced by other variables.

Eq. (A23) gives (α, β, γ) for $d=2$. However, as explained in appendix C (which gives the more general formulas for $d=2-\epsilon$), the $d=2$ formulas for (α, β, γ) are all that is needed here in appendix A.

The absolute value signs in (A23) may seem unnecessary since $g \rightarrow ggg$ processes have parton longitudinal momentum fractions $x, y, z, 1-x, 1-y$ all positive. The advantage of including an absolute value sign around every such parton momentum fraction [which is equivalent to the use of absolute value signs in (A23)] is that they make front-end transformations like (2.7) work in a simple way, despite the fact that the front-end transformation replaces x by a negative number.³⁵

The $\hat{q} \rightarrow 0$ limit for the vacuum piece in (A13) corresponds to taking all Ω 's to zero and so making the replacements

$$\Omega_i \rightarrow 0, \quad \Omega_f \rightarrow 0, \quad \underline{\Omega} \cot(\underline{\Omega} \Delta t) \rightarrow (\Delta t)^{-1} \underline{\mathbb{1}}, \quad \underline{\Omega} \csc(\underline{\Omega} \Delta t) \rightarrow (\Delta t)^{-1} \underline{\mathbb{1}}, \quad (\text{A24})$$

$$\Omega_{\pm} \csc(\Omega_{\pm} \Delta t) \rightarrow (\Delta t)^{-1}, \quad (\text{A25})$$

where $\underline{\mathbb{1}}$ is the identity matrix. For numerical evaluation, one must take care that the above takes $X_{y\bar{y}} \rightarrow 0$ and so

$$I_1 \rightarrow 0, \quad I_2 \rightarrow \frac{2\pi^2}{X_y X_{\bar{y}}}. \quad (\text{A26})$$

b. 4-particle frequencies and normal modes

Here we collect formulas for the large- N_c frequencies and normal modes associated with 4-particle propagation (section V.B of ref. [21]).

³⁵ They are the QCD version of the absolute value signs used in eq. (A22) of ref. [15], which are discussed in footnote 38 of ref. [15]. One could alternatively dispense with the absolute value signs in the QCD case (A23) above by noting that negating x in that formula would, without absolute value signs, simply introduces a common overall minus sign in the values of (α, β, γ) , which could be accounted for by modifying the sign of the front-end transformation formula (2.7). We've chosen to introduce the absolute value signs, however, so that our overall sign convention for front-end transformations will be the same as it was in the QED case of ref. [15].

$$\Omega_{\pm} = \left[-\frac{i\hat{q}_A}{4E} \left(\frac{1}{x_1} + \frac{1}{x_2} + \frac{1}{x_3} + \frac{1}{x_4} \pm \sqrt{\Delta} \right) \right]^{1/2} \quad (\text{A27})$$

$$\Delta = \frac{1}{x_1^2} + \frac{1}{x_2^2} + \frac{1}{x_3^2} + \frac{1}{x_4^2} + \frac{(x_3+x_4)^2 + (x_1+x_4)^2}{x_1x_2x_3x_4} \quad (\text{A28})$$

$$C_{34}^{\pm} = \frac{x_2}{x_3+x_4} \sqrt{\frac{x_1x_3}{2N_{\pm}E}} \left[\frac{1}{x_3} - \frac{1}{x_1} + \frac{1}{x_4} + \frac{x_1}{x_3x_2} \pm \sqrt{\Delta} \right] \quad (\text{A29a})$$

$$C_{12}^{\pm} = -\frac{x_4}{x_1+x_2} \sqrt{\frac{x_1x_3}{2N_{\pm}E}} \left[\frac{1}{x_1} - \frac{1}{x_3} + \frac{1}{x_2} + \frac{x_3}{x_1x_4} \pm \sqrt{\Delta} \right] \quad (\text{A29b})$$

$$N_{\pm} \equiv -x_1x_2x_3x_4(x_1+x_3)\Delta \pm (x_1x_4+x_2x_3)(x_1x_2+x_3x_4)\sqrt{\Delta} \quad (\text{A30})$$

c. Sequential Diagrams

Here we collect the result for the sequential diagrams [22]. A brief summary of the interpretation of each piece below can be found in section III of ref. [22]. Symbols such as Ω_{\pm} or a_y , which are written in the exact same notation as symbols defined above, are given by their definitions above.

$$\left[\Delta \frac{d\Gamma}{dx dy} \right]_{\text{sequential}} = \mathcal{A}_{\text{seq}}(x, y) + \mathcal{A}_{\text{seq}}(z, y) + \mathcal{A}_{\text{seq}}(x, z) + \mathcal{A}_{\text{seq}}(y, x) + \mathcal{A}_{\text{seq}}(y, z) + \mathcal{A}_{\text{seq}}(z, x) \quad (\text{A31})$$

$$\mathcal{A}_{\text{seq}}(x, y) = \mathcal{A}_{\text{seq}}^{\text{pole}}(x, y) + \int_0^{\infty} d(\Delta t) \left[2 \text{Re}(B_{\text{seq}}(x, y, \Delta t)) + F_{\text{seq}}(x, y, \Delta t) \right] \quad (\text{A32})$$

$$B_{\text{seq}}(x, y, \Delta t) = C_{\text{seq}}(\{\hat{x}_i\}, \bar{\alpha}, \bar{\beta}, \bar{\gamma}, \Delta t) = C_{\text{seq}}(-1, y, z, x, \bar{\alpha}, \bar{\beta}, \bar{\gamma}, \Delta t) \quad (\text{A33})$$

$$C_{\text{seq}} = D_{\text{seq}} - \lim_{\hat{q} \rightarrow 0} D_{\text{seq}} \quad (\text{A34})$$

$$\begin{aligned} D_{\text{seq}}(x_1, x_2, x_3, x_4, \bar{\alpha}, \bar{\beta}, \bar{\gamma}, \Delta t) = & \frac{C_A^2 \alpha_s^2 M_i M_f^{\text{seq}}}{32\pi^4 E^2} (-x_1x_2x_3x_4) \Omega_+ \Omega_- \csc(\Omega_+ \Delta t) \csc(\Omega_- \Delta t) \\ & \times \left\{ (\bar{\beta} Y_y^{\text{seq}} Y_{\bar{x}}^{\text{seq}} + \bar{\alpha} \bar{Y}_{y\bar{x}}^{\text{seq}} Y_{y\bar{x}}^{\text{seq}}) I_0^{\text{seq}} + (\bar{\alpha} + \bar{\beta} + 2\bar{\gamma}) Z_{y\bar{x}}^{\text{seq}} I_1^{\text{seq}} \right. \\ & + [(\bar{\alpha} + \bar{\gamma}) Y_y^{\text{seq}} Y_{\bar{x}}^{\text{seq}} + (\bar{\beta} + \bar{\gamma}) \bar{Y}_{y\bar{x}}^{\text{seq}} Y_{y\bar{x}}^{\text{seq}}] I_2^{\text{seq}} \\ & \left. - (\bar{\alpha} + \bar{\beta} + \bar{\gamma}) (\bar{Y}_{y\bar{x}}^{\text{seq}} Y_{\bar{x}}^{\text{seq}} I_3^{\text{seq}} + Y_y^{\text{seq}} Y_{y\bar{x}}^{\text{seq}} I_4^{\text{seq}}) \right\} \quad (\text{A35}) \end{aligned}$$

$$\begin{aligned} F_{\text{seq}}(x, y, \Delta t) = & \frac{\alpha_s^2 P(x) P(\mathfrak{y})}{4\pi^2 (1-x)} \left[\text{Re}(i(\Omega \text{sgn } M)_{E,x}) \text{Re}(\Delta t \Omega_{(1-x)E,\mathfrak{y}}^2 \csc^2(\Omega_{(1-x)E,\mathfrak{y}} \Delta t)) \right. \\ & \left. + \text{Re}(i(\Omega \text{sgn } M)_{(1-x)E,\mathfrak{y}}) \text{Re}(\Delta t \Omega_{E,x}^2 \csc^2(\Omega_{E,x} \Delta t)) \right] \quad (\text{A36}) \end{aligned}$$

$$\mathcal{A}_{\text{seq}}^{\text{pole}}(x, y) = -\frac{\alpha_s^2 P(x) P(\mathfrak{y})}{4\pi^2(1-x)} \text{Re} \left[(i(\Omega \text{sgn } M)_{E,x} + i(\Omega \text{sgn } M)_{(1-x)E,\mathfrak{y}}) \left(1 + \frac{i\pi}{2}\right) \right] \quad (\text{A37})$$

[Warning: See the *note added* at the end of main text, discussing a correction to (A37).^{*}]

$$\mathfrak{y} \equiv \frac{y}{1-x} \quad (\text{A38})$$

$$I_0^{\text{seq}} = \frac{4\pi^2}{[X_y^{\text{seq}} X_{\bar{x}}^{\text{seq}} - (X_{y\bar{x}}^{\text{seq}})^2]} \quad (\text{A39a})$$

$$I_1^{\text{seq}} = -\frac{2\pi^2}{X_{y\bar{x}}^{\text{seq}}} \ln \left(1 - \frac{(X_{y\bar{x}}^{\text{seq}})^2}{X_y^{\text{seq}} X_{\bar{x}}^{\text{seq}}} \right) \quad (\text{A39b})$$

$$I_2^{\text{seq}} = \frac{2\pi^2}{(X_{y\bar{x}}^{\text{seq}})^2} \ln \left(1 - \frac{(X_{y\bar{x}}^{\text{seq}})^2}{X_y^{\text{seq}} X_{\bar{x}}^{\text{seq}}} \right) + \frac{4\pi^2}{[X_y^{\text{seq}} X_{\bar{x}}^{\text{seq}} - (X_{y\bar{x}}^{\text{seq}})^2]} \quad (\text{A39c})$$

$$I_3^{\text{seq}} = \frac{4\pi^2 X_{y\bar{x}}^{\text{seq}}}{X_{\bar{x}}^{\text{seq}} [X_y^{\text{seq}} X_{\bar{x}}^{\text{seq}} - (X_{y\bar{x}}^{\text{seq}})^2]} \quad (\text{A39d})$$

$$I_4^{\text{seq}} = \frac{4\pi^2 X_{y\bar{x}}^{\text{seq}}}{X_y^{\text{seq}} [X_y^{\text{seq}} X_{\bar{x}}^{\text{seq}} - (X_{y\bar{x}}^{\text{seq}})^2]} \quad (\text{A39e})$$

$$\begin{pmatrix} X_y^{\text{seq}} & Y_y^{\text{seq}} \\ Y_y^{\text{seq}} & Z_y^{\text{seq}} \end{pmatrix} \equiv \begin{pmatrix} |M_i| \Omega_i & 0 \\ 0 & 0 \end{pmatrix} - i a_y^{-1\top} \underline{\Omega} \cot(\underline{\Omega} \Delta t) a_y^{-1} = \begin{pmatrix} X_y & Y_y \\ Y_y & Z_y \end{pmatrix}, \quad (\text{A40a})$$

$$\begin{pmatrix} X_{\bar{x}}^{\text{seq}} & Y_{\bar{x}}^{\text{seq}} \\ Y_{\bar{x}}^{\text{seq}} & Z_{\bar{x}}^{\text{seq}} \end{pmatrix} \equiv \begin{pmatrix} |M_f^{\text{seq}}| \Omega_f^{\text{seq}} & 0 \\ 0 & 0 \end{pmatrix} - i (a_{\bar{x}}^{\text{seq}})^{-1\top} \underline{\Omega} \cot(\underline{\Omega} \Delta t) (a_{\bar{x}}^{\text{seq}})^{-1}, \quad (\text{A40b})$$

$$\begin{pmatrix} X_{y\bar{x}}^{\text{seq}} & Y_{y\bar{x}}^{\text{seq}} \\ Y_{y\bar{x}}^{\text{seq}} & Z_{y\bar{x}}^{\text{seq}} \end{pmatrix} \equiv -i a_y^{-1\top} \underline{\Omega} \csc(\underline{\Omega} \Delta t) (a_{\bar{x}}^{\text{seq}})^{-1} \quad (\text{A40c})$$

$$M_f^{\text{seq}} = x_2 x_3 (x_2 + x_3) E \quad (\text{A41})$$

$$\Omega_f^{\text{seq}} = \sqrt{-\frac{i\hat{q}_A}{2E} \left(\frac{1}{x_2} + \frac{1}{x_3} - \frac{1}{x_2 + x_3} \right)} \quad (\text{A42})$$

$$M_{E,x} = x(1-x)E \quad (\text{A43})$$

^{*} The correct formula [39] for (A37) is

$$\begin{aligned} \mathcal{A}_{\text{seq}}^{\text{pole}}(x, y) = & -\frac{\alpha_s^2 P(x) P(\mathfrak{y})}{4\pi^2(1-x)} \text{Re} \left[i(\Omega \text{sgn } M)_{E,x} \left(1 + \frac{i\pi}{2} \text{sgn } M_{(1-x)E,\mathfrak{y}}\right) \right. \\ & \left. + i(\Omega \text{sgn } M)_{(1-x)E,\mathfrak{y}} \left(1 + \frac{i\pi}{2} \text{sgn } M_{E,x}\right) \right] \end{aligned}$$

or equivalently

$$\mathcal{A}_{\text{seq}}^{\text{pole}}(x, y) = -\frac{\alpha_s^2 P(x) P(\mathfrak{y})}{4\pi^2(1-x)} \text{Re} \left[i(\Omega \text{sgn } M)_{E,x} + i(\Omega \text{sgn } M)_{(1-x)E,\mathfrak{y}} \right] \left(1 - \frac{\pi}{2} \text{sgn } M_{E,x} \text{sgn } M_{(1-x)E,\mathfrak{y}}\right).$$

$$\Omega_{E,x} = \sqrt{-\frac{i\hat{q}_A}{2E} \left(\frac{1}{x} + \frac{1}{1-x} - 1 \right)} \quad (\text{A44})$$

$$a_{\bar{x}}^{\text{seq}} \equiv \begin{pmatrix} 0 & 1 \\ 1 & 0 \end{pmatrix} a_y \quad (\text{A45})$$

$$\begin{aligned} \begin{pmatrix} \bar{\alpha} \\ \bar{\beta} \\ \bar{\gamma} \end{pmatrix}_{x\bar{y}\bar{x}y} &= \begin{pmatrix} - \\ + \\ + \end{pmatrix} \left| \frac{4}{xyz(1-x)^6} \right| \\ &+ \begin{pmatrix} + \\ - \\ + \end{pmatrix} \left[\left| \frac{1}{x^3y^3z^3(1-x)^2} \right| + \left| \frac{z}{x^3y^3(1-x)^2} \right| + \left| \frac{x}{y^3z^3(1-x)^2} \right| + \left| \frac{y}{x^3z^3(1-x)^2} \right| \right] \\ &+ \begin{pmatrix} + \\ + \\ - \end{pmatrix} \left[\left| \frac{(1-x)^2}{x^3y^3z^3} \right| + \left| \frac{z}{x^3y^3(1-x)^6} \right| + \left| \frac{xz}{y^3(1-x)^6} \right| \right. \\ &\quad \left. + \left| \frac{y}{x^3z^3(1-x)^6} \right| + \left| \frac{xy}{z^3(1-x)^6} \right| \right] \end{aligned} \quad (\text{A46})$$

A comment similar to the one following (A23) applies here to the dependence of $(\bar{\alpha}, \bar{\beta}, \bar{\gamma})$ on the arguments x and y of \mathcal{A}_{seq} .

3. NLO $g \rightarrow gg$ rate

With regard to renormalization, we are going to make our summary formulas in this subsection do double duty by introducing a variable

$$\sigma_{\text{ren}} \equiv \begin{cases} 1, & \text{for renormalized results;} \\ 0, & \text{for unrenormalized results,} \end{cases} \quad (\text{A47})$$

and its complement

$$\sigma_{\text{bare}} \equiv 1 - \sigma_{\text{ren}}. \quad (\text{A48})$$

In the renormalized case ($\sigma_{\text{ren}}=1, \sigma_{\text{bare}}=0$), the α_s in the leading-order splitting rate (A3) is MS-bar renormalized α_s with renormalization scale μ , and we have chosen to group all of the μ -dependence of the NLO diagrams into the term shown explicitly in (A50) below, as discussed in section II C 4. In the unrenormalized case ($\sigma_{\text{ren}}=0, \sigma_{\text{bare}}=1$), the α_s in the leading-order splitting rate (A3) is instead the bare α_s , and we show the $1/\epsilon$ and $\ln \mu$ dependence of the NLO diagrams individually for each diagram.

Along the lines discussed in section II C 4, we write

$$\left[\Delta \frac{d\Gamma}{dx} \right]_{g \rightarrow gg}^{\text{NLO}} = \left[\Delta \frac{d\Gamma}{dx} \right]_{g \rightarrow gg}^{\overline{\text{NLO}}} + \sigma_{\text{ren}} \left[\frac{d\Gamma}{dx} \right]_{\text{ren log}} \quad (\text{A49})$$

with

$$\left[\frac{d\Gamma}{dx} \right]_{\text{ren log}} \equiv -\beta_0 \alpha_s \text{Re} \left(\left[\frac{d\Gamma}{dx} \right]_{x\bar{x}} \left[\ln \left(\frac{\mu^2}{\Omega_0 E} \right) + \ln \left(\frac{x(1-x)}{4} \right) + \gamma_E \right] \right), \quad (\text{A50})$$

$$\beta_0 = -\frac{11 C_A}{6\pi}, \quad (\text{A51})$$

and

$$\begin{aligned} \left[\Delta \frac{d\Gamma}{dx} \right]_{g \rightarrow gg}^{\overline{\text{NLO}}} &= \left(\left[\Delta \frac{d\Gamma}{dx} \right]_{\text{virt I}} \right) + (x \rightarrow 1-x) + \left[\Delta \frac{d\Gamma}{dx} \right]_{\text{virt II}} \\ &= \left(\int_0^{1-x} dy \left[\Delta \frac{d\Gamma}{dx dy} \right]_{\text{virt I}} \right) + (x \rightarrow 1-x) + \int_0^1 dy \left[\Delta \frac{d\Gamma}{dx dy} \right]_{\text{virt II}}. \end{aligned} \quad (\text{A52})$$

In what follows, we will further subdivide Class I diagrams into what we call (Class Ic) crossed virtual diagrams, given by the first row of fig. 9 plus conjugates; (Class Is) back-end sequential virtual diagrams, given by the remaining three diagrams of fig. 9 plus conjugates; and $2 \text{Re}(xy\bar{y}\bar{x})$, given by the last diagram of fig. 4 plus conjugate:

$$\left[\Delta \frac{d\Gamma}{dx dy} \right]_{\text{virt I}} = \left[\frac{d\Gamma}{dx dy} \right]_{\text{virt Ic}} + \left[\Delta \frac{d\Gamma}{dx dy} \right]_{\text{virt Is}} + 2 \text{Re} \left[\frac{d\Gamma}{dx dy} \right]_{xy\bar{y}\bar{x}}. \quad (\text{A53})$$

Similarly, we subdivide Class II diagrams into (Class IIs) front-end sequential virtual diagrams, given by the three diagrams of fig. 10 plus conjugates; and $2 \text{Re}(x\bar{y}\bar{y}\bar{x})$, given by the last diagram of fig. 5 plus conjugate:

$$\left[\Delta \frac{d\Gamma}{dx dy} \right]_{\text{virt II}} = \left[\Delta \frac{d\Gamma}{dx dy} \right]_{\text{virt IIs}} + 2 \text{Re} \left[\frac{d\Gamma}{dx dy} \right]_{x\bar{y}\bar{y}\bar{x}}. \quad (\text{A54})$$

a. Crossed Virtual Diagrams

$$\left[\Delta \frac{d\Gamma}{dx dy} \right]_{\text{virt Ic}} = A_{\text{virt Ic}}^{\text{pole}}(x, y) + \int_0^\infty d(\Delta t) \left[2 \text{Re}(B_{\text{virt Ic}}(x, y, \Delta t)) - (\mathcal{D}_2)_{\text{virt Ic}}(x, y, \Delta t) \right] \quad (\text{A55})$$

$$\begin{aligned} B_{\text{virt Ic}}(x, y, \Delta t) &= -C(-1, x, z, y, \alpha, \beta, \gamma, \Delta t) - C(-(1-x), -x, 1-y, y, \beta, \alpha, \gamma, \Delta t) \\ &\quad - C(-y, -(1-y), x, 1-x, \gamma, \alpha, \beta, \Delta t) - C(x, z, y, -1, \gamma, \beta, \alpha, \Delta t) \end{aligned} \quad (\text{A56})$$

Above, C and (α, β, γ) are the same as (A13) and (A23) for $g \rightarrow ggg$ crossed diagrams.

$$\begin{aligned} (\mathcal{D}_2)_{\text{virt Ic}}(\Delta t) &= \frac{C_A^2 \alpha_s^2}{4\pi^2} \text{Re} \left[i\Omega_0^3 \Delta t \csc^2(\Omega_0 \Delta t) \right] x^2 y^2 z(1-x)(1-y) \\ &\quad \times [(\alpha+\gamma)z + (\beta+\gamma)(1-x)(1-y)] \end{aligned} \quad (\text{A57})$$

$$\begin{aligned}
A_{\text{virt Ic}}^{\text{pole}}(x, y) = & \frac{C_A^2 \alpha_s^2}{8\pi^2} xyz(1-x)(1-y) \text{Re} \left\{ \right. \\
& i\Omega_{-1, y, 1-y} \left[\left((\alpha+\beta)z(1-x)(1-y) - (\beta+\gamma)xy(1-x)(1-y) \right) \left[\ln \left(\frac{z}{(1-x)(1-y)} \right) - i\pi \right] \right. \\
& \quad \left. + 2(\alpha+\beta+\gamma)xy(1-x)(1-y) \right] \\
& + i\Omega_{-(1-x), y, z} \left[\left((\alpha+\beta)z(1-x)(1-y) + (\alpha+\gamma)xyz \right) \left[\ln \left(\frac{z}{(1-x)(1-y)} \right) - i\pi \right] \right. \\
& \quad \left. + 2(\alpha+\beta+\gamma)xyz \right] \\
& + i\Omega_{-1, x, 1-x} \left[\left((\alpha+\gamma)xyz + (\beta+\gamma)xy(1-x)(1-y) \right) \left[4\sigma_{\text{bare}} \left(\frac{1}{\epsilon} + \ln \left(\frac{\pi\mu^2}{\Omega_0 E} \right) \right) \right. \right. \\
& \quad \left. + 4 - \ln(x^2 y^2 z(1-x)(1-y)) - i\pi \right] \\
& \quad \left. \left. - 2(\alpha-\beta+\gamma)xyz - 2(-\alpha+\beta+\gamma)xy(1-x)(1-y) \right] \right\} \quad (\text{A58})
\end{aligned}$$

Note: The shorthand notation Ω_0 (A4) used above is the same as the $\Omega_{-1, x, 1-x}$ (A20) also appearing above, but we have used the latter to make explicit the similar structures of the three terms in (A58).

b. Sequential Virtual Diagrams

$$\left[\Delta \frac{d\Gamma}{dx dy} \right]_{\text{virt Is}} = -\frac{1}{2} [\mathcal{A}_{\text{seq}}(x, y) + \mathcal{A}_{\text{seq}}(x, z)] \quad (\text{A59})$$

$$\left[\Delta \frac{d\Gamma}{dx dy} \right]_{\text{virt IIs}} = -\frac{1}{2} (1-y)^{-1/2} [\mathcal{A}_{\text{seq}}(\frac{-y}{1-y}, \frac{x}{1-y}) + \mathcal{A}_{\text{seq}}(\frac{-y}{1-y}, \frac{1-x}{1-y})] \quad (\text{A60})$$

Above, \mathcal{A}_{seq} is the same as (A32) for sequential $g \rightarrow ggg$ diagrams. See appendix D 3 for alternative ways to write (A60) and for comments concerning the physical meaning of the Δt integration variable of (A32) in the context of (A60).

c. $2 \text{Re}(xy\bar{y}\bar{x})$

$$2 \text{Re} \left[\frac{d\Gamma}{dx dy} \right]_{xy\bar{y}\bar{x}} = \frac{1}{2} [A_{\text{new}}(x, y) + A_{\text{new}}(x, z)] \quad (\text{A61})$$

$$A_{\text{new}}(x, y) = A_{\text{new}}^{\text{pole}}(x, y) + \int_0^\infty d(\Delta t) 2 \text{Re}[B_{\text{new}}(x, y, \Delta t)] \quad (\text{A62})$$

$$B_{\text{new}}(x, y, \Delta t) = D_{\text{new}}(-1, y, z, x, \bar{\alpha}, \bar{\beta}, \bar{\gamma}, \Delta t) \quad (\text{A63})$$

Above, $(\bar{\alpha}, \bar{\beta}, \bar{\gamma})$ are the same as (A46).

$$\begin{aligned}
D_{\text{new}}(x_1, x_2, x_3, x_4, \bar{\alpha}, \bar{\beta}, \bar{\gamma}, \Delta t) = & \\
& -\frac{C_A^2 \alpha_s^2 M_i^2}{32\pi^4 E^2} (-x_1 x_2 x_3 x_4) \left\{ \Omega_+ \Omega_- \csc(\Omega_+ \Delta t) \csc(\Omega_- \Delta t) \right. \\
& \times \left[(\bar{\beta} Y_y^{\text{new}} Y_y^{\text{new}} + \bar{\gamma} \bar{Y}_{yy'}^{\text{new}} Y_{yy'}^{\text{new}}) I_0^{\text{new}} + (2\bar{\alpha} + \bar{\beta} + \bar{\gamma}) Z_{yy'}^{\text{new}} I_1^{\text{new}} \right. \\
& + [(\bar{\alpha} + \bar{\gamma}) Y_y^{\text{new}} Y_y^{\text{new}} + (\bar{\alpha} + \bar{\beta}) \bar{Y}_{yy'}^{\text{new}} Y_{yy'}^{\text{new}}] I_2^{\text{new}} \\
& \left. - (\bar{\alpha} + \bar{\beta} + \bar{\gamma}) (\bar{Y}_{yy'}^{\text{new}} Y_y^{\text{new}} I_3^{\text{new}} + Y_y^{\text{new}} Y_{yy'}^{\text{new}} I_4^{\text{new}}) \right] \\
& \left. - (2\bar{\alpha} + \bar{\beta} + \bar{\gamma}) \frac{x_2 x_3}{x_1 x_4} \mathcal{D}_2^{(\text{II})}(\Omega_i \text{sgn } M_i, \Delta t) \right\} \quad (\text{A64})
\end{aligned}$$

$$\mathcal{D}_2^{(\text{II})}(\Omega, \Delta t) = 2\pi^2 \left[\frac{\ln(2i\Omega \Delta t)}{(\Delta t)^2} - i\Omega^3 \Delta t \csc^2(\Omega \Delta t) \right] \quad (\text{A65})$$

$$A_{\text{new}}^{\text{pole}}(x, y) = \frac{\alpha_s^2}{2\pi^2} \frac{P(x) P(\frac{y}{1-x})}{1-x} \text{Re} \left\{ (i\Omega_0 \text{sgn } M_0) \left[-\sigma_{\text{bare}} \left(\frac{1}{\epsilon} + \ln \left(\frac{\pi \mu^2}{E \Omega_0 \text{sgn } M_0} \right) \right) + \frac{1}{2} \ln(xyz) \right] \right\} \quad (\text{A66})$$

Here the I_n^{new} are the same as the I_n^{seq} of (A39) except that the $(X, Y, Z)^{\text{seq}}$ there are replaced by

$$\begin{pmatrix} X_y^{\text{new}} & Y_y^{\text{new}} \\ Y_y^{\text{new}} & Z_y^{\text{new}} \end{pmatrix} = \begin{pmatrix} X_{y'}^{\text{new}} & Y_{y'}^{\text{new}} \\ Y_{y'}^{\text{new}} & Z_{y'}^{\text{new}} \end{pmatrix} \equiv \begin{pmatrix} |M_i| \Omega_i & 0 \\ 0 & 0 \end{pmatrix} - i a_y^{-1\top} \underline{\Omega} \cot(\underline{\Omega} \Delta t) a_y^{-1}, \quad (\text{A67a})$$

$$\begin{pmatrix} X_{yy'}^{\text{new}} & Y_{yy'}^{\text{new}} \\ \bar{Y}_{yy'}^{\text{new}} & Z_{yy'}^{\text{new}} \end{pmatrix} \equiv -i a_y^{-1\top} \underline{\Omega} \csc(\underline{\Omega} \Delta t) a_y^{-1}. \quad (\text{A67b})$$

The M 's, Ω 's and a 's are as in section A2a with (x_1, x_2, x_3, x_4) set to $(\hat{x}_1, \hat{x}_2, \hat{x}_3, \hat{x}_4) = (-1, y, z, x)$, and $(\Omega, M)_0 \equiv (\Omega, M)_{-1, x, 1-x}$. The only reason that the factors of $\text{sgn } M$ in (A64) and (A66) are necessary is to accommodate the transformation to $2 \text{Re}(x\bar{y}\bar{y}\bar{x})$ below.

d. $2 \text{Re}(x\bar{y}\bar{y}\bar{x})$

$$2 \text{Re} \left[\frac{d\Gamma}{dx dy} \right]_{x\bar{y}\bar{y}\bar{x}} = \frac{1}{2} [\bar{A}_{\text{new}}(x, y) + \bar{A}_{\text{new}}(1-x, y)] \quad (\text{A68})$$

$$\bar{A}_{\text{new}}(x, y) = \bar{A}_{\text{new}}^{\text{pole}}(x, y) + \int_0^\infty \frac{d(\widetilde{\Delta t})}{(1-x)^{1/2}} 2 \text{Re} [B_{\text{new}}(\frac{-x}{1-x}, \frac{y}{1-x}, \widetilde{\Delta t})] \quad (\text{A69})$$

$$\begin{aligned}
\bar{A}_{\text{new}}^{\text{pole}}(x, y) = & \frac{\alpha_s^2}{2\pi^2} P(x) P(y) \\
& \times \text{Re} \left\{ i\Omega_{-1, x, 1-x} \left[-\sigma_{\text{bare}} \left(\frac{1}{\epsilon} + \ln \left(\frac{\pi \mu^2}{\Omega_0 E} \right) \right) + \frac{1}{2} \ln(xy(1-x)(1-y)) + \frac{i\pi}{2} \right] \right\} \quad (\text{A70})
\end{aligned}$$

See appendix D5 for alternative ways to write (A69) and for comments concerning the physical meaning of the $\widetilde{\Delta t}$ integration variable.

Appendix B: More details on some formulas

Eq. (1.5b): As discussed in section II A, our differential rates do not contain final state symmetry factors, which must then be included when integrating. The factor of $1/2$ in the last term of (1.5b) is an identical final-state particle factor for two (y, z) of the three daughters (x, y, z) . The factor is $1/2$ instead of $1/3!$ because the question that defines our $[d\Gamma/dx]_{\text{net}}$ (what is the rate for $g \rightarrow ggg$ where any one of the daughters has energy xE) distinguishes the role of x , which is not integrated over, from the roles of y and z .

Eq. (1.6): To obtain this equation from (1.5b), split the integration region $0 < y < 1$ for $[\Delta\Gamma/dx dy]_{\text{virt II}}$ into (i) $0 < y < 1-x$ and (ii) $1-x < y < 1$. Then use the symmetry of Class II diagrams under $y \rightarrow 1-y$ (see fig. 5) to change the latter to $0 < y < x$.

Eq. (1.7): To obtain this equation from (1.6), split the integration region $0 < y < 1-x$ into (i) $0 < y < (1-x)/2$ and (ii) $(1-x)/2 < y < 1-x$, and then make the change of integration variable $y \rightarrow z \equiv 1-x-y$ for the latter. Finally, note that $[d\Gamma/dx dy]_{g \rightarrow ggg}$ is symmetric under permutations of the three daughters, and so in particular under $y \leftrightarrow z$. By the way, given the constraints of the θ functions, any upper limit $\geq 1/2$ could be used for the integral signs in (1.7): we've chosen $1/2$ just because that is the largest y for which the integrand can be non-zero if one considers all possible values of x .

Eq. (2.11): Eqs. (4.36–37) of ref. [23] give that the $1/\epsilon$ piece of $xy\bar{y}\bar{x}$ is

$$\left[\frac{d\Gamma}{dx dy} \right]_{xy\bar{y}\bar{x}} \simeq \frac{C_A^2 \alpha_s^2}{8\pi^2 \epsilon} \left[(i\Omega_i \text{sgn } M_i)^{d/2} + (i\Omega_f \text{sgn } M_f)^{d/2} \right] \times \hat{x}_1^2 \hat{x}_2 \hat{x}_3^2 \hat{x}_4 (\hat{x}_1 + \hat{x}_4)^2 (\hat{x}_3 + \hat{x}_4)^2 \left[(\alpha + \beta) - \frac{(\alpha + \gamma) \hat{x}_2 \hat{x}_4}{(\hat{x}_1 + \hat{x}_4)(\hat{x}_3 + \hat{x}_4)} \right], \quad (\text{B1})$$

where $(\hat{x}_1, \hat{x}_2, \hat{x}_3, \hat{x}_4) \equiv (-1, y, z, x)$ and $(M, \Omega)_i = (M, \Omega)_{-1, x, 1-x}$ and $(M, \Omega)_f = (M, \Omega)_{-(1-y), x, z}$. Then expand (B1) in ϵ for $d = 2 - \epsilon$.

Eq. (3.2): The type of convolution integral shown in the gain term is standard for any type of splitting process. But to make our discussion self-contained, we note that its form can be understood by initially writing the gain term as

$$\int_{\zeta}^1 d\zeta' \int_0^1 dx \delta(\zeta - x\zeta') \left[\frac{d\Gamma}{dx}(x, \zeta' E_0) \right]_{\text{net}} N(\zeta', E_0, t), \quad (\text{B2})$$

where $\zeta' E_0 > \zeta E_0$ is the energy of a particle in the shower that decays into a daughter carrying fraction x of the parent's energy. The δ function requires that the daughter's energy $x\zeta' E_0$ match the energy ζE_0 we are looking for, and all possibilities for ζ' and x are integrated over. Using the δ function to do the ζ' integral gives the gain term in (3.2).

Eq. (E18): The desired integral is convergent, but it will be useful to integrate the two terms separately. We must introduce a regulator to split up the integration because the integral of each term by itself is divergent. So consider the more general convergent integral

$$f(\epsilon) \equiv \int_0^\infty d\tau \tau^\epsilon \left(\frac{1}{\tau^2} - \frac{1}{\text{sh}^2 \tau} \right) \ln(a\tau) \quad (\text{B3})$$

and follow logic similar to dimensional regularization. By scaling arguments, similar to dimensional regularization, the integral of any power must be zero. For example,

$$\int_0^\infty \frac{d\tau}{\tau^{2-\epsilon}} \longrightarrow 0, \quad (\text{B4})$$

and then differentiating this result with respect to ϵ gives

$$\int_0^\infty \frac{d\tau}{\tau^{2-\epsilon}} \ln \tau \longrightarrow 0. \quad (\text{B5})$$

Writing $\ln(a\tau) = \ln a + \ln \tau$, (B4) and (B5) then give

$$\int_0^\infty \frac{d\tau}{\tau^{2-\epsilon}} \ln(a\tau) \longrightarrow 0, \quad (\text{B6})$$

and so the first term in (B3) integrates to zero with this regularization. We are left with

$$f(\epsilon) = - \int_0^\infty d\tau \frac{\tau^\epsilon \ln(a\tau)}{\text{sh}^2 \tau}. \quad (\text{B7})$$

Consider $\epsilon > 1$ (for which this integral is convergent), and then later analytically continue to $\epsilon = 0$. We can rewrite (B7) as

$$f(\epsilon) = f_0(\epsilon) \ln a + \frac{df_0(\epsilon)}{d\epsilon} \quad (\text{B8})$$

with

$$f_0(\epsilon) \equiv - \int_0^\infty d\tau \frac{\tau^\epsilon}{\text{sh}^2 \tau}. \quad (\text{B9})$$

From eq. (3.527.1) of Gradshteyn and Ryzhik [37],³⁶

$$f_0(\epsilon) = -2^{1-\epsilon} \Gamma(1+\epsilon) \zeta(\epsilon) = 1 + (\ln \pi - \gamma_E) \epsilon + O(\epsilon^2), \quad (\text{B10})$$

where ζ is the Riemann zeta function. Eq. (B8) then gives the desired result for our original integral by taking the limit $\epsilon=0$. To calm any doubts about this derivation, one may simply check the answer numerically.

Eq. (E28): Following the technique used above, consider the final integral in (E28) as a special case of

$$g(\epsilon) \equiv \int_0^\infty d\tau \tau^\epsilon \left[\frac{1}{\tau^2} \ln \left(\frac{1 - e^{-2\tau}}{2\tau} \right) + \frac{\tau}{\sinh^2 \tau} \right]. \quad (\text{B11})$$

Writing $\ln((1 - e^{-2\tau})/2\tau) = \ln(1 - e^{-2\tau}) - \ln(2\tau)$, the integral of $\tau^{\epsilon-2} \ln(2\tau)$ vanishes as in (B6). Expanding $\ln(1 - e^{-2\tau})$ in powers of $e^{-2\tau}$ and integrating term by term,

$$\int_0^\infty d\tau \tau^{\epsilon-2} \ln(1 - e^{-2\tau}) = -2^{1-\epsilon} \Gamma(\epsilon - 1) \zeta(\epsilon) = -\frac{1}{\epsilon} - \ln \pi + \gamma_E - 1 + O(\epsilon). \quad (\text{B12})$$

Adapting (B10),

$$\int_0^\infty d\tau \frac{\tau^{1+\epsilon}}{\text{sh}^2 \tau} = 2^{-\epsilon} \Gamma(2+\epsilon) \zeta(1+\epsilon) = \frac{1}{\epsilon} - \ln 2 + 1 + O(\epsilon). \quad (\text{B13})$$

³⁶ One may obtain this result by hand by integrating once by parts to turn $\tau^\epsilon / \text{sh}^2(\tau)$ into $\epsilon \tau^{\epsilon-1} \text{cth} \tau$. Then expand $\text{cth} \tau = (e^\tau + e^{-\tau}) / (e^\tau - e^{-\tau}) = 1 + 2e^{-2\tau} + 2e^{-4\tau} + \dots$ and integrate term by term, treating the first term $\int_0^\infty \tau^{\epsilon-1}$ as zero (similar to dimensional regularization). [Alternatively, one could put in a large- τ cut-off τ_{\max} , and then $\int_0^{\tau_{\max}} \tau^{\epsilon-1}$ would cancel the previously-ignored boundary terms from the integration by parts in the limit $\tau_{\max} \rightarrow \infty$.]

Putting everything together and then setting $\epsilon=0$ gives

$$\int_0^\infty d\tau \left[\frac{1}{\tau^2} \ln\left(\frac{1-e^{-2\tau}}{2\tau}\right) + \frac{\tau}{\sinh^2 \tau} \right] = -[\ln(2\pi) - \gamma_E], \quad (\text{B14})$$

as used in (E28).

Appendix C: (α, β, γ) in $d=2-\epsilon$ dimensions

Eqs. (A23) and (A46) present $d=2$ results from refs. [21] and [22] for (α, β, γ) and $(\bar{\alpha}, \bar{\beta}, \bar{\gamma})$, which are various combinations of helicity-dependent DGLAP splitting functions that arise in calculations of $g \rightarrow ggg$ diagrams. However, in this paper, we use these same quantities in the calculation of virtual diagrams for $g \rightarrow gg$, which are UV-divergent. So one might expect that when an α or β or γ is multiplied by a divergent $1/\epsilon$, then we need to know the $O(\epsilon)$ corrections to (α, β, γ) in order to calculate the finite pieces of our $g \rightarrow gg$ virtual diagrams, similar to what happens for QED in ref. [15].³⁷ In this appendix, we present $d=2-\epsilon$ results for (α, β, γ) and $(\bar{\alpha}, \bar{\beta}, \bar{\gamma})$. However, we will see that, in the final results of appendix A, (α, β, γ) and $(\bar{\alpha}, \bar{\beta}, \bar{\gamma})$ only appear in combinations where the $O(\epsilon)$ pieces cancel, and so the original $d=2$ results are all that are actually needed there.

The first important fact is that the helicity-averaged $g \rightarrow gg$ DGLAP splitting function $P(x)$ given in (A5) does not depend at all on dimension and so has no $O(\epsilon)$ correction. [See, for example, eq. (17) of ref. [38], which one may verify independently.] This lack of dependence on dimension is special to helicity-averaged $g \rightarrow gg$ splitting. Splittings involving quarks do depend on dimension, but we do not consider those in the large- N_c limit of gluon-initiated showers considered in this paper.

For the particular combinations of helicity-dependent splitting functions that we need, we found it easiest to do the calculation from scratch. The helicity basis is unwieldy in general dimensions since there are no longer simply two helicities \pm , and we find it simpler to do the calculation in a basis of linear polarizations. Other than that, we will follow the same notation and normalization conventions and derivations that were used for the $d=2$ case in sections 4.5 and 4.6 of ref. [21]. (See also appendix C of ref. [21].)

Following ref. [21], we write our splitting vertex matrix elements in the form

$$\langle \mathbf{p}_j, \mathbf{p}_k | \delta H | \mathbf{p}_i \rangle = g \mathcal{T}_{i \rightarrow jk} \cdot \mathbf{P}_{jk} \equiv \frac{g T_{i \rightarrow jk}^{\text{color}} \mathcal{P}_{i \rightarrow jk}}{2E^{3/2}} \cdot \mathbf{P}_{jk}, \quad (\text{C1})$$

where

$$\mathbf{P}_{jk} \equiv x_k \mathbf{p}_j - x_j \mathbf{p}_k \quad (\text{C2})$$

and the \mathbf{p} 's represent transverse momentum, with $\mathbf{p}_i = \mathbf{p}_j + \mathbf{p}_k$. The $\mathcal{T}_{i \rightarrow jk}$ factor above implicitly depends on the polarization, longitudinal momentum fractions, and color states of the parent i and daughters j, k . The color factor is the $T_{i \rightarrow jk}^{\text{color}}$ above, which is $-if^{abc}$ for $g \rightarrow gg$.

One may then extract the splitting functions $\mathcal{P}_{i \rightarrow jk}$ from the corresponding matrix elements in the nearly-collinear limit, and it's easiest to do this by temporarily choosing the axes

³⁷ Specifically, see the discussion at the end of appendix F.3 of ref. [15].

so that the parent has transverse momentum zero: $\mathbf{p}_i = 0$ above. Then define $\mathbf{q} \equiv \mathbf{p}_j = -\mathbf{p}_k$. One can calculate that the matrix element \mathcal{M} for the three-gluon interaction is given by

$$i\mathcal{M}_{\text{rel}} = 2gf^{abc} \left[\frac{q_K \delta_{IJ}}{\xi_k} - q_I \delta_{JK} + \frac{q_J \delta_{KI}}{\xi_j} \right] = 2gf^{abc} x_i \left[\frac{q_K \delta_{IJ}}{x_k} - \frac{q_I \delta_{JK}}{x_i} + \frac{q_J \delta_{KI}}{x_j} \right]. \quad (\text{C3})$$

Here, capital roman letters I, J, K run over $1, 2, \dots, d=2-\epsilon$ and index a basis for the (linear) transverse polarization states of the particles i, j, k . $\xi_j = x_j/x_i$ and $\xi_k = x_k/x_i$ are the longitudinal momentum fractions of the two daughters relative to their immediate parent in $g \rightarrow gg$. The x 's are longitudinal momentum fractions of the various particles in this one particular $g \rightarrow gg$ splitting relative to the original particle that initiated the entire double splitting process. In the nearly-collinear limit relevant to high-energy bremsstrahlung, the energies of the particles in this $g \rightarrow gg$ splitting are then $(E_i, E_j, E_k) = (x_i, x_j, x_k)E$, where E is the energy of the original particle that initiated the double-splitting process. We bring this up in order to match conventions with the analysis in ref. [21]. That analysis used non-relativistic normalization of states, and so the desired matrix element is related to the more conventional \mathcal{M}_{rel} above by

$$\begin{aligned} \langle \mathbf{p}_j, \mathbf{p}_k | \delta H | \mathbf{p}_i \rangle &= \frac{\mathcal{M}_{\text{rel}}}{(2E_i)^{1/2} (2E_j)^{1/2} (2E_k)^{1/2}} = \frac{\mathcal{M}_{\text{rel}}}{(x_i x_j x_k)^{1/2} (2E)^{3/2}} \\ &= \frac{-igf^{abc}}{(2x_i)^{1/2} (x_j x_k E)^{3/2}} [x_i x_j q_K \delta_{IJ} - x_j x_k q_I \delta_{JK} + x_k x_i q_J \delta_{KI}]. \end{aligned} \quad (\text{C4})$$

With our temporary convention that $\mathbf{p}_i = 0$, we have $\mathbf{P}_{jk} = (x_k + x_j)\mathbf{q} = x_i\mathbf{q}$. Then comparison of (C1) with (C4) gives the components of $\mathcal{P}_{i \rightarrow jk}$ to be

$$\mathcal{P}_{i \rightarrow jk}^n = \frac{\sqrt{2}}{(x_i x_j x_k)^{3/2}} [x_i x_j \delta_{IJ} \delta_{nK} - x_j x_k \delta_{JK} \delta_{nI} + x_k x_i \delta_{KI} \delta_{nJ}]. \quad (\text{C5})$$

In this appendix, we will assume that all the (x_i, x_j, x_k) are positive and will not bother with the absolute value signs that were included in (A23) to be consistent with front-end transformations.

We can now use (C5) in the definition of the combinations (α, β, γ) in eqs. (4.37–38) of ref. [21], which is

$$\begin{aligned} &\alpha(x, y) \delta^{\bar{n}n} \delta^{\bar{m}m} + \beta(x, y) \delta^{\bar{n}\bar{m}} \delta^{nm} + \gamma(x, y) \delta^{\bar{n}m} \delta^{n\bar{m}} \\ &\equiv \frac{1}{d} \sum_{I_i} \sum_{I_x, I_y, I_z} \left[\sum_{\bar{I}} \mathcal{P}_{\bar{I} \rightarrow I_z, I_x}^{\bar{n}} (1-y \rightarrow z, x) \mathcal{P}_{I_i \rightarrow \bar{I}, I_y}^{\bar{m}} (1 \rightarrow 1-y, y) \right]^* \\ &\quad \times \left[\sum_I \mathcal{P}_{I \rightarrow I_z, I_y}^n (1-x \rightarrow z, y) \mathcal{P}_{I_i \rightarrow I, I_x}^m (1 \rightarrow 1-x, x) \right]. \end{aligned} \quad (\text{C6})$$

[Here, we've indexed the possible linear polarization states using the letter I , whereas in ref. [21] the helicity basis was used, indicated by the letter h there.] Plugging (C5) into the right-hand side of (C6) and doing all the sums over polarization indices for d transverse dimensions, we can then extract from (C6) the results for (α, β, γ) . For $d = 2$, the results

are given in (A23) here and were originally presented in ref. [21]. For general d , we find

$$\alpha = \alpha_{d=2} - \frac{16(d-2)}{dx^2y^2z(1-x)^2(1-y)^2}, \quad (\text{C7a})$$

$$\beta = \beta_{d=2} + \frac{16(d-2)}{dx^2y^2z^2(1-x)(1-y)}, \quad (\text{C7b})$$

$$\gamma = \gamma_{d=2} - \frac{16(d-2)}{dxyz^2(1-x)^2(1-y)^2}. \quad (\text{C7c})$$

The $(d-2)/d$ terms above *cancel* in the combination

$$(\alpha + \gamma)z + (\beta + \gamma)(1-x)(1-y), \quad (\text{C8})$$

which is the only combination that appears multiplying a UV-divergent $1/\epsilon$ in our results summarized in appendix A [see (A58)]. For that reason, there is no problem with just using the $d=2$ values (A23) in appendix A.

A similar procedure determines $(\bar{\alpha}, \bar{\beta}, \bar{\gamma})$, which are defined by eqs. (E.2,E.3) of ref. [22] as

$$\begin{aligned} \bar{\alpha}(x, y) \delta^{\bar{n}n} \delta^{\bar{m}m} + \bar{\beta}(x, y) \delta^{\bar{n}\bar{m}} \delta^{nm} + \bar{\gamma}(x, y) \delta^{\bar{n}m} \delta^{n\bar{m}} \\ \equiv \frac{1}{d} \sum_{I_i} \sum_{I_x, I_y, I_z} \left[\sum_{\bar{I}} \mathcal{P}_{\bar{I} \rightarrow I_z, I_y}^{\bar{n}}(1-x \rightarrow z, y) \mathcal{P}_{I_i \rightarrow \bar{I}, I_x}^{\bar{m}}(1 \rightarrow 1-x, x) \right]^* \\ \times \left[\sum_I \mathcal{P}_{I \rightarrow I_z, I_y}^n(1-x \rightarrow z, y) \mathcal{P}_{I_i \rightarrow I, I_x}^m(1 \rightarrow 1-x, x) \right]. \end{aligned} \quad (\text{C9})$$

This gives

$$\bar{\alpha} = \bar{\alpha}_{d=2}, \quad (\text{C10a})$$

$$\bar{\beta} = \frac{4d}{xyz(1-x)^6} - \bar{\gamma} \quad (\text{C10b})$$

$$\bar{\gamma} = \frac{8(x-yz)}{x^2y^2z^2(1-x)^4} + \frac{32}{dx^2y^2z^2(1-x)^2}, \quad (\text{C10c})$$

One can check that these results satisfy the QCD version of the identity of eq. (F32) of ref. [15].³⁸

$$\bar{\alpha} + \frac{1}{d}\bar{\beta} + \frac{1}{d}\bar{\gamma} = \frac{P^{(d)}(x) P^{(d)}\left(\frac{y}{1-x}\right)}{C_A^2 x^2 y^2 z^2 (1-x)^3}, \quad (\text{C11})$$

remembering that for the case of $g \rightarrow gg$, the polarization-averaged splitting functions $P^{(d)}(x)$ do not in fact depend on dimension d .

In our summary of results in appendix A, $(\bar{\alpha}, \bar{\beta}, \bar{\gamma})$ either appear in formulas where there are no UV-divergent $1/\epsilon$ factors, or else only appear implicitly in d -independent combinations like $P(x) P(\dots)$ in (A66) and (A70). So the general- d formulas (C10) are not necessary for our results.

³⁸ This identity was first given in the earlier paper ref. [23] eq. (5.17) but had to be corrected as discussed in ref. [15] appendix F.3.

Appendix D: Details on transforming previous work to NLO $g \rightarrow gg$ diagrams

In this appendix, we give more detail about computing NLO $g \rightarrow gg$ diagrams. Since many of those diagrams are transformations of $g \rightarrow ggg$ diagrams, we start with the latter.

1. Prelude: $g \rightarrow ggg$ Crossed Diagrams

Though previous work [21, 23] has calculated $g \rightarrow ggg$ processes with dimensional regularization, those calculations were complete only for *sums* of crossed diagrams for which UV divergences $1/\epsilon$ canceled (as they must for tree-level processes). The transformations to virtual crossed diagrams in fig. 9 do not involve such UV-canceling collections of $g \rightarrow ggg$ diagrams, and so we now need complete results for *individual* $g \rightarrow ggg$ crossed diagrams. Consistently combining calculations of UV divergences with finite numerical integrals requires going slightly beyond what was done in ref. [23], and here we will organize the calculation using the methods developed in ref. [15].

In our calculations, UV divergences arise as $\Delta t \rightarrow 0$ divergences of single integrals $\int_0^\infty d(\Delta t) F(\Delta t)$ of some function $F(\Delta t)$. The full integrals are complicated enough that we do not know how to do them analytically. As explained in section 4.3.2 of ref. [15], our method for isolating the UV divergences and combining them with numerical integration is to rewrite

$$\int_0^\infty d(\Delta t) F_d(\Delta t) = \lim_{a \rightarrow 0} \left[\int_0^a d(\Delta t) F_d(\Delta t) + \int_a^\infty d(\Delta t) \mathcal{D}_2(\Delta t) \right] + \int_0^\infty d(\Delta t) [F_2(\Delta t) - \mathcal{D}_2(\Delta t)] + O(\epsilon), \quad (\text{D1})$$

where $F_d(\Delta t)$ is the integrand in dimensional regularization for $d=2-\epsilon$ transverse spatial dimensions. Above, $\mathcal{D}_2(\Delta t)$ is any convenient function that

- matches the divergence of $F_2(\Delta t)$ as $\Delta t \rightarrow 0$;
- falls off fast enough as $\Delta t \rightarrow \infty$ so that $\int_a^\infty d(\Delta t) \mathcal{D}_2(\Delta t)$ will converge for non-zero a ;
- is simple enough that $\int_a^\infty d(\Delta t) \mathcal{D}_2(\Delta t)$ can be performed analytically.

The last integral in (D1) is convergent and can be performed numerically. The first term can be found analytically by simplifying the otherwise complicated integrand $F_d(\Delta t)$ by expanding it in small Δt . The scare quotes around the limit “ $a \rightarrow 0$ ” in (D1) mean that $a \rightarrow 0$ should be taken after the $\epsilon \rightarrow 0$ limit. The exact choice of \mathcal{D}_2 does not matter: the total (D1) will be the same.

Let’s focus on the $xy\bar{y}\bar{x}$ diagram in fig. 1. The $d=2$ integrand for $2 \text{Re}(xy\bar{y}\bar{x})$, corresponding to $F_2(\Delta t)$ above, can be taken from ref. [21] and corresponds to a piece of our eqs. (A11–A12):

$$F_2(\Delta t) = 2 \text{Re} C(-1, y, z, x, \alpha, \beta, \gamma, \Delta t), \quad (\text{D2})$$

with C given by (A13–A14). The small Δt behavior of this result is given by eq. (5.46) of ref. [21] as

$$F_2(\Delta t) \simeq 2 \operatorname{Re} \left\{ \frac{i C_A^2 \alpha_s^2}{16 \pi^2 \Delta t} (\Omega_i \operatorname{sgn} M_i + \Omega_f \operatorname{sgn} M_f) \right. \\ \left. \times \hat{x}_1^2 \hat{x}_2 \hat{x}_3^2 \hat{x}_4 (\hat{x}_1 + \hat{x}_4)^2 (\hat{x}_3 + \hat{x}_4)^2 \left[(\alpha + \beta) - \frac{(\alpha + \gamma) \hat{x}_2 \hat{x}_4}{(\hat{x}_1 + \hat{x}_4)(\hat{x}_3 + \hat{x}_4)} \right] \right\}, \quad (\text{D3})$$

where

$$(\hat{x}_1, \hat{x}_2, \hat{x}_3, \hat{x}_4) = (-1, y, z, x). \quad (\text{D4})$$

Following similar choices made in ref. [15], we could now take $\mathcal{D}_2(\Delta t)$ to be, for example, the right-hand side of (D3) with the replacements³⁹

$$\frac{\Omega}{\Delta t} \longrightarrow \Omega^3 \Delta t \csc^2(\Omega \Delta t), \quad (\text{D5})$$

which has the same small- Δt behavior but falls off faster as $\Delta t \rightarrow \infty$. However, for the presentation in this paper, it will be less cumbersome to just wait until we have assembled all the other elements for the sum of crossed virtual diagrams and then choose a single overall \mathcal{D}_2 appropriate to that sum.

The information about $2 \operatorname{Re}(xy\bar{y}\bar{x})$ we will keep track of for now is (i) the $d=2$ formula (D2) for its integrand and (ii) the first integral in (D1), which integrates over small times. The latter, dimensionally-regulated integral is given by ref. [23]:⁴⁰

$$2 \operatorname{Re} \left[\frac{d\Gamma}{dx dy} \right]_{xy\bar{y}\bar{x}}^{(\Delta t < a)} = 2 \operatorname{Re} \left[\frac{d\Gamma}{dx dy} \right]_{xy\bar{y}\bar{x}}^{(\Delta t < a)[1]} + 2 \operatorname{Re} \left[\frac{d\Gamma}{dx dy} \right]_{xy\bar{y}\bar{x}}^{(\Delta t < a)[2]} \quad (\text{D6})$$

with

$$\left[\frac{d\Gamma}{dx dy} \right]_{xy\bar{y}\bar{x}}^{(\Delta t < a)[1]} = \frac{C_A^2 \alpha_s^2}{16 \pi^2} \left[\frac{2}{\epsilon} + \ln\left(\frac{\mu^4 a}{E^2}\right) + c_1 \right] [(i\Omega_i \operatorname{sgn} M_i)^{d/2} + (i\Omega_f \operatorname{sgn} M_f)^{d/2}] \\ \times \hat{x}_1^2 \hat{x}_2 \hat{x}_3^2 \hat{x}_4 (\hat{x}_1 + \hat{x}_4)^2 (\hat{x}_3 + \hat{x}_4)^2 \left[(\alpha + \beta) - \frac{(\alpha + \gamma) \hat{x}_2 \hat{x}_4}{(\hat{x}_1 + \hat{x}_4)(\hat{x}_3 + \hat{x}_4)} \right], \quad (\text{D7})$$

$$\left[\frac{d\Gamma}{dx dy} \right]_{xy\bar{y}\bar{x}}^{(\Delta t < a)[2]} = -\frac{i C_A^2 \alpha_s^2}{16 \pi^2} [\Omega_i \operatorname{sgn} M_i + \Omega_f \operatorname{sgn} M_f] \hat{x}_1^2 \hat{x}_2 \hat{x}_3^2 \hat{x}_4 (\hat{x}_1 + \hat{x}_4)^2 (\hat{x}_3 + \hat{x}_4)^2 \\ \times \left\{ \left[(\alpha + \beta) - \frac{(\alpha + \gamma) \hat{x}_2 \hat{x}_4}{(\hat{x}_1 + \hat{x}_4)(\hat{x}_3 + \hat{x}_4)} \right] \ln(\hat{x}_1 \hat{x}_2 \hat{x}_3 \hat{x}_4) - 2\gamma \right. \\ \left. - \frac{2(\alpha + \gamma) \hat{x}_2 \hat{x}_4}{(\hat{x}_1 + \hat{x}_4)(\hat{x}_3 + \hat{x}_4)} \right\} \quad (\text{D8})$$

³⁹ This is what we do to obtain the diagram-by-diagram numerical results that were used to determine the non-boldface entries of table I.

⁴⁰ Specifically, see eqs. (4.36) and (4.37) of ref. [23], except that the latter must be multiplied by $(\mu/E)^{2\epsilon}$, as discussed in appendix F.3 of ref. [15].

(up to terms that vanish as $\epsilon \rightarrow 0$), and

$$c_1 \equiv 1 + \ln(2\pi^2). \quad (\text{D9})$$

As discussed in section 6 of ref. [21], the other crossed $g \rightarrow ggg$ diagrams can be obtained by various substitutions:

$$xy\bar{y}\bar{x} \rightarrow x\bar{y}y\bar{x} : (\hat{x}_1, \hat{x}_2, \hat{x}_3, \hat{x}_4) \rightarrow (-(1-y), -y, 1-x, x) \text{ and } \alpha \leftrightarrow \beta, \quad (\text{D10a})$$

$$xy\bar{y}\bar{x} \rightarrow x\bar{y}\bar{x}y : (\hat{x}_1, \hat{x}_2, \hat{x}_3, \hat{x}_4) \rightarrow (-y, -(1-y), x, 1-x) \text{ and } (\alpha, \beta, \gamma) \leftrightarrow (\gamma, \alpha, \beta), \quad (\text{D10b})$$

where the changes to $(\hat{x}_1, \hat{x}_2, \hat{x}_3, \hat{x}_4)$ are also applied to our formulas (A19) defining $(\Omega, M)_i$ and $(\Omega, M)_f$.

2. Crossed Virtual Diagrams

We now obtain results for the crossed virtual diagrams from the preceding expressions by using the transformations of fig. 9.

a. $(\Delta t < a)[1]$ terms

Let's first focus on the “ $(\Delta t < a)[1]$ ” terms, which trace back to (D7), using (D10) when relevant. We find

$$\begin{aligned} 2 \operatorname{Re} \left[\frac{d\Gamma}{dx dy} \right]_{\text{virt Ic}}^{\Delta t < a[1]} = & \\ & - \frac{C_A^2 \alpha_s^2}{8\pi^2} xyz(1-x)(1-y) \operatorname{Re} \left\{ \left[\frac{2}{\epsilon} + \ln\left(\frac{\mu^4 a}{E^2}\right) + c_1 \right] (H_{yx\bar{x}y} + H_{y\bar{x}xy} + H_{\bar{x}yxy} + H_{xy\bar{y}\bar{x}}) \right. \\ & \left. - 4H_{xy\bar{y}\bar{x}} \ln(1-y) \right\}, \quad (\text{D11}) \end{aligned}$$

where the contributions from individual diagrams (in some cases complex conjugated) are

$$H_{yx\bar{x}y} = [(i\Omega_{-1,y,1-y})^{d/2} + (i\Omega_{-(1-x),y,z})^{d/2}] [(\alpha+\beta)z(1-x)(1-y) + (\alpha+\gamma)xyz], \quad (\text{D12a})$$

$$\begin{aligned} H_{y\bar{x}xy} = & [(i\Omega_{-1,y,1-y})^{d/2} + (i\Omega_{-(1-x),y,z})^{d/2}] \\ & \times [-(\alpha+\beta)z(1-x)(1-y) + (\beta+\gamma)xy(1-x)(1-y)], \quad (\text{D12b}) \end{aligned}$$

$$H_{\bar{x}yxy} = [(i\Omega_{-1,x,1-x})^{d/2} + (i\Omega_{-(1-x),y,z})^{d/2}] [-(\alpha+\gamma)xyz - (\beta+\gamma)xy(1-x)(1-y)], \quad (\text{D12c})$$

$$H_{xy\bar{y}\bar{x}} = [(i\Omega_{-1,y,1-y})^{d/2} + (i\Omega_{-1,x,1-x})^{d/2}] [-(\alpha+\gamma)xyz - (\beta+\gamma)xy(1-x)(1-y)]. \quad (\text{D12d})$$

The $1/\epsilon$ pieces of these formulas are the divergences (2.13) presented in the main text. The subscript “virt Ic” in (D11) stands for “virtual crossed diagrams” (which are all a type of Class I diagram), as in (A53).

The $xy\bar{y}\bar{x}$ is a little different from the other diagrams above because it is the only one that involves a front-end transformation. Fig. 9 shows that $2 \operatorname{Re}(xy\bar{y}\bar{x})$ is given by a front-end

transformation of $2 \operatorname{Re}(x\bar{y}\bar{x}y)$ followed by $x \leftrightarrow y$. The initial front-end transformation (2.7) takes

$$(x, y, E) \longrightarrow \left(\frac{-x}{1-x}, \frac{y}{1-x}, (1-x)E \right). \quad (\text{D13})$$

One can check from the explicit formulas (A23) for (α, β, γ) that this transformation maps

$$(\alpha, \beta, \gamma) \longrightarrow (1-x)^{10}(\beta, \alpha, \gamma). \quad (\text{D14})$$

We have used this plus the fact that (α, β, γ) are symmetric under $x \leftrightarrow y$ in deriving (D12d).

The other special feature of the front-end transformation (2.7) is that it introduces an overall factor of $(1-x)^{-\epsilon}$. To see what happens to this, focus on the factor $[2/\epsilon + \ln(\mu^4 a/E^2) + c_1]$ in (D7) for $xy\bar{y}\bar{x}$. By (D10b), this factor is the same for $x\bar{y}\bar{x}y$. The front-end transformation (D13) of E together with the overall front-end transformation factor $(1-x)^{-\epsilon}$, followed by the switch of variables $x \leftrightarrow y$, then takes

$$\begin{aligned} \left[\frac{2}{\epsilon} + \ln\left(\frac{\mu^4 a}{E^2}\right) + c_1 \right] &\longrightarrow (1-y)^{-\epsilon} \left[\frac{2}{\epsilon} + \ln\left(\frac{\mu^4 a}{[(1-y)E]^2}\right) + c_1 \right] \\ &= \left[\frac{2}{\epsilon} + \ln\left(\frac{\mu^4 a}{E^2}\right) + c_1 \right] - 4 \ln(1-y) + O(\epsilon). \end{aligned} \quad (\text{D15})$$

The extra $-4 \ln(1-y)$ term above is responsible for the last term in (D11), and we will see later that it conspires in a natural way with similar logarithms in the “ $(\Delta t < a)[2]$ ” piece of $2 \operatorname{Re}(yxy\bar{x})$ that we will derive from (D8).

When the four terms (D12) are added together in (D11), all but the two $(i\Omega_{-1,x,1-x})^{d/2}$ terms cancel in pairs. Expanding those in ϵ , we find

$$\begin{aligned} 2 \operatorname{Re} \left[\frac{d\Gamma}{dx dy} \right]_{\text{virt Ic}}^{\Delta t < a[1]} &= \\ &\frac{C_A^2 \alpha_s^2}{4\pi^2} xyz(1-x)(1-y) \\ &\times \operatorname{Re} \left\{ \left(\left[\frac{2}{\epsilon} + \ln\left(\frac{\mu^4 a}{i\Omega_0 E^2}\right) + c_1 \right] i\Omega_0 \right) [(\alpha+\gamma)xyz + (\beta+\gamma)xy(1-x)(1-y)] \right. \\ &\quad \left. + 2H_{yxy\bar{x}}^{(d=2)} \ln(1-y) \right\}, \end{aligned} \quad (\text{D16})$$

where $\Omega_0 \equiv \Omega_{-1,x,1-x}$.

b. $(\Delta t < a)[2]$ terms

Similarly combining (D8), (D10) and fig. 9, we find the remaining contributions from the dimensionally-regulated integration over $\Delta t < a$ are

$$\begin{aligned} 2 \operatorname{Re} \left[\frac{d\Gamma}{dx dy} \right]_{\text{virt Ic}}^{\Delta t < a[2]} &= \frac{C_A^2 \alpha_s^2}{8\pi^2} xyz(1-x)(1-y) \operatorname{Re} \left\{ (H_{yxy\bar{y}}^{(d=2)} + H_{yxy\bar{x}}^{(d=2)}) \ln(e^{-i\pi}xyz) \right. \\ &\quad + (H_{y\bar{x}xy}^{(d=2)} + H_{\bar{x}yxy}^{(d=2)}) \ln(xy(1-x)(1-y)) - 4H_{yxy\bar{x}}^{(d=2)} \ln(1-y) \\ &\quad \left. + h_{yx\bar{x}y} + h_{y\bar{x}xy} + h_{\bar{x}yxy} + h_{yxy\bar{x}} \right\}, \end{aligned} \quad (\text{D17})$$

with

$$h_{y\bar{x}xy} = (i\Omega_{-1,y,1-y} + i\Omega_{-(1-x),y,z})[-2\gamma z(1-x)(1-y) + 2(\alpha + \gamma)xyz], \quad (\text{D18a})$$

$$h_{y\bar{x}xy} = (i\Omega_{-1,y,1-y} + i\Omega_{-(1-x),y,z})[2\gamma z(1-x)(1-y) + 2(\beta + \gamma)xy(1-x)(1-y)], \quad (\text{D18b})$$

$$h_{\bar{x}yxy} = (i\Omega_{-1,x,1-x} + i\Omega_{-(1-x),y,z})[2\beta xyz - 2(\beta + \gamma)xy(1-x)(1-y)], \quad (\text{D18c})$$

$$h_{yxy\bar{x}} = (i\Omega_{-1,y,1-y} + i\Omega_{-1,x,1-x})[2\alpha xy(1-x)(1-y) - 2(\alpha + \gamma)xyz]. \quad (\text{D18d})$$

The individual contributions from each diagram to (D17) can be identified by the subscripts. The phase $e^{-i\pi}$ in a logarithm should be interpreted as

$$\ln(e^{-i\pi}xyz) = \ln(xyz) - i\pi, \quad (\text{D19})$$

and the selection of this branch cut is explained in section 4.6 of ref. [23].

c. $\mathcal{D}_2(\Delta t)$

We are now in a position to choose $\mathcal{D}_2(\Delta t)$ of (D1) for the entire sum of crossed virtual diagrams. The $1/\epsilon$ divergence in (D16) represents the dimensional regularization of a $\Delta t \rightarrow 0$ divergent integral $\int_0^a d(\Delta t)/(\Delta t)$. We may use this as a convenient short-cut to read off the $\Delta t \rightarrow 0$ behavior of the integrand from (D16), using the observation of eq. (4.35) of ref [23] that the regulated UV divergence is

$$\int_0^a \frac{d(\Delta t)}{(\Delta t)^{d/2}} = \frac{2}{\epsilon} + \ln a + O(\epsilon). \quad (\text{D20})$$

From the $1/\epsilon$ terms of (D16), we then see that the small Δt behavior $F_2(\Delta t)$ of the $d=2$ integrand for the sum of virtual crossed diagrams is

$$\frac{C_A^2 \alpha_s^2}{4\pi^2} xyz(1-x)(1-y) \frac{\text{Re}(i\Omega_0)}{\Delta t} [(\alpha + \gamma)xyz + (\beta + \gamma)xy(1-x)(1-y)]. \quad (\text{D21})$$

(Alternatively, one could explicitly extract the $\Delta t \rightarrow 0$ behavior of each diagram and add them up to get the same answer.) Applying the replacement (D5) to (D21) yields our choice of \mathcal{D}_2 , given in (A57).

One of the terms we need in our split (D1) of analytic vs. numerical integration is an analytic integral of $\mathcal{D}_2(\Delta t)$. Integrating (A57) using

$$\int_a^\infty d(\Delta t) \Omega^3 \Delta t \csc^2(\Omega \Delta t) = -\Omega [\ln(2i\Omega a) - 1] + O(a) \quad (\text{D22})$$

for small a , and combining with (D16) and (D17), gives a result for what we call

$$A_{\text{virt Ic}}^{\text{pole}}(x, y) \equiv \lim_{a \rightarrow 0} \left[\int_0^a d(\Delta t) F_d(\Delta t) + \int_a^\infty d(\Delta t) \mathcal{D}_2(\Delta t) \right]_{\text{virt Ic}} \quad (\text{D23})$$

for this aspect of the sum of virtual crossed diagrams. Our result for $A_{\text{virt Ic}}^{\text{pole}}$ is given in (A58).

d. $F_2(\Delta t)$

From (D2) for $2 \operatorname{Re}(xy\bar{y}\bar{x})$, combined with (D10) to get other crossed $g \rightarrow ggg$ diagrams, combined with fig. 9 to relate them to crossed virtual diagrams, we have

$$\begin{aligned} [F_2(\Delta t)]_{\text{virt Ic}} = & 2 \operatorname{Re} \left(-C(-1, x, z, y, \alpha, \beta, \gamma, \Delta t) - C(-(1-x), -x, 1-y, y, \beta, \alpha, \gamma, \Delta t) \right. \\ & - C(-y, -(1-y), x, 1-x, \gamma, \alpha, \beta, \Delta t) \\ & \left. - \left\{ [C(-y, -(1-y), x, 1-x, \gamma, \alpha, \beta, \Delta t)]_{(x,y,E) \rightarrow (\frac{-x}{1-x}, \frac{y}{1-x}, (1-x)E)} \right\}_{x \leftrightarrow y} \right). \end{aligned} \quad (\text{D24})$$

One can simplify the last $-C$ term. Using (D14) and the fact that every term in the formulas (A13,A14) determining C is proportional to one of (α, β, γ) , the last term in (D24) is equivalent to

$$-(1-y)^{10} [C(-\frac{x}{1-y}, -\frac{z}{1-y}, -\frac{y}{1-y}, \frac{1}{1-y}, \gamma, \beta, \alpha, \Delta t)]_{E \rightarrow (1-y)E}. \quad (\text{D25})$$

From (A13) and (A14) [and keeping track of all E 's hidden inside of definitions of Ω 's and M 's and thence inside (X, Y, Z) 's and I 's], one may verify the scaling property that

$$[C(\lambda x_1, \lambda x_2, \lambda x_3, \lambda x_4, \alpha, \beta, \gamma, \Delta t)]_{E \rightarrow E/\lambda} = \lambda^{10} C(x_1, x_2, x_3, x_4, \alpha, \beta, \gamma). \quad (\text{D26})$$

So (D25) may be rewritten as

$$-C(-x, -z, -y, 1, \gamma, \beta, \alpha, \Delta t). \quad (\text{D27})$$

Since we take $2 \operatorname{Re}(\dots)$ in (D24), we may replace the above by its complex conjugate. In our formalism, conjugating diagrams is equivalent to negating the values of all the x_i , and so the conjugate of (D27) is $-C(x, z, y, -1, \gamma, \beta, \alpha, \Delta t)$. This is the version we have used for our final rewriting of (D24), which is presented as $2 \operatorname{Re} B_{\text{virt Ic}}$ in eqs. (A55) and (A56). Following (D1), this $(F_2)_{\text{virt Ic}} = 2 \operatorname{Re} B_{\text{virt Ic}}$ is combined with $(\mathcal{D}_2)_{\text{virt Ic}}$ and $A_{\text{virt Ic}}^{\text{pole}}$ (D23) to give our final total result (A55) for the crossed virtual diagrams.

3. Sequential Virtual Diagrams

The sum of Class I sequential virtual diagrams ($xy\bar{x}y$, $x\bar{x}yy$, and $x\bar{x}\bar{y}\bar{y}$ from fig. 4 plus conjugates) are, by fig. 9, just the back-end transformation of the sum of the three $g \rightarrow ggg$ sequential diagrams shown in the first line of fig. 2 plus conjugates. The latter, computed previously [22], is $\mathcal{A}_{\text{seq}}(x, y) + \mathcal{A}_{\text{seq}}(x, z)$ with \mathcal{A}_{seq} given by (A59), where the separate terms $\mathcal{A}_{\text{seq}}(x, y)$ and $\mathcal{A}_{\text{seq}}(x, z)$ correspond to two different large- N_c color routings of the diagrams.⁴¹ The back-end transformation just introduces an overall minus sign, and we must include a loop symmetry factor of $\frac{1}{2}$ for the amplitude (blue) or conjugate amplitude (red) loops in the resulting virtual diagrams, giving

$$-\frac{1}{2} [\mathcal{A}_{\text{seq}}(x, y) + \mathcal{A}_{\text{seq}}(x, z)]. \quad (\text{D28})$$

⁴¹ See section 2.2.1 of ref. [22].

This result is summarized in (A59).

Similarly, as depicted in fig. 10, a front-end transformation of $\mathcal{A}_{\text{seq}}(x, y) + \mathcal{A}_{\text{seq}}(x, z)$ followed by $x \leftrightarrow y$ gives the sum $2 \text{Re}[\bar{y}x\bar{y}\bar{x} + \bar{y}\bar{y}x\bar{x} + y\bar{y}x\bar{x}]$ of three Class II sequential virtual diagrams:

$$- \frac{1}{2} \left[\mathcal{A}_{\text{seq}}\left(\frac{-y}{1-y}, \frac{x}{1-y}\right) + \mathcal{A}_{\text{seq}}\left(\frac{-y}{1-y}, \frac{1-x}{1-y}\right) \right]_{E \rightarrow (1-y)E}. \quad (\text{D29})$$

Since rates for all of these processes (as well as for leading-order $g \rightarrow gg$) ultimately depend on \hat{q} and E as $\sqrt{\hat{q}/E}$, we can rewrite (D29) as⁴²

$$- \frac{1}{2} (1-y)^{-1/2} \left[\mathcal{A}_{\text{seq}}\left(\frac{-y}{1-y}, \frac{x}{1-y}\right) + \mathcal{A}_{\text{seq}}\left(\frac{-y}{1-y}, \frac{1-x}{1-y}\right) \right]. \quad (\text{D30})$$

This is the result summarized in (A60).

A small advantage of (D30) over (D29) for numerical work is that one may work throughout in units where $\hat{q}=1$ and $E=1$ to get numerical results for rates in units of $\sqrt{\hat{q}/E}$. Alternatively, one could implement the original (D29) by making E itself an additional argument of all the functions in section A 2 c.

For analytic work, there is a potential conceptual confusion associated with (D30) concerning the meaning of the integration variable Δt in the definition (A32) of \mathcal{A}_{seq} . In all the previous discussion in this paper, Δt has represented the difference in time between the middle two splitting vertices of interference diagrams like figs. 1, 2, 4, and 5. However, if one steps through in mathematical detail how the explicit formulas of section A 2 c produce equivalence of (D29) and (D30), one finds that $\widetilde{\Delta t} = (1-y)^{-1/2} \Delta t$, where $\widetilde{\Delta t}$ represents the time integration variable associated here with the formula for (D30). In terms of our earlier scaling argument for (D30) from (D29), which bypassed looking at details of the formulas for \mathcal{A}_{seq} , this rescaling of the meaning of the Δt integration variable reflects the fact that formation times scale like $\sqrt{E/\hat{q}}$.

Finally, we mention that (D14) showed how the combinations (α, β, γ) of helicity-dependent DGLAP splitting functions mapped into each other under front-end transformation, but there is no similar relation for the combinations $(\bar{\alpha}, \bar{\beta}, \bar{\gamma})$ that appear in formulas like (A33) for sequential diagrams. But we have checked that front-end transformation (D13) takes

$$(\bar{\alpha}, \bar{\beta}, \bar{\gamma}) \longrightarrow (1-x)^{10} (\bar{\bar{\alpha}}, \bar{\bar{\beta}}, \bar{\bar{\gamma}}), \quad (\text{D31})$$

where $(\bar{\bar{\alpha}}, \bar{\bar{\beta}}, \bar{\bar{\gamma}})$ are the combinations of splitting functions that would be obtained by *directly* evaluating front-end sequential virtual diagrams instead of using our short-cut method of front-end transforming previously known $g \rightarrow ggg$ sequential diagrams. In detail, (D31) gives $(\bar{\bar{\alpha}}, \bar{\bar{\beta}}, \bar{\bar{\gamma}})$ in terms of eqs. (A46) for $(\bar{\alpha}, \bar{\beta}, \bar{\gamma})$ as

$$\bar{\bar{\alpha}}(x, y) = (1-x)^{-10} \bar{\alpha}\left(\frac{-x}{1-x}, \frac{y}{1-x}\right), \quad \text{etc.} \quad (\text{D32})$$

Unlike $(\bar{\alpha}, \bar{\beta}, \bar{\gamma})$, the $(\bar{\bar{\alpha}}, \bar{\bar{\beta}}, \bar{\bar{\gamma}})$ turn out to be symmetric in $x \leftrightarrow y$ and so are unaffected by that step of the transformation of $g \rightarrow ggg$ diagrams into Class II sequential virtual diagrams in fig. 10.

⁴² Note that, unlike (D15), we do not need the overall $(1-y)^{-\epsilon}$ factor arising from the front-end transformation. That's because \mathcal{A}_{seq} is finite as $\epsilon \rightarrow 0$.

4. $2 \operatorname{Re}(xyy\bar{x})$

As mentioned in the main text, we can obtain the result for the $xyy\bar{x}$ diagram of fig. 4 by adapting the results [15] for the similar QED diagram of fig. 12. To go from QED to QCD, we need the following modifications.

- To account for QCD group factors at the vertices, we need to replace $N_f \alpha_{\text{EM}}^2 \rightarrow d_A^{-1} \alpha_s^2 \operatorname{tr}(T_A^a T_A^b T_A^b T_A^a) = C_A^2 \alpha_s^2$ overall. However, there are two different large- N_c color routings of the QCD diagram, similar to the discussion of color routings of sequential diagrams in section 2.2.1 of ref. [22]. So the overall $C_A^2 \alpha_s^2$ corresponds to a factor of $\frac{1}{2} C_A^2 \alpha_s^2$ per large- N_c color routing.
- $P_{e \rightarrow e}$ and $P_{\gamma \rightarrow e}$ are both replaced by $P_{g \rightarrow gg}/C_A$, where the C_A is taken out because each C_A in a $P_{g \rightarrow gg}$ is already explicitly accounted for in the $N_f \alpha_{\text{EM}}^2 \rightarrow C_A^2 \alpha_s^2$ translation above. Similarly, one should use the (gluonic) QCD formulas of (A46) for the combinations $(\bar{\alpha}, \bar{\beta}, \bar{\gamma})$ of helicity-dependent splitting functions that are needed for this diagram. (See appendix C for an explanation of why $d=2-\epsilon$ versions are not needed.)
- Unlike the electron self-energy loop in fig. 12, the corresponding gluon self-energy loop comes with a loop symmetry factor of $\frac{1}{2}$.
- Use the (gluonic) QCD formulas of appendix A 2 for complex frequencies Ω and matrices a of normal modes.
- Unlike QED, Ω_- is non-zero, and so, for example, prefactors such as $\Omega_+ \csc(\Omega_+ \Delta t)/\Delta t$ in the QED calculation will revert to the more general form $\Omega_+ \csc(\Omega_+ \Delta t) \Omega_- \csc(\Omega_- \Delta t)$ in the QCD calculation.

Let $A_{\text{new}}(x, y)$ represent a single color routing *not* including the loop symmetry factor $\frac{1}{2}$. By the same arguments given in section 2.2.1 of ref. [22], the two color routings are related by $y \leftrightarrow z$, and so

$$2 \operatorname{Re} \left[\frac{d\Gamma}{dx dy} \right]_{xyy\bar{x}} = \frac{1}{2} [A_{\text{new}}(x, y) + A_{\text{new}}(x, z)], \quad (\text{D33})$$

which is (A61). For A_{new} , we can then copy various formulas from ref. [15] with $N_f \alpha_{\text{EM}} \rightarrow \frac{1}{2} C_A^2 \alpha_s^2$ and other modifications listed above. The $[d\Gamma/dx_e dy_e]_{xyy\bar{x}}^{(\text{subtracted})}$ of eq. (A.43) of ref. [15] corresponds to the $\int_0^\infty d(\Delta t) [F_2(\Delta t) - \mathcal{D}_2(\Delta t)]$ of our (D1) and translates to what we call $\int_0^\infty d(\Delta t) 2 \operatorname{Re}[B_{\text{new}}(x, y, \Delta t)]$ in our (A62–A65).

All that remains is the pole piece, which we will package a little differently in this paper than in ref. [15]. Similar to our analysis of crossed virtual diagrams, the pole piece corresponds to the $\int_0^a d(\Delta t) F_d(\Delta t) + \int_a^\infty \mathcal{D}_2(\Delta t)$ term in (D1). The QCD formula we need can

be obtained by starting from eq. (F.42) of ref. [15] for QED:⁴³

$$\begin{aligned}
& \lim_{a \rightarrow 0} \left\{ \left[\frac{d\Gamma}{dx_e} \right]_{xyy\bar{x}}^{(\Delta t < a)} + \left[\frac{d\Gamma}{dx_e} \right]_{xyy\bar{x}}^{(\mathcal{D}_2)} \right\} \\
&= \left(\frac{\mu^2}{E} \right)^\epsilon \frac{dN_f \alpha_{\text{EM}}^2}{2^{d+2} \pi^{2d}} \Gamma^2\left(\frac{1}{2} + \frac{d}{4}\right) \frac{P_{e \rightarrow e}^{(d)}(x_e)}{x_e^{\epsilon/2} (1-x_e)^\epsilon} \int_0^1 d\eta_e \frac{P_{\gamma \rightarrow e}^{(d)}(\eta_e)}{[\eta_e(1-\eta_e)]^{\epsilon/2}} \\
&\quad \times 2\pi^2 i \bar{\Omega}_i^{d-1} \left[-\left(\frac{2}{\epsilon} - \gamma_E + \ln(4\pi)\right) + 4 \ln 2 + 3 \ln \pi - 1 \right] + O(\epsilon), \tag{D34}
\end{aligned}$$

where $\eta_e \equiv y_e/(1-x_e)$. Here we also adopt the shorthand notation of ref. [15] that

$$\bar{\Omega} \equiv \Omega \text{sgn } M. \tag{D35}$$

In the QED case, it was possible to explicitly perform the integral over η_e above to get the pole piece of $[d\Gamma/dx]_{xyy\bar{x}}$.⁴⁴ For the QCD translation, the corresponding y integral will be IR divergent because, unlike $P_{\gamma \rightarrow e}(\eta)$, gluon splitting $P_{g \rightarrow g}(\eta)$ diverges in the soft limit $\eta \rightarrow 0$. We could do the integral explicitly using our IR regulator δ , but, for our various discussions of cancellations of QCD power-law IR divergences in this paper, it has been very useful to work in terms of $d\Gamma/dx dy$ for virtual diagrams instead of directly with the IR-regulated $d\Gamma/dx$ for each diagram. So we'll instead translate the unintegrated version of (D34),

$$\begin{aligned}
& \lim_{a \rightarrow 0} \left\{ \left[\frac{d\Gamma}{dx_e dy_e} \right]_{xyy\bar{x}}^{(\Delta t < a)} + \left[\frac{d\Gamma}{dx_e dy_e} \right]_{xyy\bar{x}}^{(\mathcal{D}_2)} \right\} \\
&= \left(\frac{\mu^2}{E} \right)^\epsilon \frac{dN_f \alpha_{\text{EM}}^2}{2^{d+2} \pi^{2d}} \Gamma^2\left(\frac{1}{2} + \frac{d}{4}\right) \frac{P_{e \rightarrow e}^{(d)}(x_e)}{x_e^{\epsilon/2} (1-x_e)^\epsilon} \frac{1}{(1-x_e)} \frac{P_{\gamma \rightarrow e}^{(d)}(\eta_e)}{[\eta_e(1-\eta_e)]^{\epsilon/2}} \\
&\quad \times 2\pi^2 i \bar{\Omega}_i^{d-1} \left[-\left(\frac{2}{\epsilon} - \gamma_E + \ln(4\pi)\right) + 4 \ln 2 + 3 \ln \pi - 1 \right] + O(\epsilon), \tag{D36}
\end{aligned}$$

from QED to

$$\begin{aligned}
A_{xyy\bar{x}}^{\text{pole}} &= \left(\frac{\mu^2}{E} \right)^\epsilon \frac{d\alpha_s^2}{2^{d+3} \pi^{2d}} \Gamma^2\left(\frac{1}{2} + \frac{d}{4}\right) \frac{P^{(d)}(x)}{x^{\epsilon/2} (1-x)^\epsilon} \frac{1}{(1-x)} \frac{P^{(d)}(\eta)}{[\eta(1-\eta)]^{\epsilon/2}} \\
&\quad \times 2\pi^2 i \bar{\Omega}_i^{d-1} \left[-\left(\frac{2}{\epsilon} - \gamma_E + \ln(4\pi)\right) + 4 \ln 2 + 3 \ln \pi - 1 \right] + O(\epsilon) \tag{D37}
\end{aligned}$$

for QCD. Ω_i for the QCD diagram is equal to $\Omega_0 \equiv \Omega_{-1, x, 1-x}$. Now (i) use the fact that the $g \rightarrow gg$ splitting function $P(x)$ is independent of dimension (see appendix C), (ii) fully expand the above in ϵ and drop terms that vanish as $\epsilon \rightarrow 0$, and (iii) use $\eta \equiv y/(1-x)$. This gives

$$A_{xyy\bar{x}}^{\text{pole}}(x, y) = \frac{\alpha_s^2}{4\pi^2} \frac{P(x) P(\frac{y}{1-x})}{1-x} i \bar{\Omega}_0 \left[-\frac{1}{\epsilon} - \ln\left(\frac{\pi \mu^2}{\Omega_0 E}\right) + \frac{1}{2} \ln(xyz) \right]. \tag{D38}$$

Taking $2 \text{Re}(\dots)$ to add in the conjugate diagram gives what we call $A_{\text{new}}^{\text{pole}}$ in (A66).

⁴³ Here we have accounted for an overall sign error that appeared in the original published version of eq. (F.42) in ref. [15].

⁴⁴ In the QED case, the pole piece of $[d\Gamma/dx]_{xyy\bar{x}}$ corresponds to everything other than the subtracted term in eq. (A.41) of ref. [15].

5. $2 \operatorname{Re}(x\bar{y}\bar{y}\bar{x})$

We obtain $2 \operatorname{Re}(x\bar{y}\bar{y}\bar{x})$ from $2 \operatorname{Re}(xy\bar{y}\bar{x})$ by combined front-end and back-end transformation as depicted in fig. 11. The non-pole (subtracted) piece $\int_0^\infty d(\Delta t) 2 \operatorname{Re} B_{\text{new}}(x, y, \Delta t)$ of $2 \operatorname{Re}(xy\bar{y}\bar{x})$ transforms to

$$\int_0^\infty d(\Delta t) 2 \operatorname{Re} [B_{\text{new}}(\frac{-x}{1-x}, \frac{y}{1-x}, \Delta t)]_{E \rightarrow (1-x)E}. \quad (\text{D39})$$

For the same reasons as described for \mathcal{A}_{seq} in (D30), the above can be rewritten as

$$\int_0^\infty \frac{d(\widetilde{\Delta t})}{(1-x)^{1/2}} 2 \operatorname{Re} [B_{\text{new}}(\frac{-x}{1-x}, \frac{y}{1-x}, \widetilde{\Delta t})]. \quad (\text{D40})$$

This result appears as the integral in (A69). Here we have called the integration variable $\widetilde{\Delta t}$ instead of Δt for reasons similar to those described in section D3, but here the relation is

$$\widetilde{\Delta t} = (1-x)^{-1/2} \Delta t. \quad (\text{D41})$$

For the pole piece, we could do the same thing, but we prefer to do the transformation by hand in order to be careful about issues concerning branch cuts. Using fig. 11, the pole piece (D38) for $xy\bar{y}\bar{x}$ transforms to

$$\begin{aligned} A_{x\bar{y}\bar{y}\bar{x}}^{\text{pole}}(x, y) &= (1-x)^{-\epsilon} \frac{\alpha_s^2}{4\pi^2} P(x) P(y) \left\{ -i\Omega_0^* \left[-\frac{1}{\epsilon} - \ln\left(\frac{\pi\mu^2}{-\Omega_0^*(1-x)E}\right) + \frac{1}{2} \ln\left(\frac{-xy(1-y)}{(1-x)^3}\right) \right] \right\}^* \\ &= \frac{\alpha_s^2}{4\pi^2} P(x) P(y) i\Omega_0 \left[-\frac{1}{\epsilon} - \ln\left(-\frac{\pi\mu^2}{\Omega_0 E}\right) + \frac{1}{2} \ln(-xy(1-x)(1-y)) \right]. \end{aligned} \quad (\text{D42})$$

The arguments of the above logarithms have minus signs, and we need to decide which branch of the logarithms they land us on. The QED discussion given in appendix H.1 of ref. [15] applies equally well here. That discussion tracks the origin of the complex phases in direct calculations of what we would call here $x\bar{y}\bar{y}\bar{x}$ relative to $xy\bar{y}\bar{x}$. The result is that the $x\bar{y}\bar{y}\bar{x}$ diagram should have a phase of i^d relative to the $xy\bar{y}\bar{x}$ diagram, which means $\pm i^{-\epsilon}$ since the discussion did not keep track of overall signs. Since

$$i^{-\epsilon} \times \frac{1}{\epsilon} = \frac{1}{\epsilon} - \frac{i\pi}{2}, \quad (\text{D43})$$

this means that the branch-cut ambiguity in (D42) resolves as

$$A_{x\bar{y}\bar{y}\bar{x}}^{\text{pole}}(x, y) = \frac{\alpha_s^2}{4\pi^2} P(x) P(y) i\Omega_0 \left[-\frac{1}{\epsilon} - \ln\left(\frac{\pi\mu^2}{\Omega_0 E}\right) + \frac{1}{2} \ln(xy(1-x)(1-y)) + \frac{i\pi}{2} \right]. \quad (\text{D44})$$

Finally, taking $2 \operatorname{Re}(\dots)$ of (D44) gives what we call $\bar{A}_{\text{new}}^{\text{pole}}$ in (A70).

There are alternative ways one could write our result for $2 \operatorname{Re}(x\bar{y}\bar{y}\bar{x})$ that may be useful for some purposes. If one wants a formula in terms of the actual duration Δt of the self-energy bubble, one can make the change of variables (D41) in (A69) to write

$$\bar{A}_{\text{new}}(x, y) = \bar{A}_{\text{new}}^{\text{pole}}(x, y) + \int_0^\infty \frac{d(\Delta t)}{(1-x)} 2 \operatorname{Re} [B_{\text{new}}(\frac{-x}{1-x}, \frac{y}{1-x}, (1-x)^{-1/2} \Delta t)]. \quad (\text{D45})$$

Alternatively, going back to (D39), one could use (D31) and scaling arguments similar to (D24–D26) to write (A69) as

$$\bar{A}_{\text{new}}(x, y) = \bar{A}_{\text{new}}^{\text{pole}}(x, y) + \int_0^\infty d(\Delta t) 2 \operatorname{Re}[D_{\text{new}}(1-x, -y, -(1-y), x, \bar{\bar{\alpha}}, \bar{\bar{\beta}}, \bar{\bar{\gamma}}, \Delta t)]. \quad (\text{D46})$$

We have checked that this is the form one would get by directly evaluating the $x\bar{y}\bar{y}\bar{x}$ diagram using our methods [15, 21–23] instead of taking our shortcut of front- and back-end transforming the $xyy\bar{x}$ diagram.

Appendix E: Power-law IR divergences diagram by diagram

In the main text, we merely demonstrated numerically that power-law IR divergences cancel to leave a double log divergence. In this appendix, we give detailed diagram-by-diagram information on the size of power-law divergences and give (with caveats) analytic formulas.

1. Individual Results

The diagram-by-diagram power-law divergences are given in table I, which requires a bit of explanation about why only a subset of diagrams are included, the notation used in the table, and how to combine the various cases shown to see the cancellation of power-law divergences.

An entry of the form “ $T; U; V$ ” means that the limiting behavior of the unrenormalized result is

$$\frac{C_A \alpha_s^2 P(\xi)}{4\pi^2 (\text{small})^{3/2}} \sqrt{\frac{\hat{q}_A}{E}} \left[T \left(\frac{1}{\epsilon} + \ln \left(\frac{\mu^2}{(\hat{q}_A E)^{1/2}} \right) \right) + \frac{1}{2} U \ln(\text{small}) + V(\xi) \right] \quad (\text{E1})$$

where “small” is the variable that is going to zero (e.g. y), and ξ is either of the two other variables, which are being held fixed (e.g. $\xi = x$ fixed as $y \rightarrow 0$, causing $z \rightarrow 1-x$). All of the limits shown in the table turn out to be symmetric under $\xi \rightarrow 1-\xi$.⁴⁵ The function designations V in the table are **bolded** if we’ve worked them out analytically and not just numerically. Those that are not bolded indicate cases where we have not taken the time to derive an analytic result but have instead extracted the function V with numerics to roughly 5 digit precision for the specific case $\xi = 0.3$ and noticed that V is numerically the same as a bolded case. The functions V listed in the table include

$$D(\xi) = \frac{1}{2} \ln \left(\frac{1}{\xi} + \frac{1}{1-\xi} - 1 \right) + \ln(2\pi) - \gamma_E, \quad (\text{E2})$$

$$G(\xi) = -\ln(\xi(1-\xi)) + 2 \ln 2 + 3 \ln \pi - \gamma_E. \quad (\text{E3})$$

⁴⁵ This is a special feature of the power-law IR divergences. There is no similar diagram-by-diagram $\xi \rightarrow 1-\xi$ symmetry for the IR log divergences, as demonstrated by the lack of such symmetry for the circles in fig. 19.

	$y \rightarrow 0$	$z \rightarrow 0$	$x \rightarrow 0$
g → ggg Real Diagrams:			
crossed (a minimal subset):			
$2 \operatorname{Re}(yx\bar{x}\bar{y})$	$+2; 0; +(G-\frac{\pi}{2})$	$+2; 0; +(G-\frac{\pi}{2})$	$\stackrel{(A3)}{(B3)} 0; +1; +D$
$2 \operatorname{Re}(y\bar{x}x\bar{y})$	$+2; 0; +(G+\frac{\pi}{2})$	$\sim z^{-5/2}$	$\stackrel{(C1)}{(C2)} 0; +1; +(D+\frac{\pi}{2})$
$2 \operatorname{Re}(x\bar{y}\bar{x}y)$	$-2; 0; -(G+\frac{\pi}{2})$	$\sim z^{-5/2}$	$-2; 0; -(G+\frac{\pi}{2})$
sum $2 \operatorname{Re}(y\bar{x}x\bar{y} + x\bar{y}\bar{x}y)$		$-2; +1; -X$	
sequential: one color routing of $2 \operatorname{Re}(xy\bar{x}\bar{y} + x\bar{x}y\bar{y} + x\bar{x}\bar{y}y)$			
$\mathcal{A}_{\text{seq}}(x, y)$	$0; -1; -(D-\frac{\pi}{4})$	$0; -1; -(D-\frac{\pi}{4})$	$0; -1; -(D-\frac{\pi}{4})$
Virtual Diagrams (Class I):			
crossed:			
$2 \operatorname{Re}(yx\bar{x}y)$	$-2; 0; -(G-\frac{\pi}{2})$	$-2; 0; -(G-\frac{\pi}{2})$	$0; -1; -D$
$2 \operatorname{Re}(y\bar{x}xy)$	$-2; 0; -(G+\frac{\pi}{2})$	$\sim z^{-5/2}$	$0; -1; -(D+\frac{\pi}{2})$
$2 \operatorname{Re}(\bar{x}yxy)$	$+2; 0; +(G+\frac{\pi}{2})$	$\sim z^{-5/2}$	$+2; 0; +(G+\frac{\pi}{2})$
$2 \operatorname{Re}(yxy\bar{x})$	$+2; 0; +(G-\frac{\pi}{2})$	$\stackrel{(A2)}{(B1)} 0; +1; +D$	$+2; 0; +(G-\frac{\pi}{2})$
sum $2 \operatorname{Re}(y\bar{x}xy + \bar{x}yxy)$		$+2; -1; +X$	
back-end sequential:			
$-\frac{1}{2}[\mathcal{A}_{\text{seq}}(x, y) + \mathcal{A}_{\text{seq}}(x, z)]$	$0; +1; +(D-\frac{\pi}{4})$	$0; +1; +(D-\frac{\pi}{4})$	$0; +1; +(D-\frac{\pi}{4})$
virtual $xyy\bar{x}$:			
$2 \operatorname{Re}(xyy\bar{x})$	$\frac{1}{2} \stackrel{(A1)}{(B2)} 0; -1; -D$	$\frac{1}{2} \stackrel{(A1)}{(B2)} 0; -1; -D$	$-2; 0; -(G-\frac{\pi}{2})$
Virtual Diagrams (Class II):			
front-end sequential:			
see eq. (A60)	$0; +1; +(D+\frac{3\pi}{4})$	$\sim z^0$	$0; +1; +(D-\frac{\pi}{4})$
virtual $x\bar{y}\bar{y}\bar{x}$:			
$2 \operatorname{Re}(x\bar{y}\bar{y}\bar{x})$	$\frac{1}{2} \stackrel{(C3)}{(C3)} 0; -1; -(D+\frac{\pi}{2})$	$\sim z^0$	$-2; 0; -(G+\frac{\pi}{2})$

TABLE I: The limiting behaviors of different diagrams. Format explained in the text.

For $X(\xi)$, we have not yet derived an analytic formula. At the moment, we only know that in leading-log approximation for $\texttt{small} \ll \xi \ll 1$ (or, symmetrically, for $\texttt{small} \ll 1-\xi \ll 1$), it is

$$X(\xi) \approx -\frac{1}{2} \ln[\xi(1-\xi)]. \quad (\text{E4})$$

Some individual entries are *more* divergent than the $(\texttt{small})^{-3/2}$ of (E1), but these more severe divergences cancel between pairs of diagrams, leaving behind a net $(\texttt{small})^{-3/2}$ diver-

gence. For example, the $z \rightarrow 0$ limit of $2 \operatorname{Re}(y\bar{x}x\bar{y})$ and $2 \operatorname{Re}(x\bar{y}\bar{x}y)$ are marked in the table as each diverging like $(\text{small})^{-5/2}$, but we give a separate line in the table showing the net divergence of their sum.

The table explicitly shows as “ $\pm \frac{m\pi}{n}$ ” all contributions that arise from logs of complex phases, which are commented on in section V.

The annotations (A1), (B3), etc. on some entries are just comments to connect to the soft limits of those diagrams considered in previous leading-log analyses of overlap effects. See section E3 below for an explanation.

2. Assembling $y \rightarrow 0$ limit of $v(x, y) + \frac{1}{2}r(x, y)$

In the table, we have entries for only three of the crossed $g \rightarrow ggg$ diagrams (plus their conjugates). The full set of crossed $g \rightarrow ggg$ diagrams (fig. 1) consists of these three entries plus all possible permutations of the three daughters (x, y, z) . But those other cases can be read off from permutations of what is included in the table. For instance, the $y \rightarrow 0$ limit of $2 \operatorname{Re}(xy\bar{y}\bar{x})$, which is not listed in the table, corresponds by permutation symmetry to the $x \rightarrow 0$ limit of $2 \operatorname{Re}(yx\bar{x}\bar{y})$, which is listed. We have chosen $yx\bar{x}\bar{y}$, $y\bar{x}x\bar{y}$, and $x\bar{y}\bar{x}y$ to be our three representative entries in the table in order to highlight their direct back-end relation to the virtual-diagram table entries for $yx\bar{x}y$, $y\bar{x}xy$, and $\bar{x}yxy$: the corresponding rows of the table are just the negative of each other.

The single table entry for $g \rightarrow ggg$ sequential diagrams shows the \mathcal{A}_{seq} of (A32). As discussed in ref. [22], this corresponds to *one* of two large- N_c color routings for the sum of the three diagrams shown explicitly in the top line of fig. 2 (plus their conjugates). The complete set of sequential diagrams and color routings corresponds [22] to summing \mathcal{A}_{seq} over all possible permutations of (x, y, z) , as made explicit in (A31).

The total differential rate $r(x, y)$ for $g \rightarrow ggg$ (1.8b) corresponds to the sum over all six permutations of the table entries discussed above. Because of the relationship between limits of those permutations, the $y \rightarrow 0$ limit of $r(x, y)$ is then twice the sum of the results listed in all three columns $y \rightarrow 0$, $z \rightarrow 0$, and $x \rightarrow 0$ of the subset of $g \rightarrow ggg$ results given in the table. Adding the $g \rightarrow ggg$ table entries together then gives

$$\frac{1}{2}r(x, y) \underset{y \rightarrow 0}{\simeq} \left[0; 0; G - D - X - \frac{\pi}{4}\right] = \frac{C_A \alpha_s^2 P(x)}{4\pi^2 y^{3/2}} \sqrt{\frac{\hat{q}_A}{E}} \left[G(x) - D(x) - X(x) - \frac{\pi}{4}\right]. \quad (\text{E5})$$

Now turn to the virtual diagrams listed in the table. The Class I virtual crossed diagrams in the table correspond to *all* of the virtual crossed diagrams (top line of fig. 4 plus conjugates) — there are no permutations to add. The Class I and Class II virtual sequential diagrams are related by back-end and front-end transformation to the $g \rightarrow ggg$ sequential diagrams discussed above. See section D3 for a discussion. Again there are no permutations to add, and the same is true for the remaining virtual diagram entries $2 \operatorname{Re}(xyy\bar{x})$ and $2 \operatorname{Re}(x\bar{y}\bar{y}\bar{x})$.

Because of the addition of “ $(y \leftrightarrow z)$ ” in the definition (1.8a) of $v(x, y)$, the $y \rightarrow 0$ limit of $v(x, y)$ will sum both the $y \rightarrow 0$ and $z \rightarrow 0$ (but not $x \rightarrow 0$) columns of the virtual diagram

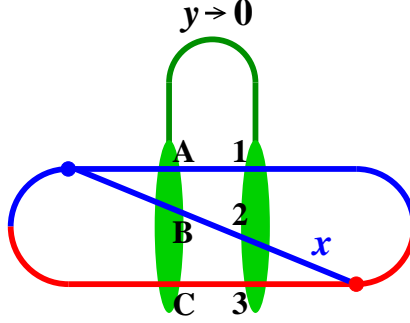


FIG. 21: Double-log diagrams. The labels A, B, C, 1, 2, and 3 for where the soft y gluon might connect the three harder gluons are provided for the sake of later naming individual diagrams. The green color of the soft gluon line is used to indicate that the line could be either blue or red depending on how it is connected. (See figs. 22 and 24, for example).

entries of the table, with result⁴⁶

$$v(x, y) \underset{y \rightarrow 0}{\simeq} [0; 0; -G + D + X + \frac{\pi}{4}], \quad (\text{E6})$$

which is the negative of (E5). This is in detail how power-law IR divergences cancel in the combination $v(x, y) + \frac{1}{2}r(x, y)$ presented in (1.11).

Note that we never made use of the $x \rightarrow 0$ column for the virtual diagrams. Those entries do not add to zero. These divergences (and the related $1-x \rightarrow 0$ divergences for class II diagrams) correspond to the blue lines in fig. 13. They do not cause divergences in the applications we have discussed for the reasons described in section III A 4.

3. The diagrams responsible for double logs in earlier papers

The diagrams that were analyzed in earlier papers [7–9] that found the IR double logarithm correspond to the subset of 9 diagrams (A1, A2, ..., C3)⁴⁷ depicted by fig. 21, where y represents the softest gluon in the process. Here we comment on why our IR power-law divergences were absent in their analysis.

The $y \rightarrow 0$ limit of each of these diagrams corresponds to the entries of table I correspondingly marked (A1), (A2), etc. Some entries in the table correspond to more than one of these diagrams: for example, the $x \rightarrow 0$ limit of $2 \text{Re}(yx\bar{x}\bar{y})$ is listed as both (A3) and (B3). That's because permutation symmetries relate this to the $y \rightarrow 0$ limit of both $A3 = xy\bar{y}\bar{x}$ and $B3 = zy\bar{y}\bar{z}$. In other places, an entry may be listed as giving only half of the corresponding contribution. For example, the table entries for both the $y \rightarrow 0$ and $z \rightarrow 0$ limits of $2 \text{Re}(xyy\bar{x})$ are listed as half of the $y \rightarrow 0$ limit of (A1). That's just a combinatoric issue arising from our

⁴⁶ The contributions of just Class I diagrams or just Class II diagrams to (E6) are $[0; 0; -G + D + X]$ and $[0; 0; +\frac{\pi}{4}]$ respectively.

⁴⁷ This naming convention for these diagrams can be made to agree with that used by ref. [7] if our names xE and yE for gluon energies are translated to their zE and ω' . In their notation, ref. [7] works mostly in the limit $\omega' \ll \omega \equiv (1-z)E \ll E$.

	1	2	3
A	$0; -2; -2D$	$0; +1; +D$	$0; +1; +D$
B	$0; +1; +D$	$0; -2; -2D$	$0; +1; +D$
C	$0; +1; +(D+\frac{\pi}{2})$	$0; +1; +(D+\frac{\pi}{2})$	$0; -2; -2(D+\frac{\pi}{2})$

TABLE II: The power-law IR divergences of diagrams A1, A2, \dots , C3 extracted from table I.

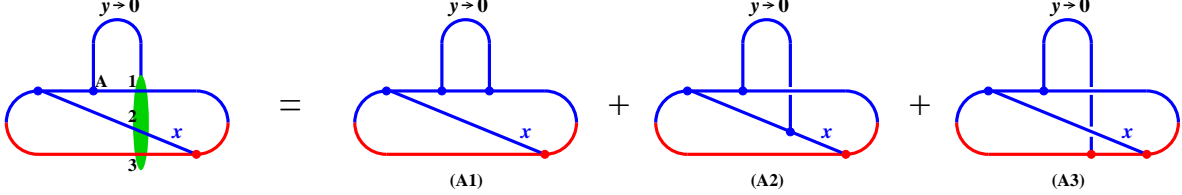


FIG. 22: An example $A1 + A2 + A3$ of three diagrams whose power-law small- y behaviors cancel.

labeling the two internal lines of the gluon self-energy loop in the $xy\bar{y}\bar{x}$ diagram in fig. 4 as y and $z = 1 - x - y$, and in our table there are divergences associated with either becoming soft. In fig. 21, however, y is by definition whichever one of the two is softest.

The resulting $y \rightarrow 0$ divergences for the diagrams of fig. 21 are collected in table II.

Each row of table II sums to zero. Consider, for example, the sum $A1 + A2 + A3$ shown in fig. 22. The reason for this cancellation is that the diagrams are identical except for which line the blue $y \rightarrow 0$ gluon couples to on the right-hand side, and so the sum is proportional to the sum of those couplings, shown in fig. 23. Because the three hard particles form a color singlet on the right-hand side of this diagram, the coupling of the small- y gluon to the collection of all three will be suppressed compared to its coupling to any individual particle, which is why the leading IR behavior (the power-law divergences) cancel among these diagrams.

In contrast, it's interesting to note that the columns of table II do not sum individually to zero. Consider, for example, the sum $A1 + B1 + C1$ shown in fig. 24. They differ not only by which line the $y \rightarrow 0$ gluon couples to on the left-hand side of each diagram but *also* by whether the $y \rightarrow 0$ gluon corresponds to a particle propagating in the amplitude (blue line) or conjugate amplitude (red line), which changes the overall time evolution of the diagram. For this reason, one cannot simply factorize out the sum over vertex couplings as we did for $A1 + A2 + A3$, and so there is no reason for this particular sum of diagrams to be suppressed.

Regardless, the cancellation of each row of table II is sufficient to guarantee that there will be no power-law IR divergences in the sum of all nine diagrams of fig. 21, which is why earlier leading-log analyses did not need to address such divergences.

4. Derivation of $D(\xi)$

Here we will give an example of the derivation of one of the boldfaced D 's in table I. We will focus on the entry for the $x \rightarrow 0$ limit of $2 \text{Re}(yx\bar{x}\bar{y})$. This is the same, by permutation, as the $y \rightarrow 0$ limit of $2 \text{Re}(xy\bar{y}\bar{x})$, to which we now turn since $xy\bar{y}\bar{x}$ is the canonical crossed diagram presented in earlier work [21, 23].

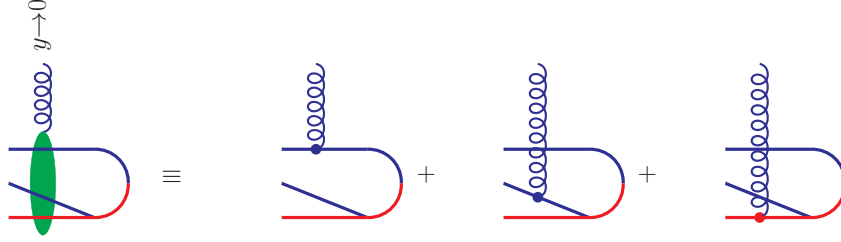


FIG. 23: Diagram elements whose leading $y \rightarrow 0$ behaviors cancel in the small- y limit.

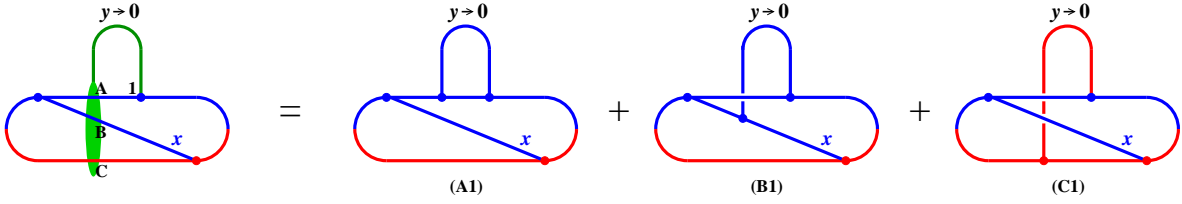


FIG. 24: An example A1 + B1 + C1 of three diagrams whose leading small- y behaviors do not cancel.

a. Spurious y^{-2} divergence of $2 \operatorname{Re}(xy\bar{y}\bar{x})$

Let's look first at the Δt integral associated with the $xy\bar{y}\bar{x}$ diagram, which is the term

$$\int_0^\infty d(\Delta t) 2 \operatorname{Re}[C(-1, y, z, x, \alpha, \beta, \gamma, \Delta t)] \quad (\text{E7})$$

of (A11) and (A12), where C is given by (A13) in terms of the D of (A14). One finds that the integral is dominated by $\Delta t \sim y$ for small y .⁴⁸ An analytic analysis of the integrand for $\Delta t \sim y \rightarrow 0$ yields⁴⁹

$$D(-1, y, z, x, \alpha, \beta, \gamma) \simeq D_{\text{approx}} \quad (\text{E8})$$

with

$$D_{\text{approx}} = -\frac{C_A \alpha_s^2 P(x)}{4\pi^2 y (\Delta t)^2} \left[\ln \left(\frac{xy}{1-x} + 2i\Omega_0 \Delta t \right) + \left(1 + \frac{2i\Omega_0(1-x) \Delta t}{xy} \right)^{-1} \right], \quad (\text{E9})$$

⁴⁸ A quick, initial way to figure out the scaling of the dominant contribution is to make a numerical log-linear plot of Δt times the integrand vs. Δt for two extremely small values of y and see how the most prominent feature of the plot scales with y . Because of large round-off error associated with delicate subtractive cancellations in our formulas for small Δt , we found this method requires using much higher precision numerics than standard machine precision in order to get good results for the integrand at extremely small value of y and Δt .

⁴⁹ In particular, D is dominated for $\Delta t \sim y$ by the $2\gamma Z_{y\bar{y}} I_1$ and $\gamma \bar{Y}_{y\bar{y}} Y_{y\bar{y}} I_2$ terms of (A14); these (X, Y, Z) are individually given by the $1/\Delta t$ terms shown in eq. (D.2) of ref. [21], but the combination $X_y X_{\bar{y}} - X_{y\bar{y}}^2 \simeq -\frac{x^2 y M_0 E}{(\Delta t)^2} \left[1 + \frac{2i\Omega_0(1-x) \Delta t}{xy} \right]$; $I_2 \simeq I_0$; and $\gamma \simeq 2P(x)/x^2(1-x)^3 y^3 C_A$.

where $\Omega_0 = \Omega_{-1,x,1-x}$ as in (2.31). Subtracting the vacuum ($\hat{q} \rightarrow 0$ and so $\Omega_0 \rightarrow 0$) gives $C(-1, y, z, x, , \alpha, \beta, \gamma) \simeq C_{\text{approx}}$ with

$$C_{\text{approx}} = -\frac{C_A \alpha_s^2 P(x)}{4\pi^2 y (\Delta t)^2} \left[\ln \left(1 + \frac{2i\Omega_0(1-x)\Delta t}{xy} \right) + \left(1 + \frac{2i\Omega_0(1-x)\Delta t}{xy} \right)^{-1} - 1 \right]. \quad (\text{E10})$$

One can rewrite the above as a total divergence,

$$C_{\text{approx}} = \frac{C_A \alpha_s^2 P(x)}{4\pi^2 y} \frac{d}{d(\Delta t)} \left[\frac{\ln \left(1 + \frac{2i\Omega_0(1-x)\Delta t}{xy} \right)}{\Delta t} \right], \quad (\text{E11})$$

and so do the integral and then take $2 \text{Re}(\dots)$ to find the leading $y \rightarrow 0$ behavior

$$\int_0^\infty d(\Delta t) 2 \text{Re} C_{\text{approx}} = -\frac{C_A \alpha_s^2 (1-x) P(x)}{\pi^2 xy^2} \text{Re}(i\Omega_0) \quad (\text{E12})$$

of the Δt integral for $2 \text{Re}(xy\bar{y}\bar{x})$. This is a y^{-2} divergence, which would dominate over the $y^{-3/2}$ divergences of table I except that (E12) exactly cancels the $y \rightarrow 0$ limit of the pole term for $2 \text{Re}(xy\bar{y}\bar{x})$. This pole term [23] represents the portion of A^{pole} (A15) attributable to that diagram. The piece of the pole term responsible for the y^{-2} divergence is $2 \text{Re}(\dots)$ of the -2γ term in (D8).

So we need not worry about the canceling y^{-2} divergences *except* that (E10) hides a sub-leading $y^{-3/2}$ divergence of the integral. (Such cancellations make us wonder whether there is some more elegant analysis of diagrams that would give simpler formulas that more directly reveal the physics of the $y \rightarrow 0$ limit.)

b. The surviving $y^{-3/2}$ divergence

The contributions $2 \text{Re}(C - C_{\text{approx}})$ to the Δt integrand that are not accounted for by $2 \text{Re} C_{\text{approx}}$ above are dominated⁵⁰ by $\Delta t \sim y^{1/2}$. Physically, this corresponds to $\Delta t \sim t_{\text{form}}(y)$, where $t_{\text{form}}(y)$ is the formation time associated with bremsstrahlung of a soft y gluon.

Repeating the analysis of the small- y expansion of D but now for $\Delta t \sim y^{1/2}$ instead of $\Delta t \sim y$, we find⁵¹

$$D \simeq -\frac{C_A \alpha_s^2 P(x)}{4\pi^2 y} [\Omega_y \csc(\Omega_y \Delta t)]^2 \ln(2i\Omega_0 \Delta t), \quad (\text{E13})$$

⁵⁰ One may use the same method as footnote 48.

⁵¹ Not much changes from the previous derivation for $\Delta t \sim y$ except that (i) some of the terms that were important for $\Delta t \sim y$ can be ignored for $\Delta t \sim y^{1/2}$, and (ii) it is no longer possible to take the small- Δt approximation to $\Omega_+ \csc(\Omega_+ \Delta t)$ when calculating $Z_{y\bar{y}}$. In particular, we find that Ω_+ is of order the inverse y -formation time for small y , so that $\Omega_+ \Delta t \ll 1$ for the previous case $\Delta t \sim y$ but $\Omega_+ \Delta t \sim 1$ for the $\Delta t \sim y^{1/2}$ case here. This point only matters for $Z_{y\bar{y}}$ since we find that the small- y limits of the relevant (X, Y) 's are not sensitive to $\Omega_+ \csc(\Omega_+ \Delta t)$.

where

$$\Omega_y \equiv \sqrt{\frac{-i\hat{q}_A}{2yE}}. \quad (\text{E14})$$

Comparing to the already-accounted-for D_{approx} of (E9), and remembering that now $\Delta t \sim y^{1/2}$,

$$D \simeq D_{\text{approx}} + \delta C \quad (\text{E15})$$

with

$$\delta C \equiv -\frac{C_A \alpha_s^2 P(x)}{4\pi^2 y} \left([\Omega_y \csc(\Omega_y \Delta t)]^2 - \frac{1}{(\Delta t)^2} \right) \ln(2i\Omega_0 \Delta t). \quad (\text{E16})$$

We've called it δC instead of δD because it already vanishes in the vacuum limit $\hat{q} \rightarrow 0$, which takes both Ω_y and Ω_0 above to zero. So the vacuum subtraction has no effect on this contribution to D .

The $y^{-3/2}$ divergence of $2 \text{Re}(xy\bar{y}\bar{x})$ will now come from taking the integral over Δt of $2 \text{Re} \delta C$. By changing integration variable to $\tau \equiv i\Omega_y \Delta t$, which runs from 0 to $e^{i\pi/4}\infty$, and then arguing that one can safely add a contour at infinity to deform the integral to be from 0 to $+\infty$, one gets

$$2 \text{Re} \left[\frac{d\Gamma}{dx dy} \right]_{xy\bar{y}\bar{x}} \simeq \frac{C_A \alpha_s^2 P(x)}{2\pi^2 y} \text{Re} \left[i\Omega_y \int_0^\infty d\tau \left(\frac{1}{\tau^2} - \frac{1}{\text{sh}^2 \tau} \right) \ln \left(\frac{2\Omega_0}{\Omega_y} \tau \right) \right]. \quad (\text{E17})$$

The integral formula⁵²

$$\int_0^\infty d\tau \left(\frac{1}{\tau^2} - \frac{1}{\text{sh}^2 \tau} \right) \ln(a\tau) = \ln(\pi a) - \gamma_E \quad (\text{E18})$$

then gives

$$2 \text{Re} \left[\frac{d\Gamma}{dx dy} \right]_{xy\bar{y}\bar{x}} \simeq \frac{C_A \alpha_s^2 P(x)}{2\pi^2 y} \text{Re} \left(i\Omega_y \left[\ln \left(\frac{2\pi\Omega_0}{\Omega_y} \right) - \gamma_E \right] \right). \quad (\text{E19})$$

In the style of (E1), this is

$$\frac{C_A \alpha_s^2 P(x)}{4\pi^2 y^{3/2}} \sqrt{\frac{\hat{q}_A}{E}} \left[\frac{1}{2} \ln y + D(x) \right] \quad (\text{E20})$$

with $D(\xi)$ determined in this derivation to be (E2). Permuting $x \leftrightarrow y$ in (E20) gives the entry in table I for $2 \text{Re}(yx\bar{x}\bar{y})$ as $x \rightarrow 0$.

5. Derivation of $G(\xi)$

Now we give an example of the derivation of one of the boldfaced \mathbf{G} 's in table I. We focus on the entry for the $y \rightarrow 0$ limit of $2 \text{Re}(yx\bar{x}\bar{y})$, which by permutation is the $x \rightarrow 0$ limit of the same canonical crossed diagram $2 \text{Re}(xy\bar{y}\bar{x})$ analyzed in the previous subsection.

⁵² See appendix B for (E18).

a. Spurious $x^{-5/2}$ divergence of $2 \operatorname{Re}(xy\bar{y}\bar{x})$

Similar to the $y \rightarrow 0$ limit of $2 \operatorname{Re}(xy\bar{y}\bar{x})$ studied in section E 4, the Δt integral (E7) also generates a spurious dominant divergence in the $x \rightarrow 0$ limit. In this case, the integral is dominated by $\Delta t \sim x^{3/2}$, for which⁵³

$$D_{\text{approx}} = -\frac{C_A \alpha_s^2 P(y)}{4\pi^2 x (\Delta t)^2} \left[\ln \left(\frac{xy}{1-y} + 2i\Omega_x \Delta t \right) + \left(1 + \frac{2i\Omega_x(1-y) \Delta t}{xy} \right)^{-1} \right], \quad (\text{E21})$$

where

$$\Omega_x \equiv \sqrt{\frac{-i\hat{q}_A}{2xE}} \quad (\text{E22})$$

is the small- x limit of Ω_0 . Correspondingly,

$$\begin{aligned} C_{\text{approx}} &= -\frac{C_A \alpha_s^2 P(y)}{4\pi^2 x (\Delta t)^2} \left[\ln \left(1 + \frac{2i\Omega_x(1-y) \Delta t}{xy} \right) + \left(1 + \frac{2i\Omega_x(1-y) \Delta t}{xy} \right)^{-1} - 1 \right] \\ &= \frac{C_A \alpha_s^2 P(y)}{4\pi^2 x} \frac{d}{d(\Delta t)} \left[\frac{\ln \left(1 + \frac{2i\Omega_x(1-y) \Delta t}{xy} \right)}{\Delta t} \right] \end{aligned} \quad (\text{E23})$$

When integrated, this generates an $x^{-5/2}$ contribution to the Δt integral, which is canceled by a similar contribution from the pole term. The relevant piece of the pole term again comes from the -2γ term in (D8).

b. The surviving $x^{-3/2}$ divergence

In this case, the dominant contribution to $2 \operatorname{Re}[C - C_{\text{approx}}]$ comes from two places. One is $\Delta t \sim x^{1/2}$, which physically corresponds to $\Delta t \sim t_{\text{form}}(x)$. The other is sub-leading corrections to the $\Delta t \sim x^{3/2}$ region we just analyzed above.

Let's start with $\Delta t \sim x^{1/2}$. In this region, we find

$$D_{(\Delta t \sim x^{1/2})} \simeq -\frac{C_A \alpha_s^2 P(y)}{4\pi^2 x (\Delta t)^2} \ln(1 - e^{-2i\Omega_x \Delta t}). \quad (\text{E24})$$

The difference of this with the already-accounted-for D_{approx} of (E21) is

$$\delta C_{(\Delta t \sim x^{1/2})} \simeq -\frac{C_A \alpha_s^2 P(y)}{4\pi^2 x (\Delta t)^2} \ln \left(\frac{1 - e^{-2i\Omega_x \Delta t}}{2i\Omega_x \Delta t} \right). \quad (\text{E25})$$

Taking $\Delta t \rightarrow 0$ above, $2 \operatorname{Re}(\delta C)$ diverges as

$$2 \operatorname{Re} \delta C_{(\Delta t \sim x^{1/2})} \approx \frac{C_A \alpha_s^2 P(y)}{2\pi^2 x \Delta t} \operatorname{Re}(i\Omega_x), \quad (\text{E26})$$

⁵³ The situation is similar to footnote 49 except that here $X_y X_{\bar{y}} - X_{y\bar{y}}^2 \simeq -\frac{x^3 y(1-y) E^2}{(\Delta t)^2} \left[1 + \frac{2i\Omega_x(1-y) \Delta t}{xy} \right]$ and $\gamma \simeq 2P(y)/y^2(1-y)^3 x^3 C_A$.

and so we cannot simply integrate $2 \operatorname{Re} \delta C$ to find the result we are interested in. In general, the $1/\Delta t$ divergence of individual diagrams is what created the need for analyzing what we call pole terms of diagrams. In the current case, this divergence shows up at an order in x that makes it relevant to the integral of $2 \operatorname{Re} \delta C$. We will need to subtract out the $1/\Delta t$ divergence to get a convergent integral and then add the subtraction back in as part of the pole term, as in (D1). Following (D5), at this order in x we will choose

$$\mathcal{D}_2 \simeq \frac{C_A \alpha_s^2 P(y)}{2\pi^2 x} \operatorname{Re} [i\Omega_x^3 \Delta t \csc^2(\Omega_x \Delta t)], \quad (\text{E27})$$

whose $\Delta t \rightarrow 0$ behavior matches (E26). Eq. (E27) is the same as taking the small- x limit of applying (D5) to the more general small- Δt result (D3) for $2 \operatorname{Re}(xy\bar{y}\bar{x})$. Defining $\tau \equiv i\Omega_x \Delta t$, the integral we want is

$$\begin{aligned} 2 \operatorname{Re} \left[\frac{d\Gamma}{dx dy} \right]_{xy\bar{y}\bar{x}}^{(\Delta t \sim x^{1/2})} &\simeq \int_0^\infty dt [2 \operatorname{Re}(\delta C_{(\Delta t \sim x^{1/2})}) - \mathcal{D}_2] \\ &\simeq -\frac{C_A \alpha_s^2 P(y)}{2\pi^2 x} \operatorname{Re}(i\Omega_x) \int_0^\infty d\tau \left[\frac{1}{\tau^2} \ln\left(\frac{1 - e^{-2\tau}}{2\tau}\right) + \frac{\tau}{\sinh^2 \tau} \right] \\ &\simeq \frac{C_A \alpha_s^2 P(y)}{2\pi^2 x} \operatorname{Re}(i\Omega_x) [\ln(2\pi) - \gamma_E]. \end{aligned} \quad (\text{E28})$$

(See appendix B for the last integral.)

Now turn back to $\Delta t \sim x^{3/2}$. Carrying out the expansion of D to next order in x (including the size of Δt in the counting of order), we find⁵⁴

$$\begin{aligned} D_{(\Delta t \sim x^{3/2})} &= -\frac{C_A^2 \alpha_s^2}{8\pi^2} (xyz)^2 (1-x)(1-y) \frac{\gamma}{(\Delta t)^2} \\ &\times \left[(1+\bar{\xi}) \ln\left(\frac{xyR}{(1-x)(1-y)}\right) + \frac{(1-2i\Omega_x \Delta t)}{R} \right] [1 + O(x^2)], \end{aligned} \quad (\text{E29})$$

where

$$R \equiv R_0 + \delta R, \quad R_0 \equiv 1 + \frac{i\Omega_x \Delta t}{\bar{\xi}}, \quad \delta R \equiv \frac{(\Omega_x \Delta t)^2}{\bar{\xi}}, \quad \bar{\xi} \equiv \frac{xy}{2z}. \quad (\text{E30})$$

Note that R_0 is $O(1)$, but δR and $\bar{\xi}$ are $O(x)$ and so small. We could have more thoroughly written out the x expansion of what is shown explicitly in (E29), but keeping it in its current form will be convenient. For example, not explicitly expanding γ (A23) will make it simpler to see what parts of this calculation eventually cancel with the pole terms at this order in

⁵⁴ We will not list intermediate steps here except to mention, as a checkpoint, that

$$X_y X_{\bar{y}} - X_{y\bar{y}}^2 = -\frac{x^3 y z E^3}{(\Delta t)^2} [1 + (2 + \bar{\xi}^{-1}) i\Omega_x \Delta t - \bar{\xi}^{-1} (\Omega_x \Delta t)^2] [1 + O(x^2)],$$

which at leading order in x matches the simpler formula of footnote 53.

x . Subtracting the vacuum limit from (E29) gives

$$C_{(\Delta x \sim x^{3/2})} = -\frac{C_A^2 \alpha_s^2}{8\pi^2} (xyz)^2 (1-x)(1-y) \frac{\gamma}{(\Delta t)^2} \times \left[(1+\bar{\xi}) \ln R + \frac{(1-2i\Omega_x \Delta t)}{R} - 1 \right] [1 + O(x^2)]. \quad (\text{E31})$$

At leading order in x , this reproduces (E23), but (E31) correctly accounts for the next order in x as well. At that order, \mathcal{D}_2 (E27) is relevant, and its subtraction must be included as well, in order for the $\Delta t \rightarrow 0$ integration to converge. It's convenient to use the leading-order conversion⁵⁵

$$\frac{C_A^2 \alpha_s^2}{4\pi^2} (xyz)^2 (1-x)(1-y) \gamma = \frac{C_A \alpha_s^2 P(y)}{2\pi^2 x} [1 + O(x)] \quad (\text{E32})$$

to rewrite (E27) as

$$\mathcal{D}_2 \simeq \frac{C_A^2 \alpha_s^2}{4\pi^2} (xyz)^2 (1-x)(1-y) \gamma \operatorname{Re} [i\Omega_x^3 \Delta t \csc^2(\Omega_x \Delta t)]. \quad (\text{E33})$$

[The leading-order conversion is adequate because \mathcal{D}_2 is already a sub-leading effect to our calculation of $\int d(\Delta t) 2 \operatorname{Re}(C - \mathcal{D}_2)$.] For $\Delta t \sim x^{3/2}$, the argument of the \csc is small, so we may approximate

$$\mathcal{D}_2 \simeq \frac{C_A^2 \alpha_s^2}{4\pi^2 \Delta t} (xyz)^2 (1-x)(1-y) \gamma \operatorname{Re}(i\Omega_x) \quad (\text{E34})$$

This matches the $1/\Delta t$ divergent behavior of $2 \operatorname{Re}(C_{(\Delta x \sim x^{3/2})})$, as \mathcal{D}_2 should. It is also convenient to switch from the Δt variable, which is $O(x^{3/2})$ in (E31), to the $O(1)$ variable

$$\bar{\tau} \equiv \frac{i\Omega_x \Delta t}{\bar{\xi}}, \quad (\text{E35})$$

in terms of which

$$\begin{aligned} d(\Delta t) [2 \operatorname{Re}(C_{(\Delta x \sim x^{3/2})}) - \mathcal{D}_2] \simeq \\ -\frac{C_A^2 \alpha_s^2}{4\pi^2} (xyz)^2 (1-x)(1-y) \gamma \\ \times \operatorname{Re} \left\{ \frac{i\Omega_x}{\bar{\xi}} \frac{d\bar{\tau}}{\bar{\tau}^2} \left[(1+\bar{\xi}) \ln(1+\bar{\tau} - \bar{\xi}\bar{\tau}^2) + \frac{(1-2\bar{\xi}\bar{\tau})}{1+\bar{\tau} - \bar{\xi}\bar{\tau}^2} - 1 + \bar{\xi}\bar{\tau} \right] \right\} \\ \times [1 + O(\bar{\xi}^2)]. \end{aligned} \quad (\text{E36})$$

Expansion in x is now equivalent to expansion in $\bar{\xi}$. Expanding explicitly to NLO in $\bar{\xi}$, we find that we can rewrite the argument of Re above as

$$\frac{i\Omega_x}{\bar{\xi}} d\bar{\tau} \times \frac{d}{d\bar{\tau}} \left[-\frac{(1+\bar{\xi})}{\bar{\tau}} \ln(1+\bar{\tau}) + \frac{\bar{\xi}\bar{\tau}}{(1+\bar{\tau})} \right]. \quad (\text{E37})$$

⁵⁵ We've used the leading-order relation $\gamma \simeq 2P(y)/y^2(1-y)^3 x^3 C_A$ of footnote 53.

Integration then gives

$$\begin{aligned}
2 \operatorname{Re} \left[\frac{d\Gamma}{dx dy} \right]_{xy\bar{y}\bar{x}}^{(\Delta t \sim x^{3/2})} &\simeq \int_0^\infty d(\Delta t) [2 \operatorname{Re}(C_{(\Delta t \sim x^{3/2})}) - \mathcal{D}_2] \\
&= -\frac{C_A^2 \alpha_s^2}{4\pi^2} (xyz)^2 (1-x)(1-y) \gamma \operatorname{Re}(i\Omega_x) \left(\frac{1}{\xi} + 2 \right) \quad (\text{E38})
\end{aligned}$$

through $O(x^{-3/2})$.

The last element we need is to extend analysis of the $O(x^{-5/2})$ pole terms to $O(x^{-3/2})$. Since we have had to make the \mathcal{D}_2 subtraction above, we also need to add the \mathcal{D}_2 term back to the pole terms as in (D1). Using (E33) and $2 \operatorname{Re}(\cdots)$ of (D6–D8), and expanding in x , we find

$$\begin{aligned}
\lim_{a \rightarrow 0} \left\{ 2 \operatorname{Re} \left[\frac{d\Gamma}{dx dy} \right]_{xy\bar{y}\bar{x}}^{(\Delta t < a)} + \int_a^\infty d(\Delta t) \mathcal{D}_2(\Delta t) \right\} = \\
\frac{C_A^2 \alpha_s^2}{4\pi^2} (xyz)^2 (1-x)(1-y) \gamma \\
\times \operatorname{Re} \left\{ \left[\frac{1}{\xi} + \frac{2}{\epsilon} + 2 \ln \left(\frac{\mu^2}{i\Omega_x E} \right) - \ln(e^{-i\pi} xyz) + 2 + 2 \ln \pi \right] i\Omega_x \right\}. \quad (\text{E39})
\end{aligned}$$

Adding this to the two contributions (E28) and (E38) from $\int d(\Delta t) 2 \operatorname{Re}[C - \mathcal{D}_2]$, we see once again that the leading-order contributions (represented here by the $1/\bar{\xi}$ terms) cancel, now leaving the $O(x^{-3/2})$ result

$$\begin{aligned}
2 \operatorname{Re} \left[\frac{d\Gamma}{dx dy} \right]_{xy\bar{y}\bar{x}} &\simeq \frac{C_A^2 \alpha_s^2}{4\pi^2} (xyz)^2 (1-x)(1-y) \gamma \operatorname{Re} \left\{ \left[\frac{2}{\epsilon} + 2 \ln \left(\frac{\mu^2}{i\Omega_x E} \right) - \ln(e^{-i\pi} xyz) \right. \right. \\
&\quad \left. \left. + \ln 2 + 3 \ln \pi - \gamma_E \right] i\Omega_x \right\}. \quad (\text{E40})
\end{aligned}$$

Since the $O(x^{-5/2})$ pieces have canceled, we may now use leading-order expressions for z and γ to get

$$\begin{aligned}
2 \operatorname{Re} \left[\frac{d\Gamma}{dx dy} \right]_{xy\bar{y}\bar{x}} &\simeq \frac{C_A \alpha_s^2 P(y)}{2\pi^2 x} \operatorname{Re} \left\{ \left[\frac{2}{\epsilon} + 2 \ln \left(\frac{\mu^2}{i\Omega_x E} \right) - \ln(e^{-i\pi} xy(1-y)) \right. \right. \\
&\quad \left. \left. + \ln 2 + 3 \ln \pi - \gamma_E \right] i\Omega_x \right\}. \quad (\text{E41})
\end{aligned}$$

In the style of (E1), this is

$$\frac{C_A \alpha_s^2 P(y)}{4\pi^2 x^{3/2}} \sqrt{\frac{\hat{q}_A}{E}} \left[2 \left(\frac{1}{\epsilon} + \ln \left(\frac{\mu^2}{(\hat{q}_A E)^{1/2}} \right) \right) + G(y) - \frac{\pi}{2} \right] \quad (\text{E42})$$

with $G(\xi)$ determined in this derivation to be (E3). Permuting $x \leftrightarrow y$ in (E42) gives the entry in table I for $2 \operatorname{Re}(yx\bar{x}\bar{y})$ as $y \rightarrow 0$.

This has been a complicated derivation of $G(\xi)$. Reassuringly, one can confirm the final answer numerically by comparing to the soft limit of our full numerical results for the diagram.

Appendix F: Power-law IR cancellations in stopping distance formulas

Consider moments $\langle \ell^n \rangle$ of the energy-weighted distribution in distance ℓ of where energy is deposited by a shower that stops in the medium. Imagine also that splitting rates $d\Gamma$ scale with energy E as some power $E^{-\nu}$, even though that is not precisely true for NLO rates because of the double-log dependence in QCD. Applied to our case of purely gluonic showers, eqs. (A10) and (A12-A14) of ref. [10] give the recursion relation

$$\langle \tilde{\ell}^n \rangle = \frac{n \langle \tilde{\ell}^{n-1} \rangle}{M_{(n)}}, \quad (\text{F1})$$

where

$$\begin{aligned} M_{(n)} = & \frac{1}{2} \int_0^1 dx \frac{d\tilde{\Gamma}_{g \rightarrow gg}}{dx} [1 - x^{1+n\nu} - (1-x)^{1+n\nu}] \\ & + \frac{1}{3!} \int_{y < 1-x} dx dy \frac{d\tilde{\Gamma}_{g \rightarrow ggg}}{dx dy} [1 - x^{1+n\nu} - y^{1+n\nu} - z^{1+n\nu}] \end{aligned} \quad (\text{F2})$$

and $z \equiv 1-x-y$ in this presentation. Above,

$$\tilde{\ell} \equiv E^{-\nu} \ell, \quad d\tilde{\Gamma} \equiv E^\nu d\Gamma, \quad (\text{F3})$$

and we do not notationally distinguish $d\Gamma$ vs. $\Delta d\Gamma$. We now show that (F2) can be written in terms of the $r(x, y)$ and $v(x, y)$ defined in the main text and has the same organization for the cancellation of power-law IR divergences.

Using the final-state permutation symmetries of $(x, 1-x)$ for $g \rightarrow gg$ and of (x, y, z) for $g \rightarrow ggg$, (F2) can be rewritten as

$$M_{(n)} = \frac{1}{2} \int_0^1 dx \frac{d\tilde{\Gamma}_{g \rightarrow gg}}{dx} [1 - 2x^{1+n\nu}] + \frac{1}{3!} \int_{y < 1-x} dx dy \frac{d\tilde{\Gamma}_{g \rightarrow ggg}}{dx dy} [1 - 3x^{1+n\nu}] \quad (\text{F4})$$

and thence

$$M_{(n)} = \tilde{\Gamma} - \int_0^1 dx \left[\frac{d\tilde{\Gamma}}{dx} \right]_{\text{net}} x^{1+n\nu}, \quad (\text{F5})$$

where Γ and $[d\Gamma/dx]_{\text{net}}$ are given by (3.4) and (1.5), here scaled by (F3). The form (F5) is somewhat similar to the right-hand side of (3.2). One may then mirror the steps from (3.2) to (3.16) to obtain

$$M_{(n)} = \hat{\mathcal{S}}^{\overline{\text{LO}}} + \hat{\mathcal{S}}^{\overline{\text{NLO}}} \quad (\text{F6a})$$

where

$$\begin{aligned} \hat{\mathcal{S}}^{\overline{\text{LO}}} &= \frac{1}{2} \int_0^1 dx \left[\frac{d\tilde{\Gamma}}{dx} \right]^{\overline{\text{LO}}} [1 - x^{1+n\nu} - (1-x)^{1+n\nu}] \\ &= \int_0^1 dx \left\{ \left[\frac{d\tilde{\Gamma}}{dx} \right]^{\overline{\text{LO}}} \theta(x > \tfrac{1}{2}) - \left[\frac{d\tilde{\Gamma}}{dx} \right]^{\overline{\text{LO}}} x^{1+n\nu} \right\} \end{aligned} \quad (\text{F6b})$$

and

$$\begin{aligned} \hat{\mathcal{S}}^{\text{NLO}} = & \int_0^1 dx \int_0^{1/2} dy \left\{ \left[v(1-x, y) \theta(y < \frac{x}{2}) + \frac{1}{2} r(x, y) \theta(y < x) \theta(y < \frac{1-x}{2}) \right] \right. \\ & \left. - \left[v(x, y) \theta(y < \frac{1-x}{2}) + v(1-x, y) \theta(y < \frac{x}{2}) + r(x, y) \theta(y < \frac{1-x}{2}) \right] x^{1+n\nu} \right\}. \quad (\text{F6c}) \end{aligned}$$

Similar to (3.16c), the integrand in (F6c) has no support for $y \rightarrow 1$ (with fixed x), and power-law divergences cancel as $y \rightarrow 0$. Unlike (3.16c), the integrand in (F6c) has support as $x \rightarrow 0$. However, the terms that have such support are suppressed by the $x^{1+n\nu}$ factor and so do not generate a divergent x integration.

-
- [1] L. D. Landau and I. Pomeranchuk, “Limits of applicability of the theory of bremsstrahlung electrons and pair production at high-energies,” *Dokl. Akad. Nauk Ser. Fiz.* **92** (1953) 535; “Electron cascade process at very high energies,” *ibid.* 735.
 - [2] A. B. Migdal, “Bremsstrahlung and pair production in condensed media at high-energies,” *Phys. Rev.* **103**, 1811 (1956);
 - [3] L. Landau, *The Collected Papers of L.D. Landau* (Pergamon Press, New York, 1965).
 - [4] R. Baier, Y. L. Dokshitzer, A. H. Mueller, S. Peigne and D. Schiff, “The Landau-Pomeranchuk-Migdal effect in QED,” *Nucl. Phys. B* **478**, 577 (1996) [[arXiv:hep-ph/9604327](#)]; “Radiative energy loss of high-energy quarks and gluons in a finite volume quark - gluon plasma,” *ibid.* **483**, 291 (1997) [[arXiv:hep-ph/9607355](#)].
 - [5] R. Baier, Y. L. Dokshitzer, A. H. Mueller, S. Peigne and D. Schiff, “Radiative energy loss and p_\perp -broadening of high energy partons in nuclei,” *ibid.* **484** (1997) [[arXiv:hep-ph/9608322](#)].
 - [6] B. G. Zakharov, “Fully quantum treatment of the Landau-Pomeranchuk-Migdal effect in QED and QCD,” *JETP Lett.* **63**, 952 (1996) [[arXiv:hep-ph/9607440](#)]; “Radiative energy loss of high-energy quarks in finite size nuclear matter and quark-gluon plasma,” *ibid.* **65**, 615 (1997) [*Pisma Zh. Eksp. Teor. Fiz.* **63**, 952 (1996)] [[arXiv:hep-ph/9607440](#)].
 - [7] J. P. Blaizot and Y. Mehtar-Tani, “Renormalization of the jet-quenching parameter,” *Nucl. Phys. A* **929**, 202 (2014) [[arXiv:1403.2323](#) [hep-ph]].
 - [8] E. Iancu, “The non-linear evolution of jet quenching,” *JHEP* **10**, 95 (2014) [[arXiv:1403.1996](#) [hep-ph]].
 - [9] B. Wu, “Radiative energy loss and radiative p_\perp -broadening of high-energy partons in QCD matter,” *JHEP* **12**, 081 (2014) [[arXiv:1408.5459](#) [hep-ph]].
 - [10] P. Arnold, S. Iqbal and T. Rase, “Strong- vs. weak-coupling pictures of jet quenching: a dry run using QED,” *JHEP* **05**, 004 (2019) [[arXiv:1810.06578](#) [hep-ph]].
 - [11] S. S. Gubser, D. R. Gulotta, S. S. Pufu and F. D. Rocha, “Gluon energy loss in the gauge-string duality,” *JHEP* **10**, 052 (2008) [[arXiv:0803.1470](#) [hep-th]].
 - [12] Y. Hatta, E. Iancu and A. H. Mueller, “Jet evolution in the $\mathcal{N}=4$ SYM plasma at strong coupling,” *JHEP* **05**, 037 (2008) [[arXiv:0803.2481](#) [hep-th]].
 - [13] P. M. Chesler, K. Jensen, A. Karch and L. G. Yaffe, “Light quark energy loss in strongly-coupled $\mathcal{N}=4$ supersymmetric Yang-Mills plasma,” *Phys. Rev. D* **79**, 125015 (2009) [[arXiv:0810.1985](#) [hep-th]].
 - [14] P. Arnold, D. Vaman, “Jet quenching in hot strongly coupled gauge theories revisited: 3-point correlators with gauge-gravity duality,” *JHEP* **10**, 099 (2010) [[arXiv:1008.4023](#) [hep-]]

- th]]; “Jet quenching in hot strongly coupled gauge theories simplified,” JHEP **04**, 027 (2011) [[arXiv:1101.2689](#) [hep-th]].
- [15] P. Arnold and S. Iqbal, “In-medium loop corrections and longitudinally polarized gauge bosons in high-energy showers,” JHEP **12**, 120 (2018) [[arXiv:1806.08796](#) [hep-ph]].
 - [16] G. P. Lepage and S. J. Brodsky, “Exclusive Processes in Perturbative Quantum Chromodynamics,” Phys. Rev. D **22**, 2157 (1980).
 - [17] S. J. Brodsky and G. P. Lepage, “Exclusive Processes in Quantum Chromodynamics,” Adv. Ser. Direct. High Energy Phys. **5**, 93 (1989).
 - [18] S. J. Brodsky, H. C. Pauli and S. S. Pinsky, “Quantum chromodynamics and other field theories on the light cone,” Phys. Rept. **301**, 299 (1998) [[hep-ph/9705477](#)].
 - [19] Y. V. Kovchegov and E. Levin, “Quantum chromodynamics at high energy,” Cambridge Monogr. Part. Phys. Nucl. Phys. Cosmol. **33** (2012); errata available, as of this writing, at <https://www.asc.ohio-state.edu/kovchegov.1/typos.pdf> or on the publisher’s web site under the book’s resources.
 - [20] P. Arnold, H. C. Chang and S. Iqbal, “The LPM effect in sequential bremsstrahlung: 4-gluon vertices,” JHEP **10**, 124 (2016) [[arXiv:1608.05718](#) [hep-ph]].
 - [21] P. Arnold and S. Iqbal, “The LPM effect in sequential bremsstrahlung,” JHEP **04**, 070 (2015) [*erratum* JHEP **09**, 072 (2016)] [[arXiv:1501.04964](#) [hep-ph]].
 - [22] P. Arnold, H. C. Chang and S. Iqbal, “The LPM effect in sequential bremsstrahlung 2: factorization,” JHEP **09**, 078 (2016) [[arXiv:1605.07624](#) [hep-ph]].
 - [23] P. Arnold, H. C. Chang and S. Iqbal, “The LPM effect in sequential bremsstrahlung: dimensional regularization,” JHEP **10**, 100 (2016) [[arXiv:1606.08853](#) [hep-ph]].
 - [24] P. Arnold, “Landau-Pomeranchuk-Migdal effect in sequential bremsstrahlung: From large- N QCD to $N=3$ via the $SU(N)$ analog of Wigner 6- j symbols,” Phys. Rev. D **100**, no. 3, 034030 (2019) [[arXiv:1904.04264](#) [hep-ph]].
 - [25] P. Arnold, “Multi-particle potentials from light-like Wilson lines in quark-gluon plasmas: a generalized relation of in-medium splitting rates to jet-quenching parameters \hat{q} ,” Phys. Rev. D **99**, no. 5, 054017 (2019) [[arXiv:1901.05475](#) [hep-ph]].
 - [26] G. Beuf, “Dipole factorization for DIS at NLO: Loop correction to the $\gamma_{T,L}^* \rightarrow q\bar{q}$ light-front wave functions,” Phys. Rev. D **94**, no. 5, 054016 (2016) [[arXiv:1606.00777](#) [hep-ph]].
 - [27] G. Beuf, “Dipole factorization for DIS at NLO: Combining the $q\bar{q}$ and $q\bar{q}g$ contributions,” Phys. Rev. D **96**, no. 7, 074033 (2017) [[arXiv:1708.06557](#) [hep-ph]].
 - [28] T. Lappi and R. Paatelainen, “The one loop gluon emission light cone wave function,” Annals Phys. **379**, 34 (2017) [[arXiv:1611.00497](#) [hep-ph]].
 - [29] H. Hänninen, T. Lappi and R. Paatelainen, “One-loop corrections to light cone wave functions: the dipole picture DIS cross section,” Annals Phys. **393**, 358-412 (2018) [[arXiv:1711.08207](#) [hep-ph]].
 - [30] A. Harindranath and W. M. Zhang, “Light front QCD. 3: Coupling constant renormalization,” Phys. Rev. D **48**, 4903-4915 (1993)
 - [31] J. P. Blaizot, E. Iancu and Y. Mehtar-Tani, “Medium-induced QCD cascade: democratic branching and wave turbulence,” Phys. Rev. Lett. **111**, 052001 (2013) [[arXiv:1301.6102](#) [hep-ph]].
 - [32] J. P. Blaizot and Y. Mehtar-Tani, “Energy flow along the medium-induced parton cascade,” Annals Phys. **368**, 148 (2016) [[arXiv:1501.03443](#) [hep-ph]].
 - [33] S. Jeon and G. D. Moore, “Energy loss of leading partons in a thermal QCD medium,” Phys. Rev. C **71**, 034901 (2005) [[arXiv:hep-ph/0309332](#) [hep-ph]].

- [34] P. B. Arnold, S. Cantrell and W. Xiao, “Stopping distance for high energy jets in weakly-coupled quark-gluon plasmas,” *Phys. Rev. D* **81**, 045017 (2010) [[arXiv:0912.3862](#) [hep-ph]].
- [35] J. Ghiglieri, G. D. Moore and D. Teaney, “Jet-Medium Interactions at NLO in a Weakly-Coupled Quark-Gluon Plasma,” *JHEP* **03**, 095 (2016) [[arXiv:1509.07773](#) [hep-ph]].
- [36] T. Liou, A. H. Mueller and B. Wu, “Radiative p_{\perp} -broadening of high-energy quarks and gluons in QCD matter,” *Nucl. Phys. A* **916**, 102 (2013) [[arXiv:1304.7677](#) [hep-ph]].
- [37] I. S. Gradshteyn and I. M. Ryzhik, *Table of Integrals, Series, and Products*, 4th corrected and enlarged edition (Academic Press, 1980).
- [38] S. Catani and M. Grazzini, “Collinear factorization and splitting functions for next-to-next-to-leading order QCD calculations,” *Phys. Lett. B* **446**, 143 (1999) [[hep-ph/9810389](#)].
- [39] P. Arnold, T. Gorda and S. Iqbal, “The LPM effect in sequential bremsstrahlung: analytic results for sub-leading (single) logarithms,” *JHEP* **04**, 085 (2022) [[arXiv:2112.05161](#) [hep-ph]].