

PREPARED FOR SUBMISSION TO JHEP

Quarkonia formation in a holographic gravity-dilaton background describing QCD thermodynamics

R. Zöllner^{a,b} and B. Kämpfer^{a,b}

^a*Helmholtz-Zentrum Dresden-Rossendorf, 01314 Dresden, Germany*

^b*Institut für Theoretische Physik, TU Dresden, 01062 Dresden, Germany*

E-mail: kaempfer@hzdr.de

ABSTRACT: A holographic model of probe quarkonia is presented, where the dynamical gravity-dilaton background is adjusted to the thermodynamics of 2 +1 flavor QCD with physical quark masses. The quarkonia action is modified to account for a systematic study of the heavy-quark mass dependence. We focus on the J/ψ and Υ spectral functions and relate our model to heavy quarkonia formation as a special aspect of hadron phenomenology in heavy-ion collisions at LHC.

Contents

1	Introduction	1
2	Quarkonia as probe vector mesons	3
3	Two-parameter potential – bottomonium formation	6
4	Three-parameter potential with dip – charmonium formation	12
5	Summary	16
A	Specific features of the holographic gravity-dilaton background adjusted to QCD thermodynamics	17

1 Introduction

Heavy-quark flavor degrees of freedom receive currently some interest as valuable probes of hot and dense strong-interaction matter produced in heavy-ion collisions at LHC energies. The information encoded, e.g. in quarkonia ($c\bar{c}$, $b\bar{b}$) observables, supplements penetrating electromagnetic probes and hard (jet) probes and the rich flow observables, thus complementing each other in characterizing the dynamics of quarks and gluons up to the final hadronic states (cf. contributions in [1] for the state of the art). Since heavy quarks emerge essentially in early, hard processes, they witness the course of a heavy-ion collision – either as individual entities or subjects of dissociating and regenerating bound states [2–4]. Accordingly, the heavy-quark physics addresses such issues as charm (c , \bar{c}) and bottom (b , \bar{b}) dynamics related to transport coefficients [5–9] in the rapidly evolving and highly anisotropic ambient quark-gluon medium [10, 11] as well as $c\bar{c}$ and $b\bar{b}$ states as open quantum systems [12–15]. The rich body of experimental data from LHC, and also from RHIC, enabled a tremendous refinement of our understanding heavy-quark dynamics. For a recent survey on the quarkonium physics we refer the interested reader to [16].

The yields of various hadron species, light nuclei and anti-nuclei – even such ones which are only very loosely bound [17] – emerging from heavy-ion collisions at LHC energies are described by the thermo-statistical hadronization model [18] with high accuracy. These yields span an interval of nine orders of magnitude. The final hadrons and nuclear clusters are described by two parameters: the freeze-out temperature $T_{fo} = 155$ MeV and a freeze-out volume depending on the system size or centrality of the collision. Due to the near-perfect matter-antimatter symmetry at top LHC energies the baryo-chemical potential μ_B is exceedingly small, $\mu_B/T_{fo} \ll 1$. It is argued in [18] that the freeze-out of color-neutral objects happens just in the demarcation region of hadron matter to quark-gluon plasma,

i.e. confined vs. deconfined strong-interaction matter. In fact, lattice QCD results report a pseudo-critical temperature of $T_c = (156 \pm 1.5)$ MeV [19] – a value agreeing with the disappearance of the chiral condensates and the maximum of some susceptibilities. The key is the adjustment of physical quark masses and the use of 2+1 flavors [20, 21], in short $\text{QCD}_{2+1}(\text{phys})$. Details of the (may be accidental) coincidence of deconfinement and chiral symmetry restoration are matter of debate [22], as also the formation of color-neutral objects out of the cooling quark-gluon plasma at T_c . For instance, Reference [23] advocates flavor-dependent freeze-out temperatures. Note that at T_c no phase transition happens, rather the thermodynamics is characterized by a cross-over accompanied by a pronounced dip in the sound velocity.

Among the tools for describing hadrons as composite strong-interaction systems is holography. Anchored in the famous AdS/CFT correspondence, holographic bottom-up approaches have facilitated a successful description of mass spectra, coupling strengths/decay constants etc. of various hadron species. While the direct link to QCD by a holographic QCD-dual or rigorous top-down formulations are still missing, one has to restrict the accessible observables to explore certain frameworks and scenarios. We consider here a framework which merges (i) $\text{QCD}_{2+1}(\text{phys})$ thermodynamics described by a dynamical holographic gravity-dilaton background and (ii) holographic probe quarkonia. We envisage a scenario which embodies QCD thermodynamics of $\text{QCD}_{2+1}(\text{phys})$ and the emergence of hadron states at T_c at the same time. One motivation of our work is the exploration of a holographic model which is in agreement with the above hadron phenomenology in heavy-ion collisions at LHC energies. Early holographic attempts [24–26] to hadrons at non-zero temperatures faced the problem of meson melting at temperatures significantly below the deconfinement temperature T_c . Several proposals have been made [27–30] to find rescue avenues which accommodate hadrons at and below T_c . Otherwise, a series of holographic models of hadron melting without reference to QCD thermodynamics, e.g. [30–39], finds quarkonia states well above, at and below T_c in agreement with lattice QCD results [40–43]. It is therefore tempting to account for the proper QCD-related background.

In the temperature region $T \approx \mathcal{O}(T_c)$, the impact of charm and bottom degrees of freedom on the quark-gluon-hadron thermodynamics is minor [44]. Thus, we consider quarkonia as test particles. We follow [45–48] and model the holographic background by a gravity-dilaton set-up, i.e. without adding further fundamental degrees of freedom (as done, e.g. in [49–51]) to the dilaton, which was originally related solely to gluon degrees of freedom [52]. That is, the dilaton potential is adjusted to $\text{QCD}_{2+1}(\text{phys})$ lattice data. Our emphasis is on the formation of quarkonia in a cooling strong-interaction environment. Thereby, the quarkonia properties are described by spectral functions. We restrict ourselves to equilibrium and leave non-equilibrium effects, e.g. [53, 54], for future work.

Our paper is organized as follows. In section 2, the dynamics of the probe quarkonia is formulated and the coupling to the thermodynamics-related background is explained. (The recollection of the gravity-dilaton dynamics and the consideration of special features are relegated to appendix A.) Numerical solutions in the charm (J/ψ) and bottom (Υ) sectors w.r.t. quarkonium spectral functions and the quarkonium formation systematic are dealt with in section 3. The tested two-parameter Schrödinger potential facilitates bottomonium

formation as rapid squeezing of the spectral function towards a narrow quasi-particle state in a small temperature interval around T_c . An analogous behavior is accomplished for charmonium by a three-parameter potential considered in section 4. The squeezing of the charmonium spectral function extends over a somewhat longer temperature interval and requires a particular parameter setting. We summarize in section 5.

2 Quarkonia as probe vector mesons

The action of quarkonia as probe vector mesons in string frame is

$$S_m^V = \frac{1}{k_V} \int d^4x dz \sqrt{g_5} e^{-\phi} G_m(\phi) F^2, \quad (2.1)$$

where the function $G_m(\phi)$ carries the flavor (or heavy-quark mass, labeled by m) dependence and F^2 is the field strength tensor squared of a $U(1)$ gauge field \mathcal{A} in 5D asymptotic anti-de Sitter (AdS) space time, with or without black hole (BH), with the bulk coordinate z and metric fundamental determinant g_5 ; ϕ is the scalar dilatonic field with zero mass dimension. The gauge field \mathcal{A} in the bulk is sourced by a current operator of the structure $\bar{Q}\gamma_\mu Q$ at the boundary, where Q stands for the heavy quark field operator. The structure of (2.1) is that of a field-dependent gauge kinetic term, familiar, e.g., from realizations of a localization mechanism in brane world scenarios [55–57]. In holographic Einstein-Maxwell-dilaton models (cf. [58]), often employed in including a conserved charge density (e.g. [59, 60]), such a term refers to the gauge coupling.

The action (2.1) with $G_m = 1$, originally put forward in the soft-wall (SW) model for light-quark mesons [61], is also used for describing heavy-quark vector mesons [31–33], e.g. charmonium [34, 35] or bottomonium [66]. As emphasized, e.g. in [34], the holographic background encoded in g_5 and ϕ must be chosen differently to imprint the different mass scales, since (2.1) with $G_m = 1$ as such would be flavor blind. Clearly, the combination $\exp\{-\phi\}G_m(\phi)$ in (2.1) with flavor dependent function $G_m(\phi)$ is nothing but introducing effectively a flavor dependent dilaton profile $\phi_m = \phi - \log G_m$, while keeping the thermodynamics-steered hadron-universal dilaton ϕ . In fact, many authors use the form $S_m^V = \frac{1}{k_V} \int d^4x dz \sqrt{g_5} e^{-\phi_m} F^2$ to study the vector meson melting by employing different parameterizations of ϕ_m to account for different flavor sectors. Here, we emphasize the use of a unique gravity-dilaton background for all flavors and include the quark mass (or flavor) dependence solely in G_m .

Our procedure to determine G_m is based on the import of information from the hadron sector at $T = 0$. The action (2.1) leads via the gauges $\mathcal{A}_z = 0$ and $\partial^\mu \mathcal{A}_\mu = 0$ and the ansatz $\mathcal{A}_\mu = \epsilon_\mu \varphi(z) \exp\{ip_\nu x^\nu\}$ with $\mu, \nu = 0, \dots, 3$, which uniformly separates the z dependence of the gauge field by the bulk-to-boundary propagator φ for all components of \mathcal{A} , and the constant polarization vector ϵ_μ to the equation of motion

$$\varphi'' + \left[\frac{1}{2} A' + (\partial_\phi \log G_m - 1) \phi' + (\log f)' \right] \varphi' + \frac{p^\mu p_\mu}{f^2} \varphi = 0, \quad (2.2)$$

where $A(z, z_H)$ is the warp factor and $f(z, z_H)$ denotes the blackening function in the AdS + BH metric with horizon at z_H ,

$$ds^2 = \exp\{A(z, z_H)\} \left[f(z, z_H) dt^2 - d\vec{x}^2 - \frac{dz^2}{f(z, z_H)} \right], \quad (2.3)$$

and a prime denotes the derivative w.r.t. the bulk coordinate z . Both, $A(z, z_H)$ and $f(z, z_H)$, are solutions of Einstein's equation with a dilatonic potential adjusted to QCD thermodynamics with physical quark masses in the temperature range $100 \text{ MeV} < T < 400 \text{ MeV}$ (cf. appendix A in [62] and appendix A for details); also $\phi(z, z_H)$ is determined dynamically and is consistent with the metric coefficients via field equations.

By the transformation $\psi(\xi) = \varphi(z(\xi)) \exp\{\frac{1}{2} \int_0^\xi dz \mathcal{S}_T(\xi)\}$ one gets the form of a one-dimensional Schrödinger equation with the tortoise coordinate ξ

$$[\partial_\xi^2 - (U_T(z(\xi)) - m_n^2)] \psi_n(\xi) = 0, \quad n = 0, 1, 2, \dots, \quad (2.4)$$

where one has to employ $z(\xi)$ from solving $\partial_\xi = (1/f)\partial_z$. The Schrödinger equivalent potential is

$$U_T \equiv \left(\frac{1}{2} \mathcal{S}'_T + \frac{1}{4} \mathcal{S}_T^2 \right) f^2 + \frac{1}{2} \mathcal{S}_T f f' \quad (2.5)$$

as a function of $\xi(z)$ with

$$\mathcal{S}_T \equiv \frac{1}{2} A' - \phi' + \partial_z \log G_m(\phi(z)). \quad (2.6)$$

At $T = 0$ (label “0”), $f = 1$ and $\xi \rightarrow z$ and $U_T \rightarrow U_0$ with

$$U_0(z) \equiv \frac{1}{2} \mathcal{S}'_0 + \frac{1}{4} \mathcal{S}_0^2, \quad (2.7)$$

$$\mathcal{S}_0 \equiv \frac{1}{2} A'_0(z) - \phi'_0(z) + \partial_z \log G_m(\phi_0(z)), \quad (2.8)$$

and (2.4) becomes

$$[\partial_z^2 + (U_0(z) - m_n^2)] \psi_n = 0 \quad (2.9)$$

with normalizable solutions ψ_n and discrete states with masses squared $m_n^2 = p^\mu p_\mu$, $n = 0, 1, 2, \dots$ for quarkonia at rest. That is, at $T = 0$ one has to deal with a suitable Schrödinger equivalent potential $U_0(z)$ to generate the desired spectrum m_n . In such a way, the needed hadron physics information at $T = 0$ is imported by parameterizing U_0 in suitable manner (see sections 3 and 4).

The next step is solving (2.7) to obtain $\mathcal{S}_0(z)$ and, with (2.8), then $G_m(\phi)$ with $G_m(0) = 1$. This needs $A'_0(z)$ and $\phi'_0(z)$, which follow from the thermodynamics sector (see Appendix A) via $A_0 = A(z) = \lim_{z_H \rightarrow \infty} A(z, z_H)$ and $\phi_0 = \phi(z) = \lim_{z_H \rightarrow \infty} \phi(z, z_H)$. One has to suppose that these limits are meaningful. The limited information from lattice QCD thermodynamics w.r.t. the finite temperature range and the data accuracy may pose here a problem. Ignoring such a potential obstacle we use then $G_m(\phi) = G_m(z(\phi_0))$ as universal (i.e. temperature independent) function.

The equation of motion (2.2) of φ can also be employed to compute quarkonia spectral functions, cf. [24, 32–34, 64]. For $\omega^2 = p^\mu p_\mu > 0$ fixed, the asymptotic boundary behavior facilitates two linearly independent solutions by considering the leading order terms on both sides of the interval $[0, z_H]$. (i) For $z \rightarrow 0$, one has, due to the AdS asymptotics at the boundary, the general solution

$$\varphi(z \rightarrow 0) \rightarrow A(\omega)\varphi_1 + B(\omega)\varphi_2 \quad (2.10)$$

with two ω -dependent complex constants A and B , and $\varphi_1(z \rightarrow 0) \rightarrow 1$ and $\varphi_2(z \rightarrow 0) \rightarrow (z/z_H)^2$. (ii) Near the horizon, $z \rightarrow z_H$, the asymptotic behavior of solutions of (2.2) is steered by the poles of $1/f$ and $1/f^2$. The two linearly independent solutions are $\varphi_\pm(z \rightarrow z_H) \rightarrow (1 - \frac{z}{z_H})^{\pm i\omega/|f'(z_H)|}$, where φ_\pm represent out-going and in-falling solutions, respectively. Then, the general near-horizon solution is given by

$$\varphi(z \rightarrow z_H) \rightarrow C(\omega)\varphi_+ + D(\omega)\varphi_-, \quad (2.11)$$

again with complex constants C and D which depend on ω . The obvious and commonly used side conditions for the bulk-to-boundary propagator are $\varphi(0) = 1$, which means $A(\omega) = 1$, and $\varphi(z \rightarrow z_H) = \varphi_-(z \rightarrow z_H)$ (purely in-falling solution at the black hole horizon), yielding $C(\omega) = 0$. Due to the bilinear mapping $(A, B) \mapsto (C, D)$, the value of B for getting the desired in-falling solution can be easily determined by solving (2.2) twice, once with $A = 1, B = 0$ and once with $A = 0, B = 1$ and comparing the result with φ_- to dig out the proper coefficients.

In more detail, the first integration starts with some sufficiently small ε , thus setting the near-boundary initial conditions for φ equal to φ_1 , i.e. $\varphi(z_H\varepsilon) = 1$ and $\varphi'(z_H\varepsilon) = 0$. Near the horizon, at $z = z_H(1 - \varepsilon)$, the obtained value y_1 of this solution and the value y'_1 of its derivative can be written as superposition of φ_+ and φ_- :

$$y_1 = C_1\varphi_+(z_H(1 - \varepsilon)) + D_1\varphi_-(z_H(1 - \varepsilon)), \quad (2.12)$$

$$y'_1 = C_1\varphi'_+(z_H(1 - \varepsilon)) + D_1\varphi'_-(z_H(1 - \varepsilon)). \quad (2.13)$$

The constants C_1, D_1 are determined by solving this linear system. The second integration works analogously, now based on φ_2 for near-boundary initial values of φ and its derivative, i.e. $\varphi(z_H\varepsilon) = \varepsilon^2$ and $\varphi'(z_H\varepsilon) = 2\varepsilon/z_H$, thus yielding another solution, which is decomposed as $y_2 = C_2\varphi_+(z_H(1 - \varepsilon)) + D_2\varphi_-(z_H(1 - \varepsilon))$. This, together with y'_2 , determines C_2 and D_2 . A straightforward calculation using the above mentioned linearity shows that the particular value $B = -C_1/C_2$ eliminates the out-going part of the general solution near the horizon [65].

Then, the corresponding retarded Green function \mathcal{G}^R of the dual current operator $\bar{Q}\gamma_\mu Q$, defined within the framework of the holographic dictionary via a generating functional by $\mathcal{G}^R = \frac{\delta^2}{\delta\mathcal{A}^0\mu(-\omega)\delta\mathcal{A}^0_\mu(\omega)} \langle \exp\{i \int d^4x \mathcal{A}^0_\nu \bar{Q}\gamma^\nu Q\} \rangle$, is given by (cf. [65])

$$\mathcal{G}^R(\omega) = \frac{\delta^2 S_m^{V, \text{on-shell}}}{\delta\mathcal{A}^0\mu(-\omega)\delta\mathcal{A}^0_\mu(\omega)} = k \lim_{z \rightarrow 0} \frac{1}{z} \varphi^*(z) \varphi'(z) = \frac{2k}{z_H^2} B(\omega) \quad (2.14)$$

with $k = \frac{N_c}{24\pi^2}$ and $\mathcal{A}_\mu^0 \equiv \epsilon_\mu \exp\{ip_\nu x^\nu\}$ for $\mu \in \{1, 2, 3\}$. The quantity $S_m^{V, \text{on-shell}}$ denotes here the action (2.1) with the solution φ from (2.2). Finally, the spectral function ρ follows from $\rho(\omega) = \text{Im } \mathcal{G}^R(\omega) = \frac{2k}{z_H^2} \text{Im } B(\omega)$. It has the dimension of energy squared.

3 Two-parameter potential – bottomonium formation

Our setting does not explicitly refer to a certain quark mass m . Instead, an ansatz $U_0(z; \vec{p})$ with parameter n -tuple $\{\vec{p}\}$ is used such to catch a certain quarkonium mass spectrum. Insofar, m is to be considered as cumulative label highlighting the dependence of G_m on a parameter set $\{\vec{p}\}$ which originally enters U_0 and which is to be adjusted to charmonium and bottomonium masses.

As a transparent model we select the two-parameter potential [32, 34]

$$U_0(z) = \frac{3}{4} \left(\frac{1}{z} \right)^2 + \hat{a}^2 z^2 + 4\hat{b} \quad (3.1)$$

which is known to deliver via (2.9) the normalizable functions ψ_n with discrete eigenvalues

$$m_n^2 = 4(\hat{a} + \hat{b} + n\hat{a}), \quad n = 0, 1, 2, \dots \quad (3.2)$$

The potential (3.1) is a slight modification of the SW model [61] with $3/(4z^2)$ stemming from the near-boundary warp factor $A(z)$ and the term $\propto z^2$ emerging originally from a quadratic dilaton profile ansatz. Note the Regge type excitation spectrum $m_n^2 = m_0^2 + n\hat{a}$ with intercept and slope to be steered by two independent parameters \hat{a} and \hat{b} . We choose these parameters as follows. The mass m_0 determines the ground state (g.s.) “trajectory” in the a - b plane, $\hat{b} = \frac{1}{4}m_0^2 - \hat{a}$, and m_1 determines the first excitation (1st) “trajectory” by $\hat{b} = \frac{1}{4}m_1^2 - 2\hat{a}$. Using the PDG values of J/ψ , ψ' and $\Upsilon(1S, 2S)$ adjusts the “trajectories” as solid and dashed lines in figure 1, where we employ the scale setting via $\hat{a} = a/L^2$ and $\hat{b} = b/L^2$ with $L^{-1} = 1.99 \text{ GeV}$, which is related to the QCD thermodynamics sector (see appendix A in [62]). Allowing for a 10% variation of m_1 one arrives at the colored bands in figure 1. By such a parameter choice one puts emphasis on the quarkonia g.s. masses as representatives of the heavy quark masses and less emphasis on the level spacing of excitations and ignores other possible constraints.

As we shall demonstrate below, the ansatz (3.1) has several drawbacks and, therefore, is to be considered as an illustrative example. For instance, the sequence of radial Υ excitations in nature does not form a strictly linear Regge trajectory [63]. This prevents an unambiguous mapping of $m_{0,1} \mapsto (a, b)$. While the radial excitations of J/ψ follow quite accurately a linear Regge trajectory in nature [63], the request of accommodating further J/ψ properties in U_0 calls also for modifying (3.1), cf. [34, 64]. Despite the mentioned deficits, the appeal of (3.1, 3.2) is nevertheless the simply invertible relation $m_n^2(a, b)$ yielding $a(m_{0,1})$ and $b(m_{0,1})$. Since we are going to study the systematic, we keep the primary parameters a and b in what follows. Instead of discussing results at isolated points in parameter space referring to J/ψ and Υ ground states m_0 and first excited states m_1 , we consider the systematic over the a - b plane.

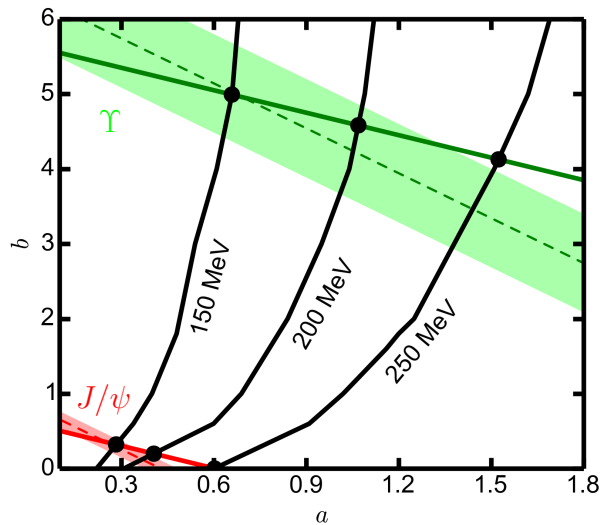


Figure 1. Constant ground state masses (fat solid lines) and the respective first excitations (dashed lines; a $\pm 5\%$ corridor is depicted by colored bands) at $T = 0$ over the dimensionless a - b plane of the potential (3.1). Color code: green - Υ , red - J/ψ . The bullets mark selected parameters for the spectral functions exhibited in figure 2. The black curves exhibit the loci at which the peaks of the spectral functions completely disappear, i.e. they represent the contours of melting temperatures $T_{melt}^{g.s.}(a, b) = 150, 200$ and 250 MeV. That is, for a given point (a, b) in the parameter space, the spectral function in the energy range of the ground state displays a peak only for $T < T_{melt}^{g.s.}$.

The black curves in figure 1 exhibit the contours $T_{melt}^{g.s.}(a, b) = 150, 200$ and 250 MeV.¹ The melting temperature $T_{melt}^{g.s.}$ is determined by the disappearance of the peak of the g.s. spectral function upon temperature increase. One observes a strong parameter dependence as well, which determines the spectral functions, see figure 2. Changing the parameters (a, b) deforms the potential (3.1) in a characteristic manner [62], e.g. going on a g.s. trajectory to right squeezes the excited states to higher energies, as can be identified in figure 1, in particular for the Υ . Such changes affect immediately the spectral functions.

In figure 1, it looks like an accidental coincidence that, at the crossing points of the g.s. and first excitation trajectories of J/ψ and Υ , the melting temperature is 150 MeV. In other words, in a cooling system the formation of the quarkonium ground state seems to start when passing the temperature of 150 MeV. This is consistent with the claim in [18] which advocates the formation of hadron states at $T \approx 155 \text{ MeV} \approx T_c$. Consistency does not necessarily mean perfect agreement: The criteria for “melting” or “onset of formation” are not very sharp. For instance, [64] uses as threshold value the relative high of the spectral function’s peak over the smooth background for defining “melting”. The transition to a

¹ An analog figure in [62] exhibits the contour plot of the dissociation temperature $T_{dis}(a, b)$ which has been determined by the disappearance of normalizable solutions of the Schrödinger equation (2.4) in the interval $z = [\epsilon_0, \tilde{z}_H]$ with boundary conditions $\psi_n(z = \epsilon_0) \propto \epsilon_0^2$ and $\psi_n(z = \tilde{z}_H) = 0$. $\tilde{z}_H = z_H(1 - \epsilon_H)$ with $\epsilon_H = 10^{-2}$ sets a convenient cut-off which suppresses the highly oscillating solutions towards the horizon at z_H . In contrast, the limit $\epsilon_0 \rightarrow 0$ is well defined. We find in general $T_{melt}(a, b) > T_{dis}(a, b)$.

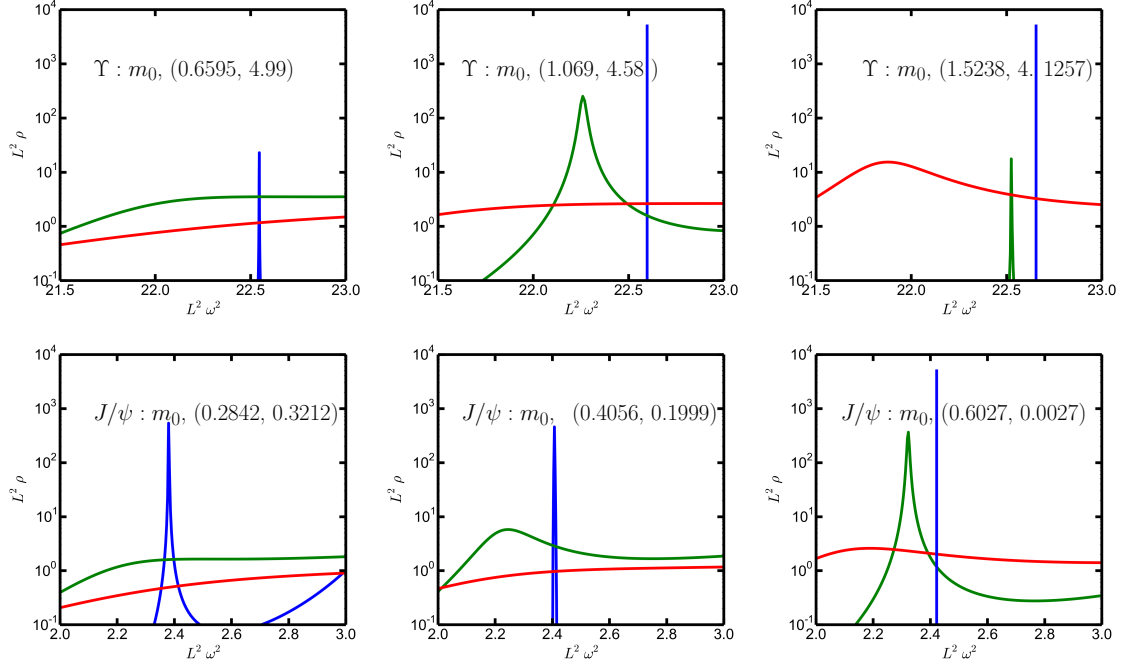


Figure 2. Spectral functions $L^2\rho(\omega, T)$ of Υ (top row) and J/ψ (bottom row) in the g.s. energy region at $T = 100$ (blue), 150 (green), and 200 MeV (red). For parameters (a, b) on the g.s. trajectories, i.e. for PDG values of m_0 . The values of (a, b) are given in the legends; these positions are marked in figure 1 by bullets.

quasi-particle with sharp spectral function does not happen instantaneously but within some temperature span, see top panels in figures 3 and 4. Considering the dynamics of the cooling system as a sequence of equilibrium states, the spectral-function contour-plots in figures 3 and 4 are suggestive: upon cooling the strength of a hadron state is consecutively concentrated to a narrow energy range, eventually forming the quasi-particle. Displaying a spectral function at a few selected temperatures, as in figure 2 and bottom panels of figures 3 and 4 as well, illustrates such a feature only insufficiently but is useful for a more quantitative account.

Inspection of the top panels of figures 3 and 4 unravels that the temperature difference from $T_{melt}^{g.s.}$ until the formation of a sharp quasi-particle state is quite large. Sharp quasi-particles can be identified by the squeezed contour lines which eventually coincide nearly with the peak position of the spectral functions depicted by the red dashed curves in top panels of figures 3 and 4. Keeping the quarkonia ground state masses m_0 and allowing artificially for a somewhat larger value of the first excited state m_1 moves the quarkonia formation temperatures to larger values, in particular for Υ , see right panels in figure 3. In such a way, the quasi-particle formation temperature $T_{form}^{\Upsilon(1S)} \approx T_c$ copes with the claim in [18] of hadron formation at T_c . The J/ψ , in contrast, would be formed at $T_{form}^{J/\psi} < T_c$ (see figure 4) in conflict with the advertisement of [18]. Section 4 provides a potential ansatz $U_0(z; \vec{p})$ which accomplishes $T_{form}^{J/\psi} \approx T_c$.

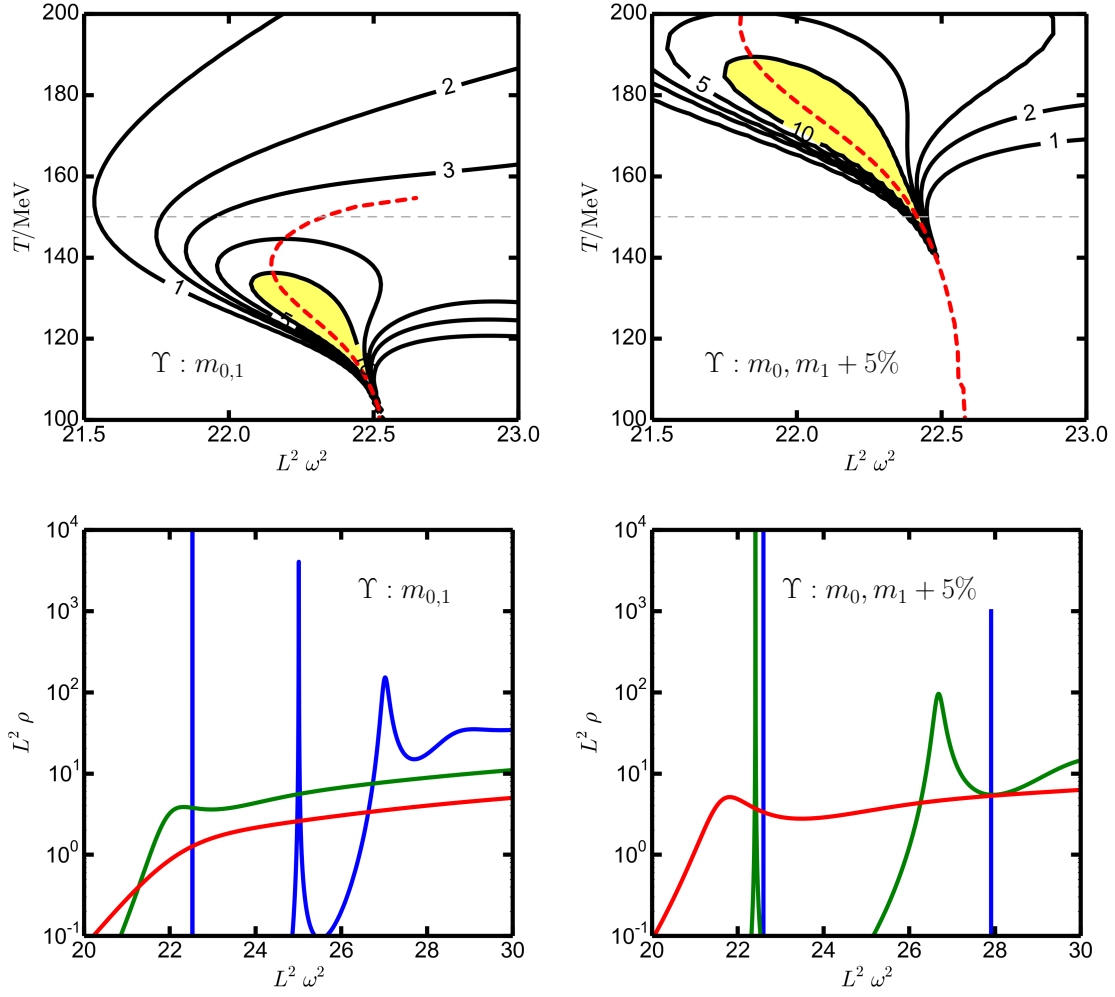


Figure 3. Bottomonium formation. Top row: contour plots of the spectral functions $L^2\rho(\omega, T)$ (the red dashed curves depict the peak position of the respective spectral function; they terminate at T_{melt} ; dashed horizontal lines indicate $T = 150$ MeV and as in all subsequent contour plots, the contour curve $L^2\rho = 10$ encircles the yellow area), bottom row: spectral functions $L^2\rho(\omega, T)$ at several temperatures ($T = 100$ (blue), 150 (green), and 200 MeV (red), left column: for potential parameters $(a, b) = (0.6924, 4.9571)$, i.e. at such values where the $m_{0,1}(a, b)$ trajectories cross, right column: $(a, b) = (1.3266, 4.3229)$, i.e. at crossing points of the m_0 trajectory with the upper limit of the 10% corridor of the respective 1st excitation ($T_{melt}^{g.s.} = 234$ MeV).

To understand why the J/ψ (Υ) reacts so sluggishly (violently) on a modification of m_1 while keeping m_0 fixed, we mention that the parameter \hat{a} in (3.1) changes by 33% (92%, i.e. a factor of nearly two) upon a 5% increase of m_1 ,² which is to be seen in connection with the curvature $8\hat{a}^2$ of U_0 at the minimum $z_{min} = (3/(4\hat{a}^2))^{1/4}$. The more the potential

²Due to the non-linearity of the $J^{PC} = 1^{--}$ bottomonium Regge trajectory, the energy of $m_1 + 5\%$ is between the $3^3S_1/\Upsilon(3S)$ and $4^3S_1/\Upsilon(4S)$ states. For charmonium, in contrast, $m_1 + 5\%$ is well below the $3^3S_1/\psi(4040)$ state, cf. [63].

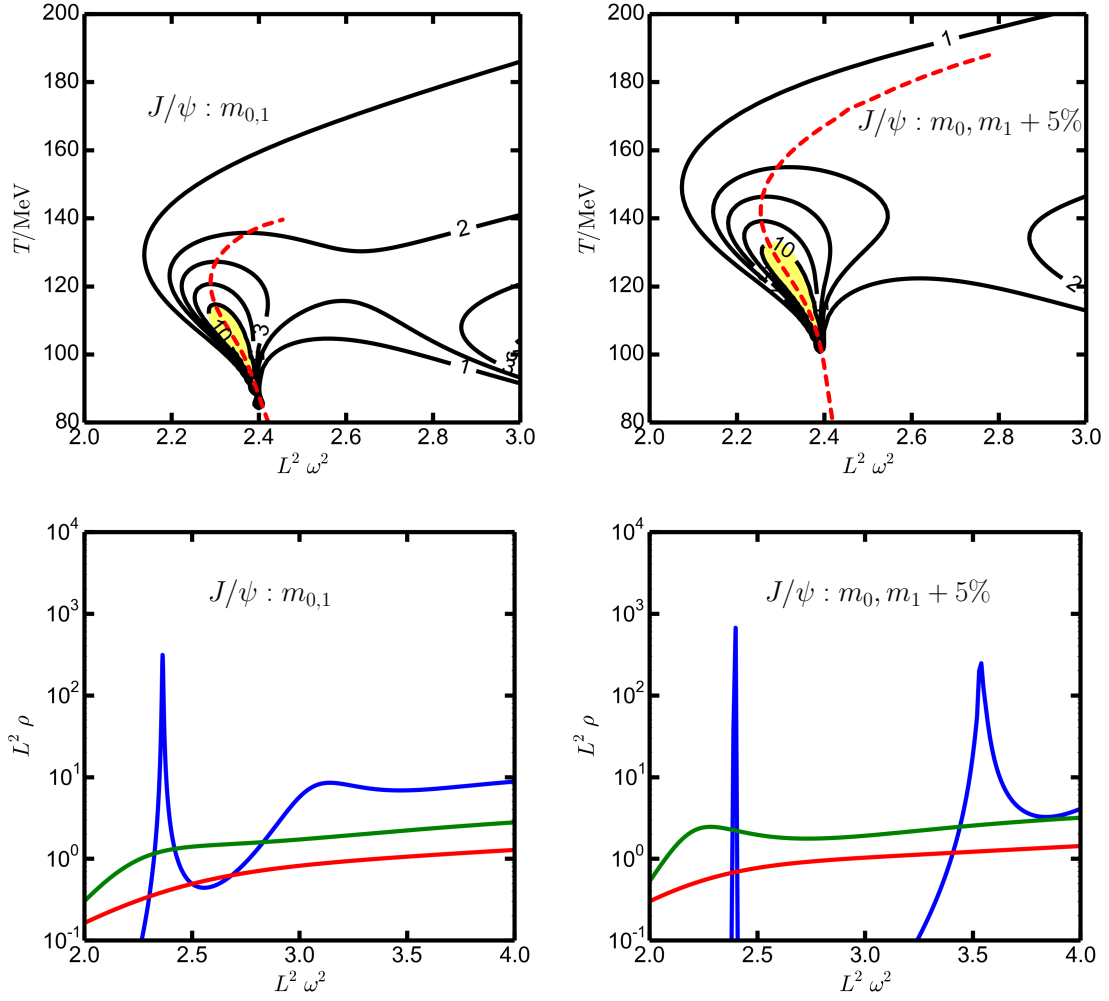


Figure 4. Charmonium. Top row: contour plots of the spectral functions $L^2\rho(\omega, T)$, bottom row: spectral functions $L^2\rho(\omega, T)$ in the energy region of g.s. and first excitation at several temperatures ($T = 100$ (blue), 150 (green), and 200 MeV (red)), left column: $(a, b) = (0.2522, 0.3533)$ i.e. at such values where the $m_{0,1}(a, b)$ trajectories cross. right column: $(a, b) = (0.338, 0.2675)$, i.e. at crossing points of the m_0 trajectory with the upper limit of the 10% corridor of the respective 1st excitation.

U_0 is squeezed by parameter variation, e.g. by larger values of \hat{a} , the less is the temperature sensitivity of U_T , see figure 2 in [62] and figure 6 below. At the origin of these differences is the ratio of m_1^2/m_0^2 which is 1.42 for J/ψ and 1.12 for Υ , respectively. It enters the scaled potential (3.1) $U_0(\hat{z} \equiv m_0 z, \zeta \equiv m_1^2/m_0^2 - 1)/m_0^2 = \frac{3}{4}\hat{z}^{-2} + \frac{1}{16}\zeta^2\hat{z}^2 - \zeta + 1$ as solely parameter.

A second issue refers to the formation of excited states. It seems to be a generic feature of the holographic model class considered here that higher excited states would form at lower temperatures than the respective g.s., in particular $T_{form}^{g.s.} > T_{form}^{1st} > T_{form}^{2nd} \dots$, see bottom panels in figures 3 and 4. The conjecture of [18], in contrast, advocates $T_{form}^{g.s.} \approx$

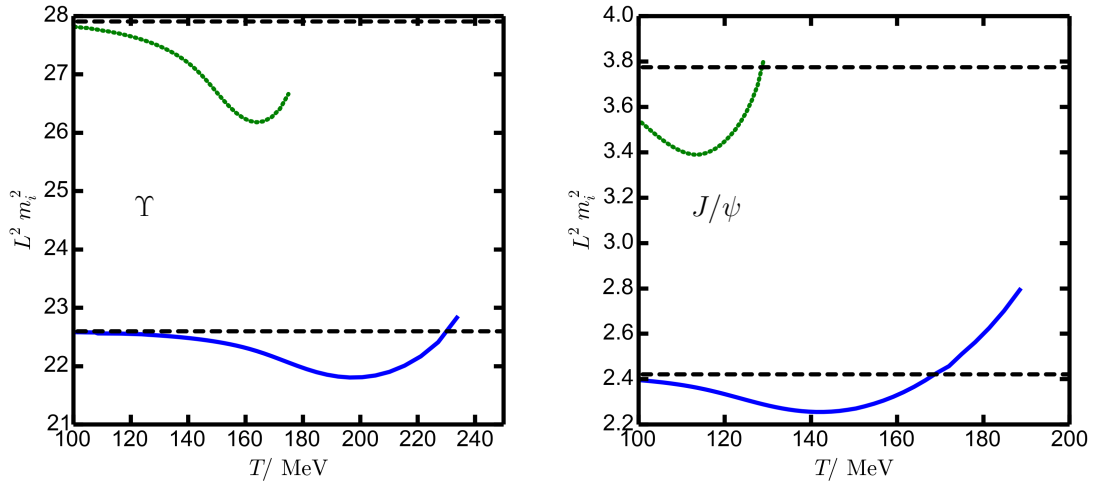


Figure 5. Positions of the peaks of the spectral functions of Υ (left panel) and J/ψ (right panel) as a function of temperature. The right end points of the solid curves define T_{melt} for the g.s. (lower blue solid curves) and 1st excitation (upper green dotted curves). The dashed lines depict the masses squared at $T = 0$. The difference of the solid or dotted curves to the dashed lines is termed “thermal mass shift” squared. For $(a, b) = (1.3266, 4.3229)|_{\Upsilon}$ and $(0.338, 0.2675)|_{J/\psi}$, as in the right columns of figures 3 and 4.

T_{form}^{1st} . This feature is to be seen in relation to the considered ansatz of $U_0(z; a, b)$ with the IR behavior $\propto z^2$: a much steeper increase of U_0 at larger values of z would concentrate the melting temperatures in a narrow corridor.

Besides the ansatz (3.1) facilitates a sequential quarkonium formation upon decreasing temperature, $T_{form}^{g.s.} > T_{form}^{1st} > T_{form}^{2nd}$ etc., it allows potentially for a some flavor dependence, e.g. $T_{form}^{\Upsilon(1S)} > T_{form}^{J/\psi}$. The thermal mass shifts have a non-trivial temperature dependence as evidenced in figure 5. Such thermal mass shifts are employed in [8] to pin down the heavy-quark (HQ) transport coefficient γ which can be considered as the dispersive counterpart of the HQ momentum diffusion coefficient $\kappa = 2T^3/(DT)$, where D stands for the HQ spatial diffusion coefficient. Reference [16] stresses a seemingly tension within previous holographic results [35], where *positive* mass shifts are reported, in contrast to *negative* shifts, e.g. in [33]. Our set-up resolves qualitatively that issue since, depending on the considered temperature, the thermal mass shift can be negative or positive, see figure 5. One should note, however, that our thermal mass shifts of J/ψ and Υ are larger than the lattice QCD-based values quoted in [8, 43].

Finally, let us remind that the two-parameter ansatz (3.1) is appealing since it allows for analytic solutions w.r.t. the excitation spectrum and an easy overview on the parameter dependencies. However, already the authors of [34, 64] promoted (3.1) to a “shift and dip potential” to catch more properties of the J/ψ states than only masses.

4 Three-parameter potential with dip – charmonium formation

The two-parameter potential $U_0(z; a, b)$ from (3.1) with realistic values of $a(m_{0,1})$ and $b(m_{0,1})$ facilitates J/ψ formation at too low temperatures. This failure can be repaired by turning to more appropriate parameterizations. For instance, [34, 64] proposed a four-parameter “dip and shift potential” which allows for J/ψ melting temperatures significantly above T_c , as also the construction in [30–33, 35] deploying three parameters. The essence is a dip in $U_0(z; \vec{p})$ which holds together the spectral strength despite large temperatures. Here, we consider such an option. The difference to previous work is the use of the dynamical background related to QCD, as described in Appendix A.

The construction of a particular three-parameter potential $U_0(z; M, k, \Gamma)$ is as follows. Use $A_0(z) = -2 \log z/L$ and $\phi_m(z; M, k, \Gamma) = k^2 z^2 + Mz + \tanh x$ [66] with $x \equiv 1/Mz - k/\sqrt{\Gamma}$. Due to $U_0 = \frac{1}{2}(\frac{1}{2}A'_0 - \phi'_m)' + \frac{1}{4}(\frac{1}{2}A'_0 - \phi'_m)^2$ (see (2.7, 2.8)) the potential is given by

$$\begin{aligned} U_0(z; M, k, \Gamma) = & \frac{3}{2z^2} + \frac{1}{4}M^2 + k^4 z^2 + \frac{M}{2z} + k^2 Mz \\ & - \left(\frac{3}{2Mz^3} + \frac{1}{2z^2} + \frac{k^2}{Mz} \right) \frac{1}{\cosh^2 x} \\ & + \frac{1}{4M^2 z^4} [4 \sinh x \cosh x + 1] \frac{1}{\cosh^4 x}. \end{aligned} \quad (4.1)$$

The first three terms in the top line suggest a correspondence $M \hat{=} 4\sqrt{b}/L$ and $k \hat{=} \sqrt{a}/L$ by a comparison with (3.1), while the next two terms cause some modification of (3.1) at intermediate values of z . The second line of (4.1) is essentially responsible for the dip – somewhat modified by terms in the third line. The dip position is determined to a large extent by the $1/\cosh^2$ term which peaks at $z = \sqrt{\Gamma}/(kM)$; the \sinh term in the third line shifts the dip tip to smaller values of z . The UV and IR asymptotics are the same as for the potential (3.1). The dip position and the dip depth are interrelated, in contrast to the construction in [34, 64].

The potential (4.1) might exhibit some non-trivial local structures as a function of z for particular parameters. Reference [66] advocates the optimum parameters $M = 2.2$ GeV (representing a mass scale of non-hadronic decays), $k = 1.2$ GeV (representing the quark mass) and $\sqrt{\Gamma} = 0.55$ GeV (representing the $Q\bar{Q}$ string tension) to yield the J/ψ (ψ') mass of 2.943 (3.959) GeV and the decay width of 399 (255) MeV. Note the resulting overestimated level spacing quantified by $m_1^2/m_0^2 = 1.81$, in contrast to the PDG value of 1.42, when deploying these parameters.

Completely analog to the two-parameter potential (3.1), increasing the parameter k at $M \approx \text{const}$, the potential (4.1) is squeezed and becomes deeper. Analogously, decreasing the parameter $\sqrt{\Gamma}$ at constant values of k and M lets drop the absolute minimum of U_0 . One may select such parameter pairs of (k, M) at constant $\sqrt{\Gamma}$ to keep the g.s. mass m_0 constant, see the horizontal dashed line in left panel of figure 6. Due to the squeezing of the potential, the interior (left) part is less influenced when imposing a horizon at z_H , where $U_T(z = z_H) = 0$ is facilitated according to (2.5). As a result, the more the potential is squeezed the smaller values of z_H are allowed to hold the J/ψ prior to melting. That

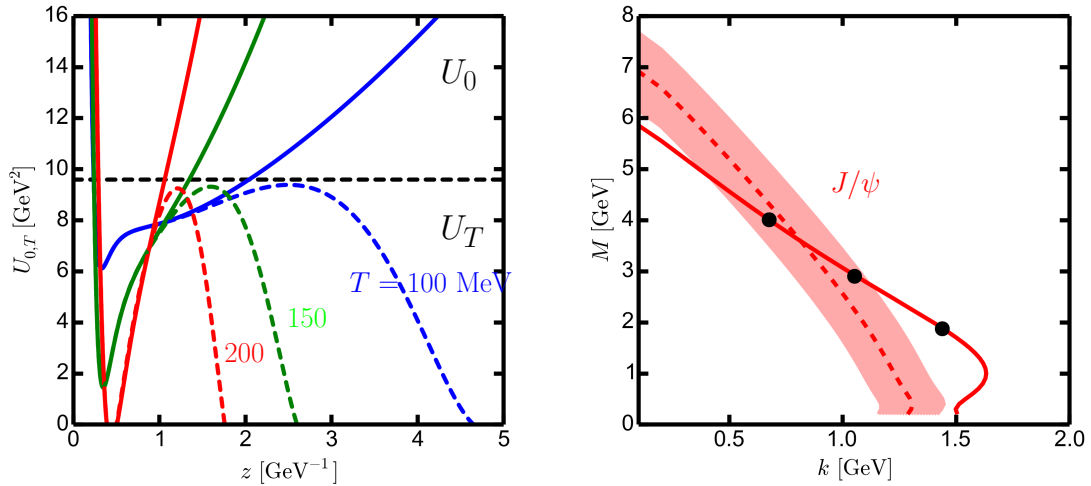


Figure 6. Left panel: The potential U_0 from (4.1) (upper fat solid curves) and the resulting U_T from (2.5, 2.6, 2.7, 2.8) (lower dashed curves) as a function of z for $\sqrt{\Gamma} = 1.5$ GeV and values $(k, M) = (0.676, 4.007)$ (blue), $(1.053, 2.90)$ (green) and $(1.44, 1.87)$ (red). The dashed horizontal line depicts the J/ψ g.s. mass squared m_0^2 from U_0 which is the same for all three parameter selections. Right panel: The $m_{0,1}$ trajectories with PDG values in the k - M plane at $\sqrt{\Gamma} = 1.5$ GeV. The $m_1 \pm 5\%$ corridor is depicted as colored band. The three parameter pairs (k, M) of the left panel are shown by bullets.

is the very reason which forces us to enlarge the parameter k (or a in (3.1)) to achieve quarkonium formation at sufficiently high temperatures in agreement with the perspective put forward in [18]. The dip in the potential (4.1) is useful in that respect since enlarging the parameter a in the flat potential (3.1) influenced the quarkonium formation in a less effective manner for J/ψ . Let us emphasize that we put more weight on the g.s. mass m_0 (see fat solid curve in the right panel of figure 6) as the representative of the quark mass, while we relaxed the constraint on the excited state m_1 to be in a realistic range (see dashed curve and colored band in the right panel of figure 6), thus following the rationale in [34].

Having U_0 at our disposal we proceed as in Section 3. Contour plots of the J/ψ spectral function are exhibited in the top panels of figure 7. One observes again the tendency of charmonium formation as narrow corridor of contour lines at too low temperatures for parameters delivering exactly the PDG values of $m_{0,1}$, see left top panel. This is quantified by the spectral functions shown in the left bottom panel of figure 7 which display only a broad peak at $T = 150$ MeV. Modifying the parameters such to catch m_0 and $m_1 \pm 5\%$ DPG values improves significantly the approach to charmonium formation near T_c , see right panels of figure 7, despite yet imperfect squeezing of the contour lines in the right top panel. Nevertheless, the spectral function becomes well peaked at $T = 150$ MeV, see right bottom panel of figure 7.

Finally, we exhibit in figure 8 the contour plot of the charmonium spectral function (left panel) and the spectral function at selected temperatures (right panel) for the parameter set

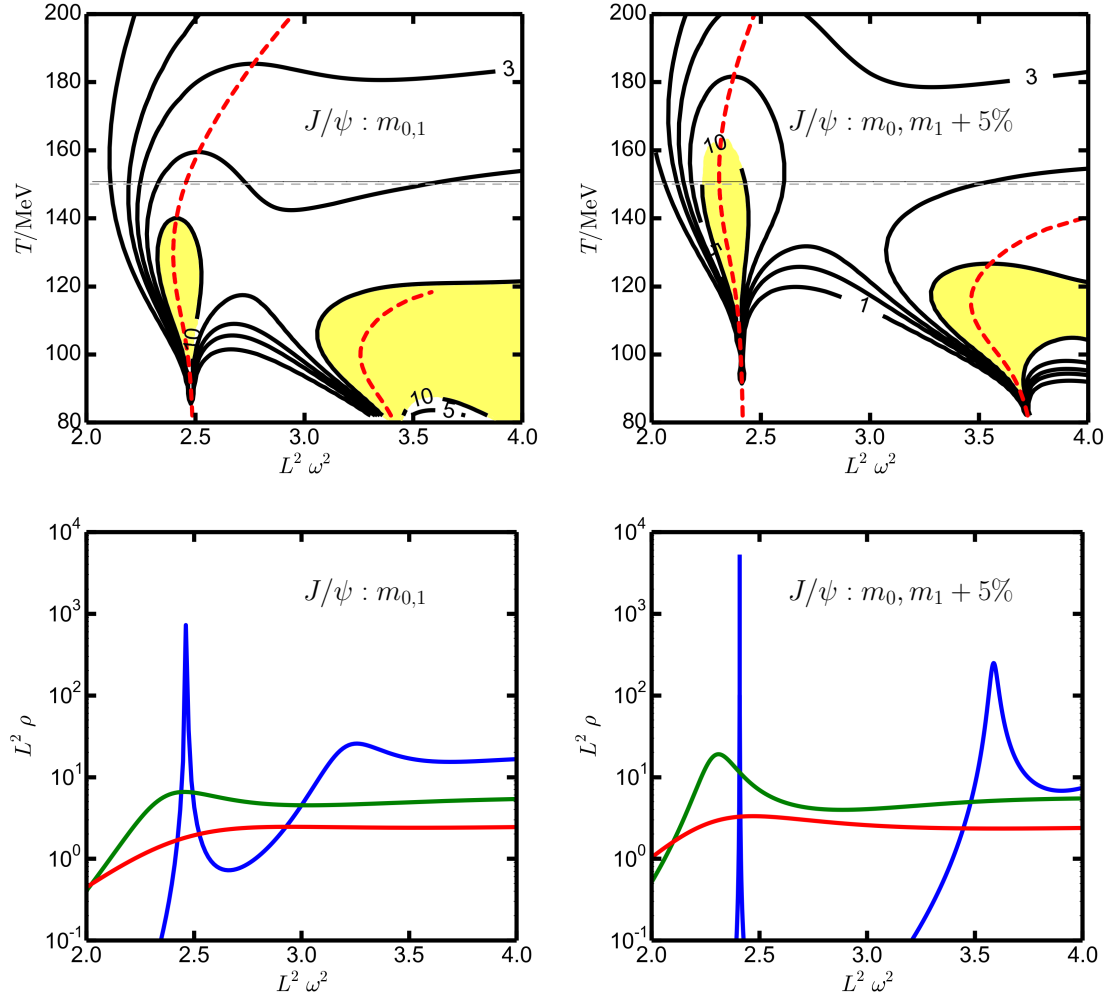


Figure 7. Charmonium formation in the three-parameter potential (4.1). Top row: contour plots of the spectral functions (the red dashed red curves depict the peak positions of the spectral functions), bottom row: spectral functions for a few selected values of the temperature, $T = 100$ (blue), 150 (green), and 200 MeV (red), left column: $(\sqrt{\Gamma}, k, M) = (1.0, 0.825, 3.656)$ GeV (yielding PDG values of $m_{0,1}$, $T_{melt}^{g.s.} = 228$ MeV), right column: $(\sqrt{\Gamma}, k, M) = (1.0, 0.9818, 3.1398)$ GeV (yielding m_0 and $m_1 + 5\%$, $T_{melt}^{g.s.} = 361$ MeV).

$(\sqrt{\Gamma}, k, M) = (0.55, 1.2, 2.2)$ GeV favored in [66]. These parameters, albeit with noticeably deviations to the PDG values of $m_{0,1}$, realize the charmonium formation as transition of the spectral function to a narrow, quasi-particle state at temperatures slightly below T_c . While the squeezing of the contour lines near T_c in the left panel of figure 8 is apparently not so pronounced as in the case of bottomonium (see right top panel in figure 3), the spectral function displays a sharp peak at T_c , see right panel of figure 8. Insofar, it is justified to speak on charmonium formation at T_c for the given parameter set. We emphasize the QCD-related background employed here, in contrast to the schematic background in [66].

To complete the systematic related to charmonium we exhibit in figure 9 the quantity

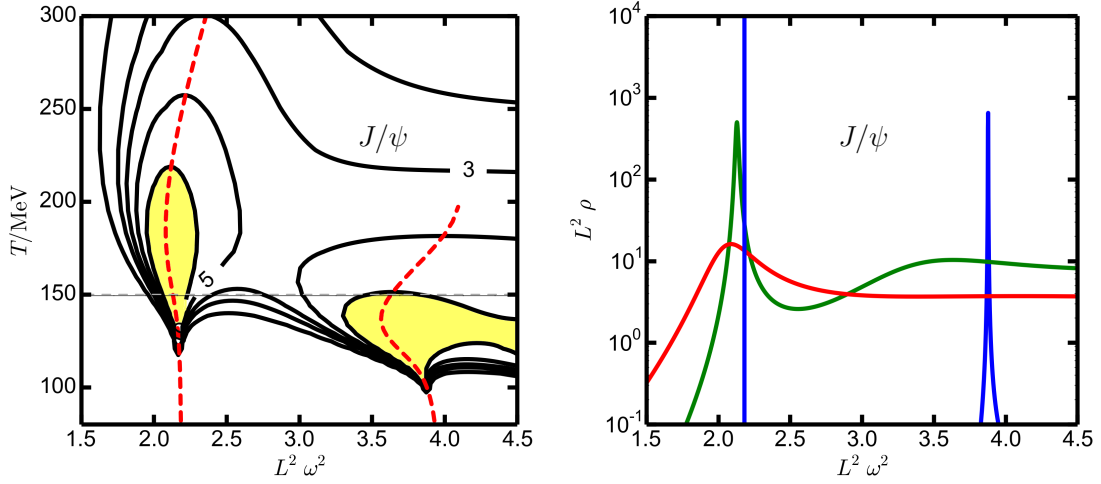


Figure 8. Charmonium formation in the potential (4.1) for the parameter set $(\sqrt{\Gamma}, k, M) = (0.55, 1.2, 2.2)$ GeV favored in [66] but here combined with the QCD-related background. Left panel: Contour plot of the charmonium spectral function $L^2 \rho$. The dashed red curves are for the first two peak positions ($T_{melt}^{g.s.} = 464$ MeV). The dashed horizontal line indicates $T = 150$ MeV. Right panel: Spectral functions $L^2 \rho$ at temperatures of 100 (blue), 150 (green), 200 (red) MeV.

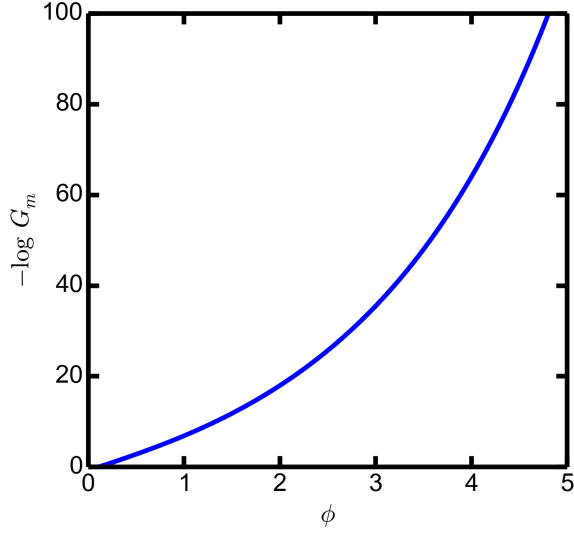


Figure 9. The quantity $-\log G_m(\phi)$ calculated from eqs. (2.7, 2.8) with A'_0, ϕ'_0 deduced from the thermodynamics in appendix A and the potential (4.1) with $(\sqrt{\Gamma}, k, M) = (1.0, 0.825, 3.656)$ GeV yielding PDG values of charmonium masses $m_{0,1}$. $G_m(\phi)$ is supposed to be independent of temperature.

$-\log G_m$ as a function of ϕ . Note the huge variation of $G_m(\phi)$. In general, $G_m(\phi)$ depends sensitively on the parameters in U_0 and is tightly related to the background.

An analog study of the Υ formation is hampered by some uncomfortable structures of $U_0(z; M, k, \Gamma)$. References [30, 31, 35] advocate parameters which avoid such obstacles,

however, result in a value of $m_0^2(\Upsilon(1S))$ being only one half of the PDG value. We therefore do not perform an analysis of the potential ansatz (4.1) in the QCD-related background since the two-parameter potential (3.1) was already shown to accomplish successfully bottomonium formation at T_c .

5 Summary

In summary we introduce a modification of the holographic vector meson action for quarkonia such to join (i) the $\text{QCD}_{2+1}(\text{phys})$ thermodynamics, described dynamically consistently by a dilaton and the metric coefficients in $\text{AdS} + \text{BH}$, with (ii) realistic quarkonia masses at zero temperature. Both pillars, thermodynamics and quarkonium mass spectra, are anchored in QCD as a common footing. The formal holographic construction is based on an effective dilaton $\phi_m = \phi - \log G_m$, where ϕ is solely tight to the light-quark-gluon thermodynamics background, while the flavor dependent quantity G_m is determined by a combination of ϕ and the adopted Schrödinger equivalent potential U_0 at zero temperature. U_0 encodes the flavor (or quark mass) dependence and can be chosen with much sophistication to accommodate many quarkonia properties. We explore here the systematic of a two-parameter model to demonstrate features of our scheme, where the thermodynamic background at $T > 0$ and meson spectra at $T = 0$ serve as QCD-based input to analyze the quarkonia formation at $T > 0$. We test a scenario where quarkonium formation is considered as an adiabatic process, i.e. a sequence of equilibrium states, and characterized by the shrinking of the respective spectral functions towards narrow quasi-particle states, in qualitative agreement with lattice QCD studies [43]. Realistic values of $\Upsilon(1S, 2S)$ masses allow in fact the formation temperature T_{form} of $\Upsilon(1S)$ nearby T_c in line with the claim of [17, 18] that hadrons form themselves at temperatures $T_c \approx T_{fo} \approx 155 \text{ MeV}$. Insofar, the mystery “why $T_{fo} \approx T_c$?” could be resolved by a dynamical process within such a scenario: Hadronization is the transit of broad to narrow spectral functions within a few-MeV temperature interval at T_c .

While quite promising, the proposed scenario is hampered by three issues, at least. First, the finding of $T_{form} \approx T_c$ looks somewhat accidental and is not locked explicitly to a certain microscopic process; in addition, there is a slight tension due to the tendency of $T_{form} < T_c$ when deploying the exact PDG value of the $\Upsilon(2S)$ mass together with the $\Upsilon(1S)$ PDG value. Second, the formation of the $\Upsilon(2S)$ quasi-particle occurs at $T_{form}^{\Upsilon(2S)} < T_c$ due to the sequential formation, which however could be an artifact of the two-parameter model of U_0 . Third, the envisaged scenario fails quantitatively for J/ψ since $T_{form}^{J/\psi} < T_c$ for the two-parameter model. It happens, however, that an improved, three-parameter model U_0 overcomes such problems to some extent, i.e. charmonium formation at T_c is accomplished. An ideal choice of U_0 should deliver the quarkonia mass spectra (and other properties as well) and quarkonia formation as rapid shrinking of the spectral functions in a narrow temperature interval at T_c , including the excited states.

Formally, hadronization of heavy-flavor probe quarkonia is determined by the potential U_0 , which governs the crucial function G_m , thus partially decoupling it from the holographic background.

The here proposed bottom-up scenario of quarkonia formation solely accommodates properties of vector $c\bar{c}$ and $b\bar{b}$ states in the holographic bulk vector field \mathcal{A} . This is in contrast to microscopic studies, e.g. in [2, 4, 54, 67–69], where the heavy-quark interaction with constituents of the ambient medium is dealt with in detail. Also primordial contributions and early off-equilibrium yields as well as corresponding feedings are not accounted for. An important (yet) missing issue of the proposed scenario is a direct relation to observables in relativistic heavy-ion collisions. All this calls for further investigations.

A Specific features of the holographic gravity-dilaton background adjusted to QCD thermodynamics

The $\text{QCD}_{2+1}(\text{phys})$ equation of state obeys certain features. Among them are the minimum of the sound velocity at $T \approx 145$ MeV, $v_s^2(145 \text{ MeV}) \approx 0.15$, and the maximum of the interaction measure at $T \approx 200$ MeV, $(e - 3p)/T^4|_{200 \text{ MeV}} \approx 4$ [20, 21]. The contributions of charm and bottom quarks are negligible at $T \lesssim 200$ MeV [44]. The quoted temperature values bracket the pseudo-critical temperature $T_c = (156 \pm 1.5)$ MeV which is determined by a peak of the chiral susceptibility [19]. We focus here on the local minimum of the sound velocity and its mapping onto the gravity-dilaton background.

Deforming the AdS metric by putting a black hole with horizon at z_H yields the metric for the infinitesimal line elements squared (2.3) where $f(z, z_H)|_{z=z_H} = 0$ is a simple zero. Identifying the Hawking temperature $T(z_H) = -\partial_z f(z, z_H)|_{z=z_H}/4\pi$ with the temperature of the system at bulk boundary $z \rightarrow 0$ and the attributed Bekenstein-Hawking entropy density $s(z_H) = \frac{2\pi}{\kappa} \exp\{\frac{3}{2}A(z, z_H)|_{z=z_H}\}$, one describes holographically the thermodynamics. $f = 1$ at $T = 0$ refers to the vacuum.

The gravity-dilaton background is determined by the action in the Einstein frame

$$S = \frac{1}{2\kappa} \int d^4x dz \sqrt{g_5} \left[R - \frac{1}{2}(\partial_z \phi)^2 - V(\phi) \right], \quad (\text{A.1})$$

where R stands for the curvature invariant and $\kappa = 8\pi G_5$. (For our purposes, the numerical values of κ and G_5 as well as k_V in (2.1) are irrelevant.) The field equations and equation of motion for the metric coefficients and the dilaton follow from (A.1) as

$$A'' = \frac{1}{2}A'^2 - \frac{1}{3}\phi'^2, \quad (\text{A.2})$$

$$f'' = -\frac{3}{2}A'f', \quad (\text{A.3})$$

$$\phi'' = -\left(\frac{2}{3}A' + \frac{f'}{f}\right)\phi' + \frac{1}{f}e^A \partial_\phi V \quad (\text{A.4})$$

to be solved with boundary conditions $A(z \rightarrow 0) \rightarrow -2\log(z/L)$, $\phi(0) = 0$, $\phi'(0) = 0$, $f(0) = 1$, $f(z_H) = 0$; the prime means differentiation w.r.t. z . The dilaton potential $V(\phi)$ is the central quantity [48]. Imposing certain conditions one can describe the QCD-relevant cross-over (instead of phase transitions of first or second order or a Hawking-Page transition). A necessary condition for a cross-over is (i) $\partial_\phi V/V$, as a function of ϕ , has a local maximum and (ii) $\partial_\phi V/V < \sqrt{2/3}$ (for refinements, cf. [48]).

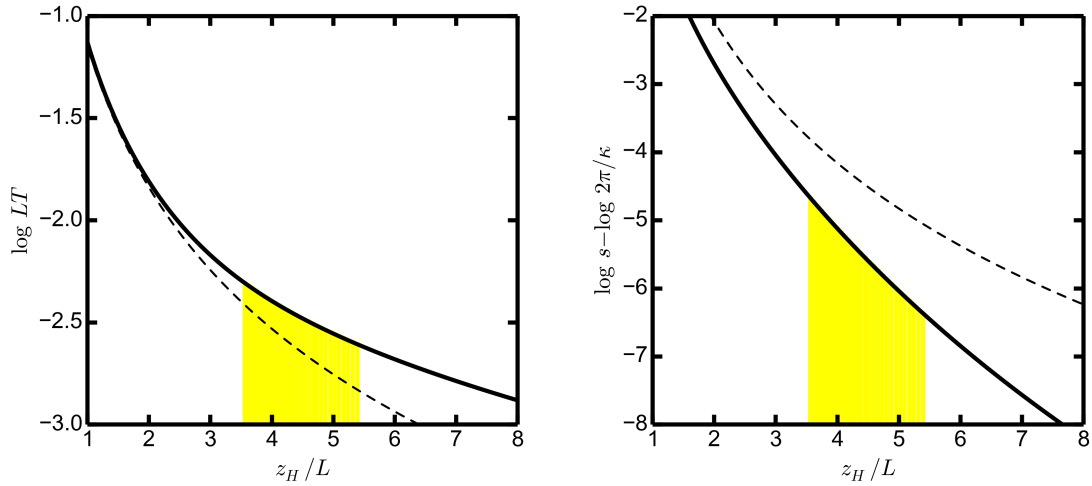


Figure 10. The logarithms of temperature, $\log LT$ (left panel), and entropy density, $\log s - \log 2\pi/\kappa = \frac{3}{2}A(z_H, z_H)$ (right panel), as a function of z_H/L . Dashed curves are for $LT = 1/(\pi z_H)$ (left) and $\frac{3}{2}A = -3 \log z_H/L$ (right). The colored regions are for $z_H = [z_H^{v_s^2}, z_H^{\hat{I}}]$, which are determined by $T_c^{v_s^2} = 145$ MeV (position of the minimum sound velocity) and $T_c^{\hat{I}} = 200$ MeV (position of the maximum of interaction measure $\hat{I} = (e - 3p)/T^4$) according to [21].

The three-parameter ansatz

$$-L^2V = 12 \cosh(\gamma\phi) + \phi_2\phi^2 + \phi_4\phi^4 \quad (\text{A.5})$$

is sufficient for a satisfactory description of the lattice QCD₂₊₁(phys) data [20, 21]³ by coefficients $(\gamma, \phi_2, \phi_4) = (0.568, -1.92, -0.04)$ together with $L^{-1} = 1.99$ GeV, see figure 5-left in [62]. In fact, the above mentioned conditions are met: maximum of $\partial_\phi V/V = 0.58$ at $\phi = 1.84$.

In general, the sound velocity squared, $v_s^2 = \frac{d \log T}{d \log s}$, acquires a local minimum if $s(T)$, or $s(T)/T^4$, has an inflection point. Surprisingly, neither $T(z_H)$ nor $s(z_H)$ display such a feature. Instead, both $T(z_H)$ and $s(z_H)$ are monotonous functions of z_H , see figure 10. That means, the minimum of the sound velocity is caused by a subtle interplay of derivatives of $T(z_H)$ and $s(z_H)$. Displaying the sound velocity squared by $v_s^2(z_H) = \partial_{z_H} \log T / \partial_{z_H} \log s$, the local minimum is determined by

$$\partial_{z_H}^2 T / \partial_{z_H} T - \partial_{z_H} T / T - \partial_{z_H}^2 A(z = z_H) / \partial_{z_H} A(z = z_H) = 0. \quad (\text{A.6})$$

These individual terms are exhibited in figure 11. It turns out that the actually chosen parameters facilitate the minimum of sound velocity at the crossing of the fat solid and thin solid curves at $z_H/L = 5.17$, corresponding to $T = 152$ MeV, i.e. nearby T_c and thus T_{fo} .

³More parameters are required for a perfect match of the various thermodynamic state variables as a function of the temperature within the full data range, cf. figure 1 in [60] and further references therein.

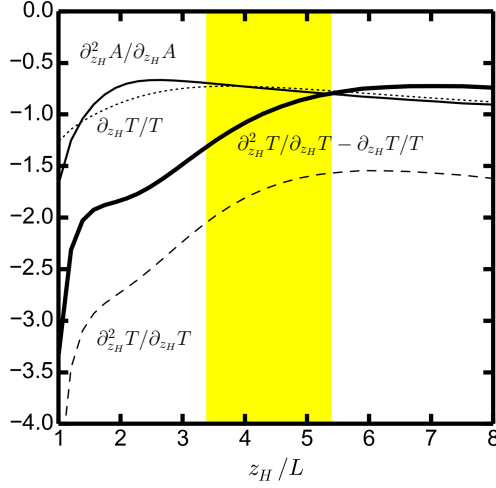


Figure 11. The terms entering (A.6) multiplied by z_H : $\partial_{z_H}^2 T / \partial_{z_H} T$ - dashed curve, $\partial_{z_H} T / T$ - dotted curve, $\partial_{z_H}^2 T / \partial_{z_H} T - \partial_{z_H} T / T$ - fat solid curve, $\partial_{z_H}^2 A / \partial_{z_H} A$ - thin solid curve. The yellow region is as in figure 10.

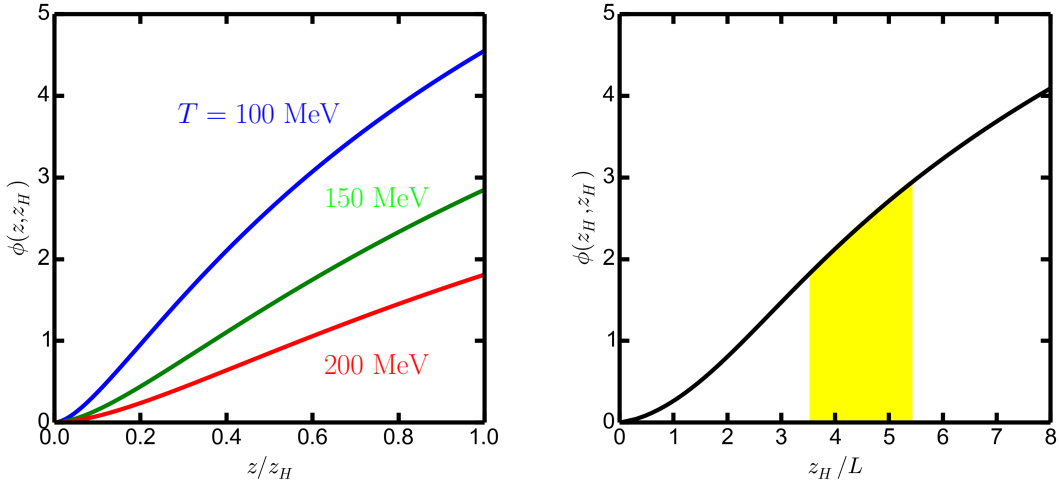


Figure 12. The dilaton profile $\phi(z, z_H)$ as a function of z/z_H (left panel, for $z_H/L = 9.28, 5.22$ and 3.52 corresponding to $T = 100$ (blue), 150 (green), 200 (red) MeV with inflection points at $z/z_H = 0.20, 0.33, 0.44$) and $\phi(z, z_H)|_{z=z_H}$ as a function of z_H (right panel, the inflection point is at $z_H/L = 2.91$).

In contrast to $T(z_H)$ and $A(z, z_H)|_{z=z_H}$, the dilaton profile $\phi(z, z_H)$ has a marked imprint of the QCD specifics: it exhibits inflection points in both z direction and z_H direction, see figure 12. This is a remarkable property which makes the use of the QCD-related gravity-dilaton background distinct in comparison with schematic ansätze, which additionally miss the consistent interrelations of the quantities A , f and ϕ via field equations. Note that the dilaton enters explicitly the quarkonium action (2.1), thus leaving directly

its imprints related to quarkonium formation.

Acknowledgments

The authors gratefully acknowledge the collaboration with J. Knaute and thank M. Ammon, P. Braun-Munzinger, M. Kaminski, K. Redlich and G. Röpke for useful discussions. The work is supported in part by the European Unions Horizon 2020 research and innovation program STRONG-2020 under grant agreement No 824093.

References

- [1] F. Antinori, A. Dainese, P. Giubellino, V. Greco, M. P. Lombardo and E. Scapparini, “Proceedings, 27th International Conference on Ultrarelativistic Nucleus-Nucleus Collisions (Quark Matter 2018) : Venice, Italy, May 14-19, 2018,” Nucl. Phys. A **982**, pp.1 (2019). “Proceedings, 28th International Conference on Ultrarelativistic Nucleus-Nucleus Collisions (Quark Matter 2019) : Wuhan, China, November 4-9, 2019,” to be published in Nucl. Phys. A (2020).
- [2] M. Strickland, “Using bottomonium production as a tomographic probe of the quark-gluon plasma,” PoS High **-pT2019**, 020 (2020) [arXiv:1906.00888 [hep-ph]].
- [3] F. Prino and R. Rapp, “Open Heavy Flavor in QCD Matter and in Nuclear Collisions,” J. Phys. G **43**, no. 9, 093002 (2016) [arXiv:1603.00529 [nucl-ex]].
- [4] X. Yao and B. Müller, “Quarkonium inside the quark-gluon plasma: Diffusion, dissociation, recombination, and energy loss,” Phys. Rev. D **100**, no. 1, 014008 (2019) [arXiv:1811.09644 [hep-ph]].
- [5] R. Rapp *et al.*, “Extraction of Heavy-Flavor Transport Coefficients in QCD Matter,” Nucl. Phys. A **979**, 21 (2018) [arXiv:1803.03824 [nucl-th]].
- [6] Y. Xu *et al.*, “Resolving discrepancies in the estimation of heavy quark transport coefficients in relativistic heavy-ion collisions,” Phys. Rev. C **99**, no. 1, 014902 (2019) [arXiv:1809.10734 [nucl-th]].
- [7] S. Cao *et al.*, “Toward the determination of heavy-quark transport coefficients in quark-gluon plasma,” Phys. Rev. C **99**, no. 5, 054907 (2019) [arXiv:1809.07894 [nucl-th]].
- [8] N. Brambilla, M. A. Escobedo, A. Vairo and P. Vander Griend, “Transport coefficients from in medium quarkonium dynamics,” Phys. Rev. D **100**, no. 5, 054025 (2019) [arXiv:1903.08063 [hep-ph]].
- [9] T. Song, P. Moreau, J. Aichelin and E. Bratkovskaya, “Exploring non-equilibrium quark-gluon plasma effects on charm transport coefficients,” Phys. Rev. C **101**, no. 4, 044901 (2020) [arXiv:1910.09889 [nucl-th]].
- [10] C. Chattopadhyay and U. W. Heinz, “Hydrodynamics from free-streaming to thermalization and back again,” Phys. Lett. B **801**, 135158 (2020) [arXiv:1911.07765 [nucl-th]].
- [11] D. Bazow, U. W. Heinz and M. Strickland, “Second-order (2+1)-dimensional anisotropic hydrodynamics,” Phys. Rev. C **90**, no. 5, 054910 (2014) [arXiv:1311.6720 [nucl-th]].
- [12] R. Katz and P. B. Gossiaux, “The Schrödinger-Langevin equation with and without thermal fluctuations,” Annals Phys. **368**, 267 (2016) [arXiv:1504.08087 [quant-ph]].

- [13] J. P. Blaizot and M. A. Escobedo, “Quantum and classical dynamics of heavy quarks in a quark-gluon plasma,” JHEP **1806**, 034 (2018) [arXiv:1711.10812 [hep-ph]].
- [14] J. P. Blaizot and M. A. Escobedo, “Approach to equilibrium of a quarkonium in a quark-gluon plasma,” Phys. Rev. D **98**, no. 7, 074007 (2018) [arXiv:1803.07996 [hep-ph]].
- [15] N. Brambilla, M. A. Escobedo, J. Soto and A. Vairo, “Heavy quarkonium suppression in a fireball,” Phys. Rev. D **97**, no. 7, 074009 (2018) [arXiv:1711.04515 [hep-ph]].
- [16] A. Rothkopf, “Heavy Quarkonium in Extreme Conditions,” Phys. Rept. **858**, 1 (2020) [arXiv:1912.02253 [hep-ph]].
- [17] P. Braun-Munzinger and B. Dönigus, “Loosely-bound objects produced in nuclear collisions at the LHC,” Nucl. Phys. A **987**, 144 (2019) [arXiv:1809.04681 [nucl-ex]].
- [18] A. Andronic, P. Braun-Munzinger, K. Redlich and J. Stachel, “Decoding the phase structure of QCD via particle production at high energy,” Nature **561**, no. 7723, 321 (2018) [arXiv:1710.09425 [nucl-th]].
- [19] A. Bazavov *et al.* [HotQCD Collaboration], “Chiral crossover in QCD at zero and non-zero chemical potentials,” Phys. Lett. B **795**, 15 (2019) [arXiv:1812.08235 [hep-lat]].
- [20] S. Borsanyi, Z. Fodor, C. Hoelbling, S. D. Katz, S. Krieg and K. K. Szabo, “Full result for the QCD equation of state with 2+1 flavors,” Phys. Lett. B **730**, 99 (2014) [arXiv:1309.5258 [hep-lat]].
- [21] A. Bazavov *et al.* [HotQCD Collaboration], “Equation of state in (2+1)-flavor QCD,” Phys. Rev. D **90**, 094503 (2014) [arXiv:1407.6387 [hep-lat]].
- [22] H. Suganuma, T. M. Doi, K. Redlich and C. Sasaki, “Relating Quark Confinement and Chiral Symmetry Breaking in QCD,” J. Phys. G **44**, 124001 (2017) [arXiv:1709.05981 [hep-lat]].
- [23] R. Bellwied, J. Noronha-Hostler, P. Parotto, I. Portillo Vazquez, C. Ratti and J. M. Stafford, “Freeze-out temperature from net-kaon fluctuations at energies available at the BNL Relativistic Heavy Ion Collider,” Phys. Rev. C **99**, no. 3, 034912 (2019) [arXiv:1805.00088 [hep-ph]].
- [24] P. Colangelo, F. Giannuzzi and S. Nicotri, “In-medium hadronic spectral functions through the soft-wall holographic model of QCD,” JHEP **1205**, 076 (2012) [arXiv:1201.1564 [hep-ph]].
- [25] P. Colangelo, F. Giannuzzi and S. Nicotri, “Holographic Approach to Finite Temperature QCD: The Case of Scalar Glueballs and Scalar Mesons,” Phys. Rev. D **80**, 094019 (2009) [arXiv:0909.1534 [hep-ph]].
- [26] P. Colangelo, F. De Fazio, F. Giannuzzi, F. Jugeau and S. Nicotri, “Light scalar mesons in the soft-wall model of AdS/QCD,” Phys. Rev. D **78**, 055009 (2008) [arXiv:0807.1054 [hep-ph]].
- [27] R. Zöllner and B. Kämpfer, “Holographically emulating sequential versus instantaneous disappearance of vector mesons in a hot environment,” Phys. Rev. C **94**, no. 4, 045205 (2016) [arXiv:1607.01512 [hep-ph]].
- [28] R. Zöllner and B. Kämpfer, “Holography at QCD- T_c ,” J. Phys. Conf. Ser. **878**, no. 1, 012023 (2017) [arXiv:1703.02958 [hep-ph]].
- [29] R. Zöllner and B. Kämpfer, “Holographic vector mesons in a dilaton background,” J. Phys. Conf. Ser. **1024**, no. 1, 012003 (2018) [arXiv:1708.05833 [hep-th]].
- [30] N. R. F. Braga, M. A. Martin Contreras and S. Diles, “Holographic model for heavy-vector-meson masses,” EPL **115**, no. 3, 31002 (2016) [arXiv:1511.06373 [hep-th]].

- [31] N. R. F. Braga, M. A. Martin Contreras and S. Diles, “Holographic Picture of Heavy Vector Meson Melting,” *Eur. Phys. J. C* **76**, no. 11, 598 (2016) [arXiv:1604.08296 [hep-ph]].
- [32] M. Fujita, K. Fukushima, T. Misumi and M. Murata, “Finite-temperature spectral function of the vector mesons in an AdS/QCD model,” *Phys. Rev. D* **80**, 035001 (2009) [arXiv:0903.2316 [hep-ph]].
- [33] M. Fujita, T. Kikuchi, K. Fukushima, T. Misumi and M. Murata, “Melting Spectral Functions of the Scalar and Vector Mesons in a Holographic QCD Model,” *Phys. Rev. D* **81**, 065024 (2010) [arXiv:0911.2298 [hep-ph]].
- [34] H. R. Grigoryan, P. M. Hohler and M. A. Stephanov, “Towards the Gravity Dual of Quarkonium in the Strongly Coupled QCD Plasma,” *Phys. Rev. D* **82**, 026005 (2010) [arXiv:1003.1138 [hep-ph]].
- [35] N. R. F. Braga, L. F. Ferreira and A. Vega, “Holographic model for charmonium dissociation,” *Phys. Lett. B* **774**, 476 (2017) [arXiv:1709.05326 [hep-ph]].
- [36] O. Andreev, “Aspects of quarkonium propagation in a thermal medium as seen by string models,” *Phys. Rev. D* **100**, no. 2, 026013 (2019) [arXiv:1902.10458 [hep-ph]].
- [37] A. Vega and M. A. Martin Contreras, “Melting of scalar hadrons in an AdS/QCD model modified by a thermal dilaton,” *Nucl. Phys. B* **942**, 410 (2019) [arXiv:1808.09096 [hep-ph]].
- [38] L. A. H. Mamani, A. S. Miranda and V. T. Zanchin, “Melting of scalar mesons and black-hole quasinormal modes in a holographic QCD model,” *Eur. Phys. J. C* **79**, no. 5, 435 (2019) [arXiv:1809.03508 [hep-th]].
- [39] D. Dudal and T. G. Mertens, “Melting of charmonium in a magnetic field from an effective AdS/QCD model,” *Phys. Rev. D* **91**, 086002 (2015) [arXiv:1410.3297 [hep-th]].
- [40] A. Bazavov, F. Karsch, Y. Maezawa, S. Mukherjee and P. Petreczky, “In-medium modifications of open and hidden strange-charm mesons from spatial correlation functions,” *Phys. Rev. D* **91**, no. 5, 054503 (2015) [arXiv:1411.3018 [hep-lat]].
- [41] S. Kim, P. Petreczky and A. Rothkopf, “Quarkonium in-medium properties from realistic lattice NRQCD,” *JHEP* **1811**, 088 (2018) [arXiv:1808.08781 [hep-lat]].
- [42] A. L. Kruse, H. T. Ding, O. Kaczmarek, H. Ohno and H. Sandmeyer, “Insight into Thermal Modifications of Quarkonia From a Comparison of Continuum-Extrapolated Lattice Results to Perturbative QCD,” *MDPI Proc.* **10**, no. 1, 45 (2019) [arXiv:1901.04226 [hep-lat]].
- [43] R. Larsen, S. Meinel, S. Mukherjee and P. Petreczky, “Excited bottomonia in quark-gluon plasma from lattice QCD,” *Phys. Lett. B* **800**, 135119 (2020) [arXiv:1910.07374 [hep-lat]].
- [44] S. Borsanyi *et al.*, “Calculation of the axion mass based on high-temperature lattice quantum chromodynamics,” *Nature* **539**, no. 7627, 69 (2016) [arXiv:1606.07494 [hep-lat]].
- [45] S. S. Gubser and A. Nellore, “Mimicking the QCD equation of state with a dual black hole,” *Phys. Rev. D* **78**, 086007 (2008) [arXiv:0804.0434 [hep-th]].
- [46] S. I. Finazzo, R. Rougemont, H. Marrochio and J. Noronha, “Hydrodynamic transport coefficients for the non-conformal quark-gluon plasma from holography,” *JHEP* **1502**, 051 (2015) [arXiv:1412.2968 [hep-ph]].
- [47] S. I. Finazzo and J. Noronha, *Phys. Rev. D* **89**, no. 10, 106008 (2014) [arXiv:1311.6675 [hep-th]].

- [48] R. Zllner and B. Kmpfer, “Phase structures emerging from holography with Einstein gravity – dilaton models at finite temperature,” *Eur. Phys. J. Plus* **135**, no. 3, 304 (2020) [arXiv:1807.04260 [hep-th]].
- [49] S. P. Bartz, A. Dhumuntarao and J. I. Kapusta, “Dynamical AdS/Yang-Mills model,” *Phys. Rev. D* **98**, no. 2, 026019 (2018) [arXiv:1801.06118 [hep-th]].
- [50] S. P. Bartz and T. Jacobson, “Chiral Phase Transition and Meson Melting from AdS/QCD,” *Phys. Rev. D* **94**, 075022 (2016) [arXiv:1607.05751 [hep-ph]].
- [51] S. P. Bartz and J. I. Kapusta, “Dynamical three-field AdS/QCD model,” *Phys. Rev. D* **90**, no. 7, 074034 (2014) [arXiv:1406.3859 [hep-ph]].
- [52] U. Gursoy, E. Kiritsis, L. Mazzanti, G. Michalogiorgakis and F. Nitti, “Improved Holographic QCD,” *Lect. Notes Phys.* **828**, 79 (2011) [arXiv:1006.5461 [hep-th]].
- [53] L. Bellantuono, P. Colangelo, F. De Fazio, F. Giannuzzi and S. Nicotri, “Quarkonium dissociation in a far-from-equilibrium holographic setup,” *Phys. Rev. D* **96**, no. 3, 034031 (2017) [arXiv:1706.04809 [hep-ph]].
- [54] X. Yao and B. Müller, “Approach to equilibrium of quarkonium in quark-gluon plasma,” *Phys. Rev. C* **97**, no. 1, 014908 (2018) Erratum: [*Phys. Rev. C* **97**, no. 4, 049903 (2018)] [arXiv:1709.03529 [hep-ph]].
- [55] A. E. R. Chumbes, J. M. Hoff da Silva and M. B. Hott, “A model to localize gauge and tensor fields on thick branes,” *Phys. Rev. D* **85**, 085003 (2012) [arXiv:1108.3821 [hep-th]].
- [56] M. Eto and M. Kawaguchi, “Localization of gauge bosons and the Higgs mechanism on topological solitons in higher dimensions,” *JHEP* **1910**, 098 (2019) [arXiv:1907.04573 [hep-th]].
- [57] M. Arai, F. Blaschke, M. Eto and N. Sakai, “Grand Unified Brane World Scenario,” *Phys. Rev. D* **96**, no. 11, 115033 (2017) [arXiv:1703.00351 [hep-th]].
- [58] O. DeWolfe, S. S. Gubser and C. Rosen, “A holographic critical point,” *Phys. Rev. D* **83**, 086005 (2011) [arXiv:1012.1864 [hep-th]].
- [59] R. Rougemont, A. Ficnar, S. Finazzo and J. Noronha, “Energy loss, equilibration, and thermodynamics of a baryon rich strongly coupled quark-gluon plasma,” *JHEP* **1604**, 102 (2016) [arXiv:1507.06556 [hep-th]].
- [60] J. Knaute, R. Yaresko and B. Kmpfer, “Holographic QCD phase diagram with critical point from EinsteinMaxwell-dilaton dynamics,” *Phys. Lett. B* **778**, 419 (2018) [arXiv:1702.06731 [hep-ph]].
- [61] A. Karch, E. Katz, D. T. Son and M. A. Stephanov, “Linear confinement and AdS/QCD,” *Phys. Rev. D* **74**, 015005 (2006) [hep-ph/0602229].
- [62] R. Zllner and B. Kmpfer, “Holographic vector meson melting in a thermal gravity-dilaton background related to QCD,” [arXiv:2002.07200 [hep-ph]].
- [63] D. Ebert, R. N. Faustov and V. O. Galkin, *Eur. Phys. J. C* **71**, 1825 (2011) doi:10.1140/epjc/s10052-011-1825-9 [arXiv:1111.0454 [hep-ph]].
- [64] P. M. Hohler and Y. Yin, “Charmonium moving through a strongly coupled QCD plasma: a holographic perspective,” *Phys. Rev. D* **88**, 086001 (2013) [arXiv:1305.1923 [nucl-th]].
- [65] D. Teaney, “Finite temperature spectral densities of momentum and R-charge correlators in N=4 Yang Mills theory,” *Phys. Rev. D* **74**, 045025 (2006) [hep-ph/0602044].

- [66] N. R. F. Braga and L. F. Ferreira, “Heavy meson dissociation in a plasma with magnetic fields,” *Phys. Lett. B* **783**, 186 (2018) [arXiv:1802.02084 [hep-ph]].
- [67] J. Hoelck, F. Nendzig and G. Wolschin, “In-medium Υ suppression and feed-down in UU and PbPb collisions,” *Phys. Rev. C* **95**, no. 2, 024905 (2017) [arXiv:1602.00019 [hep-ph]].
- [68] X. Du, S. Y. F. Liu and R. Rapp, “Extraction of the Heavy-Quark Potential from Bottomonium Observables in Heavy-Ion Collisions,” *Phys. Lett. B* **796**, 20 (2019) [arXiv:1904.00113 [nucl-th]].
- [69] X. Du, R. Rapp and M. He, “Color Screening and Regeneration of Bottomonia in High-Energy Heavy-Ion Collisions,” *Phys. Rev. C* **96**, no. 5, 054901 (2017) [arXiv:1706.08670 [hep-ph]].