

Is segregating anti-vaxxers a good idea?*

Matteo Bizzarri^a, Fabrizio Panebianco^b, and Paolo Pin^{c,d}

^aPhD in Economics, Università Bocconi, Milan, Italy

^bDepartment of Economics and Finance, Università Cattolica, Milan, Italy

^cDepartment of Economics and Statistics, Università di Siena, Italy

^dIGIER & BIDSa, Università Bocconi, Milan, Italy

September 2020

Abstract

Some pro-vaccine policies (e.g. compulsory vaccination in public schools) may have the effect of separating those that are in favor from those that are against vaccines, inducing a segregating effect. We study an SI-type model, with the possibility of vaccination, where the population is partitioned between *pro-vaxxers* and *anti-vaxxers*. We show that, during the outbreak of a disease, segregating people that are against vaccination from the rest of the population decreases the speed of recovery, may increase the number of cases, and can make the disease become endemic. Then, we include endogenous choices based on the tradeoff between the cost of vaccinating and the risk of getting infected. We show that the results remain valid under endogenous opinion choices, unless people are very flexible in determining their *pro-vaxxers* or *anti-vaxxers* identity.

*We thank seminar participants at the University of Antwerp, Università di Bologna, Oxford University, at the 2nd EAYE Conference at Paris School of Economics, Bocconi University and Politecnico di Torino. We also would like to thank Daniele Cassese, Andrea Galeotti, Melika Liporace, Matthew Jackson, Alessia Melegaro, Luca Merlino, Dunia Lopez-Pintado, Davide Tagliatela and Fernando Vega-Redondo for useful comments and suggestions. Fabrizio Panebianco and Paolo Pin gratefully acknowledges funding from the Spanish Ministry of Economia y competitividad project ECO2107-87245-R, and Italian Ministry of Education Progetti di Rilevante Interesse Nazionale (PRIN) grants 2015592CTH and 2017ELHNNJ, respectively.

JEL classification codes: **C61** Optimization Techniques, Programming Models, Dynamic Analysis – **D62** Externalities – **D85** Network Formation and Analysis: Theory – **I12** Health Behavior – **I18** Government Policy, Regulation, Public Health

Keywords: Seasonal diseases; vaccination; anti-vaccination movements; SI-type model; segregation; endogenous choices.

1 Introduction

We model an economy that is facing the possible outbreak of a disease, for which a vaccine with temporary efficacy is available. This mimics what happens every year for seasonal flu, but it could also be the case in the near future for Covid19.¹

Even before Covid19, vaccination has been almost unanimously considered the most effective public health intervention by the scientific community (see e.g. [Larson et al., 2016](#) or [Trentini et al., 2017](#)). However, in recent years there have been many people who either refuse drastically any vaccination scheme, or reduce or delay the prescribed vaccination. This phenomenon has become more pronounced in the last decades, especially in Western Europe and in the US,² and many public health organizations have issued public calls to researchers to enhance the understanding of the phenomenon and its remedies. Even in the present times of Covid19 epidemics, the opposition to vaccination policies is alive.³

The focus of this paper is on the effects of containment measures that aim at reducing contacts between vaccinated and unvaccinated people, and their interaction with vaccination choices of agents and with the dynamics

¹ At present, we know that the virus of Covid19 mutates very rapidly ([Korber et al., 2020](#); [Pachetti et al., 2020](#)) and that it seems to be seasonal ([Carleton and Meng, 2020](#)). Scientists and politicians are considering the possibility that for the next year it could become like a seasonal flu that deserves a new vaccine every year: for example, see [this report from April 2020](#). There is also another reason for which vaccination against Covid19 may not be permanent: more recent studies like [Seow et al. \(2020\)](#) have shown that Covid19 antibodies fall rapidly in our body, so that it could be the case that people will need to vaccinate regularly (e.g. every 2 years) against the virus.

²See [Larson et al. \(2016\)](#) for a general and recent cross country comparison. Most studies are based on the US population: [Robison et al. \(2012\)](#), [Smith et al. \(2011\)](#), [Nadeau et al. \(2015\)](#) and [Phadke et al. \(2016\)](#) are some of the more recent ones. [Funk \(2017\)](#) focuses on measles in various European countries. [Rey et al. \(2018\)](#) analyzes the case of France.

³On this, see the recent reports of [Johnson et al. \(2020\)](#), [Ball \(2020\)](#) and [Malik et al. \(2020\)](#).

of anti-vaxxer movements. During the Covid19 outbreak, governments have implemented very strong and drastic temporary containment and quarantine policies. However, such stringent policies cannot be permanent measures, and in normal times the policy makers are able to implement only milder policies that may segregate people in certain loci of activity. Typical milder measures of this kind, often implemented in the recent years, are the limitations for attending schools. In order to protect the public, in many countries recent laws forbid enrollment of non vaccinated kids into public schools, and this is believed to have brought to an increase in enrollment in more tolerant private schools.^{4,5} On an abstract level, this corresponds to a change in the *homophily* of interactions: the policy has a segregating effect, incentivizing people with anti-vaccination beliefs to interact more together.

First, we consider a mechanical model in which vaccination choices are exogenous. The policy parameter that the policy maker can tune is the segregation between two groups of people: those that are against vaccination and all the others, which we call for simplicity *anti-vaxxers* and *pro-vaxxers* (or just vaxxers), respectively. The two groups differ in the judgement about the real cost of vaccination, which is deemed higher by anti-vaxxers. This can be thought of as a psychological cost, a sheer mistake, or any phenomenon that may lead to a difference in perceived cost: we remain agnostic on the cause of it, our aim is to study its consequences. We think of this difference in perceived cost as a basic cultural trait, which, as the literature on cultural transmission, affects the *preferences* (or beliefs) of agents, who are still free to choose to vaccinate or not, on the basis of a heterogeneous component of the cost. This means that an anti-vaxxer in our model may still vaccinate, if the heterogeneous component of the cost is small enough. Through this we mean to capture not the extremists that would never take a vaccine, but the much more general phenomenon of *vaccine hesitancy*, which is much more widespread and, so, potentially much more dangerous (Trentini et al., 2017).

We model the segregation policy as a parameter $h \in [0, 1]$, which is the percentage of contacts that people cannot have with the other group

⁴This phenomenon is documented for California by Silverman and Yang (2019). Recent news show that similar trends happened in Italy and have been considered a cause of the measles outbreak in Manhattan in April 2019.

⁵ Another application, in light of the policies enforced during the Covid19 crisis, are the *rotation schemes* that companies and other public and private organizations have applied and can apply to limit physical interaction between people (on this, see the recent work by Ely et al., 2020): it is admissible that a policy maker may want to include unvaccinated people all in the same group.

(because, for example, their kids are not in the same schools, or they cannot meet in the same job and leisure places). As a matter of example, consider anti-vaxxers. Then h can be thought as a policy parameter that regards those people that are unvaccinated without valid medical reasons, and on whom the policy maker decides some form of social distancing or segregation. We think at h as a number that is far from one (which would be the case of total segregation). This partial segregation policy is implemented against a disease that is seasonal, before the epidemics actually takes place. We show that the policy may backfire: more segregation may cause the disease to die out more slowly, and cause more infection in the whole population, or even more infection among *vaxxers*. In particular, our results suggest care both to a social planner concerned with total infection in the population *and* to a social planner concerned only with infection among the *vaxxers*. The choice between the two approaches depends on the attitude toward society we want to model, and in particular on the specific interpretation of the difference in perceived cost, e.g. as a pure bias that the social planner should consider as such, or as a form of real psychological cost that we may want to factor in the welfare computation.⁶ As a consequence of these considerations, we remain agnostic on a general welfare criterion and explore instead the physical outcome of the amount of infection, which in such an environment is likely to be a prominent, if not the only, element of any welfare analysis.

The reason why an increase in h may generate more infection is that homophily protects the group with less infected, because it decreases the contacts and so the diffusion of the disease across groups. Which group has more infected will in turn depend on initial conditions and on the difference in vaccinations rates between the two groups. If the total number of agents initially infected is the same across the two groups⁷ then homophily has no effect on total infection. Hence, a planner that cares only about the infection among *vaxxers* has no clear choice: she will desire an increase of h (e.g., in case of an outbreak among anti-*vaxxers*, but would have opposite preferences in case of an outbreak among *vaxxers*).

If, instead, the two groups differ in the number of infected agents, the effect on total infection depends on the interplay of initial conditions and vaccinations. If the less vaccinated group happens to have more infections (because suffered a larger share of the initial outbreak), we know homophily further increases infections in such group. The crucial observation is that

⁶These are complex issues at the forefront of research in behavioral economics, see [Bernheim \(2009\)](#).

⁷This can happen, e.g., if the initial seeds are unequally distributed, and initially more *vaxxers* are infected, see Section 3.

it increases infections at a disproportionately larger rate than in the case in which it is the more vaccinated group that has more infections. As a result, if the outbreak is among anti-vaxxers, total infection in the population increases with h , while if the outbreak is among vaxxers it decreases.

In the second part of the paper we endogenize the vaccination choices of people. Vaccination choices are taken before the disease spreads out. We view this as a classical trade-off between the perceived cost of vaccinating and the expected cost of getting sick. In the model, the difference between anti-vaxxers and pro-vaxxers is only in the perceived costs of vaccination. We show that even if we endogenize these choices, the qualitative predictions of the mechanical model are still valid: a policy that increases segregation is counterproductive.

Finally, we endogenize the choice of people on whether to be anti-vaxxer or pro-vaxxer. This choice is modelled as the result of social pressure, with the transmission of a cultural trait. There is a well-documented fact about vaccine hesitancy that seems hard to reconcile with strategic models: the geographical and social clustering of vaccine hesitancy. Various studies, reviewed e.g. by [Dubé and MacDonald \(2016\)](#), find that people are more likely to have positive attitudes toward vaccination if their family or peers have. This is particularly evident in the case of specific religious confessions that hold anti-vaccination prescriptions, and tend to be very correlated with social contacts and geographical clustering. These studies, though observational and making no attempt to assess causal mechanisms, present evidence at odds with the strategic model: if the main reason not to vaccinate is free riding, people should be *less* likely to vaccinate if close to many vaccinated people, and not vice versa. In addition, [Lieu et al. \(2015\)](#) show that vaccine hesitant people are more likely to communicate together than with other people. [Edge et al. \(2019\)](#) document that vaccination patterns in a network of social contacts of physicians in Manchester hospitals are correlated with being close in the network. It has been also shown that, in many cases, providing more information does not make vaccine hesitant people change their mind (on this, see [Nyhan et al., 2013, 2014](#) and [Nyhan and Reifler, 2015](#)). However, people do change their mind about vaccination schemes, but they do so under psychological rules that look irrational, as documented recently by [Brewer et al. \(2017\)](#), for example. In a review of the literature, [Yaquib et al. \(2014\)](#) finds that lack of knowledge is cited less than distrust in public authorities as a reason to be vaccine-hesitant. This is true both among the general public and professionals: in a study of French physicians, [Verger et al. \(2015\)](#) finds only 50% of the interviewed trusted public health authorities. They both find a correlation between vaccine hesitancy and the

use or practice of alternative medicine.

When we fully endogenize the choices of people (both membership to groups and vaccination choices) we find that the predictions of the simple mechanical model remain valid only if the groups of the society are rigid enough, and people do not change easily their mind about vaccines. If instead people are more prone to move between the anti-vaxxers and pro-vaxxers groups, then segregation policies can have positive effects. The simple intuition for this is that when anti-vaxxers are forced to interact more together, they internalize the higher risk of getting infected, and as a result they are more prone to become pro-vaxxers.

We contribute to three lines of literature, related to three steps of our analysis highlighted above: the analysis of the effects of segregation in epidemiological models, the economics literature on vaccination and its equilibrium effects, and the literature on diffusion of social norms and transmission of cultural traits.

The medical and biological literature using SI-type models is wide and a review of it is beyond our scopes. We limit ourselves to note that recently some papers have considered dynamic processes with superficial similarity to ours. [Jackson and López-Pintado \(2013\)](#) and [Izquierdo et al. \(2018\)](#) are the first, to our knowledge, to study how homophily affects diffusion. [Pananos et al. \(2017\)](#) analyze critical transitions in the dynamics of a three equation model including epidemics and infection.

The literature on strategic immunization has analyzed models where groups are given, and the immunization choice is taken, as in [Galeotti and Rogers \(2013\)](#), or both the immunization and the level of interaction are endogenous, as in [Goyal and Vigier \(2015\)](#). At an abstract level, the difference with respect to our setting is that we endogenize the group partition, through a dynamics of diffusion of social norms.⁸

The economics of social norms and transmission of cultural traits is a lively field, surveyed by [Bisin and Verdier \(2011\)](#). Common to this literature is the use of simple, often non-strategic, dynamic models of evolution of preferences. We adopt this framework, finding it useful despite the differences we discuss later. A paper close to ours is [Panebianco and Verdier \(2017\)](#), that considers how social networks affect cultural transmission in a SI-type model, with a more concrete network specification through degree

⁸There is also a recent literature in applied physics that studies models where the diffusion is simultaneous for the disease and for the vaccination choices. On this, see the review of [Wang et al. \(2015\)](#), and the more recent analysis of [Alvarez-Zuzek et al. \(2017\)](#) and [Velásquez-Rojas and Vazquez \(2017\)](#).

distributions.

The paper is organized as follows. Section 2 describes the mechanical model and shows its results. Sections 3 and 4 introduce respectively endogenous choices and endogenous group membership, deriving our analytical results for these cases. We conclude in Section 5. In the appendices we consider extensions of the model (Appendices A, B and C) and we prove our results (Appendix D).

2 Mechanical model

We consider a simple SIS model with vaccination and with two groups of agents, analogous to the setup in Galeotti and Rogers (2013). To understand the main forces at play, we start by taking all the decisions of agents as exogenous, and we focus on the infection dynamics. In the following sections we endogenize the choices of the players.

Our society is composed by a continuum of agents of mass 1, which is partitioned in two groups of agents. To begin with, in this section this partition is exogenous. Agents in each group are characterized by their attitude towards vaccination. In details, following a popular terminology, we label the two groups with a , for *anti-vaxxers*, and with v , for *vaxxers*. Thus, the set of the two groups is $G := \{a, v\}$, with $g \in G$ being the generic group. Let $q^a \in [0, 1]$ denote the fraction of *anti-vaxxers* in the society, and $q^v = 1 - q^a$ the fraction of *vaxxers*. To ease the notation, when this does not create ambiguity, we write q for q^a .

People in the two groups meet each others with an *homophilous* bias. We model this by assuming that an agent of any of the two groups has a probability h to meet someone from her own group, and a probability $1 - h$ to meet someone else randomly drawn from the whole society.⁹ This implies that anti-vaxxers meet each others at a rate of $\tilde{q}^a := h + (1 - h)q^a$, while vaxxers meet each others at a rate of $\tilde{q}^v := h + (1 - h)q^v = h + (1 - h)(1 - q^a)$. Note that h is the same for both groups, but if $q^a \neq q^v$ and $h > 0$, then $\tilde{q}^a \neq \tilde{q}^v$.

For each $g \in G$, let $x^g \in [0, 1]$ denote the fraction of agents in group g that are vaccinated against our generic disease. It is natural to assume,

⁹ h is the *imbreding homophily* index, as defined in Coleman (1958), Marsden (1987), McPherson et al. (2001) and Currarini et al. (2009). It can be interpreted in several ways, as an outcome of choices or of opportunities. As we assume that h can be affected by policies, we can interpret it as the amount of time in which agents are kept segregated by group, while in the remaining time that they have they meet uniformly at random.

without loss of generality, that $x^a < x^v$, and by now this is actually the only difference characterizing the two groups. Let μ be the recovery rate of the disease, while its infectiveness is normalized to 1.

2.1 The dynamical system

Setting the evolution of the epidemics in continuous time, we study the fraction of infected people in each group. When this does not generate ambiguity, we drop time indexes from the variables. For each $i \in G$, let ρ^i be the share of infected agents in group i . Since vaccinated agents cannot get infected, we have $\rho^a \in [0, 1 - x^a]$ and $\rho^v \in [0, 1 - x^v]$, respectively.

The differential equations of the system are given by:

$$\begin{aligned}\dot{\rho}^a &= (1 - \rho^a - x^a) \left(\tilde{q}^a \rho^a + (1 - \tilde{q}^a) \rho^v \right) - \rho_a \mu; \\ \dot{\rho}^v &= (1 - \rho^v - x^v) \left(\tilde{q}^v \rho^v + (1 - \tilde{q}^v) \rho^a \right) - \rho^v \mu.\end{aligned}\tag{1}$$

For each $g \in G$, $(1 - \rho^g - x^g) \in [0, 1]$ represents the set of agents who are neither vaccinated, nor infected, and thus susceptible of being infected by other infected agents. Moreover, the share of infected agents met by vaxxers and anti-vaxxers is given by $(\tilde{q}^a \rho^a + (1 - \tilde{q}^a) \rho^v)$ and by $(\tilde{q}^v \rho^v + (1 - \tilde{q}^v) \rho^a)$, respectively. Finally, $\rho_a \mu$ and $\rho^v \mu$ are the recovered agents in each group.

Result 1 (Homophily and endemic disease). The system (1) always admits a trivial steady state: $(\rho_1^a, \rho_1^v) := (0, 0)$. For each h , there exists a $\hat{\mu}(h) > 0$ such that (i) if $\mu < \hat{\mu}(h)$, $(0, 0)$ is unstable, whereas (ii) if $\mu > \hat{\mu}(h)$, $(0, 0)$ is stable.¹⁰

This result is obtained in the standard way, by setting to zero the two right-hand side parts of the system in (1) and solving for ρ^a and ρ^v . The formal passages are in Appendix D, as those of the other results that follow.

In the remaining of the paper, we focus on the case in which $\mu > \hat{\mu}(h)$, because it is consistent with diseases that are not endemic but show themselves in episodic or seasonal waves. For those diseases, the society lays for most of its time in a steady state where no one is infected. However, exogenous shocks increase temporarily the number of infected people until eventually the disease dies out, as it happens, for example, for the seasonal outbreaks of flu.

¹⁰ Note that $\hat{\mu}(h) := \frac{1}{2}(T + \Delta) \in [0, 1]$, where $T := \tilde{q}^a(1 - x^a) + \tilde{q}^v(1 - x^v)$ and $\Delta := \sqrt{T^2 - 4h(1 - x^a)(1 - x^v)}$. Δ is always positive and it is increasing in q . Moreover $\hat{\mu}(h) \in [0, 1]$ and its value is $1 - x^v + q(x^v - x^a)$ for $h = 0$ and $1 - x^a$ for $h \rightarrow 1$.

Note that $\hat{\mu}(h)$ is increasing in h , so we can highlight a first important role for h in the comparative statics. If h increases, it is possible that a disease that was not endemic, because $\mu > \hat{\mu}(h)$, becomes so because $\hat{\mu}(h)$ increases with h , and the sign of the inequality is reversed. Indeed, a higher homophily counterbalances the negative effect that the recovery rate μ has on the epidemic outbreak.

2.2 Cumulative Infection

The main focus of our interest is to see what is the welfare loss due to the epidemics, and how this depends on the policy parameter h . In our simple setting, the welfare loss is measured by the total number of infected people over time, that is **cumulative infection**. For analytical tractability, we will approximate the dynamics of outbreaks with the linearized version of the dynamics $\hat{\rho}$, that satisfies:

$$\dot{\hat{\rho}}_t = \mathbf{J} \begin{pmatrix} \hat{\rho}_t^a \\ \hat{\rho}_t^v \end{pmatrix}, \quad \hat{\rho}_0 = \begin{pmatrix} \rho_0^a \\ \rho_0^v \end{pmatrix} \quad (2)$$

where \mathbf{J} is the Jacobian matrix of (1) calculated in the $(0,0)$ steady state, and $(\rho_0^a, \rho_0^v)'$ is the initial magnitude of the outbreak. We can think of it as the number of infected agents at the beginning of a particular outbreak, or as the expected value of the initial number of infected agents according to some probability distribution.

The cumulative infection in the two groups and in the overall population is:

$$\begin{cases} CI^a := \int_0^\infty \hat{\rho}^a(t) dt \\ CI^v := \int_0^\infty \hat{\rho}^v(t) dt \\ CI := q^a CI^a + (1 - q^a) CI^v \end{cases} \quad (3)$$

Note that, since q^a is fixed, CI takes into account both the number of infected agents of each group at each period, and also the length of the outbreak. In the range of parameters for which $(0,0)$ is stable, all the integrals are finite, so here we do not add discounting, for simplicity. We will explore the implications of the introduction of time preferences in Section 2.3 below. The expressions can be found in Lemma 1 in the Appendix D. To understand the mechanics that regulates the share of agents that get infected during the outbreak, let us consider three different types of initial conditions: The epidemics starts (i) among vaxxers ($\rho_0^v > 0$ and $\rho_0^a = 0$),

(ii) among anti-vaxxers ($\rho_0^v = 0$ and $\rho_0^a > 0$), and (iii) in both groups symmetrically ($\rho_0^v = \rho_0^a > 0$).

First, we analyse which group has more infected agents throughout the epidemics.

Result 2 (Who is better off?). The cumulative number of infected agents is such that $CI^a \geq CI^v$ if and only if:

$$\rho_0^v(1 - x^a) - \rho_0^a(1 - x^v) + \mu(\rho_0^a - \rho_0^v) \geq 0 \quad (4)$$

The result simply follows from comparing the explicit expressions for CI^a and CI^v (we derive it in Lemma 1 in the Appendix D). Inequality (4) underlines the roles of the parameters in determining the welfare of the groups. The left-hand side is increasing in x^v and decreasing in x^a : the gap in vaccinations tends to penalize the less vaccinated group. Since the cumulative infection is an intertemporal measure, the initial conditions concur also in determining which group is better off: the difference is increasing in ρ_0^a and decreasing in ρ_0^v .¹¹ μ regulates the importance of this effect in the discrepancy of initial conditions: the larger μ , the shorter the epidemics, the larger the importance of the initial conditions. In particular we have:

- i) if the outbreak starts among vaxxers, vaxxers have larger cumulative infection;
- ii) if the outbreak starts among anti-vaxxers, anti-vaxxers have larger cumulative infection;
- iii) if the outbreak starts symmetrically in both groups, the group with less vaccinated (anti-vaxxers, under our assumptions) has the largest cumulative infection.

In particular, the evaluation of what group is better off in terms of infections is *independent* of homophily. However, the levels of contagion do depend on homophily, as the following result shows. It is obtained applying definitions from (3) and taking derivatives.

Result 3 (Effect of h and q^a).

- a) CI and CI^a are increasing (decreasing) in h if and only if $CI^a > CI^v$ ($CI^a < CI^v$); CI^v is decreasing (increasing) in h if and only if $CI^a > CI^v$;

¹¹Because the stability assumptions imply $-1 + x^v + \mu > 0$ and $-1 + x^a + \mu > 0$.

- b) CI , CI^a and CI^v are increasing (decreasing) in q if and only if $CI^a > CI^v$ ($CI^a < CI^v$).

In particular, the marginal effects of h and q^a for different outbreak types are those reported in Table 1.

	If the outbreak is among...		
	vaxxers	anti-vaxxers	both, symmetrically
the effect of h is:	$\frac{\partial CI^a}{\partial h} < 0, \frac{\partial CI^v}{\partial h} > 0, \frac{\partial CI}{\partial h} < 0$	$\frac{\partial CI^a}{\partial h} > 0, \frac{\partial CI^v}{\partial h} < 0, \frac{\partial CI}{\partial h} > 0$	$\frac{\partial CI^a}{\partial h} > 0, \frac{\partial CI^v}{\partial h} < 0, \frac{\partial CI}{\partial h} > 0$
the effect of q^a is:	$\frac{\partial CI^a}{\partial q^a} < 0, \frac{\partial CI^v}{\partial q^a} < 0, \frac{\partial CI}{\partial q^a} < 0$	$\frac{\partial CI^a}{\partial q^a} > 0, \frac{\partial CI^v}{\partial q^a} > 0, \frac{\partial CI}{\partial q^a} > 0$	$\frac{\partial CI^a}{\partial q^a} > 0, \frac{\partial CI^v}{\partial q^a} > 0, \frac{\partial CI}{\partial q^a} > 0$

Table 1: Marginal effects of h and q^a on CI^a , CI^v , and CI , when there is an outbreak among vaxxers, anti-vaxxers, or symmetrically in both groups.

The previous results show how initial conditions and parameters contribute to determine what is the effect of an increase in h . As anticipated in the introduction, if the initial parameters are such that $CI^a = CI^v$, then both the total infection, CI , and the group level ones, CI^a and CI^v , do not depend on homophily. If instead the initial parameters are such that $CI^a \neq CI^v$, then homophily hurts the group with more infected, because it causes the infection to spread to more members of the group and less outside. Table 1 helps us understand the behavior in prototypical cases, and analyze whether a policy that increases h has the desired effect.

To better understand the mechanics, let us first focus on the effects of homophily (first row of Table 1). First note that, if the outbreak happens just in one of the two groups, homophily protects the group that is not infected ex ante. So, intuitively, the outbreak has the strongest effect in terms of infected agents in the group in which the outbreak has taken place. The effect of homophily on the overall CI is however ambiguous and depends on the initial condition.

Consider first the case in which the outbreak takes place among vaxxers. Then, at the beginning, the infection takes over among the group with the highest vaccination rate, since $x^v > x^a$. The higher the homophily h , the more vaxxers interact among each others, and thus the more the infection remains within the group that is more protected against it. For this reason, the higher h , the less the CI . For the opposite reason, if the outbreaks takes place in the anti-vaxxers group, homophily makes infection stay more in the less protected group, and CI increases.

So the crucial message is that a policy having the effect of increasing h cannot be considered unanimously beneficial neither from a planner concerned with total infection, nor from a planner concerned with just infection among vaxxers.

To understand the role of q^a on the CI (second row of Table 1), recall that a higher q^a means a higher share of agents less protected against the disease. Consider first the case in which the outbreak takes place in the vaxxers group. Then, a higher q^a means that the number of infected agents, which are in the v group, is lower. Thus, all CI measures are decreasing in q^a . For the opposite reasoning, all CI measures are increasing in q^a if the outbreak takes place in the anti-vaxxers group. If the outbreak is symmetric, then the two forces mix. However, if q^a increases, the share of agents who are not protected against the disease increases, and thus CI measures increase.

2.3 Time preferences

In this section we explore the implications of the degree of impatience of the planner on the evaluation of the impact of homophily. Time preferences can be crucial for the planner. As we have seen, for example, in the Covid19 epidemics, the planner, given a CI, may prefer not to have all infected agents soon because of some capacity constraints of the health system.

For example, Figure 1 shows the time evolution of the infection of both groups and overall society's in case of an outbreak among the vaxxers. In this case, since the outbreak starts among the vaxxers, it is among this group that infection is higher initially, while eventually infection becomes larger among the anti-vaxxers, due to the lower vaccination levels. The effects on cumulative infection depends on how the planner trades off today and tomorrow infections: the more the planner is patient, the more the infection among anti-vaxxers becomes prominent.

Moreover, since in our setting the impact of segregation policies depends on the relative amount of infected agents in the two groups, as specified in Result 3, in our context the time preference is also crucial for the evaluation of the impact of homophily on total cumulative infection.

Thus, we first define the *discounted* cumulative infection:

$$\begin{cases} CI^a := \int_0^\infty e^{-\beta t} \rho^a(t) dt \\ CI^v := \int_0^\infty e^{-\beta t} \rho^v(t) dt \\ CI := q^a CI^a + (1 - q^a) CI^v \end{cases} \quad (5)$$

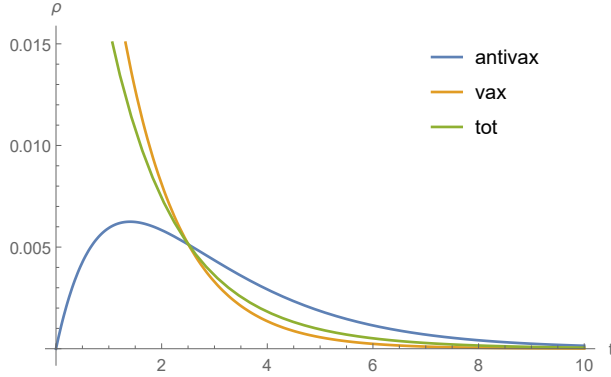


Figure 1: CI as a function of time in case the outbreak starts among vaxxers ($\rho_0^a = 0$). Here $\rho_0^v = 0.1$, $x_a = 0.3$, $x_v = 0.9$, $q = 0.3$, $h = 0.5$, $\mu = 1$.

where $\beta > 0$ is the discount rate. Analytically, things turn out to be very simple, due to the exponential nature of the solutions, as the following observation lays out.

Result 4. Discounted cumulative infections are equivalent to cumulative infections in a model with recovery rate $\mu' = \mu + \beta$.

This is not too surprising: μ is a measure of how fast the epidemics dies out, and β is a measure of how fast the welfare loss dies out. The previous result carries on even when, as we do in the following sections, choices on vaccination and on types are made endogenous.

The impact can be made more precise if we stick to exogenous choices, as it is done below.

Result 5. In the model with discounting:

$$CI^a \geq CI^v \text{ if and only if } -\rho_0^a(1 - x^v) + \rho_0^v(1 - x^a) + (\mu + \beta)(\rho_0^a - \rho_0^v) \geq 0$$

The proof is immediate from the previous result and from Result 4. In details:

1. An increase in the degree of impatience β makes initial conditions more important in the welfare evaluation. For example, without time preferences, we may have that $\rho_0^a < \rho_0^v$ but $CI^a > CI^v$, because the difference in vaccinated agents dominates the difference in initial outbreak. However, if time preferences are introduced, or β gets larger, a planner may evaluate that $CI^a < CI^v$ because she is putting more weight on the earlier moments of the epidemics.

2. An increase in the degree of impatience β can change the impact of homophily, as illustrated in Figure 2. To understand this point, given a population share q , there exists a β such that homophily does not impact the CI (with time preferences). In this CI, groups get infected at different rates along time. As we change β , the planner gives more weight on the group getting infected earlier. As we have seen above, homophily plays a role in this process, keeping the infection more into each group. In Figure 2, we consider the case in which $q = .3$, so that there are more vaxxers than anti-vaxxers, and vaxxers are also more vaccinated. Thus, the more the planner is impatient, the more she is satisfied by the fact that the majority of agents (vaxxers) are less infected when homophily increases.

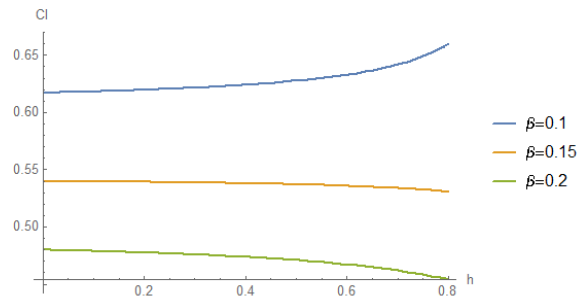


Figure 2: Cumulative infection as a function of homophily for different values of time preference. Here $\mu = 0.7$, $x^a = 0.2$, $x^v = 0.9$, $q = 0.3$.

2.4 Convergence time

In this section we show that homophily slows down the diffusion dynamics, as has already been studied in a different context by [Golub and Jackson \(2012\)](#). We consider as a measure of convergence time the magnitude of the leading eigenvalue, which in this case is the one with the smallest absolute value. This is because the solution of our linear system is a linear combination of exponential terms whose coefficients are the eigenvalues (which are negative by stability). Hence, when t is large, the dominant term is the one containing

the eigenvalue which has smallest absolute value.¹²

Result 6. Consider a perturbation around the stable steady state $(0, 0)$. The time of convergence (as measured by the leading eigenvalue) back to $(0, 0)$ is increasing in h .

This result shows that homophily, by making the society more segregated, makes the convergence to the zero infection benchmark slower once an outbreak occurs. This is obtained analyzing the eigenvalues of the Jacobian matrix, computed in the steady state. All results are obtained analytically (see Appendix D), and the resulting eigenvalues are decreasing in absolute value in h .

If we look at the effects of other parameters, we have that the eigenvalues are increasing in absolute value in both x^a and x^v . This is because a larger number of vaccinated agents means a smaller space for infection to diffuse. Finally, since $x^a < x^v$, then the smallest eigenvalue is decreasing (in absolute value) in q^a , while the largest eigenvalue is increasing. Since the long run dynamics (i.e. asymptotic convergence) depends on the smallest eigenvalue, this means that the dynamics is *asymptotically slower* the larger the fraction of the population with less vaccinated agents.

Results 1, 3 and 6 in this section provide clear implications that should be taken into account when considering policies that affect the level of homophily h in the society. Any increase in segregation between vaxxers and anti-vaxxers may induce the disease to become endemic. Additionally, a larger h , if there is a temporary outbreak, will slow down the recovery time and in some cases (i.e. when the outbreak does not start only among vaxxers) it may increase the cumulative infection caused by the disease.

When applied to the real world, the results of this section can be seen as first order effects because, in general, a policy that changes h may have effects also on x^a , x^v and q^a . Indeed, in the following sections, we endogenize the shares of vaccinated agents, and the shares of vaxxers and anti-vaxxers

¹²We should be careful, though, because this is true non-generically outside of the *eigendirection* of the *second* eigenvector. Indeed, in our case the eigenvectors are:

$$e_1 = \left(-\frac{(1-x^v)\tilde{q}^a + (x^a-1)\tilde{q}^a + \Delta}{2(1-x^v)(1-\tilde{q}^a)}, 1 \right)$$

and

$$e_2 = \left(\frac{-(1-x^v)\tilde{q}^a - (x^a-1)\tilde{q}^a + \Delta}{2(1-x^v)(1-\tilde{q}^a)}, 1 \right) .$$

So, we can see that the first eigendirection does not intersect the first quadrant, while the second does. Hence, we should remember that the first eigenvalue is a measure of speed of convergence only generically, outside of the eigendirection identified above.

in the society. The outcomes then depend also on the second order effects: the interaction of the impact of homophily on the endogenous variables.

3 Vaccination choices

In this section we start introducing elements of endogeneity. First of all we consider vaccination choices, to make the shares x^a and x^v endogenous. To begin with, we still consider the partition of our society in anti-vaxxers and vaxxers, q^a and q^v , as exogenously fixed (we will relax this assumption in the next section). In our approach, people take vaccination decision ex-ante, before an epidemics actually takes place, and cannot update their decision during the diffusion of the epidemics. This mimics well diseases, like seasonal flu, for which the vaccine takes a few days before it is effective, and the disease spreads rapidly among the population.

We model the behavior of agents who consider the trade-off between paying some fixed cost for vaccinating, or incurring the risk of getting infected, and thus paying with some probability a cost associated to health. We need to set some assumptions about vaccination costs and agents' perception of the risk of being infected. Now that x^a and x^v are endogenous, it is the difference in the perception of costs that characterizes the difference between the two groups.¹³

Vaccination costs Vaxxers and anti-vaxxers have different perceptions about vaccination costs. For vaxxers we assume that vaccination costs are $c^v \sim U[0, 1]$, while for anti-vaxxers $c^a \sim U[d, 1+d]$, with $d > 0$. This is to say that anti-vaxxers perceive a higher cost of getting a vaccine than vaxxers do.

Risk of infection We assume that agents think about the risk of infection as proportional to the fraction of unvaccinated people that they meet. This is reasonable, because they form a belief before the actual outbreak occurs (e.g., agents decide to vaccinate against flu a few months before winter). Agents multiply this fraction of unvaccinated people by a factor $k > 0$, that represents the perceived damage from the disease, which is the same for the two groups. Let σ^v be the share of unvaccinated people met by vaxxers,

¹³See, for example, [Bricker and Justice \(2019\)](#) and [Greenberg et al. \(2019\)](#) for a recent analysis of the anti-vaxxers arguments: Those are mostly based on conspiracy theories that attribute hidden costs to the vaccination practice, and not so much on minimizing the effects of getting infected. Our model would not change dramatically if we attribute the difference in perception on the costs of becoming sick (see equations (8) and (9)), but we stick to the first interpretation because it makes the computations cleaner.

then

$$\sigma^v = \tilde{q}^v(1 - x^v) + (1 - \tilde{q}^v)(1 - x^a) , \quad (6)$$

so that vaxxers perceive the risk of infection to be $k\sigma^v$. Similarly

$$\sigma^a = \tilde{q}^a(1 - x^a) + (1 - \tilde{q}^a)(1 - x^v) , \quad (7)$$

so that anti-vaxxers perceive the risk of infection to be $k\sigma^a$. Now, only those for which costs are lower than perceived risk decide to vaccinate. So:

$$x_v^* = \min\{k\sigma_v, 1\} , \quad (8)$$

whereas, for an anti-vaxxer, we have

$$x_a^* = \max\{0, \min\{k\sigma_a - d, 1\}\} . \quad (9)$$

The two solutions are both interior, for any value of the other parameters, whenever $d < \min\left\{\frac{1}{k^2}, \frac{k}{k+1}\right\}$, and we call this the *interiority condition*, which is analyzed in depth in Appendix A. We use interiority condition as a maintained assumption for the remainder of the paper. In this case, equations (6)–(9) imply a system that provides

$$\begin{aligned} x^a &= 1 - \frac{1 + dq^a}{1 + k} - \frac{d(1 - q^a)}{1 + hk} \\ x^v &= 1 - \frac{1 + dq^a}{1 + k} + \frac{dq^a}{1 + hk} . \end{aligned} \quad (10)$$

In what follows we focus on the interior solutions. In Appendix B we analyze numerically the case in which $x^v = 0$, and we see that the qualitative results are analogous to those that we present here.

First of all, we note that (i) $x^v > x^a$ - since vaxxers perceive a lower vaccination costs than anti-vaxxers; (ii) x^a is increasing in h whereas x^v is decreasing in h - since a higher homophily makes vaxxers more in contact with agents who are less susceptible than anti-vaxxers and, as a consequence, $(x^v - x^a)$ is decreasing in h ; (iii) x^a and x^v are increasing in q^a - since the higher the share of anti-vaxxers, the more agents are in touch with other subjects at risk of infection; (iv) the total number of vaccinated people is $q^a x^a + (1 - q^a)x^v = \frac{k-dq^a}{1+k}$, it is independent of h , but decreasing in q^a - this is due to a Simpson paradoxical effect: both groups vaccinate more, but since anti-vaxxers increase, in the aggregate vaccination decreases.

We can examine also cumulative infections, in a neighborhood of the stable steady state $(0, 0)$. We limit ourselves to the symmetric initial condition

$\rho_0^a = \rho_0^v$, that can be compared with Result 3, looking at the third column of Table 1. Also, analytical tractability is obtained only for values of h that are *small*, as would be the effect of a policy that limits contacts between vaxxers and anti-vaxxers only in few of the daily activities (e.g. only in schools).

Proposition 1. *Consider a perturbation around $(0,0)$, such that $\rho_0^a = \rho_0^v > 0$. Then, there exists $\bar{h} > 0$ such that, if $h < \bar{h}$:*

- (i) $\partial x^a / \partial h = -\partial x^v / \partial h$;
- (ii) *CI is increasing in h ;*
- (iii) *CI is increasing in q^a (but the marginal effect is lower than in the exogenous case of Result 3).*

This proposition analyzes what happens for an outbreak that is symmetric in the two groups, when homophily is *low* enough. We have already seen above that the effect of homophily is opposite for x^a and x^v . Here we find that the magnitude of the effects is the same for both groups, and that the higher the homophily, the higher *CI*. Thus, homophily policy does not seem to be a good policy to be implemented in these cases. At the same time, the more the anti-vaxxers, the more the number of infected agents.

To complete our analysis of endogenous choices, in the next section we endogenize also the partition between the two groups.

4 Endogenous groups

In the previous section we have illustrated the tradeoff faced by agents between two different costs: the act of vaccinating, and the risk of being infected, which is in turn based on the fraction of unvaccinated agents they expect to meet, σ_v and σ_a . We now consider how the shares of vaxxers and anti-vaxxers change with time, that is how q is determined. In the real world this decision does not seem to be updated frequently, and can be considered as fixed during a single flu season. So, in the model, we assume that this decision is taken before actual vaccination choices, which are in turn taken before the epidemics eventually starts. Our aim here is to offer a simple and flexible theory of the diffusion of opinions to be integrated in our main epidemics model. As explained in the Introduction, the empirical observations that important drivers of vaccination opinions are peer effects and cultural dimensions in general leads us to discard purely rational models, where the decision of not vaccinating descends from strategic considerations. Given

the complex pattern of psychological effects at play we opt for a simple reduced form model capturing the main trade-offs. In particular, we are going to assume the diffusion of traits in the population to be driven by *expected advantages*: the payoff advantage that individuals in each group estimate to have with respect to individuals in the other group. This is made precise by the next definition.

Definition 1 (Expected advantage). Consider an individual in group a . Define ΔU^a as the *Expected advantage* individual a estimates to have with respect to individuals in group v . Specifically:

$$\Delta U^a = U^{a \rightarrow a} - U^{a \rightarrow v} \quad (11)$$

$$U^{a \rightarrow a} = -\mathbb{E}_c [(c + d) \mathbb{1}_{k\sigma^a < c} + k\sigma^a \mathbb{1}_{k\sigma^a \geq c}] \quad (12)$$

$$U^{a \rightarrow v} = -\mathbb{E}_c [(c + d) \mathbb{1}_{k\sigma^v < c} + k\sigma^v \mathbb{1}_{k\sigma^v \geq c}] \quad (13)$$

where $U^{a \rightarrow a}$ is the payoff of individuals with trait a evaluated by an individual with trait a , while $U^{a \rightarrow v}$ is the payoff of individuals with trait v evaluated by individuals with trait a . ΔU^v is defined analogously, and can be found in Appendix C.2.

Agents in each group perceive a differential in expected utilities from being of their own group and being of the other group. Note that, apart from the bias d , agents correctly evaluate all other quantities, including the risks from the disease of the two groups, $k\sigma^v$ and $k\sigma^a$. Indeed, even if both groups evaluate the choice of the other group as suboptimal, this perceived difference can be negative for *anti-vaxxers*, because they understand that *vaxxers* have less chances of getting infected.

To clarify Definition 1, consider Figure 3. The black line is the disutility of agents in groups a , as a function of the cost c , as perceived by agents in group a . The shape of this line mirrors the fact that an agent in group a undertakes vaccination only if her costs are in the $[0, k\sigma_a - d]$ interval, in which a agents incur in a disutility $c + d$. If $c > k\sigma_a - d$, a agents do not vaccinate, and the disutility is the risk of infection, which is $k\sigma_a$. The grey area below this curve is then $U^{a \rightarrow a}$. Consider now the red line. This represents the disutility of agents in group v as perceived by agents in group a . In particular, agents in group v have a different perception of costs with respect to agents in group a , and so take different choices. In particular they vaccinate in the $[0, k\sigma_v]$ interval, while if they are in the $[k\sigma_v, 1]$ interval they do not vaccinate and incur risk of infection. Note, however, that this is the evaluation from the perspective of agents in group a , and thus the cost of vaccination is $c + d$ instead of c . Hence $U^{a \rightarrow v}$ is the area below the red

curve. The difference ΔU^a is given by the red area minus the blue area. $U^{v \rightarrow v}$ and $U^{v \rightarrow a}$ are computed accordingly. The details of the calculation and the corresponding figure are in Appendices C.1 and C.2.

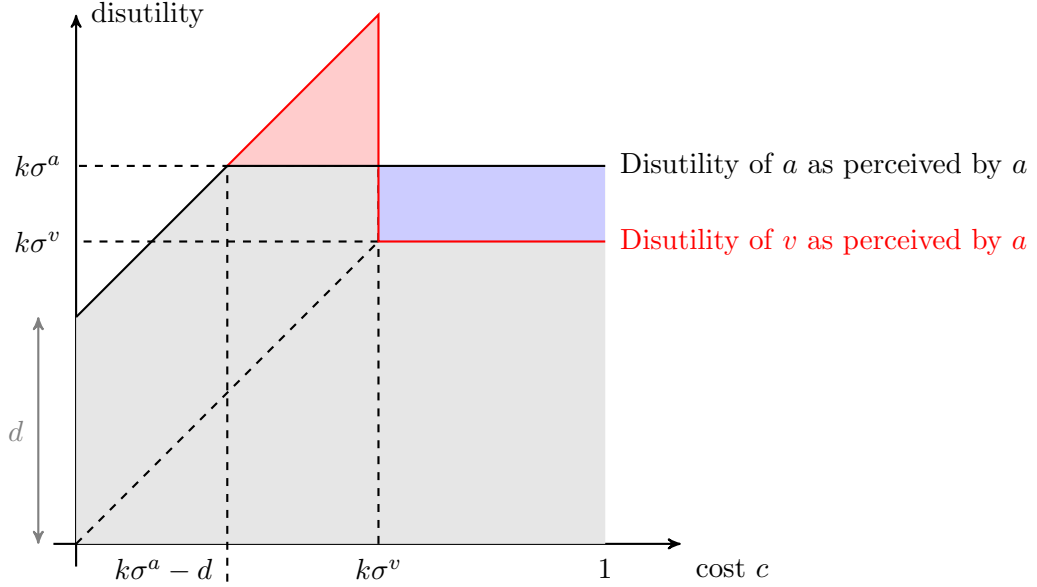


Figure 3: Composition of ΔU^a . The graph represents the disutility incurred by an individual as a function of its cost c . ΔU^a is the red area minus the blue area.

To ease notation, let $q = q^a$. Then, we make the following assumption over the population dynamics

Assumption 1. Given an $\alpha \in \mathbb{R}$, the level of q increases when $q^\alpha \Delta U^a > (1 - q)^\alpha \Delta U^v$ and it decreases when $q^\alpha \Delta U^a < (1 - q)^\alpha \Delta U^v$.

Clearly, the implication of the previous assumption is that the resting points of the dynamics are such that $q^\alpha \Delta U^a = (1 - q)^\alpha \Delta U^v$, but stability has to be addressed. The simplest example of dynamics satisfying Assumption 1 is:

$$\dot{q} = q(1 - q)[q^\alpha \Delta U^a - (1 - q)^\alpha \Delta U^v] ,$$

but we allow also for any non linear generalization.

The dynamics obtained from Assumption 1 generalizes the standard workhorse model in cultural transmission, the one by Bisin and Verdier (2001), in two ways: (i) endogenizing the socialization payoffs, as from

Definition 1, and (ii) introducing a parameter α regulating the *stickiness* agents have in changing their identity *via* social learning. Indeed, at the limit $\alpha \rightarrow \infty$, $\dot{q} = 0$ and types are fixed. Note also that α regulates the strength of *cultural substitution*, a phenomenon often observed in cultural transmission settings: the tendency of members of minorities to preserve their culture by exerting larger effort to spread their trait.¹⁴ Thus, we are able to encompass different types of social dynamics. (i) If $\alpha = 0$ this is a standard replicator dynamics (see e.g. Weibull, 1997). (ii) If $\alpha < 0$, the model displays cultural substitution, as most standard cultural transmission models. Moreover, the more α is negative, the more there is substitution. In particular, if $\alpha = -1$ the dynamics has the same steady state and stability properties as the dynamics of Bisin and Verdier (2001).¹⁵ (iii) If $\alpha > 0$, the model displays cultural complementarity, so that the smaller the minority, the less the effort exerted, and the less the minority survives. Note that cultural complementarity is increasing in α .

The environment of social influence is not only shaped by physical contacts and it is not the same of the epidemic diffusion of the actual disease (because in the real world many contacts are online and are channeled by social media). Hence, any policy on h can have a limited effect on it, because for us h is a restriction on the physical meeting opportunities. As a consequence, h does not appear explicitly in Assumption 1.

If $\Delta U^a = 0$, naturally there will be no anti-vaxxers. This will happen if for example the bias d is very high, or homophily is very high, so that the increased infection risk from being an anti-vaxxer (the blue area in Figure 3) is so large that no one wants to be an anti-vaxxer. This is of course an uninteresting case, so from now on we are going to assume the following:

Assumption 2 (Interiority conditions). x_a , x_v , and ΔU^a are interior (details in terms of exogenous parameters are in the Appendix A).

The following result shows that only the case $\alpha < 0$ is of some interest for the analysis, because in the other cases the population become all of one type, with $q^* = 0$ or $q^* = 1$.

Proposition 2. *Under the interiority conditions: (i) If $\alpha \geq 0$ there are no interior stable steady states of the dynamics for q . (ii) If $\alpha < 0$, there exists a $q^* \in (0, 1)$ such that $q^{*\alpha} \Delta U^a = (1 - q^*)^\alpha \Delta U^v$. Moreover, there is always*

¹⁴See Bisin and Verdier (2011).

¹⁵To be precise, the model by Bisin and Verdier (2001) refers to *intergenerational* transmission. In the Appendix we show how a similar equation can be recovered in a context of *intragenerational* cultural transmission

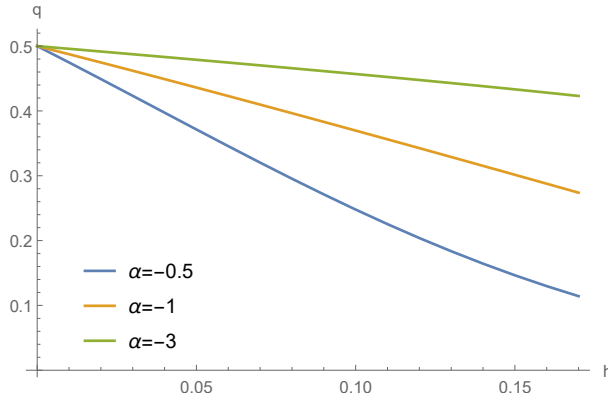


Figure 4: q as a function of h . $d = 0.5$, $k = 1$, $\mu = 1$. The range of h is restricted as prescribed by the interiority conditions [A](#)

an interior stable steady state and there exists a threshold \bar{h} such that, for $h < \bar{h}$, the steady state is unique and stable.

Again, the proof of this result is obtained with standard methods, applying the implicit function theorem to the condition from Assumption [1](#), looking at results for $h \rightarrow 0$, and using the continuity of the system to prove that results hold in an interval $[0, \bar{h})$ for h . The equilibrium level of q can be computed analytically only in the case $\alpha = -1$ (which is the case in which the dynamic is equivalent to [Bisin and Verdier, 2001](#)) and for $h = 0$, since the differences in payoffs across groups become null, and $q^* = \frac{1}{2}$.

We are now interested in the effect of an increase in homophily on q^* . Figure [4](#) shows, on the basis of numerical examples with $\alpha = -\frac{1}{2}$, $\alpha = -1$, and $\alpha = -3$, that homophily has a negative effect on q^* and that this result seems to extend to any $\alpha < 0$.

We can actually prove it analytically for *small* values of h .

Proposition 3. *Under the interiority conditions, and if $\alpha < 0$ there exists a threshold \bar{h} such that, for $h < \bar{h}$, q^* is decreasing in h in the unique and stable steady state.*

The intuition is that a larger h magnifies the negative effects of being anti-vaxxers in terms of infection, relatively to vaxxers. This is internalized in the cultural dynamics, *via* the ΔU s. This long run effect of h on anti-vaxxers share is one of the few positive effects of segregating policies.

As we have done in the preliminary model with exogenous choices, we can analyze the effects of homophily on the cumulative infection, when the initial

perturbation is symmetric across both groups (see Result 3, summarized in the third column of Table 1). We find that the effects depend on the magnitude of α , the parameter regulating how agents are rigid/prone towards social influence.

Proposition 4. *Consider the model with endogenous q , $\alpha < 0$ and inter-irity conditions. Consider an outbreak affecting both groups symmetrically, starting from the unique stable steady state and $h = 0$. Then, there exists a threshold $\bar{\alpha}$ such that:*

- if $\alpha < \bar{\alpha}$, CI is increasing in h ($\frac{dCI}{dh}|_{h=0} > 0$);
- if $\alpha > \bar{\alpha}$, CI is decreasing in h ($\frac{dCI}{dh}|_{h=0} < 0$).

With this proposition we consider the effects of the *introduction* of some form of segregation policy, taking also into account the cultural dynamics. This means that if α is *large* in magnitude (the first bullet point, since α is negative) then the society is rigid in its opinions, and the effects are qualitatively the same that we would have if types and vaccination choices were fixed (Result 3). If instead α is *small* in magnitude (the second bullet point), then the reaction of q^* to a policy change of h is large, and this reverts the effect: cumulative infection is decreasing in homophily. In this last case, the effects of a policy based on partial segregation will be the desired ones. In this respect, how agents are subjected to social influence can revert the effects of a policy based on homophily. Figure 5 shows this effect for two values of $\alpha < 0$. These are also compared with what would happen, with the same parameters, under the assumptions of Result 3 (all choices are exogenous) and Proposition 1 (only vaccination choices are endogenous, but groups are fixed). The figure shows that, only when α is negative and small in absolute value, the cumulative infections decreases in homophily. In all the other cases a policy based on homophily can increase the cumulative infection at various degrees.

The intuition for the different marginal effects of h on cumulative infection seems to lie on the marginal effects on the speed of the dynamics, via the first eigenvalue (see Result 6), as Figure 6 illustrates: the cases in which cumulative infection increases with h are those in which the leading eigenvalue is decreasing in magnitude, and vice versa.

Note that Result 4 about the discount rates of a policy maker are still valid with endogenous choices, as we discussed in Section 2.3.

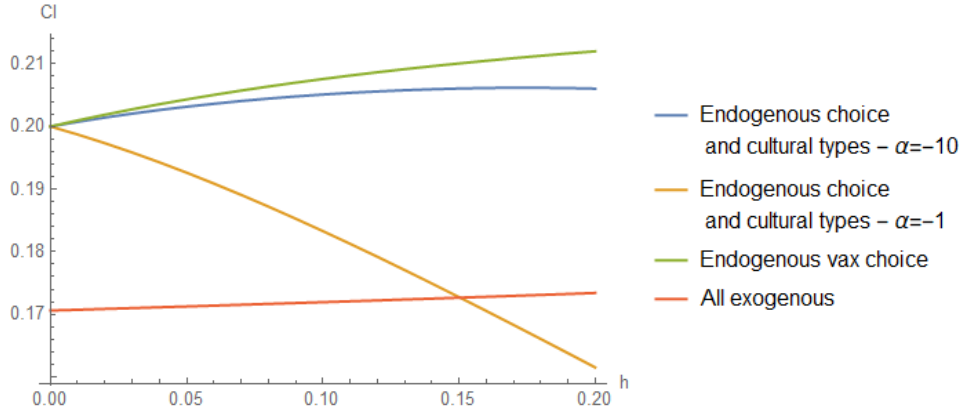


Figure 5: Cumulative infection in the three models. Whenever exogenous, q , x^a and x^v are set using the median value of $h = 0.1$. The other parameters are set at $k = 2$, $d = 0.5$, $\mu = 1$, $\rho_0^a = \rho_0^v = 0.1$.

5 Conclusion

The problem of vaccine skepticism is a complex one, that requires analysis from multiple angles: psychological, medical, social. In this paper we propose an analysis of the trade-offs faced by a policy maker interested in minimizing infection in a world with vaxxers and anti-vaxxers, having available a policy inducing some degree of segregation, or homophily, h . The key observation is that reducing contact with anti-vaxxers may be counterproductive for vaxxers and for the society as a whole, because it slows down the dynamics of the disease to its steady state, if there is an outbreak. Homophily may actually increase the duration of the outbreaks, and depending on the impatience of the planner this might crucially change the impact of the policy. Further, if cultural types are endogenous, the intensity of cultural substitution is key in determining the impact of the policy. Our results suggest that the study of policy responses to the spread of vaccine hesitant sentiment would benefit from trying to pin down more precisely the intensity of these mechanisms.

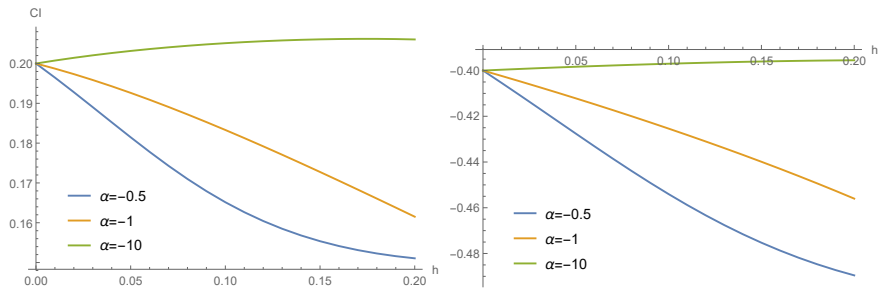


Figure 6: **Left panel:** Cumulative infection as function of homophily in the interior equilibrium. The other parameters are set at $k = 2$, $d = 0.5$, $\mu = 1$, $\rho_0^a = \rho_0^v = 0.1$. **Right panel:** corresponding leading eigenvalue of dynamical system as a function of h .

Appendices

A Interiority conditions

In Section 3 we have included endogenous choices about vaccinations, using two parameters, d and k , for the beliefs about the expected costs of vaccination and of becoming infected. We assume *interiority conditions*, which are essentially the conditions for which $\Delta U^a > 0$ (from (11)). The conditions under which ΔV^a is positive is $\frac{2hk(hk+1)}{k+1} < d$. For this to be compatible with x^a and x^v being interior, we need $d < \min\{\frac{1}{k}, \frac{1}{k(1+k)}\}$, hence we need also $2h(1+hk) < \frac{1}{k^2}$. So in addition to k high enough we also need h small enough. Figure 7 shows the regions in the h - d plane for which the interiority conditions are satisfied, depending on the value of k .

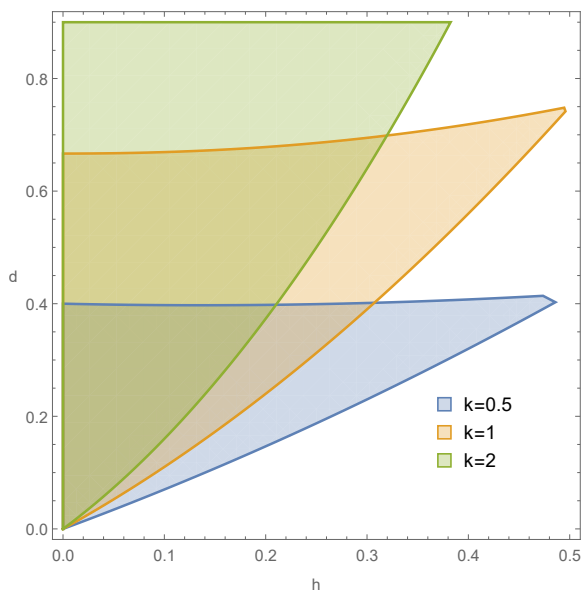


Figure 7: Region of parameters where all endogenous variables are interior. μ is fixed to 1.

B Analysis of corner solution $x_a = 0$

In this section we explore the case in which the interiority conditions are not satisfied, and d is large enough so that the unique equilibrium in the

vaccination game is:

$$x^a = 0 , \quad (14)$$

$$x^v = \frac{k}{(h-1)kq + k + 1} , \quad (15)$$

provided $d < 1/k$ so that $x^v \neq 0$.¹⁶ Indeed, if both $x^a = 0$ and $x^v = 0$, then everything is exogenous and we are back to the mechanical model.

Note that x^v maintains the properties we expect: it is decreasing in h and increasing in q , as can be directly seen from the expression above.

Cumulative infection

Consider a symmetric initial conditions. Since x^v is decreasing in h , it means that now when h increases we have the direct effect on CI which is increasing, plus a decrease in vaccination, which further increases the effect on CI. The effect of x^a , which is of the opposite sign, disappears in the computations, so we have exactly the same behavior as in the interior solution, and, moreover, in this case the negative effect of h on CI is even stronger. The derivatives are:

$$\frac{\partial CI}{\partial h} = -\frac{k^2(q-1)q\rho_0^v}{2\mu(k(h(\mu-1)q + \mu - \mu q) + \mu - 1)^2} \quad (16)$$

$$\frac{\partial CI}{\partial q^a} = \frac{k\rho_0^v((h-1)kq + k + 1)}{2(k(h(\mu-1)q + \mu - \mu q) + \mu - 1)^2} \quad (17)$$

$$\frac{\partial CI}{\partial x_a} = -\frac{q\rho_0^v((h-1)kq + k + 1)^2}{2(k(h(\mu-1)q + \mu - \mu q) + \mu - 1)^2} \quad (18)$$

$$\frac{\partial CI}{\partial x_v} = \frac{(q-1)\rho_0^v((h-1)kq + k + 1)^2}{2(k(h(\mu-1)q + \mu - \mu q) + \mu - 1)^2} \quad (19)$$

¹⁶This is possible if $\frac{hk^2+k}{hkq-kq+k+1} < d < \frac{1}{k}$ and either $k < 1$ or $(1 < k < \frac{1}{2}(1 + \sqrt{5}) \wedge 0 < q < \frac{-k^2+k+1}{k} \wedge 0 < h < \frac{-k^2-kq+k+1}{k^3-kq})$

Endogenous cultural types

The socialization payoffs are:

$$\Delta U^a = -k\sigma^a + dk\sigma^v + \frac{1}{2}k^2\sigma^{2v} + k\sigma^v(1 - k\sigma^v) \quad (20)$$

$$= \frac{k(2(d - hk)((h - 1)kq + k + 1) - k)}{2((h - 1)kq + k + 1)^2} \quad (21)$$

$$\Delta U^v = k\sigma^a - \frac{1}{2}k^2\sigma^{2v} - k\sigma^v(1 - k\sigma^v) \quad (22)$$

$$= \frac{k^2(2h((h - 1)kq + k + 1) + 1)}{2((h - 1)kq + k + 1)^2} \quad (23)$$

We can apply the intermediate value theorem provided ΔU^a does not become negative. $\Delta U^a(q = 0) = -\frac{k(2(k+1)(hk-d)+k)}{2(k+1)^2}$. If $h < \frac{1}{2}$, this is positive under the condition $\frac{hk^2+k}{hkq-kq+k+1} < d$. So for h small enough we get an interior solution for $\alpha < 0$.

It is not possible to obtain analytical results in the case of q endogenous. Nevertheless, numerical simulations reveal a picture very similar to the one described in the case of interior solution, in the main text. Specifically, the magnitude of α is crucial to determine the effect of an increase in homophily, as illustrated in Figure 8. Again, the main mechanism through which homophily acts is via the increased length of the outbreak, as measured by the leading eigenvalue, as shown in Figure 9.

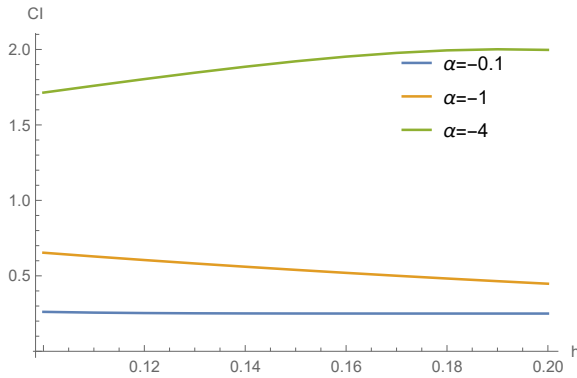


Figure 8: Cumulative infection as function of homophily in the equilibrium where $x^a = 0$. The other parameters are set at $k = 1$, $d = 0.6$, $\mu = 0.7$, $\rho_0^a = \rho_0^v = 0.1$.

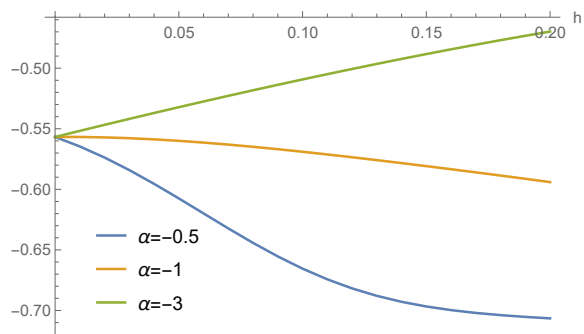


Figure 9: Eigenvalues in the equilibrium where $x_a = 0$. The other parameters are set at $k = 1$, $d = 0.6$, $\mu = 0.7$, $\rho_0^a = \rho_0^v = 0.1$

C Endogenous groups

C.1 A simple model of intragenerational cultural transmission

In this section we illustrate how equation (1) with $\alpha = -1$ can arise from a simple adaptation of the [Bisin and Verdier \(2001\)](#) model to an intragenerational context.

At each time period, each agent meets another agent selected randomly. When they meet, they are assigned two roles: the *influencer* and the *target*. The incentive for the influencer is based only on *other-regarding* preferences, for two reasons: it is consistent with some survey evidence ([Kümpel et al. 2015](#), [Walsh et al. 2004](#)), and in this economy every agent has negligible impact on the spread of the disease, so socialization effort cannot be driven by the desire to minimize the probability of infection, or similar motivations. The timing of the model is as follows.

- Before the matching, agents choose a **proselitism effort** level τ_t^a, τ_t^v ;
- When 2 agents meet, if they share the same cultural trait nothing happens. Otherwise, one is selected at random with probability $\frac{1}{2}$ to exert the effort and try to have the other change cultural trait.

The fraction of cultural types evolves according to:

$$q_{t+1}^a = q_t^a P_t^{aa} + (1 - q_t^a) P_t^{va}, \quad (24)$$

where the transition rate P_t^{aa} is the probabilities that an agent a is matched with another agent who, next period, results to be of type a and P_t^{va} is the probabilities that an agent v is matched with another agent who, next period, results to be of type a . These probabilities are determined by efforts according to the following rules:

$$P_t^{aa} = \tilde{q}_t^a + (1 - \tilde{q}_t^a) \frac{1}{2} + (1 - \tilde{q}_t^a) \frac{1}{2} (1 - \tau_t^v), \quad (25)$$

$$P_t^{va} = \frac{1}{2} (1 - \tilde{q}_t^a) \tau_t^v, \quad (26)$$

(P_t^{vv} and P_t^{av} are defined similarly) which yield the following discrete time dynamics:

$$\Delta q_t^a = q_t^a (1 - q_t^a) (1 - h) \Delta \tau_t, \quad (27)$$

where $\Delta \tau_t := \tau_t^a - \tau_t^v$.

Effort has a psychological cost, which, as in [Bisin and Verdier \(2001\)](#), we assume quadratic. Hence, agents at the beginning of each period (before the matching happens) solve the following problem:

$$\max_{\tau_t^a} \underbrace{-\frac{(\tau_t^a)^2}{2}}_{\text{cost of effort}} + \underbrace{q_t^a U_t^{a \rightarrow a} + (1 - q_t^a) \frac{1}{2} (\tau_t^a U_t^{a \rightarrow a} + (1 - \tau_t^a) U_t^{a \rightarrow v})}_{\text{expected social payoff}}, \quad (28)$$

which yields as a solution:

$$\tau_t^a = (1 - q_t^a) \underbrace{(U_t^{a \rightarrow a} - U_t^{a \rightarrow v})}_{\text{"cultural intolerance"}}, \quad (29)$$

$$\tau_t^v = (1 - q_t^v) (U_t^{v \rightarrow v} - U_t^{v \rightarrow a}). \quad (30)$$

Hence, the dynamics implied by our assumptions is:

$$\Delta q_t^a = q_t^a (1 - q_t^a) ((1 - q_t^a) \Delta U^a - q_t^v \Delta U^v). \quad (31)$$

The steady state of this dynamics is determined by the equation:

$$(1 - q_t^a) \Delta U^a = q_t^v \Delta U^v \quad (32)$$

which is precisely the steady state implied by (1) when $\alpha = -1$.

C.2 Socialization payoffs

We have:

$$U^{v \rightarrow v} = - \int_0^{k \cdot \sigma_v} c \, dc - \int_{k \cdot \sigma_v}^1 (k \cdot \sigma_v) \, dc ; \quad (33)$$

$$U^{a \rightarrow a} = - \int_0^{k \cdot \sigma_a - d} (c + d) \, dc - \int_{k \cdot \sigma_a - d}^1 (k \cdot \sigma_a) \, dc ; \quad (34)$$

$$U^{v \rightarrow a} = - \int_0^{k \cdot \sigma_a - d} c \, dc - \int_{k \cdot \sigma_a - d}^1 (k \cdot \sigma_a) \, dc ; \quad (35)$$

$$U^{a \rightarrow v} = - \int_0^{k \cdot \sigma_v} (c + d) \, dc - \int_{k \cdot \sigma_v}^1 (k \cdot \sigma_v) \, dc . \quad (36)$$

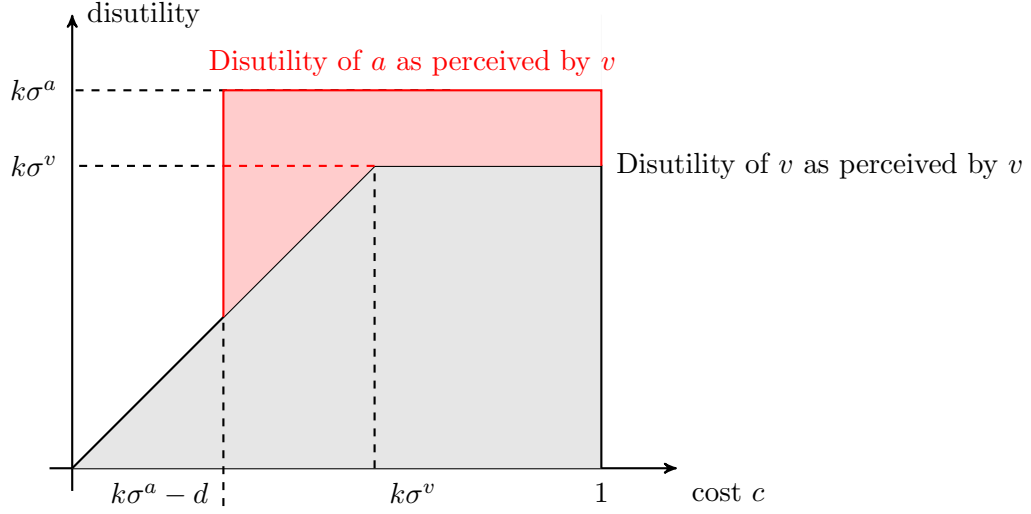


Figure 10: Composition of ΔU^v . The area below the black line is $U^{v \rightarrow v}$, the area below the red line is $U^{v \rightarrow a}$, ΔU^v is the red area.

Integration and the use of 10 yields:

$$\Delta U^a = \frac{1}{2}(x_v - x_a)^2 - (d - (x_v - x_a))(1 - x_v) \quad (37)$$

$$= \frac{d(d(-2(h-1)hk^2q + k + 1) - 2hk(hk + 1))}{2(k+1)(hk+1)^2} \quad (38)$$

$$\Delta U^v = \frac{1}{2}(x_v - x_a)^2 + (d - (x_v - x_a))(1 - x_a) \quad (39)$$

$$= \frac{d(d(2hk((h-1)kq + k + 1) + k + 1) + 2hk(hk + 1))}{2(k+1)(hk+1)^2} \quad (40)$$

Figure 10 shows the composition of $\Delta U^v = U^{v \rightarrow v} - U^{v \rightarrow a}$. It is the analogous of Figure 1 for ΔU^a .

D Proofs

Proof or Result 1

Proof. To analyze stability, we need to identify the values of parameters for which the Jacobian matrix of the system is negative definite when calculated in $(0, 0)$. The matrix is:

$$\mathbf{J} = \begin{pmatrix} (1 - x_a)\tilde{q}^a - \mu & (x_a - 1)(\tilde{q}^a - 1) \\ (x_v - 1)(\tilde{q}^v - 1) & (1 - x_v)\tilde{q}^v - \mu \end{pmatrix}$$

We can directly compute the eigenvalues, which are:

$$\begin{aligned} e_1 &= \hat{\mu} - \mu \\ e_2 &= \hat{\mu} - \mu - \Delta. \end{aligned}$$

where $\hat{\mu} := \frac{1}{2}(T + \Delta) \in [0, 1]$, $T := \tilde{q}^a(1 - x^a) + \tilde{q}^v(1 - x^v)$, and $\Delta := \sqrt{T^2 - 4h(1 - x^a)(1 - x^v)}$.

The eigenvalues are real and distinct because, given $(x + y)^2 > 4xy$ whenever $x \neq y$, we get

$$\Delta^2 = T^2 - 4h(1 - x^a)(1 - x^v) \geq 4\tilde{q}^a(1 - x^a)\tilde{q}^v(1 - x^v) - 4h(1 - x^a)(1 - x^v)$$

Now $\tilde{q}^a\tilde{q}^v = h^2 + h(1 - h) + (1 - h)^2q(1 - q) \geq h$, so we conclude $\Delta^2 > 0$.

Since eigenvalues are all distinct, the matrix is diagonalizable, and it is negative definite whenever the eigenvalues are negative. Inspecting the expression, this happens whenever $\mu > \hat{\mu}$. □

Cumulative infection

Lemma 1. *Let (ρ_0^a, ρ_0^v) be the infected share for each group at the outbreak. Then in the linearized approximation around the $(0, 0)$ steady state:*

$$CI^a = \frac{2[\rho_0^a(\mu - (1 - x^v)\tilde{q}^v) + \rho_0^v(1 - x^a)(1 - \tilde{q}^a)]}{(T - 2\mu - \Delta)(T - 2\mu + \Delta)}; \quad (41)$$

$$CI^v = \frac{2[\rho_0^a(1 - x^v)(1 - \tilde{q}^v) + \rho_0^v(\mu - (1 - x^a)\tilde{q}^a)]}{(T - 2\mu - \Delta)(T - 2\mu + \Delta)}; \quad (42)$$

$$CI = \frac{2[\rho_0^a(\mu + (1 - x^v)(1 - 2\tilde{q}^v)) + \rho_0^v(\mu + (1 - x^a)(1 - 2\tilde{q}^a))]}{(T - 2\mu - \Delta)(T - 2\mu + \Delta)}. \quad (43)$$

Proof. The linearized dynamics is:

$$\begin{aligned} \dot{d\rho}(t) &= Md\rho(t) \\ d\rho(0) &= \rho_0 \end{aligned}$$

where $\rho_0 = (\rho_0^a, \rho_0^v)$, and:

$$\begin{aligned} M_{11} &= \frac{1}{\Delta} e^{\frac{1}{2}t(T-2\mu)} \left(\sinh\left(\frac{\Delta t}{2}\right) \left(-x^a \tilde{q}^a + \tilde{q}^a - \mu + \frac{1}{2}(2\mu - T) \right) + \frac{1}{2} \Delta \cosh\left(\frac{\Delta t}{2}\right) \right) \\ M_{12} &= \frac{1}{\Delta} (1 - x^a) (1 - \tilde{q}^a) \sinh\left(\frac{\Delta t}{2}\right) e^{\frac{1}{2}t(T-2\mu)} \\ M_{21} &= \frac{1}{\Delta} (1 - x^v) (1 - \tilde{q}^v) \sinh\left(\frac{\Delta t}{2}\right) e^{\frac{1}{2}t(T-2\mu)} \\ M_{22} &= \frac{1}{\Delta} e^{\frac{1}{2}t(T-2\mu)} \left(\sinh\left(\frac{\Delta t}{2}\right) \left(-x^v \tilde{q}^v + \tilde{q}^v - \mu + \frac{1}{2}(2\mu - T) \right) + \frac{1}{2} \Delta \cosh\left(\frac{\Delta t}{2}\right) \right) \end{aligned}$$

The cumulative infection in time in the two groups can be calculated analytically by integration, since it is just a sum of exponential terms. Integration yield, for CI^v :

$$\begin{aligned} CI^v &= \int_0^\infty d\rho^v(t) dt \\ &= \frac{2(\rho_0^a (1 - x^v) (1 - \tilde{q}^v) + \rho_0^v (\mu - (1 - x^a) \tilde{q}^a))}{(-\Delta - 2\mu + T)(\Delta - 2\mu + T)} + \\ &\quad \lim_{t \rightarrow \infty} e^{\frac{1}{2}t(T-2\mu)} \left(2\Delta \cosh\left(\frac{\Delta t}{2}\right) (\rho_0^a (x_v - 1) (\tilde{q}^v - 1) + \rho_0^v ((1 - x_v) \tilde{q}^v + \mu - T)) + \right. \\ &\quad \left. \sinh\left(\frac{\Delta t}{2}\right) (\rho_0^v ((T - 2\mu) (2(x_v - 1) \tilde{q}^v + T) + \Delta^2) - 2\rho_0^a (T - 2\mu) (x_v - 1) (\tilde{q}^v - 1)) \right) \end{aligned}$$

and the limit is zero if $\mu > \hat{\mu}$ because the leading term is $Exp\left(\frac{1}{2}t(T - 2\mu) + \frac{\Delta}{2}\right) = \hat{\mu} - \mu$. An analogous reasoning for CI^a yields:

$$CI^a = \int_0^\infty d\rho^a(t) dt = \frac{2(\rho_0^a (\mu - (1 - x^v) \tilde{q}^v) + \rho_0^v (1 - x^a) (1 - \tilde{q}^a))}{(-\Delta - 2\mu + T)(\Delta - 2\mu + T)} \quad (44)$$

$$CI^v = \int_0^\infty d\rho^v(t) dt = \frac{2(\rho_0^a (1 - x^v) (1 - \tilde{q}^v) + \rho_0^v (\mu - (1 - x^a) \tilde{q}^a))}{(-\Delta - 2\mu + T)(\Delta - 2\mu + T)} \quad (45)$$

The total CI in the population is $CI = q^a CI^a + (1 - q^a) CI^v$

$$CI = \frac{2}{(-\Delta - 2\mu + T)(\Delta - 2\mu + T)} (q^a (\rho_0^a (\mu - (1 - x^v) \tilde{q}^v) + \rho_0^v (1 - x^a) (1 - \tilde{q}^a)) +$$

$$\begin{aligned}
& (1 - q^a) (\rho_0^a (1 - x^v) (1 - \tilde{q}^v) + \rho_0^v (\mu - (1 - x^a) \tilde{q}^a)) \\
&= \rho_0^a \frac{2(q^a (\mu - (1 - x^v) \tilde{q}^v) + (1 - q^a) (1 - x^v) (1 - \tilde{q}^v))}{(-\Delta - 2\mu + T)(\Delta - 2\mu + T)} + \\
& \quad \rho_0^v \frac{2(q^a (1 - x^a) (1 - \tilde{q}^a) + (1 - q^a) (\mu - (1 - x^a) \tilde{q}^a))}{(-\Delta - 2\mu + T)(\Delta - 2\mu + T)}
\end{aligned}$$

□

Proofs for Result 3

First, note that $\mu > \hat{\mu}$ implies:

$$\begin{aligned}
\mu &> 1 - x_a > h(1 - x_a) \\
\mu &> 1 - x_v > h(1 - x_v) \\
\mu &> \frac{h(1 - x_a)}{1 - (1 - h)q} \\
\mu &> \frac{h(1 - x_v)}{1 - hq}
\end{aligned}$$

The expressions of the derivatives are:

$$\begin{aligned}
\frac{\partial CI^a}{\partial h} &= \frac{(q - 1) (x_a - 1) (\mu + x_v - 1) (\rho_0^a (\mu + x_v - 1) - \rho_0^v (x_a + \mu - 1))}{2(h\mu(-qx_a + x_a + qx_v - 1) + h(x_a - 1)(x_v - 1) + \mu(q(x_a - x_v) + \mu + x_v - 1))^2} \\
\frac{\partial CI^a}{\partial q^a} &= \frac{(h - 1) (x_a - 1) (h(x_v - 1) + \mu) (\rho_0^a (\mu + x_v - 1) - \rho_0^v (x_a + \mu - 1))}{2(h\mu(-qx_a + x_a + qx_v - 1) + h(x_a - 1)(x_v - 1) + \mu(q(x_a - x_v) + \mu + x_v - 1))^2} \\
\frac{\partial CI^a}{\partial x^a} &= \frac{((h - 1)q(x_v - 1) + \mu + x_v - 1) (\mu(h(q - 1) - q) (\rho_0^a - \rho_0^v) - h\rho_0^a(x_v - 1) - \mu\rho_0^v)}{2(h\mu(-qx_a + x_a + qx_v - 1) + h(x_a - 1)(x_v - 1) + \mu(q(x_a - x_v) + \mu + x_v - 1))^2} \\
\frac{\partial CI^a}{\partial x^v} &= \frac{(h - 1)(q - 1) (x_a - 1) (\mu((h - 1)q(\rho_0^v - \rho_0^a) + \rho_0^v) + h(x_a - 1)\rho_0^v)}{2(h\mu(-qx_a + x_a + qx_v - 1) + h(x_a - 1)(x_v - 1) + \mu(q(x_a - x_v) + \mu + x_v - 1))^2} \\
\frac{\partial CI^v}{\partial h} &= \frac{q(x_v - 1) (x_a + \mu - 1) (\rho_0^a (\mu + x_v - 1) - \rho_0^v (x_a + \mu - 1))}{2(h\mu(-qx_a + x_a + qx_v - 1) + h(x_a - 1)(x_v - 1) + \mu(q(x_a - x_v) + \mu + x_v - 1))^2} \\
\frac{\partial CI^v}{\partial q^a} &= \frac{(h - 1) (x_v - 1) (h(x_a - 1) + \mu) (\rho_0^a (\mu + x_v - 1) - \rho_0^v (x_a + \mu - 1))}{2(h\mu(-qx_a + x_a + qx_v - 1) + h(x_a - 1)(x_v - 1) + \mu(q(x_a - x_v) + \mu + x_v - 1))^2} \\
\frac{\partial CI^v}{\partial x_a} &= \frac{(h - 1)q(x_v - 1) (h\rho_0^a(\mu + \mu(-q) + x_v - 1) + \mu q\rho_0^a + (h - 1)\mu(q - 1)\rho_0^v)}{2(h\mu(-qx_a + x_a + qx_v - 1) + h(x_a - 1)(x_v - 1) + \mu(q(x_a - x_v) + \mu + x_v - 1))^2} \\
\frac{\partial CI^v}{\partial x_v} &= \frac{(h(q - 1) (x_a - 1) + q(-x_a) - \mu + q) (\mu((h - 1)q(\rho_0^v - \rho_0^a) + \rho_0^v) + h(x_a - 1)\rho_0^v)}{2(h\mu(-qx_a + x_a + qx_v - 1) + h(x_a - 1)(x_v - 1) + \mu(q(x_a - x_v) + \mu + x_v - 1))^2}
\end{aligned}$$

and combining them, we get:

$$\begin{aligned}\frac{\partial CI}{\partial h} &= \frac{\mu(q-1)q(x_a - x_v)(\rho_0^a(\mu + x_v - 1) - \rho_0^v(x_a + \mu - 1))}{2(h\mu(-qx_a + x_a + qx_v - 1) + h(x_a - 1)(x_v - 1) + \mu(q(x_a - x_v) + \mu + x_v - 1))^2} \\ \frac{\partial CI}{\partial q^a} &= \frac{(h-1)(\rho_0^a(\mu + x_v - 1) - \rho_0^v(x_a + \mu - 1))(h(x_a - 1)(x_v - 1) + \mu(q(x_a - x_v) + x_v - 1))}{2(h\mu(-qx_a + x_a + qx_v - 1) + h(x_a - 1)(x_v - 1) + \mu(q(x_a - x_v) + \mu + x_v - 1))^2} \\ \frac{\partial CI}{\partial x_a} &= \frac{q(h(x_v - 1) + \mu)(h\rho_0^a(\mu + \mu(-q) + x_v - 1) + \mu q\rho_0^a + (h-1)\mu(q-1)\rho_0^v)}{2(h\mu(-qx_a + x_a + qx_v - 1) + h(x_a - 1)(x_v - 1) + \mu(q(x_a - x_v) + \mu + x_v - 1))^2} \\ \frac{\partial CI}{\partial x_v} &= \frac{(q-1)(h(x_a - 1) + \mu)(\mu((h-1)q(\rho_0^v - \rho_0^a) + \rho_0^v) + h(x_a - 1)\rho_0^v)}{2(h\mu(-qx_a + x_a + qx_v - 1) + h(x_a - 1)(x_v - 1) + \mu(q(x_a - x_v) + \mu + x_v - 1))^2}\end{aligned}$$

Note that all the denominators are positive, so to control the sign from now on we focus on the numerators. In particular, recognising the numerators of the first two as precisely the terms arising in 4 we can conclude that CI is increasing in h if and only if $CI^a > CI^v$ and CI is increasing in q if and only if $CI^a > CI^v$.

If initial conditions are symmetric:

$$\begin{aligned}\frac{\partial CI^a}{\partial h} > 0 &\iff -(q-1)\rho_0^a(x_a - 1)(x_a - x_v)(\mu + x_v - 1) > 0 \\ \frac{\partial CI^a}{\partial q^a} > 0 &\iff -(h-1)\rho_0^a(x_a - 1)(x_a - x_v)(h(x_v - 1) + \mu) > 0 \\ \frac{\partial CI^a}{\partial x^a} > 0 &\iff -\rho_0^a(h(x_v - 1) + \mu)(\mu - (1-h)(1-q)(1-x_v)) > 0 \\ \frac{\partial CI^a}{\partial x^v} > 0 &\iff (h-1)(q-1)\rho_0^a(x_a - 1)(h(x_a - 1) + \mu) > 0\end{aligned}$$

Now, using the first four inequalities presented above, we can conclude that $\frac{\partial CI^a}{\partial h} > 0$, $\frac{\partial CI^a}{\partial q^a} > 0$, $\frac{\partial CI^a}{\partial x^a} < 0$ and $\frac{\partial CI^a}{\partial x^v} < 0$. Similarly, if $\rho_0^a = 0$:

$$\begin{aligned}\frac{\partial CI^a}{\partial h} > 0 &\iff -(q-1)(x_a - 1)\rho_0^v(x_a + \mu - 1)(\mu + x_v - 1) > 0 \\ \frac{\partial CI^a}{\partial q^a} > 0 &\iff -(h-1)(x_a - 1)\rho_0^v(x_a + \mu - 1)(h(x_v - 1) + \mu) > 0 \\ \frac{\partial CI^a}{\partial x^a} > 0 &\iff -(1-h)(1-q)\rho_0^v(\mu - (1-q)(1-h)(1-x_v)) > 0 \\ \frac{\partial CI^a}{\partial x^v} > 0 &\iff (h-1)(q-1)(x_a - 1)\rho_0^v(h(x_a - 1) + \mu((h-1)q + 1)) > 0\end{aligned}$$

and we conclude that $\frac{\partial CI^a}{\partial h} < 0$, $\frac{\partial CI^a}{\partial q^a} < 0$, $\frac{\partial CI^a}{\partial x^a} < 0$ and $\frac{\partial CI^a}{\partial x^v} < 0$.

If $\rho_0^v = 0$:

$$\frac{\partial CI^a}{\partial h} > 0 \iff (q-1)\rho_0^a(x_a-1)(\mu+x_v-1)^2 > 0$$

$$\frac{\partial CI^a}{\partial q^a} > 0 \iff (h-1)\rho_0^a(x_a-1)(\mu+x_v-1)(h(x_v-1)+\mu) > 0$$

$$\frac{\partial CI^a}{\partial x^a} > 0 \iff -\rho_0^a(\mu-(1-q)(1-h)(1-x_v))(h(\mu-(1-x_v))+\mu(1-h)q) > 0$$

$$\frac{\partial CI^a}{\partial x^v} > 0 \iff -(h-1)^2\mu(q-1)q\rho_0^a(x_a-1) > 0$$

and we conclude that $\frac{\partial CI^a}{\partial h} > 0$, $\frac{\partial CI^a}{\partial q^a} > 0$, $\frac{\partial CI^a}{\partial x^a} < 0$ and $\frac{\partial CI^a}{\partial x^v} < 0$.

The other cases are analogous.

Proof of Result 4

The linearized dynamics is (from Lemma 1):

$$\begin{aligned} \dot{\rho}^a &= \frac{1}{\Delta} e^{\frac{1}{2}t(T-2\mu)} \left(\sinh\left(\frac{\Delta t}{2}\right) \left(-x^a \tilde{q}^a + \tilde{q}^a - \frac{1}{2}T\right) + \frac{1}{2}\Delta \cosh\left(\frac{\Delta t}{2}\right) \right) \rho_0^a \\ &\quad + \frac{1}{\Delta} (1-x^a)(1-\tilde{q}^a) \sinh\left(\frac{\Delta t}{2}\right) e^{\frac{1}{2}t(T-2\mu)} \rho_0^v \\ \dot{\rho}^v &= \frac{1}{\Delta} (1-x^v)(1-\tilde{q}^v) \sinh\left(\frac{\Delta t}{2}\right) e^{\frac{1}{2}t(T-2\mu)} \rho_0^a \\ &\quad + \frac{1}{\Delta} e^{\frac{1}{2}t(T-2\mu)} \left(\sinh\left(\frac{\Delta t}{2}\right) \left(-x^v \tilde{q}^v + \tilde{q}^v - \frac{1}{2}T\right) + \frac{1}{2}\Delta \cosh\left(\frac{\Delta t}{2}\right) \right) \rho_0^v \end{aligned}$$

In particular, it depends on μ just through the exponential term $e^{\frac{1}{2}t(T-2\mu)}$. So we can rewrite it as:

$$\begin{aligned} \dot{\rho}^a &= e^{\frac{1}{2}t(T-2\mu)} \mathcal{A}(t) \\ \dot{\rho}^v &= e^{\frac{1}{2}t(T-2\mu)} \mathcal{V}(t) \end{aligned}$$

where $\mathcal{A}(t)$ and $\mathcal{V}(t)$ do not depend on μ . Now the discounted cumulative infection for anti-vaxxers is equal to:

$$CI^a = \int_0^\infty e^{-\beta t} e^{\frac{1}{2}t(T-2\mu)} \mathcal{A}(t) dt = \int_0^\infty e^{\frac{1}{2}t(T-2(\mu+\beta))} \mathcal{A}(t) dt$$

which is precisely the expression for the non discounted cumulative infection in a model where the recovery rate is $\mu' = \mu + \beta$.

Proof of Result 6

From the proof of Result 1, the eigenvalues are:

$$\begin{aligned} e_1 &= \hat{\mu} - \mu \\ e_2 &= \hat{\mu} - \mu - \Delta. \end{aligned}$$

Moreover, they are both decreasing in absolute value as h increases (this is easy to see for e_1 , given that $\hat{\mu}$ is positive and increases in h , but it holds also for e_2).

Proof of Proposition 1

We have:

$$\left(\frac{dCI}{dq} \right) \Big|_{h=0} = \left(\frac{\partial CI}{\partial q} \right) \Big|_{h=0} + \left(\frac{\partial CI}{\partial x^a} \frac{\partial x^a}{\partial q} + \frac{\partial CI}{\partial x^v} \frac{\partial x^v}{\partial q} \right) \Big|_{h=0}$$

The first term can be obtained setting $h = 0$ in the expressions from the proof of Result 3:

$$\left(\frac{\partial CI}{\partial q} \right) \Big|_{h=0} = \frac{(k+1)(\rho_0^a(\mu + x^v - 1) - \rho_0^v(x^a + \mu - 1))}{2(k+1)(q(x^a - x^v) + \mu + x^v - 1)^2}$$

The correction term instead is:

$$\left(\frac{\partial CI}{\partial x^a} \frac{\partial x^a}{\partial q} + \frac{\partial CI}{\partial x^v} \frac{\partial x^v}{\partial q} \right) \Big|_{h=0} = \frac{dk((q-1)\rho_0^v - q\rho_0^a)}{2(k+1)(q(x^a - x^v) + \mu + x^v - 1)^2}$$

which is negative: so endogenizing the vaccination choices always yields a smaller effect of a change in q . Moreover, if the initial conditions are symmetric the numerator of the derivative becomes:

$$(k+1)(x^v - x^a) - dk = (k+1)d - dk = d > 0$$

so CI is still increasing in q , but at a lower rate.

Similarly, the derivative with respect to h is:

$$\left(\frac{dCI}{dh} \right) \Big|_{h=0} = \left(\frac{\partial CI}{\partial h} \right) \Big|_{h=0} + \left(\frac{\partial CI}{\partial x^a} \frac{\partial x^a}{\partial h} + \frac{\partial CI}{\partial x^v} \frac{\partial x^v}{\partial h} \right) \Big|_{h=0}$$

and the correction term is null:

$$\begin{aligned} &\left(\frac{\partial CI}{\partial x^a} \frac{\partial x^a}{\partial h} + \frac{\partial CI}{\partial x^v} \frac{\partial x^v}{\partial h} \right) \Big|_{h=0} = \\ &-dkq \frac{(q-1)(\rho_0^v - q(\rho_0^v - \rho_0^a))}{2(q(x^a - x^v) + \mu + x^v - 1)^2} - dk(q-1) \frac{q(\mu q \rho_0^a - \mu(q-1)\rho_0^v)}{2\mu(q(x^a - x^v) + \mu + x^v - 1)^2} = 0 \end{aligned}$$

so the derivative is exactly the same as in Result 3.

Proof of Proposition 2

Consider the function $F(q) = q^\alpha \Delta U^a - (1-q)^\alpha \Delta U^v$. Both ΔU^a and ΔU^v are bounded from above and bounded away from 0, so when $q \rightarrow 0$ the negative term remains bounded while $q^\alpha \rightarrow \infty$ (because $\alpha < 0$). The reverse happens when $q \rightarrow 1$. By the intermediate value theorem, there exist a solution $q^* \in (0, 1)$.

Concerning stability, we can calculate the derivative of the function F :

$$\frac{dF}{dq} = \frac{d}{2(k+1)(hk+1)^2} \times$$

$$(aq^{a-1} (d(-2(h-1)hk^2q + k + 1) - 2hk(hk+1)) - 2d(h-1)hk^2(q^a + (1-q)^a) + a(1-q)^{a-1} (2d(h-1)hk^2q + d(k+1)(2hk+1) + 2hk(hk+1)))$$

If $q \rightarrow 0$, $\frac{dF}{dq} \rightarrow -\infty$, whereas if $q \rightarrow 1$ $\frac{dF}{dq} \rightarrow +\infty$, so that, by continuity, there must be a stable steady state. If $h \rightarrow 0$, $\frac{dF}{dq} \rightarrow \alpha d^2 2^{1-\alpha} < 0$, so for h in a neighborhood of 0 the steady state is unique and stable.

Proof of Proposition 3

For $h = 0$ we have that $q = \frac{1}{2}$. We can compute the derivative using the implicit function theorem. The first derivative is above. The second is

$$\frac{dF}{dh} = \frac{d}{2(k+1)(hk+1)^2} \times$$

$$dk((1-q)^a(hk(d(-(k+2)q + k + 1) - 1) + dkq - 1) - q^a(d(kq(h(k+2) - 1) + k + 1) + hk + 1))$$

so that:

$$\left. \frac{dq}{dh} \right|_{h=0} = - \frac{\frac{dF}{dh}}{\frac{dF}{dq}} = \frac{2k + dk}{\alpha(2d + 2dk)}$$

and we can see that q is always decreasing with homophily, but with a different level of intensity according to the magnitude of α .

Proof of Proposition 4

Using the implicit function theorem, we can analyze the behavior of cumulative infection for h close to 0:

$$\left. \frac{dCI}{dh} \right|_{h=0} = \frac{(k+1)}{4(dk - 2(k+1)\mu + 2)^2} \left(\frac{4(d+2)k(d\rho_0^v k + (k+1)\mu(\rho_0^a - \rho_0^v)) - \rho_0^a + \rho_0^v}{ad(k+1)} \right)$$

$$+ \frac{dk \left(\rho_0^\alpha (dk^2 + 2(k+1)\mu - 2) + \rho_0^\nu (dk(k+2) - 2(k+1)\mu + 2) \right)}{\mu}$$

With a symmetric initial condition we get:

$$\frac{dCI}{dh} \Big|_{h=0} = \frac{\rho_0^\alpha k^2 (ad^2(k+1)^2 + 2(d+2)\mu)}{2a\mu(dk - 2(k+1)\mu + 2)^2}$$

which is positive if $\alpha < \frac{-2d\mu - 4\mu}{d^2k^2 + 2d^2k + d^2}$ and negative otherwise.

References

- Alvarez-Zuzek, L. G., C. E. La Rocca, J. R. Iglesias, and L. A. Braunstein (2017). Epidemic spreading in multiplex networks influenced by opinion exchanges on vaccination. *PloS one* 12(11), e0186492.
- Ball, P. (2020). Anti-vaccine movement could undermine efforts to end coronavirus pandemic, researchers warn. *Nature*.
- Bernheim, B. D. (2009). Behavioral welfare economics. *Journal of the European Economic Association* 7(2-3), 267–319.
- Bisin, A. and T. Verdier (2001). The economics of cultural transmission and the dynamics of preferences. *Journal of Economic theory* 97(2), 298–319.
- Bisin, A. and T. Verdier (2011). The economics of cultural transmission and socialization. In *Handbook of social economics*, Volume 1, pp. 339–416. Elsevier.
- Brewer, N. T., G. B. Chapman, A. J. Rothman, J. Leask, and A. Kempe (2017). Increasing vaccination: putting psychological science into action. *Psychological Science in the Public Interest* 18(3), 149–207.
- Bricker, B. and J. Justice (2019). The postmodern medical paradigm: A case study of anti-mmr vaccine arguments. *Western Journal of Communication* 83(2), 172–189.
- Carleton, T. and K. C. Meng (2020). Causal empirical estimates suggest covid-19 transmission rates are highly seasonal. *medRxiv*.
- Coleman, J. S. (1958). Relational analysis: the study of social organizations with survey methods. *Human organization* 17(4), 28–36.
- Currarini, S., M. O. Jackson, and P. Pin (2009). An economic model of friendship: Homophily, minorities, and segregation. *Econometrica* 77(4), 1003–1045.
- Dubé, E. and N. E. MacDonald (2016). Vaccine acceptance: Barriers, perceived risks, benefits, and irrational beliefs. In *The Vaccine Book*, pp. 507–528. Elsevier.
- Edge, R., T. Keegan, R. Isba, and P. Diggle (2019). Observational study to assess the effects of social networks on the seasonal influenza vaccine uptake by early career doctors. *BMJ open* 9(8), e026997.

- Ely, J., A. Galeotti, and J. Steiner (2020). Rotation as contagion mitigation.
- Funk, S. (2017). Critical immunity thresholds for measles elimination. centre for the mathematical modelling of infectious diseases, london school of hygiene & tropical medicine.
- Galeotti, A. and B. W. Rogers (2013). Strategic immunization and group structure. *American Economic Journal: Microeconomics* 5(2), 1–32.
- Golub, B. and M. O. Jackson (2012). How homophily affects the speed of learning and best-response dynamics. *The Quarterly Journal of Economics* 127(3), 1287–1338.
- Goyal, S. and A. Vigier (2015). Interaction, protection and epidemics. *Journal of Public Economics* 125, 64–69.
- Greenberg, J., G. Capurro, E. Dubé, and S. M. Driedger (2019). Measles, mickey, and the media: Anti-vaxxers and health risk narratives during the 2015 disneyland outbreak. *Canadian Journal of Communication* 44(2), PP175–PP189.
- Izquierdo, S. S., L. R. Izquierdo, and D. López-Pintado (2018). Mixing and diffusion in a two-type population. *Royal Society Open Science* 5(2), 172102.
- Jackson, M. O. and D. López-Pintado (2013). Diffusion and contagion in networks with heterogeneous agents and homophily. *Network Science* 1(1), 49–67.
- Johnson, N. F., N. Velásquez, N. J. Restrepo, R. Leahy, N. Gabriel, S. El Oud, M. Zheng, P. Manrique, S. Wuchty, and Y. Lupu (2020). The online competition between pro-and anti-vaccination views. *Nature*, 1–4.
- Korber, B., W. Fischer, S. G. Gnanakaran, H. Yoon, J. Theiler, W. Abfalterer, B. Foley, E. E. Giorgi, T. Bhattacharya, M. D. Parker, et al. (2020). Spike mutation pipeline reveals the emergence of a more transmissible form of sars-cov-2. *bioRxiv*.
- Kümpel, A. S., V. Karnowski, and T. Keyling (2015). News sharing in social media: A review of current research on news sharing users, content, and networks. *Social media+ society* 1(2), 2056305115610141.
- Larson, H. J., A. De Figueiredo, Z. Xiahong, W. S. Schulz, P. Verger, I. G. Johnston, A. R. Cook, and N. S. Jones (2016). The state of

- vaccine confidence 2016: global insights through a 67-country survey. *EBioMedicine* 12, 295–301.
- Lieu, T. A., G. T. Ray, N. P. Klein, C. Chung, and M. Kulldorff (2015). Geographic clusters in underimmunization and vaccine refusal. *Pediatrics* 135(2), 280–289.
- Malik, A. A., S. M. McFadden, J. Elharake, and S. B. Omer (2020). Determinants of covid-19 vaccine acceptance in the us. *medRxiv*.
- Marsden, P. V. (1987). Core discussion networks of Americans. *American sociological review*, 122–131.
- McPherson, M., L. Smith-Lovin, and J. M. Cook (2001). Birds of a feather: Homophily in social networks. *Annual review of sociology* 27(1), 415–444.
- Nadeau, J. A., R. A. Bednarczyk, M. R. Masawi, M. D. Meldrum, L. Santilli, S. M. Zansky, D. S. Blog, G. S. Birkhead, and L.-A. McNutt (2015). Vaccinating my way—use of alternative vaccination schedules in new york state. *The Journal of pediatrics* 166(1), 151–156.
- Nyhan, B. and J. Reifler (2015). Does correcting myths about the flu vaccine work? an experimental evaluation of the effects of corrective information. *Vaccine* 33(3), 459–464.
- Nyhan, B., J. Reifler, S. Richey, and G. L. Freed (2014). Effective messages in vaccine promotion: a randomized trial. *Pediatrics* 133(4), e835–e842.
- Nyhan, B., J. Reifler, and P. A. Ubel (2013). The hazards of correcting myths about health care reform. *Medical care*, 127–132.
- Pachetti, M., B. Marini, F. Benedetti, F. Giudici, E. Mauro, P. Storici, C. Masciovecchio, S. Angeletti, M. Ciccozzi, R. C. Gallo, et al. (2020). Emerging sars-cov-2 mutation hot spots include a novel rna-dependent-rna polymerase variant. *Journal of Translational Medicine* 18, 1–9.
- Pananos, A. D., T. M. Bury, C. Wang, J. Schonfeld, S. P. Mohanty, B. Nyhan, M. Salathé, and C. T. Bauch (2017). Critical dynamics in population vaccinating behavior. *Proceedings of the National Academy of Sciences* 114(52), 13762–13767.
- Panebianco, F. and T. Verdier (2017). Paternalism, homophily and cultural transmission in random networks. *Games and Economic Behavior* 105, 155–176.

- Phadke, V. K., R. A. Bednarczyk, D. A. Salmon, and S. B. Omer (2016). Association between vaccine refusal and vaccine-preventable diseases in the united states: a review of measles and pertussis. *Jama* 315(11), 1149–1158.
- Rey, D., L. Fressard, S. Cortaredona, A. Bocquier, A. Gautier, P. Peretti-Watel, P. Verger, et al. (2018). Vaccine hesitancy in the french population in 2016, and its association with vaccine uptake and perceived vaccine risk–benefit balance. *Eurosurveillance* 23(17).
- Robison, S. G., H. Groom, and C. Young (2012). Frequency of alternative immunization schedule use in a metropolitan area. *Pediatrics* 130(1), 32–38.
- Seow, J., C. Graham, B. Merrick, S. Acors, K. J. Steel, O. Hemmings, A. O’Byrne, N. Kouphou, S. Pickering, R. Galao, et al. (2020). Longitudinal evaluation and decline of antibody responses in sars-cov-2 infection. *medRxiv*.
- Silverman, R. D. and Y. T. Yang (2019). Lessons from california’s discipline of a popular physician for vaccination exemptions without medical cause. *JAMA pediatrics* 173(2), 121–122.
- Smith, P. J., S. G. Humiston, E. K. Marcuse, Z. Zhao, C. G. Dorell, C. Howes, and B. Hibbs (2011). Parental delay or refusal of vaccine doses, childhood vaccination coverage at 24 months of age, and the health belief model. *Public health reports* 126(2_suppl), 135–146.
- Trentini, F., P. Poletti, S. Merler, and A. Melegaro (2017). Measles immunity gaps and the progress towards elimination: a multi-country modelling analysis. *The Lancet Infectious Diseases* 17(10), 1089–1097.
- Velásquez-Rojas, F. and F. Vazquez (2017). Interacting opinion and disease dynamics in multiplex networks: discontinuous phase transition and nonmonotonic consensus times. *Physical Review E* 95(5), 052315.
- Verger, P., L. Fressard, F. Collange, A. Gautier, C. Jestin, O. Launay, J. Raude, C. Pulcini, and P. Peretti-Watel (2015). Vaccine hesitancy among general practitioners and its determinants during controversies: a national cross-sectional survey in france. *EBioMedicine* 2(8), 891–897.
- Walsh, G., K. P. Gwinner, and S. R. Swanson (2004). What makes mavens tick? exploring the motives of market mavens’ initiation of information diffusion. *Journal of Consumer Marketing* 21(2), 109–122.

Wang, Z., M. A. Andrews, Z.-X. Wu, L. Wang, and C. T. Bauch (2015). Coupled disease–behavior dynamics on complex networks: A review. *Physics of life reviews* 15, 1–29.

Weibull, J. W. (1997). *Evolutionary game theory*. MIT press.

Yaqub, O., S. Castle-Clarke, N. Sevdalis, and J. Chataway (2014). Attitudes to vaccination: a critical review. *Social science & medicine* 112, 1–11.