

A Reference Software Architecture for Social Robots

Luigi Asprino · Paolo Ciancarini ·
Andrea Giovanni Nuzzolese · Valentina
Presutti · Alessandro Russo

Received: date / Accepted: date

Abstract Social Robotics poses tough challenges to software designers who are required to take care of difficult architectural drivers like acceptability, trust of robots as well as to guarantee that robots establish a personalised interaction with their users. Moreover, in this context recurrent software design issues such as ensuring interoperability, improving reusability and customizability of software components also arise.

Designing and implementing social robotic software architectures is a time-intensive activity requiring multi-disciplinary expertise: this makes difficult to rapidly develop, customise, and personalise robotic solutions.

These challenges may be mitigated at design time by choosing certain architectural styles, implementing specific architectural patterns and using particular technologies.

Leveraging on our experience in the MARIO project, in this paper we propose a series of principles that social robots may benefit from. These principles

L. Asprino
FICLIT, University of Bologna, via Zamboni, 32 - 40126 - Bologna
STLab (ISTC-CNR), Via San Martino della Battaglia, 44, 00185 Rome, Italy
E-mail: luigi.asprino@unibo.it

A. G. Nuzzolese · A. Russo
STLab (ISTC-CNR), Via San Martino della Battaglia, 44, 00185 Rome, Italy
E-mail: andreagiovanni.nuzzolese@cnr.it
E-mail: alessandro.russo@istc.cnr.it

P. Ciancarini
DISI, University of Bologna, Mura Anteo Zamboni, 7, 40126 Bologna, Italy
Innopolis University, Russian Federation
E-mail: paolo.ciancarini@unibo.it

V. Presutti
LILEC, University of Bologna, Via Cartoleria 5, Bologna, Bologna, Italy
STLab (ISTC-CNR), Via San Martino della Battaglia, 44, 00185 Rome, Italy
E-mail: valentina.presutti@unibo.it

lay also the foundations for the design of a reference software architecture for Social Robots. The ultimate goal of this work is to establish a common ground based on a reference software architecture to allow to easily reuse robotic software components in order to rapidly develop, implement, and personalise Social Robots.

Keywords Social Robots Design · Software Architectures · Architectural Patterns · Interoperability · Ontologies · Linked Open Data

1 Software Design in Social Robotics

Social Robots [12, 19, 30, 38, 35, 42] are autonomous embodied agents that interact, collaborate, communicate with humans, by following the behavioral norms expected by people with whom robots are intended to interact. Several definitions have been proposed for the term “social robot”, but all of them broadly agree that a social robot has the following characteristics: (i) *Physical embodiment*, i.e. a social robot has a physical body; (ii) *Sociality*, i.e. a social robot is able to interact with people by showing human-like features while following the social rules (defined through society) attached to its role; (iii) *Autonomy*, i.e. a social robot makes decisions by itself (the autonomy is sometimes limited in testing phase, like in the Wizard of Oz experimental setting [54, 72]). Social robots provide valuable solutions for domains, such as education [55] or healthcare [21], where robots must have social skills to establish and preserve social relationships (even if their domain is dominated by non-social activities) [29].

Social Drivers. In order to make robots able to establish social relationships, they must be designed so to favor *acceptability*, *trust* and to guarantee a *personalized interaction* with their users. *Acceptability* is described as the “the demonstrable willingness within a user group to employ technology for the tasks it is designed to support” [34]. *Trust* is defined as “a belief, held by the trustor, that the trustee will act in a manner that mitigates the trustors risk in a situation in which the trustor has put its outcomes at risk” [79]. Humans assess the reliability of a relation when interacting with another agent, hence it becomes critical for robots to act in a way to create and maintain a trusted relation. No matter how capable is an embodied agent, since its actions may entail risk for its users, they do not interact with it if they do not trust it. To be accepted to our society robots must show that they are worthy of trust [58].

A few studies [59, 48] have demonstrated that the ability of robots of personalising the interaction with their users is one of the key features that reinforces people’s rapport, cooperation, and engagement with a robot. Robots able to personalise the social interactions adapt their behavior and interaction policy in order to accommodate user preferences, needs, and emotional and psychological state.

Moreover, there exists a variety of challenges that arises in the implementation of a (social) robotics solution [1]: (i) How to guarantee the syntactic

and semantic interoperability of data exchanged by software artifacts running on a robotic platform? (ii) How to integrate and ease the deployment of software modules in robotic architecture? (iii) How to ease the customization of robot's behavior? (iv) How to enhance the reusability of software components in robot's architectures?

Contributions. Physical body, hardware and software components contribute to the development of robot social skills and have a role in mitigating these social robotics' challenges, and establishing and favoring the human-robot interaction [32, 52]. In this paper we will focus on robot's software layer by investigating how to organise software components in order to facilitate the development of robot's social skills as well as to enable robots to carry out a personalised interaction with their users and to increase acceptability, trust, and sociability. Specifically, we discuss how the design of the software architecture of the social robots may benefit of well-known architectural patterns and established technologies. We claim that the design of the robot's software architecture may mitigate common challenges for social robotics at design time. Moreover, we propose a reference software architecture for Social Robots that, in our opinion, may favor of the reuse of established technologies and standardised software components thus streamlining the development of social robotics solutions. This architecture: (i) defines a common vocabulary that may facilitate the communications among software designers; (ii) serves as a template for developing systems; (iii) provides a generalization of 24 existing robotics solutions. Finally, the architecture is aimed at: (i) easing *customizability* and *extensibility* of robot's behavior and social skills; (ii) guaranteeing *explainability* and *predicatability* of robot's decisions; (iii) improving both inner (among architectural components) and outer (with external entities) *interoperability*; (iv) enabling a *rapid prototyping* of robotic applications; (v) enhancing *reusability* of architectural components.

Design Methodology. The proposed architecture has been developed with a bottom-up approach. We have elicited a set of (general) architectural drivers (cf. Section 3) from the (local) use cases [16] defined in the context of a Socially Assistive Robotics project (cf. Section 6) [63]. This generalization was aimed at formulating the architectural drivers in a way to capture major challenges for software architecture design in Social Robotics. The drivers led us to the selection of a set of architectural principles, namely architectural styles and patterns, that Social Robotics architectures may benefit from. Furthermore, in order to generalize the design of the architecture we have analysed 24 Social Robotics solutions in order to characterise a reference architecture for a Social Robot. Finally, drivers and principles have guided the design of the architecture presented in Section 5. As a result, the architecture proposed in Section 5 is an instance of the reference architecture of a Social Robot discussed in Section 2 that also follows the architectural drivers elicited in Section 3 and the architectural principles of Section 4. Finally, this paper discusses the imple-

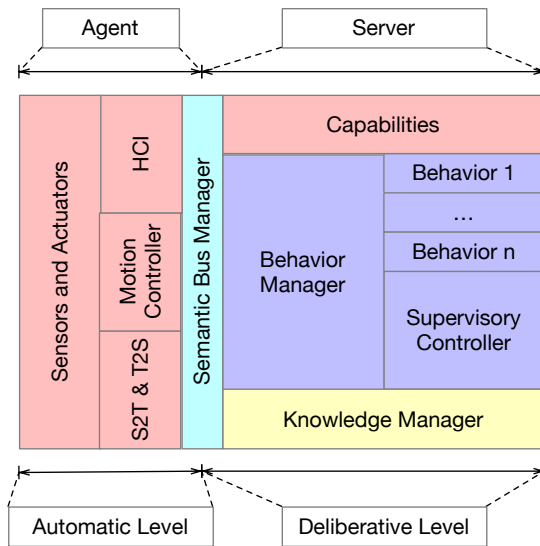


Fig. 1 Reference Architecture of a Social Robot.

mentation of the proposed architecture in the context of the MARIO project (cf. Section 6).

Outline. The rest of the paper is organised as follows. An overview of the existing software architectures of the existing social robots is provided in Section 2. Section 3 discusses the drivers that guided the design of the architecture. A set of architectural and technological choices meeting the aforementioned drivers are presented in Section 4. Section 5 describes the proposed architecture and Section 6 gives an insight of how the architecture has been implemented in MARIO. Finally, Section 7 concludes the paper and outlines the future work.

2 Commonalities of Software Architectures for Social Robots

Despite the different application domains and the intended functions, software architectures of Social Robots have a common underlying structure. This common underlying structure has been synthesized in the Reference Architecture showed in Figure 1. This architecture is the result of the analysis of 24 papers describing social robotics systems [17, 23, 24, 25, 28, 39, 33, 40, 47, 49, 50, 51, 53, 57, 61, 60, 66, 70, 74, 75, 77, 78, 82, 84] and it also leverages on our experience in the MARIO project [63].

These works have been selected with Systematic Mapping Study (SMS) method [69] that comprises three steps:

- (i) *Planning a study.* The research questions that guided this study have been already discussed and discussed in Section 1;

- (ii) *Data collection.* We have enriched the collection of 10 papers identified in a previous analysis [4] with a systematic analysis of all the issues of the International Journal of Social Robotics (IJSR). We analysed IJSR papers in order to select all the papers presenting social robotics solutions. This first selection which resulted in 23 papers considered papers' title and abstract only. A further deeper analysis of these papers was needed in order to keep only papers presenting architectural design of the robot. This step restricted the set of papers of IJSR papers to 11. Additional 3 papers were identified by analysing the references of the selected papers.
- (iii) *Analysing the results.* The analysis of the selected 24 papers is presented in this section.

All of the existing architectures define a layering of their components. Almost all of them differentiate the robot's "deliberative" from the "automatic" level (terminology borrowed from [11]). The former is meant to decide the next actions the robot has to perform. The latter allows the robot to perceive the environment through its sensors (such as lasers, cameras, touch sensors, microphones etc.), to manage the actuators (e.g. wheels engines, speakers etc.) and to provide other basic facilities such as: speech to text (S2T), text to speech (T2S), motion controller and HCI (the human control interface, i.e. a software component that provides a set of APIs that are meant to manage embodied devices, such as a tablet or buttons, that can be used by users to command the robot). Software components running on the automatic level are often provided by the standard development kit of robots.

An alternative terminology, proposed by Wood et al. [82], separates sensors, which constitute the "sense" layer, from actuators, which form the "act" layer, and the deliberative layer is called "think" layer.

Although most of the systems run entirely on robot, there also exist examples of distributed robotic architectures, such as [17, 57, 61], in which the deliberative layer is hosted on a remote server and the automatic runs on the robot. In such architectures the deliberative layer can also control multiple robots at the same time.

Deliberative and automatic layers usually communicate through a semantic bus. A semantic bus manager is a software component implementing the publish/subscribe pattern for supporting a loosely coupled communication throughout the system (e.g. topics in ROS [71]). The semantic bus manager allows software component to establish semantic buses that are N-to-N communication channels in which strictly-typed messages flow from the publishers to the subscribers of the channel.

Peculiarities of individual systems apart, all the architectures broadly converge on a deliberative layer constituted by a *Behavior Manager*, a *Knowledge Base Manager*, a set of predefined *Behaviors*, a set of *Capabilities* (also called *Skills*) and, if necessary, a *Supervisory Controller*. The Behavior Manager is a software component that gathers information from perceptual components and knowledge base in order to decide the next actions the robot has to perform. Specifically, it detects from the acquired information the current state

of the world and then it activates one of its predefined Behaviors. A Behavior is a procedure that makes the robot perform actions (e.g. movements, reproducing sounds etc.). Examples of Behaviors are entertain the user, reminding something, charging its battery etc.

Some existing architectures [24, 49, 70] distinguish general purpose functional capabilities of robots from their behavioral capabilities. In such architectures functional capabilities used by multiple behaviors (such as face detection, person tracking, dialogue managing etc.) form a layer apart that enables the reuse of capabilities among Behaviors. These capabilities complement basic functionalities provided (such as S2T, T2S, HCI, Motion controller etc.) usually provided by the agent.

A Knowledge Manager is a software component that provides APIs to store information for supporting the robot’s behaviors, tracing the users’ activities or preferences, and collecting from the operating environment (e.g. maps). Many existing architectures [23, 24, 28, 39, 40, 57, 61, 78, 70] have a centralized Knowledge Base (sometimes articulated into two databases, such as [61]) all the components can contribute to/benefit from.

Some architectures, such as [23, 24, 39], explicitly define a Supervisory Controller that enables to remotely govern the robot. Such an interface is part of one of the most common HRI experimental techniques called Wizard of Oz [54, 72]. In this setting subjects interacting with the robot believe that it is autonomous but it is actually being operated by an unseen human being.

3 Architectural Drivers

In this section we introduce the main drivers that lead the design of the proposed architecture. We classified the drivers in functional, presented in Section 3.1, and non-functional, discussed in Section 3.2.

3.1 Functional Drivers

Functional drivers are defined as capabilities that must be met by a system in order to satisfy a form of request. Therefore, functional drivers may vary a lot depending on the objectives of the specific system. In this section we discuss the general functional drivers that a social robot should meet.

Perceiving/Interacting/Motioning within the Environment. A social robot should be able to perceive, to move itself within and physically interact with its operating environment [83]. These drivers *must* be met by all embodied agents that need to interact with their operating environment through their physical body, such as mobile robots or service robots. However, a social robot may overlook these drivers if the interaction with humans is limited to non-physical languages (e.g. spoken language) and if it does not need to perceive the external environment. Examples of this kind of robots are the personal assistants (e.g. Amazon Echo, Google Home etc.).

Interacting with Humans. Interaction between robots and humans may take several forms depending on human-robot proximity (cf. [52]). For a social interaction it is important that humans and the robots are co-located in the same environment. Within the same environment the interaction may require mobility, physical manipulation, cognitive (e.g. natural language understanding) or emotional (e.g. emotion recognition) abilities. Here, we stress on the most important abilities that enable interaction with humans and increase the social acceptability of social robots.

Dialoguing is a form of interaction where two or more parties communicate. There are two main forms of human-robot dialogue *verbal* and *non-verbal*. social robots should be able to interact with humans using natural language (i.e. verbal communication). Natural language dialoguing involve capabilities related to speech and natural language processing such as: (i) *Speech recognition*, i.e. the ability of recognizing and translating spoken language into digital-encoded text; (ii) *Natural language understanding* (also called machine reading), i.e. the ability of understanding the meaning of the text and transforming the meaning to a formal structured representation that can be interpreted by machines; (iii) *Dialogue managing*, i.e. the ability of keeping the history and state of a dialog, managing the general flow of the conversation and formulating the semantic representation of the robot's utterances; (iv) *Natural language generation*, i.e. the ability of generating natural language text from a semantic representation of the utterance; (v) *Speech Synthesis*, i.e. the ability of converting the natural language text into speech.

Non-verbal interaction include the use natural cues (e.g. gaze, gestures, body positioning etc.). The use of basic cues can bootstrap a person's ability of developing a social relationship with a robot [36]. For example, facial gestures [20] and motion behaviors [37] may facilitate to develop a social relationship with a robot.

Emotions play a significant role in facilitating human-robot interaction (e.g. [67, 22]). Therefore, it is important that a social robot is able to recognize and identify emotions in humans, and to express emotions.

Learning and Memorising Knowledge. In order to increase its social acceptability and to evolve its social skills, a social robot must be able to learn (e.g. facts, rules, norms etc.) [31]. Continuously evolving the robot's knowledge is useful for adapting the robot's behavior in order to accommodate humans' requests in a way they expect.

3.2 Non-Functional Drivers

Non-Functional Drivers specify general properties of a system, rather than its specific functional behavior. This section summarizes the general non-functional requirements that a social robot should meet.

Flexibility/Modifiability/Extensibility. One of the major challenges in robotics concerns the design of software architectures to support the development of the robot behaviors as plug and play applications [26]. The robot software architecture should offer an extensibility mechanism to support the composition of new robot behaviors by combining the existing ones as building blocks. The requirements of flexibility, modifiability and extensibility of the software architecture is even stronger for social robotics applications. In fact, social robotics applications might involve a wide variety of components ranging from the component that controls the wheel engines (i.e. components that directly access to the robot's hardware) to the component aimed at understanding what the user says (i.e. components that perform high-level tasks). Moreover, extensibility of robot's behavior makes sure that the robot is able to easily extend its capabilities to meet users' requirements, thus increasing its acceptability.

Customizability. Customizing robot's behavior and social skills on the basis of users' needs is crucial in order to improve robot acceptability [10, 41]. Therefore, robotic software applications should either provide an easy customization interface available for behavior's designers or guarantee that the robot is able to autonomously learn how to modify its behavior to meet the user needs.

Predictability. To instill trust to its users, a robot must be able to explain and justify its actions, and its behavior should be predictable. Without a satisfactory explanation for robots' actions, users are not able to assess robots' decisions thus reducing its trustworthiness [2].

Interoperability. Generally speaking, interoperability is the ability of a system to interact and work together with other systems [80]. In order to interoperate, the systems have to agree on a common data format, an unambiguous meaning for the exchanged data, and a protocol for exchanging information. In robotics we can distinguish two kinds of interoperability: *inner* and *outer*. The *inner interoperability* is defined as the ability of a software component to interoperate with another component running on the same robot. The *outer interoperability* is the ability of a robot (i.e. one of its software component) to interoperate with another robot [65]. Interoperability is not directly related to social robotics challenges but it is a transversal requirement that enables software components to be easily integrated, reused and deployed.

Rapid Prototyping and Reusability of Software Components. One of the major problems for the design of a social robot is the definition of the user requirements, which, in turn, is critical to the adoption of the robot itself. An accurate early elicitation of the requirements and early feedback on the developing robotic solution may save from costly changes in the robot design at a later stage. Similar problems are experienced by software developers which usually mitigate these issues with rapid prototyping. Rapid prototyping refers to a class of techniques that are meant to create and test system prototypes

at a very early stage with the aim of getting feedback from users as early as possible. Rapid prototyping techniques have long been adopted in robotics too (e.g. [13, 81]) and, since user experience is even more critical than other domain, we believe that rapid prototyping techniques should be extensively applied in social robotics. A common strategy to enable rapid prototyping is to compose systems by reusing off-the-shelf software components available on a trusted repository (e.g. apt or yum for Linux). Therefore, we advocate for the establishment of a repository of software components that can be easily used to quickly build robotic solutions thus letting robot designers to focus only on personalising robot's behavior. Finally, rapid prototyping is not only a matter of software but also of background knowledge. In fact, social robots need a wide range of heterogeneous background knowledge for their tasks which should be available for robots in the same way as software components are available.

4 Architectural and Technological Choices

This section provides an overview of the principles that led the design of the architecture. Firstly, we chose a robotic approach, namely *behavioral robotics*, which we consider the most appropriate to fulfill the requirements elicited in Section 3. Then, we select the architectural style, i.e. service oriented architecture, which best fits with this robotic approach. Finally, we develop the architecture by applying a set of architectural patterns (i.e. reflection, hot deployment and black board) and by selecting the most suitable technologies with respect to the requirements (semantic web, linked open data). The remaining of this section briefly presents these principles and motivates such choices.

Behavioral robotics. *Behavioral robotics* [3] is a robotic approach in which robot's behavior is built in a bottom-up fashion, starting from simple behaviors which are the basic building blocks to realise robot's behavior. Robot behaviors can run in general simultaneously and are situated (i.e. do not need of complex abstract world models to operate). Behavior-based robotics is mostly oriented to reactive behaviors in which there is a direct coupling between sensors and actuator.

The architecture presented in this article generalises the classic behavioral robotics approach by combining output of sensors with (symbolic) knowledge of the robot. Sensors' data and symbolic knowledge are combined in symbolic rules that activate robot's behaviors (not directly actuators). This strategy increases the customizability and personizability since the robot's knowledge base can store users' preferences or habits that can be used to personalise robot's behavior. Moreover, since robots behaviors are activated by symbolic rules they provide an explanation of the behavior thus favoring the predictability. Finally, this approach enhance since rapid prototyping and reusability since

behaviors, implemented as modular software components, are used as building blocks.

Service-Oriented Computing. *Service-Oriented Computing (SOC)* [68] is a computing paradigm in which services are the fundamental elements for developing applications. Services are applications that perform certain functions. A service is (i) invocable through a platform (e.g. the Web); (ii) self-contained; (iii) technology neutral; (iv) and, its behavior is described by a formal specification. Services can be easily composed in order to realise composite functions. These features make software-oriented architectures an ideal candidate to implement an architecture inspired to behavioral robotics principles. In this solution robots provide a platform able to host pluggable applications that either realise a robotic behavior or offer some functionality to other applications. Different benefits might be achieved through the adoption of software oriented principles for designing robotic software architectures. (i) SOC's neutrality with respect to a specific technology guarantees interoperability of software components. (ii) Compositionality of services ensures the rapid development of robot's behaviors.

Hot Deployment. Hot-deployable services [43] are services that can be added to or removed on-the-fly from a running server. This mechanism allows to change what is currently deployed on the platform without redeploying the whole platform. In particular, hot deployment may enable software architectures of social robots to be dynamically extended with new components or to easily customize the deployed ones.

Reflection Pattern. The *Reflection pattern* [76] provides a mechanism for dynamically changing structure and behavior of systems. This pattern splits a system into two parts. A *meta level* which provides information about system properties that makes the system self-aware of its own structure and behavior. This information is provided by the so-called *metaobjects*. A *base level* which implements upon the meta level the application logic by using metaobjects to remain independent with respect to it is likely to change. Therefore, any changing in the metaobjects (i.e. changing of the meta level) will be automatically and transparently reflected on the base level.

Behavior controllers of social robots may benefit of a reflection mechanism to dynamically extend capabilities at runtime with no need of re-deploying the whole architecture. In order to adopt this pattern the behavior controllers need to provide: (i) a *meta level* that should be aware of the robot's capabilities and should allow to dynamically add new robot's abilities (i.e. metaobjects) in form of software modules; (ii) a *base level* that provides an interface for users' requests. In this scenario user requests' would be transparently handled by using metaobjects. This solution would increase the extensibility of the software architecture.

Blackboard Systems. *Blackboard systems* [27] are systems constituted by independent components that cooperate to solve a problem using a blackboard (i.e. a shared knowledge base) as workplace for developing the solution. In these systems each component is specialized at solving a certain task of the overall problem (this realizes what is called modularization of expertise). Components are activated either when a change in the blackboard occurs (e.g. addition or removal of information) or when they receive an external events. Components are at same time contributors and beneficiary of the blackboard, namely, their behavior is influenced by the status of blackboard and they record information on the blackboard.

Software architectures of social robots may benefit of a blackboard-system-like design for several reasons. With such an architecture software components benefit from and contribute to robot's knowledge hence making robot's behavior conditioned by its knowledge. Since changing robot's knowledge would affect its behavior, this kind of architecture would increase the robot's customizability, personizability, predicability and adaptability over the time with respect to user's habits and preferences. This solution also pushes software components to adopt a shared data model, thus favoring the inner syntactic and semantic interoperability at data level. Finally, modularization is also enhanced so the rapid prototyping and the reusability of software components.

Semantic Web and Linked Open Data. The *Semantic Web* [15] is an extension of the Web aims at providing a set of standards that allows data to be shared and reused across application boundaries. The Semantic Web standards mainly include: *XML* which is a uniform data-exchange format thus providing a common syntax for exchange data; *RDF*¹ is a framework for modelling information in form of triples (i.e. subject, predicate, object); *RDFs*² provides a data-modelling vocabulary for RDF data; *OWL*³ adds constructs for describing properties and classes: among others, relations between classes (e.g. disjointness), cardinality (e.g. "exactly one"), equality, richer typing of properties, characteristics of properties (e.g. symmetry), and enumerated classes; *SPARQL*⁴ is a query language for retrieving and manipulating data store in RDF format. Linked Data is structured data that is shared across the internet using Semantic Web standards. Linked data distributed with an open licence are called Linked Open Data (LOD).

Robots' architectures can profoundly benefit of *Semantic Web* technologies and *Linked Open Data* paradigm. (i) Semantic Web standards allow to easily integrate data generated by the software components thus favoring the inner interoperability of the software architecture. (ii) Semantic Web standards favor the the predictability of the robot. (iii) Linked Data provides a mechanism that allows robots to mutually share knowledge, thus increasing outer interoperability. (iv) Linked Open Data paradigm lets to easily reuse

¹ RDF, W3C Recommendation <https://www.w3.org/TR/rdf11-concepts/>

² RDFs, W3C Recommendation <https://www.w3.org/TR/rdf-schema/>

³ OWL, W3C Recommendation <https://www.w3.org/TR/owl-ref/>

⁴ SPARQL, W3C Recommendation <https://www.w3.org/TR/rdf-sparql-query/>

existing external datasets so to bootstrap knowledge base with relevant information for robots' activities, and consequently enabling a rapid prototyping of robotic applications.

5 Architecture Design

In order to enhance the separation of concerns among components, the software architecture has been organised into four concentric layers. These layers are complemented by a cross-layers group of components that provide architecture with hot-deploy support. Software components on a layer use components of its nested layers. The outermost layer (i.e. Behaviors) acts as interface with the robot's users and the environment. Every layer can exist without the layers above it, and requires the layers inside it to function. Differently, the layer supporting the hot-deploy mechanism is used by its adjacent layers. Figure 2 depicts the architecture layering. This section provide an overview of the different concerns of the levels.

The base layer is made up of the robot's knowledge and the bus sub-levels which constitute the blackboard of the system. Software components may use knowledge base to store persistent information and the semantic bus to asynchronously exchange messages or to generate and react to events. Each of these sub-levels is split into two sub-levels, one providing the resources to be accessed (i.e. the knowledge base and the semantic bus) and the other providing the APIs to access to them. The access to blackboard level is guaranteed by the object-ontology mapping API, which provides software components with facilities for accessing the knowledge base, and the semantic bus API that allows components to create, subscribe to, or publish messages on a message queue (or topic).

Looking at the higher levels, software components are classified into behaviors and capabilities. We define capabilities as software components that give to robots human-like abilities such as: listening, speaking, understanding natural language, moving etc. These capabilities are typically domain independent and therefore such components can be re-used in different robotic applications. Similarly to [35], capabilities we classify into basic and convoluted capabilities. Basic capabilities include both the robot primitive functionalities (e.g. reproducing or capturing sounds) and basic platform services strongly related to the robot primitive functionalities (e.g. speech recognition). Convoluted capabilities are higher level functionalities (e.g. making phone calls) built on top of the basic ones. From a developer point of view, both classes of capabilities correspond to functionalities provided by the robot platform. The main difference between these two classes is that convoluted capabilities are services that can be included in the robotic platform at run-time using an hot-deploy mechanism, whereas, since typically need of hardware devices, they can only be included at design time.

Software components that belong to the behavior level are meant to implement the high level behavior of the robot. The robot's behaviors are defined

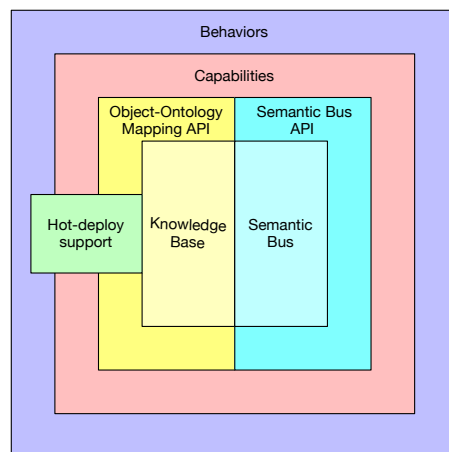


Fig. 2 The layered structure of the software architecture. It is worth noticing that the layering organization of the architecture reflects the structure of the architecture presented in Figure 1. The mapping between the two architectures is emphasized by layers' colors.

as sequences of actions performed by the robot in order to achieve a goal. An example of behavior is “entertaining the user”. This behavior might involve a series of actions such as: “approaching” and “dialoguing” to the user, “showing” videos, “reproducing” music and so on. Actions requires some robot capabilities like: “moving”, “speaking”, “listening”, “understanding”, “showing images” and so on.

Except for the base layer and the basic capabilities, each level has its own component that allow hot-deploy new components of the same level. This means that architecture enables (at running-time) to deploy new robots behaviors, new robot-capabilities (that do not require new hardware components) and to extend the structure of the knowledge base by instantiating new ontology-object mappers. This feature allows to incrementally develop the robot’s architecture.

5.1 Architectural Components

The Figure 3 shows the UML component diagram of the proposed architecture. Each box represents a software component of the architecture. The assembly connector bridges a component’s required interface, which is depicted as a socket, with the provided interface of another component which is represented by a ball. When the communication between the two components is asynchronous (namely, it is mediated by the Semantic Bus), sockets and ball are gray-highlighted. The rest of the section is dedicated to the presentation of the design of the architecture and the description of its software components.

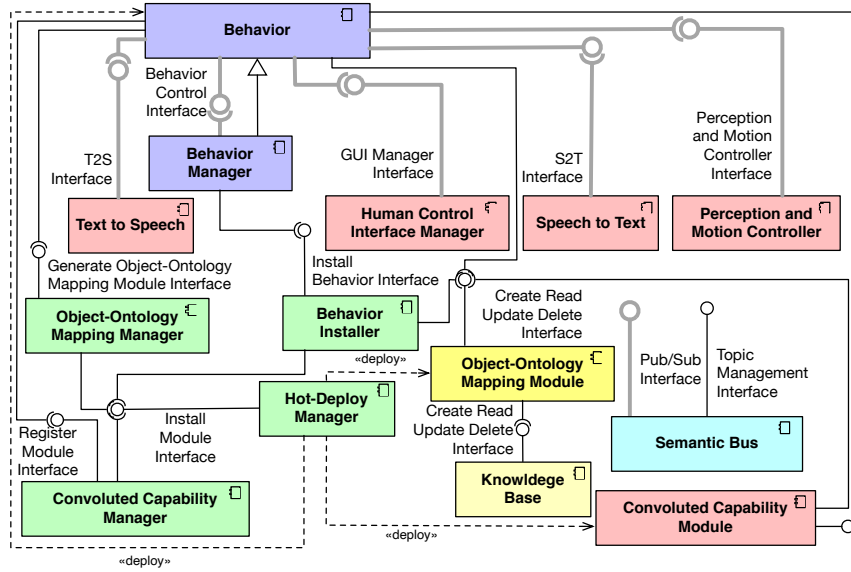


Fig. 3 The UML component diagram of the software architecture for social robots. The coloring of the components reflects the color of the layer which the component belongs to, namely: Behavior and Behavior Manager belong to Behaviors level (purple-colored); Text to Speech, Human Control Interface Manager, Speech To Text, and Perception and Motion Controller are part of the Capabilities level (red-colored); Object-Ontology Mapping Module and Knowledge Base are two sub-levels of the knowledge level (yellow-colored) which together with the semantic bus (light-blue-colored) constitute the base level; the software components belonging providing hot-deploy support are green-colored.

5.2 Behaviors Layer

This section gives an overview of the behavior-based mechanism supported by the proposed architecture. The Behaviors are software artifacts implementing the high-level behavioral capabilities of the robot that are orchestrated and coordinated by the Behavior Manager. Design and functionalities of these two components is inspired to behavioral robotics principles.

5.2.1 Robot's Behaviors

A *Behavior* is a software artifact that aims to realize a specific goal. Examples of Behavior include “entertain the user”, “locate a user”, “take user to a place” etc. A Behavior relies on perceptual capabilities of the robot that provide sensor data, performs potentially complex processing (e.g. involving retrieving knowledge from and adding knowledge to the knowledge base), and controls robots actuators and devices in order to operate on the environment and interact with the user. Each Behavior maintains and updates an internal state, and it decides the actions to perform based on sensor data, its state, the general state of the robot and its internal behavior-specific logic.

The Behaviors expose an interface (i.e. the *Behavior Control Interface*) that allows the Behavior Manager to control (i.e. start and stop) them. Moreover, in order to implement an affordance-based behavior arbitration (the details of this mechanism are provided in the next section), the Behavior Control Interface allows the Behavior Manager to retrieve the situations that can be managed by the Behavior. Using the Behavior Control Interface, the Task Manager can also grant the access to robot's capabilities to the Behaviors. Once granted the use to robot's capabilities: (i) the Behavior can use the interface provided by the Text To Speech component to make the robot speak; (ii) by using HCI Manager Interface provided by the Human Control Interface Manager, the Behaviors can show to users pictures and videos (if the robot is equipped with a table) or to receive notifications when a button is pressed by a user; (iii) the Behavior can subscribe to the Speech to Text topic to retrieve what the user says; (iv) the Behavior can use the Perception and Motion Controller Interface to retrieve sensor data, and make the robot move in its operating environment.

The Behaviors are also able to store/retrieve knowledge from the Knowledge Base through an Object-Ontology Mapping Module which is a RESTful service that mediates CRUD (Create, Read, Update, Delete) operations on the Knowledge Base. The Object-Ontology Mapping Module makes sure that the interaction with the Knowledge Base complies with the ontology adopted by the Behavior. A Behavior can also extend (at both intensional and extensional level) the Knowledge Base by generating a new Object-Ontology Mapping Module with the Generate Object-Ontology Mapping Module Interface. In other words, Behaviors adopt an ontology to structure their data in the Knowledge Base, and, in order to interact with the Knowledge Base they generate an Object-Ontology Mapping Module that complies with the adopted ontology. This solution guarantees that Behaviors are decoupled from the technology adopted for the Knowledge Base.

A Behavior can use robot's convoluted capabilities. The architecture depicted in Figure 3 shows a single Convoluted Capability Module which has to be intended as a placeholder for any possible software components implementing a capability. This module realizes an interface which is required by the behavior. This interface provides has to expose capability-specific functionalities that can be used by the Behaviors. A Behavior can also extend robot's convoluted capabilities by registering new components using the Register Module Interface of the Convoluted Capability Manager. The new Convoluted Capability Module is then deployed by the Hot-Deploy Manager and becomes available to the other Behaviors.

Since Behaviors communicate with other components either through the Semantic Bus or via REST APIs, there is no restriction on the technology to realise the Behaviors. This solution increase the modularity of the architecture and, since the architecture allows to deploy applications in any technology, it favors the rapid prototyping of the robot.

Finally, it is worth noticing that the *Supervisory Controller* (cf. Section 2) can be seen as a special Behavior that enable the remote control of the robot.

5.2.2 Behavior Manager

The *Behavior Manager* is a special Behavior that actively coordinates other Behaviors and manages the functional capabilities of the robot. Once started Behaviors use robot's computational and sensor/actuator resources granted by the Behavior manager to achieve their goal. Specifically, the Behavior Manager is responsible for:

1. Processing incoming data/events and reasoning over the actual state and available knowledge in order to detect situations that require to activate a Behavior;
2. Coordinating, scheduling and prioritizing behavior execution;
3. Activating, suspending, resuming and terminating Behaviors, as a result of a continuous decision making process;
4. Monitoring behaviors executions, to detect successful behavior completions as well as abnormal terminations, failures and exceptions.

It is worth noticing that Behaviors and their manager implement the reflection pattern where the Behavior Manager is the base level that processes data and events, detects the situation the robot have to act, and activates the Behaviors (i.e. meta-objects).

Behavior Arbitration Mechanism. The Behavior Manager implements an hybrid strategy for arbitrating the Behaviors (i.e. deciding which behavior to execute at each time). It implements a *purely reactive* strategy through a collection of pre-programmed event-condition-action rules. This strategy targets the most simple requests which do not need to build and reason over a complex, abstract world models. For example, let the user make a phone call or remembering the user to take his pills does not require a complex control strategy. The purely reactive strategy has proven to be effective for a variety of problems that can be completely specified at design-time with simple rules [64]. However, it is inflexible at running time due to its inability to store new information in order to adapt the robots behavior on the basis of its experience. Moreover, the burden of predicting all possible input states and choosing the corresponding output actions is completely left to the designer.

An extension of this purely reactive strategy is a behavior-based approach relying on the notion of *affordance*. The notion of affordance has been introduced by Gibson [46] who devised a theory of how animals perceive opportunities for actions. Gibson called this opportunity *affordance*. He suggested that the environment offers the agents (people or animals) opportunities for actions. For instance, a door can have the affordance of "openability". The behavior arbitration strategy implemented by the Behavior Manager exploits and goes beyond the notion of affordance introduced by Gibson. This mechanism is based on the assumption that not only physical objects, but also complex situations (e.g. the user wants to listen to some music and the robot battery need to be charged) afford actions. More precisely, in our model situations afford (i.e. contribute to select) robot's goals which are then pursued

by behaviors which carry out a series of actions to achieve the desired state of the world.

While a situation can be seen as the fulfillment of certain conditions at a certain time, a goal can be interpreted as a certain state of the world the robot desires to achieve. Both may involve temporal aspects (e.g. lunchtime may afford the task remember the user to take the pills), the perception of certain physical objects, the reception of a command (e.g. I want to listen to some music), or, even the existence of certain state-of-affairs (e.g. the situation the user is sitting on a chair for a long while may afford the task entertain the user). The Behavior Manager continuously check the current state of the world, and, whenever a condition is satisfied, it retrieves the goals afforded by the fulfilled situations, it selects one of these goals and it then activates a behavior which synthesizes and execute a plan of how to achieve that goal. The affordance relation connecting world's situations with robot's goals can be stored in the knowledge base by using the Affordance Ontology Design Pattern [9]. This relation can be personalised, i.e. each robot may have its own affordances, and it may be adapted over time to best fit with user preferences.

It is important to note that the arbitration mechanism provides the robot with practical reasoning capabilities [18] (intended as the “matter of weighing conflicting considerations for and against competing options”). In fact, a parallelism with Bratman's BDI (Belief-Desire-Intention) model can be done. The robot believes the facts stored in the knowledge base and the data received from its sensors. It uses this information to figure out the current state of the world and to *deliberate* what goals it *desires* to achieve. Then the robot commits to the goal to achieve (i.e. intention) and builds a plan to this end.

Hot-Deployment of Behaviors. Moreover, the Behavior Manager provides the robot's designers with the functionalities for easily hot-deploying Behaviors on the architecture. Particularly, this component enables the robot's designers to choose which Behaviors (possibly taken from a software repository) to equip the robot with. The chosen Behaviors are then effectively installed on the architecture by the Hot-Deploy Manager.

It is worth noting that the Behavior Manager guarantees the extensibility, customizability and predictability of the robot's behavior. The extensibility is guaranteed by the fact that the architecture is open to new Behaviors that can be dynamically added/removed at running time. In order to customize the robot's behavior a design just need to modify affordance relations stored in the Knowledge Base. The robot's behavior can be predicted from affordance relations between situations and Behaviors.

5.3 Capabilities

We define capabilities as software components that give to robots human-like abilities such as: listening, speaking, understanding natural language, moving etc. These capabilities are typically domain independent and therefore such

components can be re-used in different robotic applications. Similarly to [35], capabilities we classify into basic (cf. Section 5.3.1) and convoluted (cf. Section 5.4) capabilities.

5.3.1 Basic Capabilities

Basic capabilities include both the robot primitive functionalities (e.g. reproducing or recording sounds) and basic platform services strictly related to the robot primitive functionalities (e.g. speech recognition). These capabilities are used by most of the robot Behaviors. This Section briefly describes the components providing the basic robot capabilities. The capabilities enabled by these components are the most significant with respect to the requirements for a social robot (cf. Section 3.1 and 3.2) and that were actually deployed on MARIO (cf. Section 6). The Section omits components providing general purpose services (e.g. network connectivity).

Text to Speech and Speech to Text. The *Text to Speech* (T2S) component aims at converting natural language text into speech. The T2T implements an interface that allows Behaviors to synthesize and to reproduce synthesized speech. The *Speech to Text* (S2T) component converts spoken language into digital-encoded text. The Speech to Text component creates a topic for publishing the converted text and Behaviors that need to recognize what users say will subscribe to this topic and they will receive a message whenever the text is converted. Similarly, the Behaviors that need to make the robot speak have to send a message to Text to Speech message queue. The asynchronous interaction with these tools avoids the Behaviors to busy wait until a new utterance is converted to text (or vice versa) and it decouples the Behaviors from the tools actually used for T2S and S2T.

Human Control Interface Manager. Most of the social robots are equipped with some control buttons (e.g. emergency button) and one or more (touch-)screens in order to complete the message conveyed by verbal communication. The joint use of verbal and visual language for human computer interaction falls into the broader category of multi-modal human-computer interaction. This architecture supports a bi-modal interaction involving a both verbal and visual language. The verbal communication relies on T2S and S2T components, whereas visual communication is ensured by the Graphical User Interface Manager. The *Human Control Interface (HCI) Manager* component aims at providing Behaviors with facilities for managing the robot's human control interfaces like buttons or tablets. The component realizes an interface (i.e. the *HCI Manager Interface*) that allows Behaviors to show widgets on the screen or to receive a feedback whenever the user interact with such widgets or a control button. Similarly to S2T and T2T components, the Behaviors communicate with the HCI Manager through the Semantic Bus. The use of a standardized HCI Manager within robotics software architecture may standardise the interaction between HCIs and behavior thus increasing the

interoperability and the reusability of software components, and favoring the rapid prototyping.

Perception and Motion Controller. The *Perception and Motion Controller* provides functional capabilities for supporting human-robot interactions. It includes a set of software routines that enable the robot to perform a series of motion routines (e.g., approaching the user, following the user, recharging, driving the user to a destination, etc.). The Perception and Motion Controller Interface also provides Behaviors with the access to data coming from several sensors such as: (i) *RFID* in order to detect a list of tagged objects; (ii) *Camera* to detect user using face and posture recognition and extract his relative position and distance; (iii) *Laser* to perceive and identify dynamic objects/persons that were not included in the static map (SLAM system). Finally, this component provides Behaviors with high-level functionalities such as: go to X (where X is a point within the robot's operating area), give me user's position, give me the tagged objects that are located by the RFID etc. As for the other components providing basic capabilities, the Perception and Motion Controller communicates with the Behaviors through the Semantic Bus. This solution would increase modularity and interoperability of the software components thus favoring the rapid prototyping.

5.4 Convoluted Capabilities

Most of the software applications (not only the robotics ones) that have a natural language interaction with users rely on (general purpose) NLP services to interpret and to reply to users' utterances. We call this kind of services Convoluted Capabilities. These services may require non-negligible computational resources therefore it is desirable to optimise their use as much as possible, in other words, the Behaviors should be enabled to share these services instead of re-instantiating them. To this end we have replicated at the capability level the same architectural pattern seen at behavioral level involving a component (i.e. the manager) that use the Hot-Deploy manager to dynamically deploy a new software component. Specifically, Convoluted Capabilities are services that can be dynamically included in the robotic platform at running time. The new capabilities can be installed by the Behaviors that intend to make available new functionalities for other Behaviors. The Convoluted Capability Manager is responsible for the dynamic deployment of new capability components. It realizes an interface (i.e. "Register Module Interface") which accepts as input an application module realizing the new capability to deploy. Once received a module, the Convoluted Capability Manager uses the Hot-Deploy Manager to install the module.

5.5 Knowledge Management Framework

This Section presents the architectural components responsible for the management of the robot's knowledge. The Knowledge Management Framework consists of two components, namely the Knowledge Base and the Object-Ontology Mapping Module.

Knowledge Base. The *Knowledge Base* is the component intended to store the robot's knowledge in a structured format. The reference data model for the Knowledge Base is RDF⁵ which is the standard data model adopted in the Semantic Web. In our architectural model the Knowledge Base provides facilities that allow to create, read, updated, and delete facts. The Knowledge Base doesn't have a predefined and fixed schema, but it is defined by the Behaviors. Finally, the Knowledge Base component also includes a reasoning engine that is able to infer logical consequences (i.e. entailed facts). It is worth noticing that the adoption of RDF as reference data model increase the interoperability with other Semantic Web compliant systems, and, since it enables the reuse of Linked Open Data datasets, RDF favors also the rapid prototyping.

Object-Ontology Mapping Module. An Object-Ontology Mapping Module is a REST service that provides software components with the access to the Knowledge Base. Given an ontology as input, Object-Ontology Mapping Manager generates an a module that provides software components with REST APIs for accessing the RDF facts stored in the Knowledge Base in a way that: (i) reflects the semantics of the ontology, (ii) and, follows the Object-Oriented paradigm. It is easy to recognize the Hot-Deployment pattern already seen for Behaviors and Convolved Capabilities. The Object-Ontology Mapping paradigm avoids software components to deal with OWL and RDF or to interact with a knowledge base by means of SPARQL queries. The Object-Ontology Mapping solution, rather than a direct access to the Knowledge Base, aims to increase the decoupling between the Behaviors and the Knowledge Base.

5.6 Semantic Bus

The *Semantic Bus* is meant to provide the architecture's components with message-based asynchronous communication mechanism that follows the publish-subscribe paradigm. The Message Broker exposes two interfaces, namely: (i) the *Topic Management Interface* which allows software components to create new topics (also called messages queues); (ii) the *Publish/Subscribe Interface* which allows software components to publish messages on/subscribing to a topic. The asynchronous communication mechanism increases the decoupling among software components.

⁵ RDF 1.1 Concepts and Abstract Syntax, <https://www.w3.org/TR/rdf11-concepts/>

5.7 Hot-Deploy Manager

The *Hot-Deploy Manager* allows to extend the architecture by dynamically deploying new software components. The Hot-Deploy Manager aims at providing an OSGi-like⁶ platform for the robot’s software architecture enabling a dynamic component model. In OSGi applications coming in the form of bundles⁷ for deployment, can be installed, started, stopped, updated, and uninstalled without requiring a reboot. These features ensure the flexibility and the extensibility of the software architecture.

6 Case Study

A case study for this work has been provided by the H2020 European Project MARIO⁸ [63]. This project has investigated the use of autonomous companion robots as cognitive stimulation tool for people with dementia. The MARIO robot and its abilities were specifically designed to provide support to people with dementia, their caregivers, and related healthcare professionals. Among its abilities, MARIO can help caregivers in the patient assessment process by autonomously performing Comprehensive Geriatric Assessment (CGA) evaluations, it is able to deliver reminiscence therapy through personalized interactive sessions and to entertain its users by playing music or making them reading newspapers or playing videogames. The overall framework has been deployed on Kompaï-2 robots (showed in Figure 4), evaluated and validated during supervised trials in different dementia care environments, including a nursing home (Galway, Ireland), community groups (Stockport, UK) and a geriatric unit in hospital settings (San Giovanni Rotondo, Italy).

The architecture proposed in this article is a generalization of the MARIO software architecture. Specifically, examples of Behaviors in MARIO’s architecture are CGA [6] and Reminiscence [8] applications. These applications use MARIO’s Basic Capabilities made available through the integration of commercially available tools such as Nuance Dragon Naturally Speaking for the Speech to Text Component, Google Speech to Text APIs, and Karto⁹ as motion control system. Other customised Basic Capabilities were introduced to let Behaviors easily control the robot’s GUI interface. Behaviors share Convolved Capabilities providing common NLP services (e.g. Stanford’s CoreNLP [62]) for dialoguing with users [73]. Behaviors and Capabilities rely on a Knowledge Management Framework [4, 7] consisting of a triple store (accessible through Apache Jena¹⁰ and initially populated with Linguistic and Common Sense

⁶ OSGi, <https://www.osgi.org/>

⁷ Bundle is a term borrowed from Java-based platforms. A bundle is defined as a group of Java classes and additional resources equipped with a detailed manifest file.

⁸ MARIO project, <http://www.mario-project.eu/portal/>

⁹ <https://wiki.ros.org/karto>

¹⁰ <https://jena.apache.org/>



Fig. 4 The Kompai-2 robot.

Knowledge [5, 45]) and an Object-Ontology Mapper called Lizard¹¹ [4]. Finally, the Semantic Bus is based on the Event Admin Service provided by Apache Felix¹² which also provides the OSGi implementation that enables the Hot-Deploy mechanism.

7 Conclusions and Future Work

This paper has focussed on how a design based on a reference software architecture can mitigate challenges in social robotics, such as improving acceptability, trust of robots, and guaranteeing that robots establish a personalised relationship with their users. We have adopted a bottom-up approach for defining general architectural requirements starting from specific use cases defined in the context of MARIO, a Socially Assistive Robotics project funded by the EU, and then generalizing them. These requirements led us to the selection of a set of technologies, architectural styles and patterns, that Social Robotics architectures may benefit from. We remark that non-functional requirements and principles have guided the design of the architecture. The reference architecture introduces a series of standardised software components that are meant to increase the extensibility, customizability, predicatability, interoperability of the software architecture as well as to favor the rapid prototyping of the Social Robotics solutions.

¹¹ <https://github.com/anuzzolese/lizard>

¹² <https://felix.apache.org/>

The ultimate goal of this work is to establish a common open-ended software architecture so to encourage the development of standardised software components whose Social Robots can benefit from. As shown by the use case presented in Section 6, many of these components can be provided by off-the-shelf software tools or are available as research prototypes. However, even if these components are available, they need to be adapted (or wrapped) in order to be integrated in the architecture (to this end the Adapter Pattern [44] can be considered). Others, especially the components responsible for the hot-deployment mechanism, need to be implemented from scratch. In addition to the development of new components, it is also necessary to define a set of standard protocols that let components communicate. On the basis of the experience in the presented case study we are implementing a proof-of-concept of the architecture. Particularly, we are generalising protocols used in the MARIO architecture and we are developing an affordance-inspired Behavior Manager. Finally, we plan to explore the possibility of enhancing the autonomy of robot by design. To this end an autonomic computing solution [56] is being considered in order to endow the robot with self-configuration, self-optimization, self-healing and self-protection capabilities.

Acknowledgements The research leading to these results has received funding from the European Union Horizons 2020 the Framework Programme for Research and Innovation (2014-2020) under grant agreement 643808 Project MARIO “Managing active and healthy aging with use of caring service robot”.

References

- [1] Aakash Ahmad and Muhammad Ali Babar. “Software architectures for robotic systems: A systematic mapping study”. In: *Journal of Systems and Software* 122 (2016), pages 16–39. DOI: 10.1016/j.jss.2016.08.039.
- [2] Fahad Alaiari and André Vellino. “Ethical Decision Making in Robots: Autonomy, Trust and Responsibility - Autonomy Trust and Responsibility”. In: *Proceedings of the 8th International Conference on Social Robotics (ICSR 2016)*. Edited by Arvin Agah, John-John Cabibihan, Ayanna M. Howard, Miguel A. Salichs, and Hongsheng He. 2016, pages 159–168. DOI: 10.1007/978-3-319-47437-3_16.
- [3] Ronald C. Arkin. *Behavior-based robotics*. MIT press, 1998.
- [4] Luigi Asprino. “Engineering Background Knowledge for Social Robots”. PhD thesis. University of Bologna, 2019. URL: <http://amsdottorato.unibo.it/9020/>.
- [5] Luigi Asprino, Valerio Basile, Paolo Ciancarini, and Valentina Presutti. “Empirical Analysis of Foundational Distinctions in Linked Open Data”. In: *Proceedings of the 27th International Joint Conference on Artificial Intelligence and the 23rd European Conference on Artificial Intelligence (IJCAI-ECAI 18)*. Edited by Jérôme Lang. International Joint Confer-

- ences on Artificial Intelligence, 2018, pages 3962–3969. DOI: 10.24963/ijcai.2018/551.
- [6] Luigi Asprino, Aldo Gangemi, Andrea Giovanni Nuzzolese, Valentina Presutti, Diego Reforgiato Recupero, and Alessandro Russo. “Autonomous Comprehensive Geriatric Assessment”. In: *Proceedings of the 1st International Workshop on Application of Semantic Web technologies in Robotics co-located with 14th ESWC (ANSWER 2017)*. (Portroz, Slovenia). Edited by Emanuele Bastianelli, Mathieu d’Aquin, and Daniele Nardi. 2017, pages 41–45.
- [7] Luigi Asprino, Aldo Gangemi, Andrea Giovanni Nuzzolese, Valentina Presutti, and Alessandro Russo. “A Knowledge Management System for Assistive Robotics”. In: *Proceedings of the 1st International Workshop on Application of Semantic Web technologies in Robotics co-located with 14th ESWC (ANSWER 2017)*. (Portroz, Slovenia). Edited by Emanuele Bastianelli, Mathieu d’Aquin, and Daniele Nardi. 2017, pages 46–50.
- [8] Luigi Asprino, Aldo Gangemi, Andrea Giovanni Nuzzolese, Valentina Presutti, and Alessandro Russo. “Knowledge-driven Support for Reminiscence on Companion Robots”. In: *Proceedings of the 1st International Workshop on Application of Semantic Web technologies in Robotics co-located with 14th ESWC (ANSWER 2017)*. (Portroz, Slovenia). Edited by Emanuele Bastianelli, Mathieu d’Aquin, and Daniele Nardi. 2017, pages 51–55.
- [9] Luigi Asprino, Andrea Giovanni Nuzzolese, Alessandro Russo, Aldo Gangemi, Valentina Presutti, and Stefano Nolfi. “An Ontology Design Pattern for supporting behaviour arbitration in cognitive agents”. In: *Advances in Ontology Design and Patterns*. Edited by Karl Hammar, Pascal Hitzler, Adila Krisnadhi, Agnieszka Lawrynowicz, Andrea Giovanni Nuzzolese, and Monika Solanki. IOS Press, 2017, pages 85–95.
- [10] Rachel Bailey, Kevin Wise, and Paul Bolls. “How avatar customizability affects children’s arousal and subjective presence during junk food-sponsored online video games”. In: *Cyber Psychology & Behavior* 12.3 (2009), pages 277–283.
- [11] Ramon Barber and Miguel A Salichs. “A new human based architecture for intelligent autonomous robots”. In: *Proceedings of the Fourth IFAC Symposium on Intelligent Autonomous Vehicles*. 2001, pages 85–90.
- [12] Christoph Bartneck and Jodi Forlizzi. “A design-centred framework for social human-robot interaction”. In: *Proceedings of the 13th IEEE International Workshop on Robot and Human Interactive Communication (ROMAN 2004)*. IEEE. 2004, pages 591–594.
- [13] Christoph Bartneck and Jun Hu. “Rapid prototyping for interactive robots”. In: *Proceedings of the 8th Conference on Intelligent Autonomous Systems (IAS-8)*. 2004, pages 136–145.
- [14] Emanuele Bastianelli, Mathieu d’Aquin, and Daniele Nardi, editors. *Proceedings of the 1st International Workshop on Application of Semantic Web technologies in Robotics co-located with 14th ESWC (ANSWER 2017)*. (Portroz, Slovenia). 2017.

- [15] Tim Berners-Lee, James Hendler, and Ora Lassila. “The semantic web”. In: *Scientific american* 284.5 (2001), pages 34–43.
- [16] David L. Bisset. *D1.1 MARIO System Specification for Pilot 1*. 2015. URL: <http://www.mario-project.eu/portal/images/deliverables/D1.1-MARIO-System-Specification-for-Pilot%201.pdf>.
- [17] Manuele Bonaccorsi, Laura Fiorini, Filippo Cavallo, Alessandro Saffiotti, and Paolo Dario. “A Cloud Robotics Solution to Improve Social Assistive Robots for Active and Healthy Aging”. In: *International Journal of Social Robotics* 8.3 (2016), pages 393–408. DOI: 10.1007/s12369-016-0351-1.
- [18] Michael Bratman. *Intention, plans, and practical reason*. Harvard University Press Cambridge, MA, 1987.
- [19] Cynthia Breazeal. “Toward sociable robots”. In: *Robotics and Autonomous Systems* 42.3 (2003), pages 167–175. ISSN: 0921-8890. DOI: 10.1016/S0921-8890(02)00373-1.
- [20] Cynthia Lynn Breazeal. “Sociable machines: Expressive social exchange between humans and robots”. PhD thesis. Massachusetts Institute of Technology, 2000.
- [21] Joost Broekens, Marcel Heerink, and Henk Rosendal. “Assistive social robots in elderly care: a review”. In: *Gerontechnology* 8.2 (2009), pages 94–103.
- [22] Lola Canamero and Jakob Fredslund. “I Show You How I Like You: Emotional Human-Robot Interaction through Facial Expression and Tactile Stimulation”. In: *IEEE Transactions on Systems, Man, and Cybernetics - Part A: Systems and Humans* 31.5 (2001), pages 454–459. DOI: 10.1109/3468.952719.
- [23] Hoang-Long Cao, Pablo Gomez Esteban, Albert De Beir, Ramona Simut, Greet Van De Perre, and Bram Vanderborght. “A platform-independent robot control architecture for multiple therapeutic scenarios”. In: *Proceedings of 5th International Symposium on New Frontiers in Human-Robot Interaction (NF-HRI 2016)*. (Sheffield, United Kingdom). Edited by Maha Salem, Astrid Weiss, Paul Baxter, and Kerstin Dautenhahn. The Association for Computer Linguistics, 2016.
- [24] Hoang-Long Cao, Greet Van de Perre, James Kennedy, Emmanuel Senft, Pablo Gómez Esteban, Albert De Beir, Ramona Simut, Tony Belpaeme, Dirk Lefebber, and Bram Vanderborght. “A Personalized and Platform-Independent Behavior Control System for Social Robots in Therapy: Development and Applications”. In: *IEEE Transactions on Cognitive and Developmental Systems* 11.3 (2019), pages 334–346. DOI: 10.1109/TCDS.2018.2795343.
- [25] Jonathan Casas, Nathalia Céspedes Gomez, Emmanuel Senft, Bahar Irfan, Luisa F Gutiérrez, Mónica Rincón, Marcela Múnica, Tony Belpaeme, and Carlos A Cifuentes. “Architecture for a social assistive robot in cardiac rehabilitation”. In: *Proceedings of the IEEE 2nd Colombian Conference on Robotics and Automation (CCRA 2018)*. 2018, pages 1–6.

- [26] Abdelghani Chibani, Yacine Amirat, Samer Mohammed, Eric Matson, Norihiro Hagita, and Marcos Barreto. “Ubiquitous robotics: Recent challenges and future trends”. In: *Robotics and Autonomous Systems* 61.11 (2013), pages 1162–1172. ISSN: 0921-8890. DOI: 10.1016/j.robot.2013.04.003.
- [27] Daniel D Corkill. “Blackboard systems”. In: *AI Expert* 6.9 (1991), pages 40–47.
- [28] Serhan Coşar, Manuel Fernandez-Carmona, Roxana Agrigoroaie, Jordi Pages, François Ferland, Feng Zhao, Shigang Yue, Nicola Bellotto, and Adriana Tapus. “ENRICHME: Perception and Interaction of an Assistive Robot for the Elderly at Home”. In: *International Journal of Social Robotics* (2020), pages 1–27. DOI: 10.1007/s12369-019-00614-y.
- [29] Kerstin Dautenhahn. “Getting to know each other - Artificial social intelligence for autonomous robots”. In: *Robotics and Autonomous Systems* 16.2-4 (1995), pages 333–356. DOI: 10.1016/0921-8890(95)00054-2. URL: [https://doi.org/10.1016/0921-8890\(95\)00054-2](https://doi.org/10.1016/0921-8890(95)00054-2).
- [30] Kerstin Dautenhahn. “The art of designing socially intelligent agents: Science, fiction, and the human in the loop”. In: *Applied artificial intelligence* 12.7-8 (1998), pages 573–617.
- [31] Kerstin Dautenhahn and Thomas Christaller. “Remembering, rehearsal and empathy-towards a social and embodied cognitive psychology for artifacts”. In: *Two sciences of the mind. Readings in cognitive science and consciousness*. Edited by Sean O’Nuallain, Paul Mc Kevitt, and John Benjamins. North America Inc., 1995, pages 257–282.
- [32] Kerstin Dautenhahn, Bernard Ogden, and Tom Quick. “From embodied to socially embedded agents - Implications for interaction-aware robots”. In: *Cognitive Systems Research* 3.3 (2002), pages 397–428. DOI: 10.1016/S1389-0417(02)00050-5. URL: [https://doi.org/10.1016/S1389-0417\(02\)00050-5](https://doi.org/10.1016/S1389-0417(02)00050-5).
- [33] Pegah Soleimman Dehkordi, Hadi Moradi, Maryam Mahmoudi, and Hamid Reza Pouretmad. “The Design, Development, and Deployment of RoboParrot for Screening Autistic Children”. In: *International Journal of Social Robotics* 7.4 (2015), pages 513–522. DOI: 10.1007/s12369-015-0309-8.
- [34] Andrew Dillon. “User acceptance of information technology”. In: *Encyclopedia of human factors and ergonomics*. 2001.
- [35] Brian R. Duffy. “The Social Robot”. PhD thesis. University College Dublin, 2000.
- [36] Brian R. Duffy. “Anthropomorphism and the social robot”. In: *Robotics and Autonomous Systems* 42.3 (2003), pages 177–190. DOI: 10.1016/S0921-8890(02)00374-3.
- [37] Brian R. Duffy, Gina Joue, and John Bourke. “Issues in assessing performance of social robots”. In: *Proceedings of the 2nd WSEAS International Conference (RODLICS 2002)*. 2002.
- [38] Brian R. Duffy, Colm Rooney, Greg MP O’Hare, and Ruadhan O’Donoghue. “What is a Social Robot?” In: *Proceedings of the 10th Irish Conference on Artificial Intelligence & Cognitive Science*. 1999.

- [39] Jing Fan, Dayi Bian, Zhi Zheng, Linda Beuscher, Paul A. Newhouse, Lorraine C. Mion, and Nilanjan Sarkar. “A Robotic Coach Architecture for Elder Care (ROCARE) Based on Multi-User Engagement Models”. In: *IEEE Transactions on Neural Systems and Rehabilitation Engineering* 25.8 (2017), pages 1153–1163. ISSN: 1534-4320. DOI: 10.1109/TNSRE.2016.2608791.
- [40] Juan Fasola and Maja J. Matarić. “A Socially Assistive Robot Exercise Coach for the Elderly”. In: *Journal of Human-Robot Interaction* 2.2 (2013), pages 3–32. ISSN: 2163-0364. DOI: 10.5898/JHRI.2.2.Fasola.
- [41] David Fischinger, Peter Einramhof, Konstantinos E. Papoutsakis, Walter Wohlkinger, Peter Mayer, Paul Panek, Stefan Hofmann, Tobias Körtner, Astrid Weiss, Antonis A. Argyros, and Markus Vincze. “Hobbit, a care robot supporting independent living at home: First prototype and lessons learned”. In: *Robotics and Autonomous Systems* 75 (2016), pages 60–78. DOI: 10.1016/j.robot.2014.09.029.
- [42] Terrence Fong, Illah R. Nourbakhsh, and Kerstin Dautenhahn. “A survey of socially interactive robots”. In: *Robotics and Autonomous Systems* 42.3-4 (2003), pages 143–166. DOI: 10.1016/S0921-8890(02)00372-X.
- [43] Thomas Friese, Matthew Smith, and Bernd Freisleben. “Hot service deployment in an ad hoc grid environment”. In: *Proceedings of the 2nd International Conference of Service-Oriented Computing (ICSOC 2004)*. Edited by Marco Aiello, Mikio Aoyama, Francisco Curbera, and Mike P. Papazoglou. 2004, pages 75–83. ISBN: 1-58113-871-7. DOI: 10.1145/1035167.1035179.
- [44] Erich Gamma, Richard Helm, Ralph Johnson, and John Vlissides. *Design Patterns: Elements of Reusable Object-Oriented Software*. Addison-Wesley. ISBN: 0-201-63361-2.
- [45] Aldo Gangemi, Mehwish Alam, Luigi Asprino, Valentina Presutti, and Diego Reforgiato Recupero. “Framester: A Wide Coverage Linguistic Linked Data Hub”. In: *Proceedings of the 20th International Conference on Knowledge Engineering and Knowledge Management (EKAW 2016)*. (Bologna, Italy). Edited by Eva Blomqvist, Paolo Ciancarini, Francesco Poggi, and Fabio Vitali. Springer International Publishing, 2016, pages 239–254. DOI: 10.1007/978-3-319-49004-5_16.
- [46] James Gibson. “The theory of affordances”. In: *Perceiving, acting, and knowing: Toward an ecological psychology*. Edited by Robert Shaw and John Bransford. Lawrence Erlbaum Associates, 1977, pages 67–82.
- [47] Víctor González-Pacheco, Arnaud A. Ramey, Fernando Alonso-Martín, Álvaro Castro González, and Miguel Angel Salichs. “Maggie: A Social Robot as a Gaming Platform”. In: *International Journal of Social Robotics* 3.4 (2011), pages 371–381. DOI: 10.1007/s12369-011-0109-8.
- [48] Goren Gordon, Samuel Spaulding, Jacqueline Kory Westlund, Jin Joo Lee, Luke Plummer, Marayna Martinez, Madhurima Das, and Cynthia Breazeal. “Affective personalization of a social robot tutor for children’s second language skills”. In: *Proceedings of the 30th AAAI Conference on Artificial Intelligence (AAAI 2016)*. 2016.

- [49] Horst-Michael Gross, Christof Schroeter, Steffen Mueller, Michael Volkhardt, Erik Einhorn, Andreas Bley, Tim Langner, Christian Martin, and Matthias Merten. “I’ll keep an eye on you: Home robot companion for elderly people with cognitive impairment”. In: *Proceedings of the IEEE International Conference on Systems, Man, and Cybernetics*. 2011, pages 2481–2488. DOI: 10.1109/ICSMC.2011.6084050.
- [50] Horst-Michael Gross, Christof Schroeter, Steffen Müller, Michael Volkhardt, Erik Einhorn, Andreas Bley, Tim Langner, Matthias Merten, Claire A. G. J. Huijnen, Herjan van den Heuvel, and Andreas van Berlo. “Further progress towards a home robot companion for people with mild cognitive impairment”. In: *Proceedings of the IEEE International Conference on Systems, Man, and Cybernetics (SMC 2012)*. (Seoul, South Korea). 2012. DOI: 10.1109/ICSMC.2012.6377798.
- [51] Jochen Hirth, Norbert Schmitz, and Karsten Berns. “Towards Social Robots: Designing an Emotion-Based Architecture”. In: *International Journal of Social Robotics* 3.3 (2011), pages 273–290. DOI: 10.1007/s12369-010-0087-2.
- [52] “Human-robot interaction: a survey”. In: *Foundations and Trends in Human-Computer Interaction* 1.3 (2008), pages 203–275. DOI: 10.1561/1100000005.
- [53] Chandimal Jayawardena, I-Han Kuo, Elizabeth Broadbent, and Bruce A. MacDonald. “Socially Assistive Robot HealthBot: Design, Implementation, and Field Trials”. In: *IEEE Systems Journal* 10.3 (2016), pages 1056–1067. DOI: 10.1109/JSYST.2014.2337882.
- [54] John F. Kelley. “An Iterative Design Methodology for User-Friendly Natural Language Office Information Applications”. In: *ACM Transactions on Information Systems* 2.1 (1984), pages 26–41. DOI: 10.1145/357417.357420.
- [55] James Kennedy, Aditi Ramachandran, Brian Scassellati, and Fumihide Tanaka. “Social robots for education: A review”. In: *Science Robotics* 3.21 (2018). DOI: 10.1126/scirobotics.aat5954.
- [56] Jeffrey O. Kephart and David M. Chess. “The Vision of Autonomic Computing”. In: *IEEE Computer* 36.1 (2003), pages 41–50. DOI: 10.1109/MC.2003.1160055.
- [57] Jong-Hwan Kim, In-Bae Jeong, In-Won Park, and Kang-Hee Lee. “Multi-Layer Architecture of Ubiquitous Robot System for Integrated Services”. In: *International Journal of Social Robotics* 1.1 (2009), pages 19–28. DOI: 10.1007/s12369-008-0005-z.
- [58] Benjamin Kuipers. “How can we trust a robot?” In: *Communications of the ACM* 61.3 (2018), pages 86–95. DOI: 10.1145/3173087.
- [59] M. K. Lee, J. Forlizzi, S. Kiesler, P. Rybski, J. Antanitis, and S. Savetsila. “Personalization in HRI: A longitudinal field experiment”. In: *Proceedings of the 7th ACM/IEEE International Conference on Human-Robot Interaction (HRI)*. 2012, pages 319–326.
- [60] Wing-Yue Geoffrey Louie and Goldie Nejat. “A Social Robot Learning to Facilitate an Assistive Group-Based Activity from Non-expert Care-

- givers”. In: *International Journal of Social Robotics* (2020), pages 1–18. DOI: 10.1007/s12369-020-00621-4.
- [61] Wing-Yue Geoffrey Louie, Tiago Stegun Vaquero, Goldie Nejat, and J. Christopher Beck. “An autonomous assistive robot for planning, scheduling and facilitating multi-user activities”. In: *Proceedings of the IEEE International Conference on Robotics and Automation (ICRA 2014)*. (Hong Kong, China). 2014, pages 5292–5298. DOI: 10.1109/ICRA.2014.6907637.
- [62] Christopher D. Manning, Mihai Surdeanu, John Bauer, Jenny Rose Finkel, Steven Bethard, and David McClosky. “The Stanford CoreNLP Natural Language Processing Toolkit”. In: *Proceedings of the 52nd Annual Meeting of the Association for Computational Linguistics (ACL 2014)*. 2014, pages 55–60. DOI: 10.3115/v1/p14-5010.
- [63] Arlene Mannion, Sarah Summerville, Eva Barrett, Megan Burke, Adam Santorelli, Cheryl Kruschke, Heike Felzmann, Tanja Kovacic, Kathy Murphy, Dympna Casey, et al. “Introducing the social robot MARIO to people living with dementia in long term residential care: Reflections”. In: *International Journal of Social Robotics* (2019), pages 1–13.
- [64] Maja J. Mataric. “Behaviour-based control: examples from navigation, learning, and group behaviour”. In: *Journal of Experimental & Theoretical Artificial Intelligence* 9.2-3 (1997), pages 323–336. DOI: 10.1080/095281397147149.
- [65] Victor Mayoral, Alejandro Hernández, Risto Kojcev, Iñigo Muguruza, Irati Zamalloa, Asier Bilbao, and Lander Usategi. “The shift in the robotics paradigm The Hardware Robot Operating System (H-ROS); an infrastructure to create interoperable robot components”. In: *Proceedings of the NASA/ESA Conference on Adaptive Hardware and Systems (AHS 2017)*. 2017, pages 229–236.
- [66] Ross Mead, Eric Wade, Pierre Johnson, Aaron St. Clair, Shuya Chen, and Maja J. Mataric. “An architecture for rehabilitation task practice in socially assistive human-robot interaction”. In: *Proceedings of 19th IEEE International Conference on Robot and Human Interactive Communication (RO-MAN 2010)*. (Viareggio, Italy). Edited by Carlo Alberto Avizzano and Emanuele Ruffaldi. IEEE, 2010, pages 404–409. DOI: 10.1109/ROMAN.2010.5598666.
- [67] Tetsuya Ogata and Shigeki Sugano. “Emotional communication robot: WAMOEBA-2R emotion model and evaluation experiments”. In: *Proceedings of the International Conference on Humanoid Robots*. 2000.
- [68] Mike P. Papazoglou. “Service-oriented computing: concepts, characteristics and directions”. In: *Proceedings of the 4th International Conference on Web Information Systems Engineering (WISE 2003)*. 2003, pages 3–12. DOI: 10.1109/WISE.2003.1254461.
- [69] Kai Petersen, Robert Feldt, Shahid Mujtaba, and Michael Mattsson. “Systematic Mapping Studies in Software Engineering”. In: *Proceedings of the 12th International Conference on Evaluation and Assessment in*

- Software Engineering (EASE 2008)*. Edited by Giuseppe Visaggio, Maria Teresa Baldassarre, Stephen G. Linkman, and Mark Turner. 2008.
- [70] David Portugal, Paulo Alvito, Eleni Christodoulou, George Samaras, and Jorge Dias. “A Study on the Deployment of a Service Robot in an Elderly Care Center”. In: *International Journal of Social Robotics* 11.2 (2019), pages 317–341. DOI: 10.1007/s12369-018-0492-5.
- [71] Morgan Quigley, Ken Conley, Brian Gerkey, Josh Faust, Tully Foote, Jeremy Leibs, Rob Wheeler, and Andrew Y Ng. “ROS: an open-source Robot Operating System”. In: *Proceedings of the Workshop on Open Source Software in Robotics co-located with ICRA*. Volume 3. 3.2. 2009, page 5.
- [72] Laurel D. Riek. “Wizard of Oz Studies in HRI: A Systematic Review and New Reporting Guidelines”. In: *Journal of Human-Robot Interaction* 1.1 (2012), pages 119–136. ISSN: 2163-0364. DOI: 10.5898/JHRI.1.1.Riek.
- [73] Alessandro Russo, Grazia D’Onofrio, Aldo Gangemi, Francesco Giuliani, Misael Mongiovi, Francesco Ricciardi, Francesca Greco, Filippo Cavallo, Paolo Dario, Daniele Sancarlo, Valentina Presutti, and Antonio Greco. “Dialogue Systems and Conversational Agents for Patients with Dementia: The Human-Robot Interaction”. In: *Rejuvenation research* 22.2 (2019), pages 109–120. DOI: 10.1089/rej.2018.2075.
- [74] Miguel Sarabia, Raquel Ros, and Yiannis Demiris. “Towards an open-source social middleware for humanoid robots”. In: *Proceedings of the 11th IEEE-RAS International Conference on Humanoid Robots (Humanoids 2011)*. 2011, pages 670–675. DOI: 10.1109/Humanoids.2011.6100883.
- [75] Chao Shi, Satoru Satake, Takayuki Kanda, and Hiroshi Ishiguro. “A Robot that Distributes Flyers to Pedestrians in a Shopping Mall”. In: *International Journal of Social Robotics* 10.4 (2018), pages 421–437. DOI: 10.1007/s12369-017-0442-7.
- [76] Brian Cantwell Smith. “Reflection and semantics in Lisp”. In: *Proceedings of the 11th ACM SIGACT-SIGPLAN symposium on Principles of programming languages*. 1984, pages 23–35.
- [77] Elena Torta, Franz Werner, David O. Johnson, James F. Juola, Raymond H. Cuijpers, Marco Bazzani, Johannes Oberzaucher, John Lemberger, Hadas Lewy, and Joseph Bregman. “Evaluation of a Small Socially-Assistive Humanoid Robot in Intelligent Homes for the Care of the Elderly”. In: *Journal of Intelligent and Robotic Systems* 76.1 (2014), pages 57–71. DOI: 10.1007/s10846-013-0019-0.
- [78] Pinar Uluer, Neziha Akalin, and Hatice Köse. “A New Robotic Platform for Sign Language Tutoring - Humanoid Robots as Assistive Game Companions for Teaching Sign Language”. In: *International Journal of Social Robotics* 7.5 (2015), pages 571–585. DOI: 10.1007/s12369-015-0307-x.
- [79] Alan Richard Wagner. “The role of trust and relationships in human-robot social interaction”. PhD thesis. Georgia Institute of Technology, 2009.

-
- [80] Peter Wegner. “Interoperability”. In: *ACM Computing Surveys (CSUR)* 28.1 (1996), pages 285–287.
- [81] Jey Won, Kathryn J. De Laurentis, and Constantinos Mavroidis. “Rapid Prototyping of Robotic Systems”. In: *Proceedings of the IEEE International Conference on Robotics and Automation, (ICRA)*. 2000, pages 3077–3082. DOI: 10.1109/ROBOT.2000.845136.
- [82] Luke J Wood, Abolfazl Zarak, Ben Robins, and Kerstin Dautenhahn. “Developing kaspar: a humanoid robot for children with autism”. In: *International Journal of Social Robotics* (2019), pages 1–18. DOI: 10.1007/s12369-019-00563-6.
- [83] Haibin Yan, Marcelo H. Ang Jr., and Aun Neow Poo. “A Survey on Perception Methods for Human-Robot Interaction in Social Robots”. In: *International Journal of Social Robotics* 6.1 (2014), pages 85–119. DOI: 10.1007/s12369-013-0199-6.
- [84] Ahmad Zibafar, Ehsan Saffari, Mino Alemi, Ali Meghdari, Leila Faryan, Ali Ghorbandaei Pour, Amin Reza Soltani, and Alireza Taheri. “State-of-the-Art Visual Merchandising Using a Fashionable Social Robot: RoMa”. In: *International Journal of Social Robotics* (2019), pages 1–15. DOI: 10.1007/s12369-019-00566-3.