

Nuclear Structure Physics in Coherent Elastic Neutrino-Nucleus Scattering

N. Van Dessel,¹ V. Pandey,^{2,*} H. Ray,² and N. Jachowicz^{1,†}

¹*Department of Physics and Astronomy, Ghent University, Proeftuinstraat 86, B-9000 Gent, Belgium*

²*Department of Physics, University of Florida, Gainesville, FL 32611, USA*

The prospects of extracting new physics signals in a coherent elastic neutrino-nucleus scattering (CE ν NS) process are limited by the precision with which the underlying nuclear structure physics, embedded in the weak nuclear form factor, is known. We present microscopic nuclear structure physics calculations of charge and weak nuclear form factors and CE ν NS cross sections on ^{12}C , ^{16}O , ^{40}Ar , ^{56}Fe and ^{208}Pb nuclei. We obtain the proton and neutron densities, and charge and weak form factors by solving Hartree-Fock equations with a Skyrme (SkE2) nuclear potential. We validate our approach by comparing ^{208}Pb and ^{40}Ar charge form factor predictions with elastic electron scattering data. In view of the worldwide interest in liquid-argon based neutrino and dark matter experiments, we pay special attention to the ^{40}Ar nucleus and make predictions for the ^{40}Ar weak form factor and the CE ν NS cross sections. Furthermore, we attempt to gauge the level of theoretical uncertainty pertaining to the description of the ^{40}Ar form factor and CE ν NS cross sections by comparing relative differences between recent microscopic nuclear theory and widely-used phenomenological form factor predictions. Future precision measurements of CE ν NS will potentially help in constraining these nuclear structure details that will in turn improve prospects of extracting new physics.

I. INTRODUCTION

Coherent elastic neutrino-nucleus scattering (CE ν NS), where the only detectable reaction product is a low momentum recoiling nucleus, was suggested soon after the experimental discovery of a weak neutral current in neutrino interactions [1]. Even though for neutrino energies of some tens of MeV the CE ν NS cross section is a few orders of magnitude larger than competing inelastic processes, the difficulty in detecting the $\sim\text{keV}$ scale recoil of a nucleus has hindered experimental detection of this process for decades. In 2017, the COHERENT collaboration detected the first CE ν NS signal using a stopped-pion beam in the Spallation Neutron Source (SNS) at Oak Ridge National Laboratory with a CsI detectors [2, 3], followed up by another recent measurement in a liquid argon (LAr) detector [4, 5].

The detection of CE ν NS has opened up a slew of opportunities in high-energy physics, astrophysics and in nuclear physics, inspiring new probes into beyond-Standard-Model (BSM) physics and new experimental methods. Several extensions of the SM that can be explored at low energy such as non-standard interactions (NSI) [6–9], sterile neutrinos [10, 11], CP-violation [12], as well as exploration of nuclear effects, are being studied [13–15, 66]. Several experimental programs have been or are being set up to detect CE ν NS and BSM signals in the near future using stopped-pion neutrino sources in COHERENT at the SNS [2] and Coherent CAPTAIN-Mills (CCM) at Los Alamos National Laboratory (LANL) [17], as well as reactor-produced neutrinos in CONNIE [18], MINER [19], νGEN [20], NUCLEUS [21], RICOCHET [22], and TEXONO [23].

The main source of uncertainty in the evaluation of the CE ν NS cross section is the accuracy with which the underlying nuclear structure and nucleon dynamics that determine the distributions of the nucleon density in the nuclear ground state, embedded in the form factor, are known in the target nucleus. The ground state proton (charge) density distributions are relatively well constrained through elastic electron scattering experiments pioneered by Hofstadter and collaborators at the Stanford Linear Accelerator [24], followed by other measurements in the following decades [25–27]. CE ν NS is however primarily sensitive to the neutron density distributions of the nucleus, which are only poorly constrained. Hadronic probes have been used to extract neutron distributions, these measurements are however plagued by ill-controlled model-dependent uncertainties associated with the strong interaction [28]. More (experimentally) challenging electroweak probes such as parity-violating electron scattering (PVES) [28, 29] and CE ν NS provide relatively model-independent ways of determining neutron distributions. In recent years, one such PVES experiment, PREX at Jefferson lab, has measured the weak charge of ^{208}Pb at a single value of momentum transfer [30, 31], while a follow up PREX-II experiment is ongoing to improve the precision of that measurement. Another PVES experiment, CREX at Jefferson lab, is underway to measure the weak form factor of ^{48}Ca [32]. Future ton and multi-ton CE ν NS detectors will enable more precise measurements and will potentially offer a powerful avenue to constrain neutron density distributions and weak form factors of nuclei at low momentum transfers where the process remains coherent [13, 14, 33].

As long as no precision measurements of neutron density distributions of nuclei are available, the weak nuclear form factor has to be modeled in order to evaluate the CE ν NS cross section and event rates. The accuracy of such an assumption is vital to the CE ν NS program since any experimentally measured deviation from the

* vpandey@fnal.gov; Present Address: Fermi National Accelerator Laboratory, Batavia, Illinois 60510, USA

† natalie.jachowicz@ugent.be

expected CE ν NS event rate can point to new physics or to unconstrained nuclear physics. It is therefore crucial to treat the underlying nuclear structure physics that is embedded in nuclear form factors with utmost care. Phenomenological approaches, such as the Klein–Nystrand form factor [34] adapted by the COHERENT collaboration, or the Helm form factor [35] where density distributions are represented by analytical expressions, are widely used in the CE ν NS community. Empirical values of the proton rms radius, measured in elastic electron scattering, are often used to evaluate the proton form factor and often similar parameterizations are assumed for the neutron form factor. Microscopic nuclear physics approaches which describe a more accurate picture of the nuclear ground state and density distributions such as density functional theory [33], coupled–cluster theory from first principles [36], relativistic mean–field model [37], and Hartree–Fock plus Bardeen–Cooper–Schrieffer model [38] have also been reported in recent years.

In this work we will present a microscopic many–body nuclear theory model where the nuclear ground state is described in a Hartree–Fock (HF) approach with a Skyrme (SkE2) nuclear potential. We calculate proton and neutron density distributions, charge and weak form factors, and CE ν NS cross sections on ^{12}C , ^{16}O , ^{40}Ar , ^{56}Fe and ^{208}Pb , and confront our predictions with the available experimental data. In view of the worldwide interest in liquid–argon–based neutrino and dark matter experiments, we pay special attention to the ^{40}Ar nucleus. We attempt to gauge the level of theoretical uncertainty pertaining to the description of the ^{40}Ar form factor and CE ν NS cross section by comparing relative differences between recent nuclear theory and widely–used phenomenological form factor predictions.

The remainder of this manuscript is organized as follows. In Sec. II, we lay out the general formalism of calculating the CE ν NS cross section and form factor. In Sec. III, we present results of proton and neutron densities, charge and weak form factors, and CE ν NS cross sections on ^{12}C , ^{16}O , ^{40}Ar , ^{56}Fe and ^{208}Pb obtained within our HF–SkE2 approach. We focus on ^{40}Ar in subsection III A, and compare our predictions with experimental data and other theoretical calculations. We present conclusions of this study in Sec. IV.

II. FORMALISM

In this section, we lay out the general formalism of calculating the (differential) cross section and form factor for coherent elastic neutrino scattering off a nucleus governed by the weak neutral current where a single Z^0 boson is exchanged between the neutrino and the target nucleus.

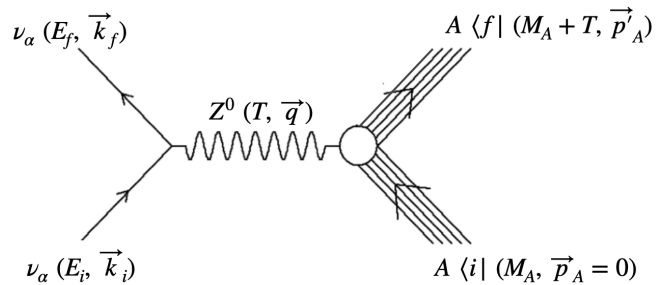


FIG. 1. Diagrammatic representation of the CE ν NS process where a single Z^0 boson is exchanged between neutrino and target nucleus.

A. CE ν NS Cross Section

A neutrino with four momentum $k_i = (E_i, \vec{k}_i)$ scatters off the nucleus, which is initially at rest in the lab frame with $p_A = (M_A, \vec{0})$, exchanging a Z^0 boson. The neutrino scatters off carrying away four momentum $k_f = (E_f, \vec{k}_f)$ while the nucleus remains in its ground state and receives a small recoil energy T , so that $p'_A = (M_A + T, \vec{p}'_A)$ with $|\vec{p}'_A| = \sqrt{(M_A + T)^2 - M_A^2}$ and $T = q^2/2M_A$. Here, M_A is the rest mass of the nucleus, $q = |\vec{q}|$ is the absolute value of the three–momentum transfer which is of the order of keV for neutrino energies of tens of MeV, and $Q^2 \approx q^2 = |\vec{k}_f - \vec{k}_i|^2$. The process is schematically shown in Fig. 1.

The initial elementary expression for the cross section reads

$$d^6\sigma = \frac{1}{|\vec{v}_i - \vec{v}_A|} \frac{m_i m_f}{E_i E_f} \frac{d^3\vec{k}_f}{(2\pi)^3} \frac{M_A}{M_A + T} \frac{d^3\vec{p}'_A}{(2\pi)^3} \times (2\pi)^4 \overline{\sum}_{f_i} |\mathcal{M}|^2 \delta^{(4)}(k_i + p_A - k_f - p'_A). \quad (1)$$

This expression can be integrated to yield the expression for the cross section differential in neutrino scattering angle θ_f :

$$\frac{d\sigma}{d\cos\theta_f} = \frac{m_i m_f}{E_i E_f} \frac{M_A}{M_A + T} \frac{E_f^2}{2\pi} f_{rec}^{-1} \overline{\sum}_{f_i} |\mathcal{M}|^2. \quad (2)$$

The recoil factor reads

$$f_{rec} = \frac{E_i}{E_f} \frac{M_A}{M_A + T}. \quad (3)$$

Working out the Feynman amplitude one gets

$$\overline{\sum}_{f_i} |\mathcal{M}|^2 = \frac{G_F^2}{2} L_{\mu\nu} W^{\mu\nu}, \quad (4)$$

with the nuclear tensor $W^{\mu\nu}$ reading

$$W^{\mu\nu} = \overline{\sum}_{f_i} (\mathcal{J}_{nuc}^\mu)^\dagger \mathcal{J}_{nuc}^\nu. \quad (5)$$

The summation symbols in these expressions denote summing and averaging over initial and final polarizations

respectively. The nuclear tensor depends on the nuclear current transition amplitudes:

$$\mathcal{J}_{nuc}^\mu = \langle \Phi_0 | \widehat{J}^\mu(\vec{q}) | \Phi_0 \rangle. \quad (6)$$

Under the assumption that the nuclei of interest are spherically symmetric with $J^\pi = 0^+$ and taking the z -axis to be along the direction of \vec{q} , one only needs to take into account the zero and third component of the nuclear current's vector part, which are furthermore connected through conserved vector current (CVC):

$$q^\mu \widehat{J}_\mu(\vec{q}) = 0. \quad (7)$$

Through performing the necessary algebra, one arrives at the final expression

$$\frac{d\sigma}{d\cos\theta_f} = \frac{G_F^2 E_f^3}{2\pi E_i} \left[\frac{Q^4}{q^4} (1 + \cos\theta_f) |\mathcal{J}_0^V|^2 \right], \quad (8)$$

where one can safely approximate $\frac{Q^4}{q^4} \approx 1$ and express the differential cross section as a function of the neutrino scattering angle θ_f as:

$$\frac{d\sigma}{d\cos\theta_f} = \frac{G_F^2 E_f^3}{2\pi E_i} (1 + \cos\theta_f) \frac{Q_W^2}{4} F_W^2(Q^2). \quad (9)$$

Here we have introduced the elastic form factor, $F_W^2(Q^2)$, which we will discuss in the next subsection. In elastic scattering the entire nuclear dynamics is encoded in the form factor. Equivalently one can express the differential cross section as a function of the nuclear recoil T , which reads:

$$\frac{d\sigma}{dT} = \frac{G_F^2}{\pi} M_A \left(1 - \frac{T}{E_i} - \frac{M_A T}{2E_i^2} \right) \frac{Q_W^2}{4} F_W^2(Q^2), \quad (10)$$

where G_F is the Fermi coupling constant, and Q_W is the weak nuclear charge :

$$Q_W^2 = [g_n^V N + g_p^V Z]^2 = [N - (1 - 4\sin^2\theta_W)Z]^2 \quad (11)$$

with coupling constants $g_n^V = -1$ and $g_p^V = (1 - 4\sin^2\theta_W)$. N and Z are neutron and proton numbers, respectively, and θ_W is the weak mixing angle. The value is such that $\sin^2\theta_W = 0.23857$, which is valid at low momentum transfers [39].

In Eq. (9) and (10), we have expressed the CE ν NS kinematic distribution both in neutrino scattering angle, θ_f , and in nuclear recoil energy, T . In most experiments the only signal of a CE ν NS event is a nuclear recoil energy deposition. In principle, future experiments with more advanced detector technologies may be able to detect both nuclear recoil and angular distribution simultaneously. Such capabilities are already being explored in some dark-matter experiments and will greatly enhance the physics capabilities of future CE ν NS experiments [40].

B. Form Factor

The scattering process' cross section is proportional to the squared magnitude of the transition amplitude induced by the nuclear current. Since the relevant ground state to ground state transition for spherically symmetrical nuclei is $0^+ \rightarrow 0^+$, only the vector part of the current will contribute. The amplitude can be expressed as

$$\begin{aligned} \mathcal{J}_0^V &= \langle \Phi_0 | \widehat{J}_0^V(\vec{q}) | \Phi_0 \rangle \\ &= \int e^{i\vec{q}\cdot\vec{r}} \langle \Phi_0 | \widehat{J}_0^V(\vec{r}) | \Phi_0 \rangle \\ &= \frac{1}{2} [(1 - 4\sin^2\theta_W) f_p(\vec{q}) F_p(Q^2) \\ &\quad - f_n(\vec{q}) F_n(Q^2)], \end{aligned} \quad (12)$$

where we have inserted the impulse approximation (IA) expression for the nuclear current, as a sum of single-body operators:

$$\widehat{J}_0^V(\vec{r}) = \sum_i F^Z(Q^2, i) \delta^{(3)}(\vec{r} - \vec{r}_i), \quad (13)$$

with

$$\begin{aligned} F^Z(Q^2, i) &= \left(\frac{1}{2} - \sin^2\theta_W \right) (F_p - F_n) \tau_3(i) \\ &\quad - \sin^2\theta_W (F_p + F_n). \end{aligned} \quad (14)$$

Furthermore, $f_p(\vec{q})$ and $f_n(\vec{q})$ are the Fourier transforms of the proton and neutron densities respectively. F_p and F_n are proton and neutron form factors. The overall structure of the transition amplitude consists of products of the weak charge with two factors: the nuclear form factor, determined by the spatial distribution of the nucleons in the nucleus, as well as the nucleon form factor. We arrive at the expression:

$$\begin{aligned} F_W(Q^2) &= \frac{1}{Q_W} [(1 - 4\sin^2\theta_W) f_p(\vec{q}) F_p(Q^2) \\ &\quad - f_n(\vec{q}) F_n(Q^2)] = \frac{2}{Q_W} \mathcal{J}_0^V, \end{aligned} \quad (15)$$

such that the form factor becomes 1 in the static limit. Note that in writing down the functional dependence we can make use of the non-relativistic approximation $Q \approx |\vec{q}|$, valid in the energy regime considered.

We employ a microscopic many-body nuclear theory model where the nuclear ground state is described in a Hartree-Fock (HF) approach with a Skyrme (SkE2) nuclear potential, which we will refer to as HF-SkE2. We solve the HF equations to obtain single-nucleon wave functions for the bound nucleons in the nuclear ground state. We evaluate proton ($\rho_p(r)$) and neutron ($\rho_n(r)$) density distributions from those wave functions. The proton and neutron densities are utilized to calculate charge ($F_{ch}(Q^2)$) and weak ($F_W(Q^2)$) nuclear form factors. This approach involves realistic nuclear structure calculations

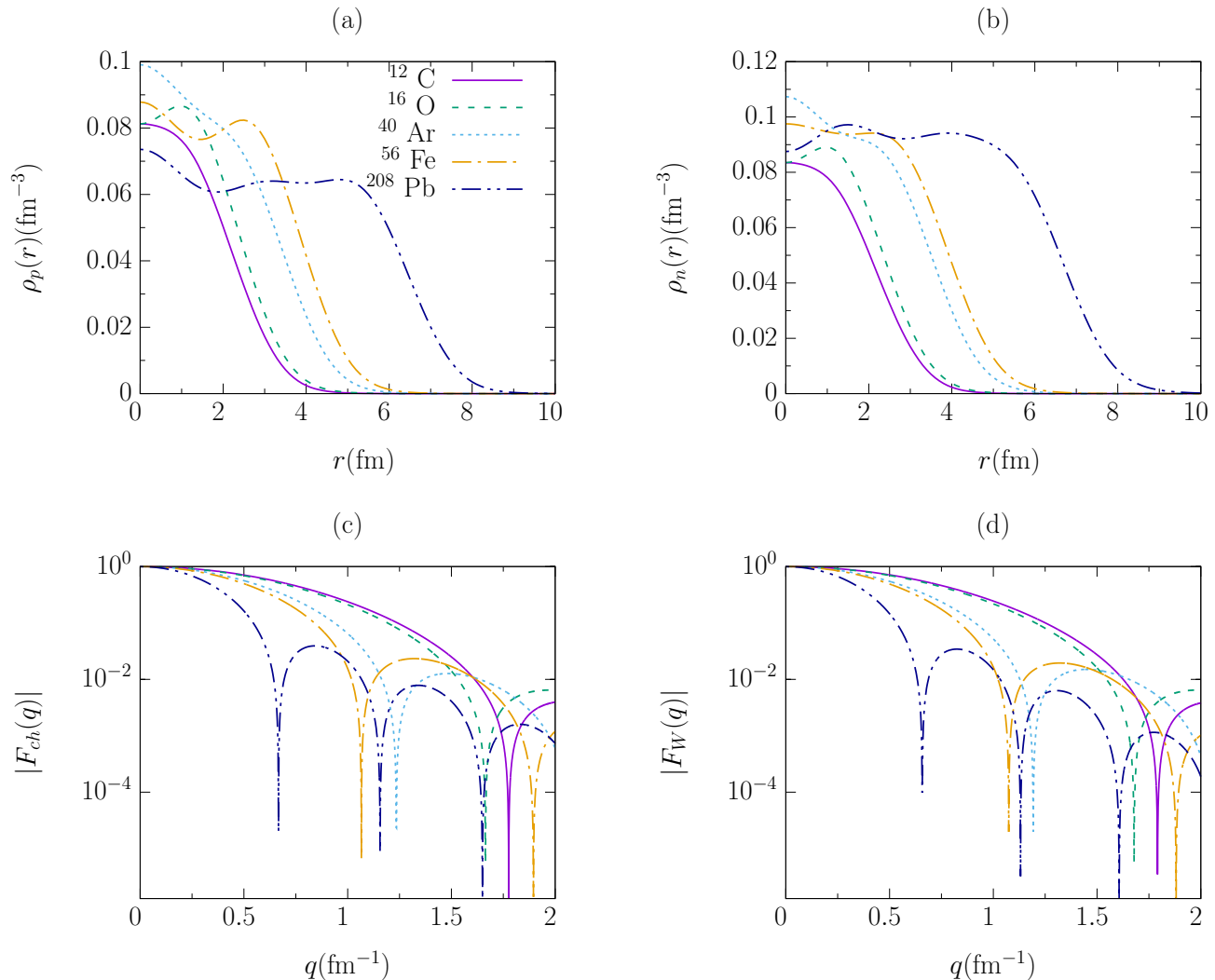


FIG. 2. (color online) Panels (a) and (b) represent proton and neutron densities of different nuclei obtained using the HF-SkE2 approach. Panels (c) and (d) represent charge and weak form factors.

of proton and neutron density distributions making it more reliable compared to the phenomenological approaches that rely on the approximation $\rho_n(r) \approx \rho_p(r)$, utilizing empirical values of $\rho_p(r)$ extracted from electron scattering experiments. Our approach has been developed and tested against several electron- and neutrino-nucleus scattering scenarios [41–54]. The effects of long-range correlations included through a continuum Random Phase Approximation (CRPA) approach, described in aforementioned references, are found to be very small in evaluating ground state densities of nuclei [55] and are therefore not included in this work.

III. RESULTS AND DISCUSSION

Since the weak charge of the proton is strongly suppressed by the weak mixing angle, Eq. (15), the nu-

clear weak charge is predominately carried by the neutrons. The weak form factor $F_W(Q^2)$, and hence the CE ν NS cross section, are dominated by the distribution of neutrons within the nucleus. As proton densities are well constrained by experimental elastic electron scattering data [27] while little reliable neutron density data is available, phenomenological approaches approximate $\rho_n(r) \approx \rho_p(r)$ and thus assume $F_n(Q^2) \approx F_p(Q^2)$, making the nuclear form factor more of a global factor [56]. Within the HF-SkE2 approach we treat proton and neutron densities and their corresponding form factors separately and do not have to rely on such assumptions. The densities are defined in terms of the radial single particle wave functions as

$$\rho_q(r) = \frac{1}{4\pi r^2} \sum_a v_{a,q}^2 (2j_a + 1) |\phi_{a,q}(r)|^2, \quad (16)$$

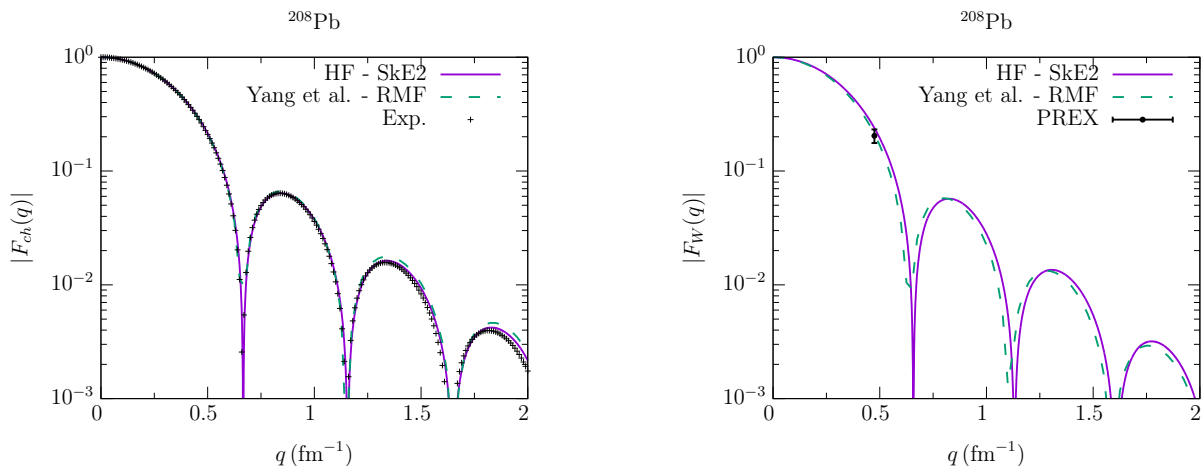


FIG. 3. (color online) Left: the charge form factor of ^{208}Pb compared with elastic electron scattering data of Ref. [25]. Right: the weak form factor of ^{208}Pb along with the single point measured by the PREX collaboration at the momentum transfer of $q = 0.475 \text{ fm}^{-1}$ [30, 31]. Both form factors are compared with relativistic mean-field predictions of J. Yang *et al.* [37].

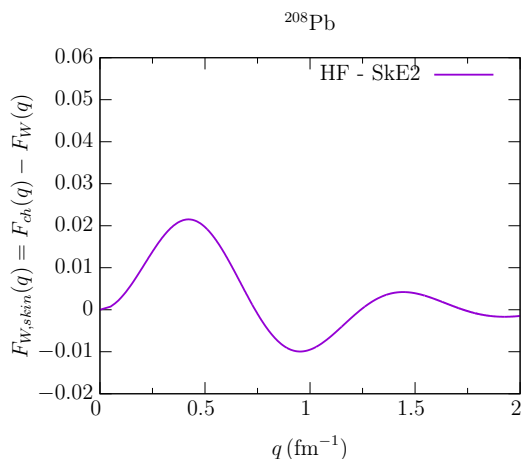


FIG. 4. (color online) The “weak-skin” form factor of ^{208}Pb depicts the difference between the charge and weak form factors.

with $v_{a,q}^2$ being the occupation probability of orbital a of nature q (i.e. proton p or neutron n).

In Fig. 2, we present proton (panel (a)) and neutron (panel (b)) density distributions of ^{12}C , ^{16}O , ^{40}Ar , ^{56}Fe and ^{208}Pb obtained using our HF-SkE2 approach. Naturally the heavier the nucleus, the more broadly the densities are distributed. Panel (c) and (d) show the charge and weak form factors for all the nuclei, respectively. In both the charge and weak form factor cases, the heavier the nuclei the faster the form factor encounters its first minimum at rising q values. Lighter nuclei have their minima spread over a larger q range. ^{12}C has its first

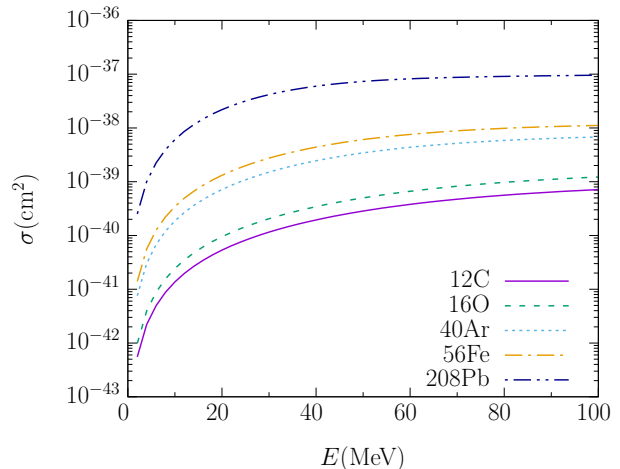


FIG. 5. (color online) Total CE ν NS cross sections for a set of nuclear targets obtained within the HF-SkE2 approach.

minimum at $q \sim 1.8 \text{ fm}^{-1}$ while ^{208}Pb has its first minimum around $q \sim 0.65 \text{ fm}^{-1}$.

In the left panel of Fig. 3, we show our predictions for the charge form factor of ^{208}Pb . The predictions are compared with the experimental charge form factor obtained from a Fourier-Bessel fit to the elastic electron scattering data of Ref. [25]. Our predictions describe the experimental data remarkably well. Our predictions almost overlap with data for $q \lesssim 1.8 \text{ fm}^{-1}$. We also performed a comparison with the relativistic mean-field (RMF) predictions of Yang *et al.* [37]. There are no visible differences between both models up to $q \lesssim 1.8 \text{ fm}^{-1}$. The right panel shows our predictions for the weak form factor, again compared

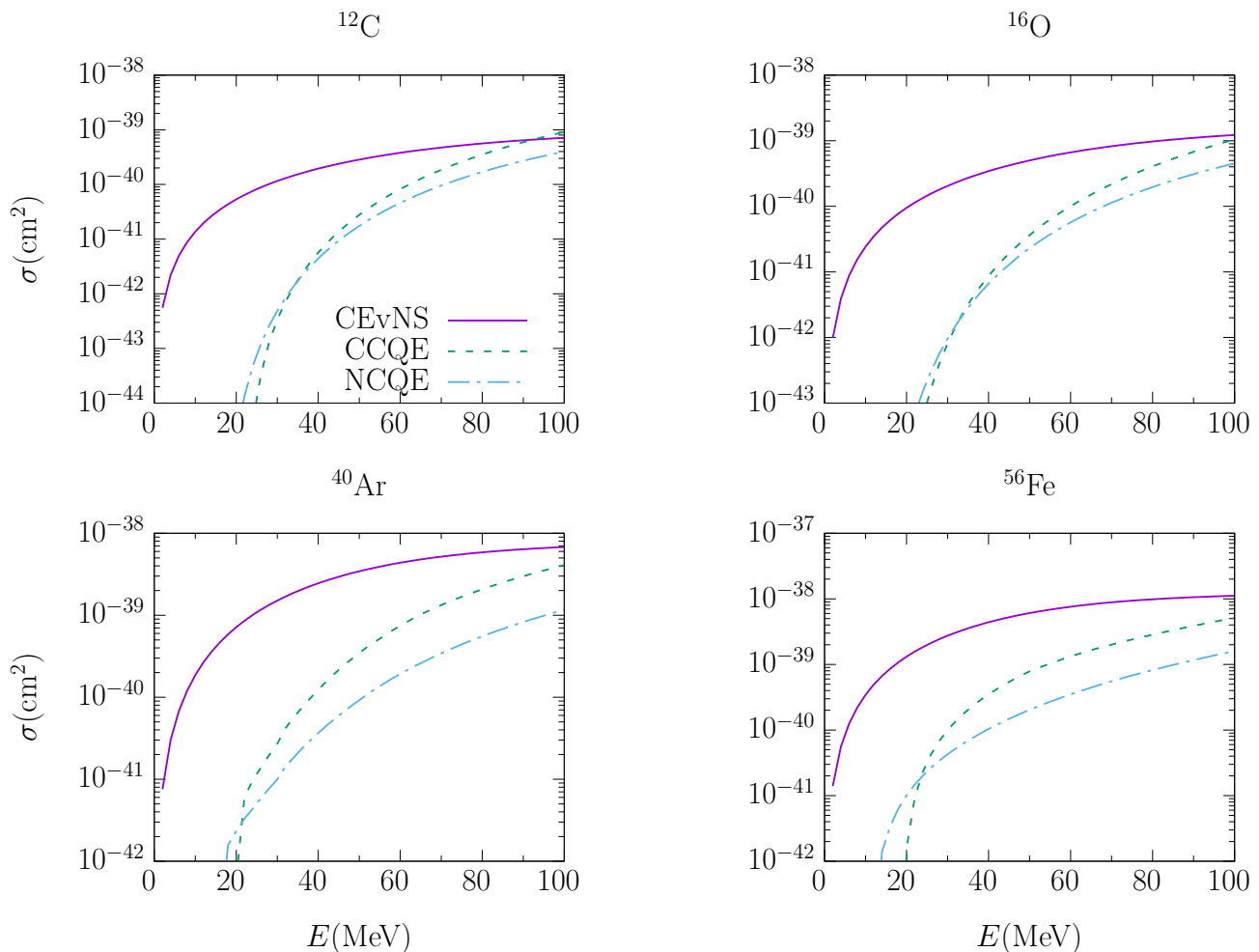


FIG. 6. (color online) CE ν NS cross section strength compared to CCQE and NCQE scattering cross sections for several nuclei, above particle emission threshold.

with the RMF predictions of [37]. We also show the single data point measured at a momentum transfer of $q = 0.475 \text{ fm}^{-1}$ by the PREX collaboration [30, 31]. This remains the only measurement of the weak form factor obtained with an electroweak probe. The error bars on the data point are too large to discriminate between theoretical predictions. The follow-up PREX-II measurement at Jefferson lab aims to reduce the error bars by at least a factor of three.

Comparing the left and the right panels of Fig. 3 one can see that although the charge and weak form factors have a similar overall structure, the minima and maxima of both occur at different values of the momentum transfer. To further illustrate this, in Fig. 4, we show the “weak-skin” form factor [28] of ^{208}Pb , defined as the difference between the charge and weak form factors:

$$F_{W,\text{skin}}(q) = F_{\text{ch}}(q) - F_{\text{w}}(q), \quad (17)$$

which, near the origin, is proportional to the experimentally observable weak skin [28]. The figure shows that

the difference between the charge and weak form factors rises rapidly for $q \lesssim 0.5 \text{ fm}^{-1}$ and falls off after the first minimum.

The total CE ν NS cross section as a function of neutrino energy for ^{12}C , ^{16}O , ^{40}Ar , ^{56}Fe and ^{208}Pb is shown in Fig. 5. All nuclei show similar a behavior: there is a rapid rise of the cross section up to about $\sim 30 \text{ MeV}$, then the steep increase slows down and flattens out on the log scale thereafter. The cross section increases with the atomic number, with nearly two to three orders of magnitude difference between ^{12}C and ^{208}Pb , reflecting the $\approx N^2$ scaling behavior shown in Eq. 11.

To demonstrate the dominance of the CE ν NS strength over the quasi-elastic one for a neutrino energy of a few tens of MeV, in Fig. 6 we compare CE ν NS cross sections to ν_e -nucleus charged-current quasielastic (CCQE) and neutral-current quasielastic (NCQE) cross sections. In the quasielastic cross section calculations, the influence of long-range correlations between the nucleons is introduced through the continuum Random Phase Approx-

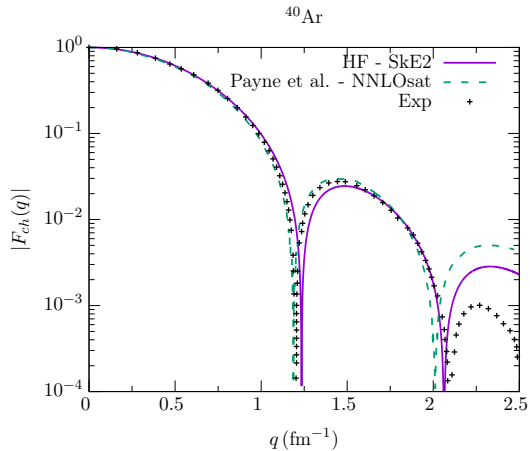


FIG. 7. (color online) The ^{40}Ar charge form factor predictions compared to elastic electron scattering data taken from Ref. [63]. A comparison is also performed with the coupled-cluster theory predictions of Payne *et al.* [36].

mation (CRPA) on top of the HF-SkE2 approach. CRPA effects are vital to describe the quasielastic scattering process where the nucleus can be excited to low-lying collective nuclear states. For the energies relevant for pion decay-at-rest neutrinos, $E \lesssim 52$ MeV, the $\text{CE}\nu\text{NS}$ cross section is roughly two orders of magnitude larger than inelastic cross sections.

A. Constraining ^{40}Ar

In view of the worldwide interest in liquid argon (LAr)-based detectors in neutrino and dark matter experiments, in this section we will focus on ^{40}Ar . In the COHERENT collaboration’s expanding series of detectors at SNS, the collaboration has recently presented new measurements from a 24-kg, single-phase, LAr CENNS-10 detector [5] while a ton-scale LAr experiment is underway. A 10 ton LAr scintillation detector, Coherent CAPTAIN-Mills (CCM), was recently built at LANL to study $\text{CE}\nu\text{NS}$ on ^{40}Ar and to search for low-mass dark matter that coherently scatters off ^{40}Ar nuclei [17]. Several other neutrino [57, 58] and dark matter experiments [59–62] employ LAr detectors, making it vital to study ground state properties of the ^{40}Ar nucleus.

In Fig. 7 we compare our argon charge form factor ($F_{ch}(q)$) predictions with the elastic electron scattering data of Ref. [63]. Our predictions describe experimental data remarkably well for $q \lesssim 2 \text{ fm}^{-1}$, validating our approach. We also compared with the predictions of Payne *et al.* [36] where form factors are calculated within a coupled-cluster theory from first principles, using a chiral NNLO_{sat} interaction. At higher q , $q \gtrsim 2 \text{ fm}^{-1}$, both predictions diverge from experimental data. Note that

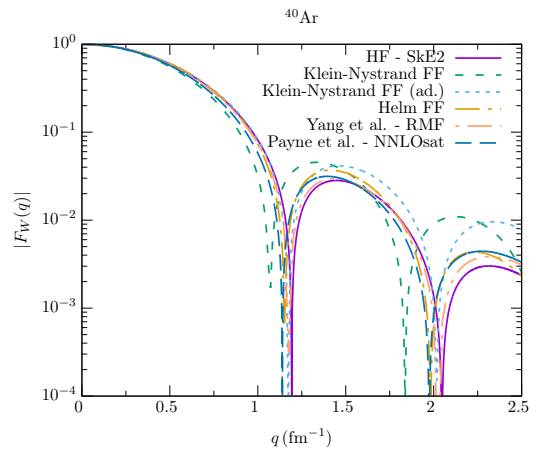


FIG. 8. (color online) The ^{40}Ar weak form factor predictions compared with calculations of Payne *et al.* [36], Yang *et al.* [37], and with the predictions of Klein-Nystrand [34] and Helm [35] form factors.

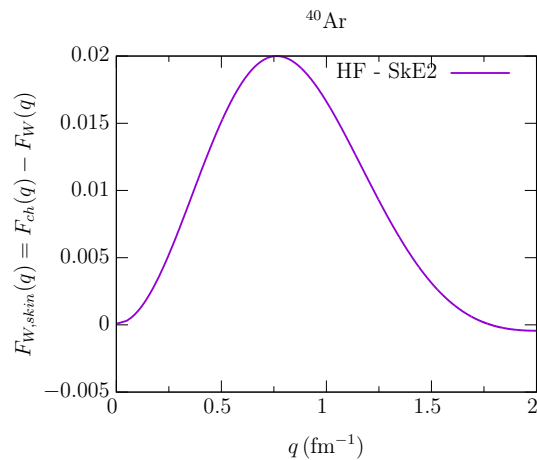


FIG. 9. (color online) The “weak-skin” form factor of ^{40}Ar depicts the difference between charge and weak form factor.

for neutrino energies relevant for pion decay-at-rest the region above $q \gtrsim 0.5 \text{ fm}^{-1}$ does not contribute to $\text{CE}\nu\text{NS}$ cross sections.

After validating our approach, we make predictions for the weak form factor of ^{40}Ar in Fig. 8. There is no data available for the weak form factor on argon yet. We compare our predictions with the nuclear theory prediction of Payne *et al.* [36] and Yang *et al.* [37]. We also compare with two phenomenological form factors which are widely used in the $\text{CE}\nu\text{NS}$ community: the Klein-Nystrand [34] form factor that is adapted by the COHERENT collaboration and the Helm form factor [35]. Note that we also show an adapted version of the Klein-Nystrand form

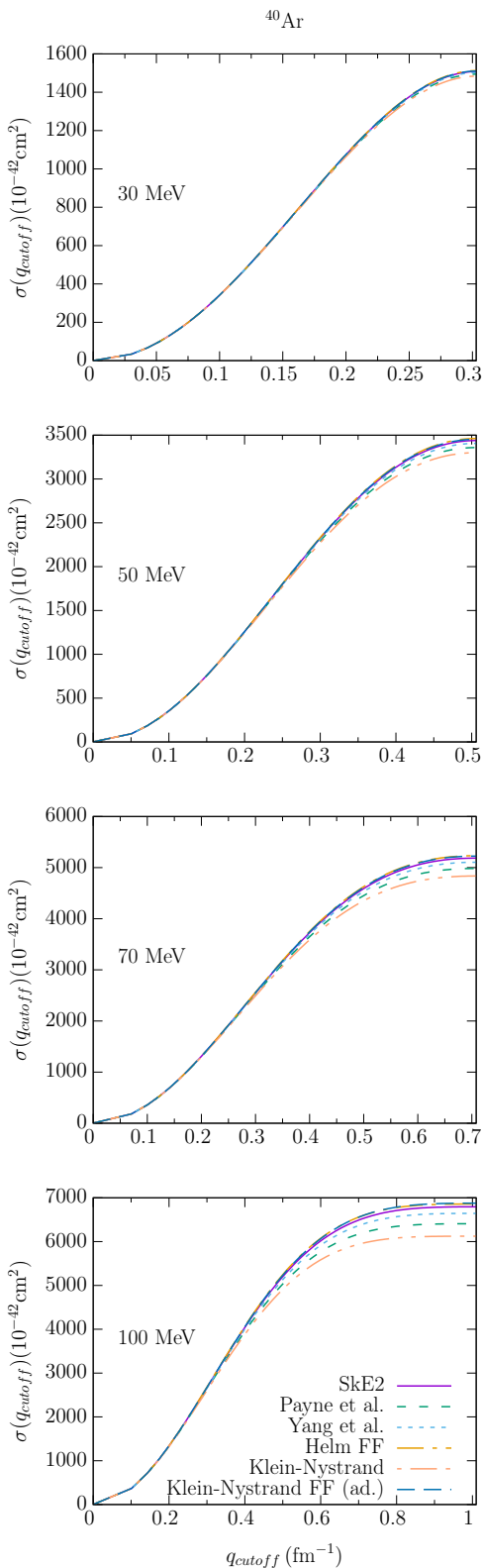


FIG. 10. (color online) The ^{40}Ar cumulative cross section as a function of q_{cutoff} compared with calculations done using Payne *et al.* [36], Yang *et al.* [37], as well the Klein–Nystrand [34] (standard and adapted) and Helm [35] form factors.

factor that we will describe shortly. Overall, the shape and structure of the weak form factor is similar to the charged one, but the position of minima and maxima are somewhat different. In our HF–SKE2 approach the first minimum of $F_{ch}(q)$ is at $q \sim 1.23 \text{ fm}^{-1}$ while for $F_W(q)$ it lies at $q \sim 1.19 \text{ fm}^{-1}$, pointing to the fact that the neutron distribution extends further out compared to the proton one. To quantify differences between the charge and weak form factor, in Fig. 9 we show the “weak-skin” form factor of ^{40}Ar using Eq. (17).

In order to appreciate which values of momentum transfer q are involved at different neutrino energies, as well as to see at which q values the differences in the nuclear modeling start causing discrepancies in reaction strength predictions, we plot cumulative cross sections for ^{40}Ar at several neutrino energies and for different models in Fig. 10. This is defined as the total cross section strength, integrated up to a cutoff value q_{cutoff} in the momentum transfer:

$$\sigma(q_{\text{cutoff}}) = \int_0^{q_{\text{cutoff}}} \frac{d\sigma(q)}{dq} \cdot dq \quad (18)$$

The model differences become stronger for increasingly high energies with discrepancies originating from the higher- q regions of the elastic form factor. The range of cutoff values also coincides with all kinematically available momentum transfers. At 100 MeV e.g., ^{40}Ar is only probed up to $q \approx 1 \text{ fm}^{-1}$.

In Fig. 11, we show differential cross sections on ^{40}Ar as a function of recoil energy T , and scattering angle θ_f , for different incoming neutrino energies according to Eq. (9) and (10). For comparison, we have also plotted the case with no nuclear structure effects i.e. $F(Q^2) = 1$. The effects of nuclear structure physics are more prominent as the neutrino energy increases. Most of the cross section strength lies in the lower-end of the recoil energy and in the forward scattering as the cross section falls off rapidly at higher T (top panels) and higher θ_f values (bottom panels). Most CE ν NS detectors are sensitive only to the recoil energy deposited in the detector but, in principle, in the future more advanced detector technologies might enable measurement of both nuclear recoil and angular distribution simultaneously. Utilizing such additional information can be valuable in disentangling new physics signals in CE ν NS experiments [40].

In Fig. 8, we come back to the differences between various predictions. Different form factor approaches are based on different representations of the nuclear densities, with no experimental data to constrain neutron distributions. Identifying the size of the differences between various theoretical predictions is crucial as experiments have to assign any deviation from expected event rates either to new physics or to unconstrained nuclear physics. We compare five predictions. These include three nuclear theory approaches: the HF–SKE2 calculation of this work, the predictions of Payne *et al.* [36] where form factors are calculated within a coupled-cluster theory from first principles using a chiral NNLO $_{\text{sat}}$ inter-

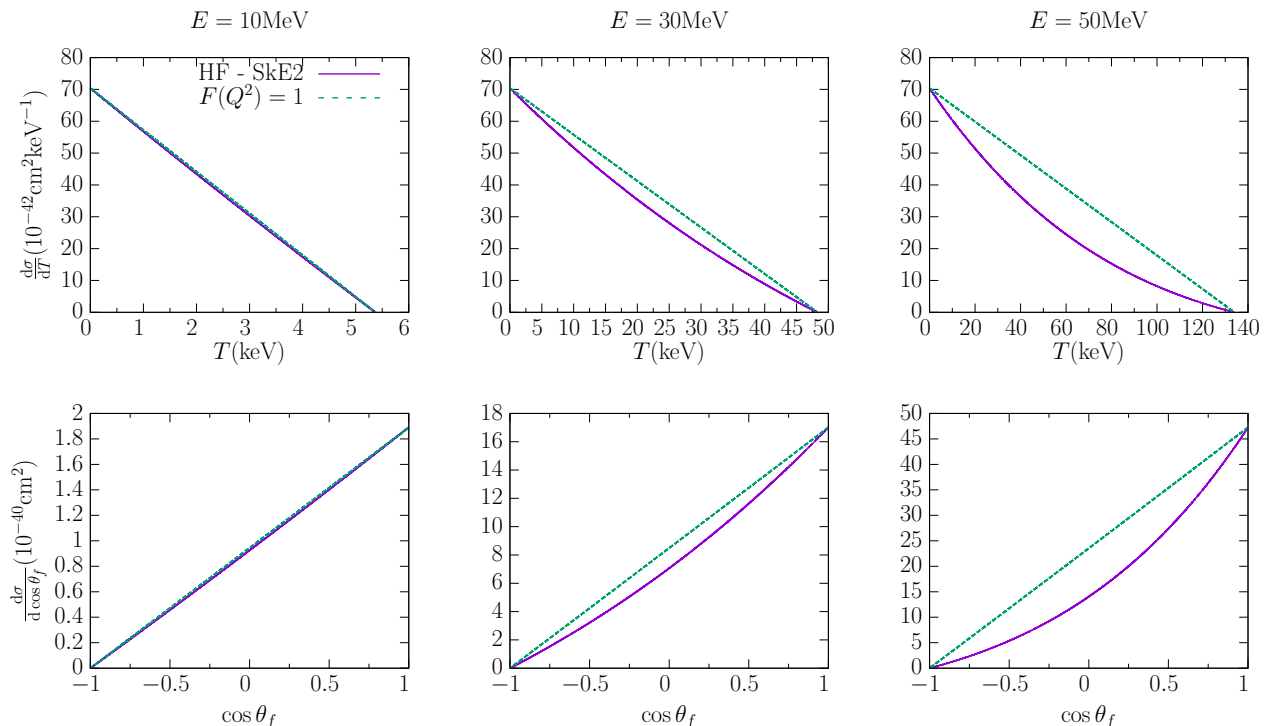


FIG. 11. (color online) Differential cross section on argon as a function of recoil energy and scattering angle.

action, and the calculations of Yang *et al.* [37] where form factors are predicted within a relativistic mean-field model informed by the properties of finite nuclei and neutron stars. They also contain two phenomenological approaches: the Helm [35] and Klein–Nystrand [34] form factors where density distributions are represented by analytical expression.

In the Helm approach [35] the density distribution is described as a convolution of a uniform nucleonic density with a given radius and a Gaussian profile characterized by the folding width s , accounting for the nuclear skin thickness. The resulting form factor is expressed as:

$$F_{\text{Helm}}(q^2) = \frac{3j_1(qR_0)}{qR_0} e^{-q^2 s^2/2}, \quad (19)$$

where $j_1(x) = \sin(x)/x^2 - \cos(x)/x$ is a spherical Bessel function of the first kind. R_0 is an effective nuclear radius given as: $R_0^2 = (1.23A^{1/3} - 0.6)^2 + \frac{7}{3}\pi^2 r_0^2 - 5s^2$ with $r_0 = 0.52$ fm and $s = 0.9$ fm, fitted [64, 65] to muon spectroscopy and electron scattering data compiled in [26]. The Klein–Nystrand (KN) form factor, adapted by the COHERENT Collaboration, is obtained from the convolution of a short-range Yukawa potential with range $a_k = 0.7$ fm over a Woods–Saxon distribution approximated as a hard sphere with radius $R_A = 1.23A^{1/3}$ fm [34]. The resulting form factor is expressed as:

$$F_{\text{KN}}(q^2) = \frac{3j_1(qR_A)}{qR_A} \left[\frac{1}{1 + q^2 a_k^2} \right]. \quad (20)$$

An adapted version of the KN form factor is often used, where R_A is defined as $R_A = \sqrt{\frac{5}{3}r_0^2 - 10a_k^2}$ utilizing measured proton rms radii r_0 of the nucleus [15, 66]. We show both the standard and the adapted (ad.) KN form factor. For the adapted we use $r_0 = 3.427$ fm, the measured proton rms radii of ^{40}Ar [27].

We attempt to quantify differences between different form factors and the CE ν NS cross section due to different underlying nuclear structure details. We consider quantities that emphasize the relative differences between the results of different calculations, arbitrarily using HF–SKE2 as a reference calculation, as follows:

$$|\Delta F_{\text{W}}^i(q)| = \frac{|F_{\text{W}}^i(q) - F_{\text{W}}^{\text{HF}}(q)|}{|F_{\text{W}}^{\text{HF}}(q)|}, \quad (21)$$

and

$$\Delta\sigma_{\text{W}}^i(E) = \frac{|\sigma_{\text{W}}^i(E) - \sigma_{\text{W}}^{\text{HF}}(E)|}{\sigma_{\text{W}}^{\text{HF}}(E)}, \quad (22)$$

where i refers to calculations from different approaches as discussed above.

The relative differences are shown in Fig. 12. We show only the low-momentum part of the weak form factor to a maximum value of $q = 0.5 \text{ fm}^{-1}$ (~ 100 MeV) that corresponds to a maximum incoming neutrino energy of $E \sim 50$ MeV, as shown in Fig. 10. The relative differences are shown on a linear scale. At smaller energies the momentum transfer is low and hence the differences between form factors are also small. For higher energies the

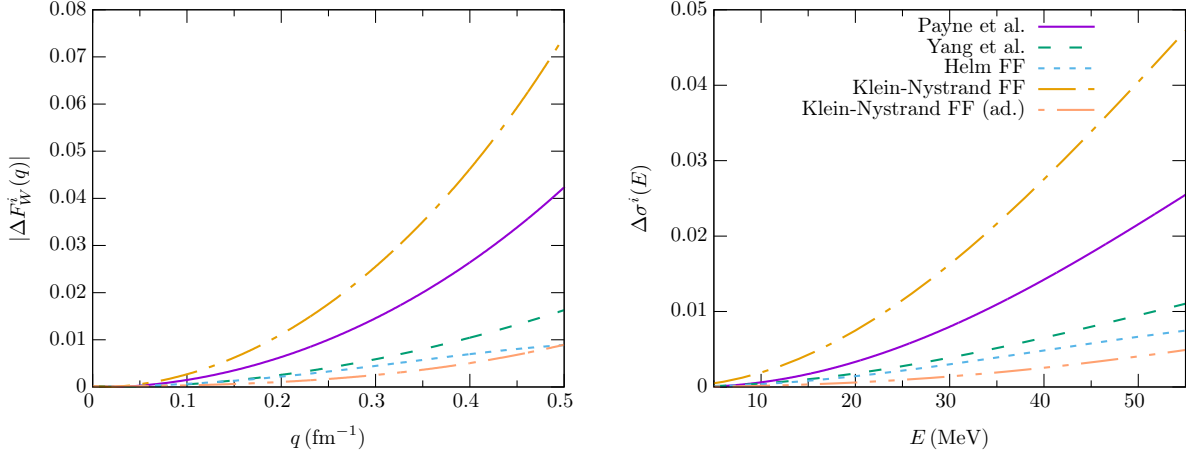


FIG. 12. (color online) Relative differences in the weak form factor and CE ν NS cross section predictions of Payne *et al.* [36], Yang *et al.* [37], Helm [35], Klein–Nystrand [34] and the adapted Klein–Nystrand [15, 66], all with respect to HF-SkE2.

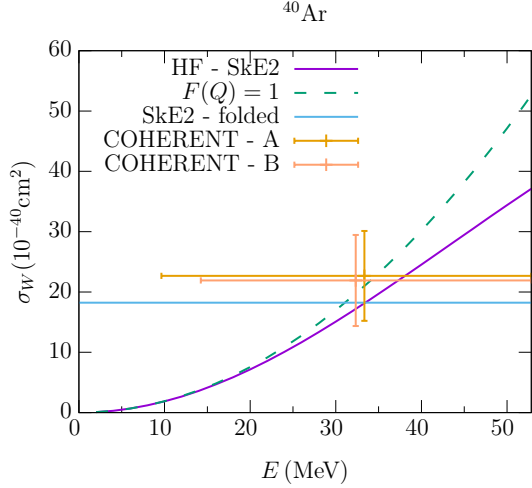


FIG. 13. (color online) The CE ν NS cross section on ^{40}Ar as a function of neutrino energy. Recent flux-folded measurement by the COHERENT collaboration [5] is shown along with the flux-folded HF-SkE2 prediction.

available momentum transfers increase and therefore the differences between the form factors become more prevalent. The differences in model predictions amount to $< 8\%$ over the entire momentum transfer range. The differences rise rapidly at the higher end of q . This translate into relative differences in CE ν NS cross sections, $\Delta\sigma(E)$, of $< 5\%$ over the whole energy range, where $E \lesssim 55$ MeV, relevant for neutrinos from pion decay-at-rest. Note that most of the strength in the cross section lies at the lower

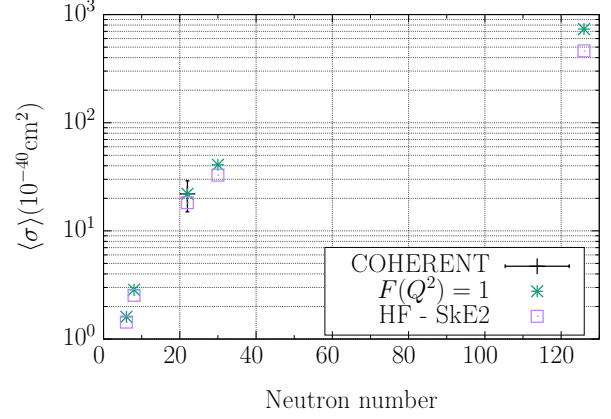


FIG. 14. (color online) Flux-averaged CE ν NS cross sections as a function of neutron number for the ^{12}C , ^{16}O , ^{40}Ar , ^{56}Fe and ^{208}Pb nuclei. We also show ^{40}Ar data measured by COHERENT [5].

T end (and therefore at the lower q end), as we have seen in Fig. 11.

The CE ν NS cross section on ^{40}Ar as a function of the neutrino energy is shown in Fig. 13. We also show recent flux-averaged measurements performed by the COHERENT collaboration [5]. Measurements from two analyses are included, with the horizontal bars indicating the minimum value set by the nuclear recoil threshold energy for each analysis. The flux-averaged measured cross section is $2.2 \pm 0.7 \times 10^{-39} \text{cm}^2$ (average of both analyses), while the HF-SkE2 predicted flux-averaged cross section is $1.82 \times 10^{-39} \text{cm}^2$. The total experimental error is dominated by statistics, amounting to $\sim 30\%$. Future

measurements by ton-scale LAr detector at SNS and 10-ton LAr detector CCM at LANL will be able to provide more precise measurements of the CE ν NS cross section on ^{40}Ar . In Fig. 14, we also show flux-folded cross sections as a function of neutron number for all five nuclei – ^{12}C , ^{16}O , ^{40}Ar , ^{56}Fe and ^{208}Pb – considered in this paper. As expected, the deviation of $F(Q^2) = 1$ from the full HF-SkE2 calculation becomes more prominent as the number of neutrons, and hence the influence of nuclear structure effects, increases. Also included is the ^{40}Ar data measured by COHERENT [5].

IV. CONCLUSIONS

The experimental observation of coherent elastic neutrino–nucleus scattering processes by the COHERENT collaboration has inspired physicists across many fields. The power of CE ν NS as a probe of BSM physics and its potential for determining neutron density distributions is being realized. The main uncertainty in the evaluation of the CE ν NS cross sections is driven by the weak form factor that encodes the entire nuclear structure contribution to the CE ν NS cross section.

We presented microscopic nuclear structure physics calculations of charge and weak nuclear form factors and the CE ν NS cross section on ^{12}C , ^{16}O , ^{40}Ar , ^{56}Fe and ^{208}Pb nuclei. We obtain neutron (proton) densities and weak (charge) form factors by solving the Hartree–Fock

equations with a Skyrme (SkE2) nuclear potential. Our predictions for ^{208}Pb and ^{40}Ar charge form factors describe elastic electron scattering data remarkably well.

After validating ^{40}Ar charge form factor calculations, we make predictions for the ^{40}Ar weak form factor. Thereby, we calculate differential cross section as a function of recoil energy and neutrino scattering angle. We attempt to gauge the level of theoretical uncertainty pertaining to the description of ^{40}Ar form factor and CE ν NS cross section by comparing relative differences between recent nuclear theory and widely-used phenomenological form factor predictions. We compare our ^{40}Ar prediction with recent measurements of the COHERENT collaboration. Future precise measurements of CE ν NS with ton and multi-ton detectors will aid in constraining neutron densities and weak nuclear form factor that will in turn improve prospects of extracting new physics through CE ν NS.

ACKNOWLEDGMENTS

We thank S. Bacca and J. Yang for providing their calculations for comparison. We thank Richard Van de Water for fruitful discussions. NVD and NJ are supported by the Research Foundation Flanders (FWOFlanders). VP and HR acknowledge the support from US DOE under grant DE-SC0009824.

-
- [1] D. Z. Freedman, Phys. Rev. D **9**, 1389 (1974).
[2] D. Akimov *et al.* [COHERENT Collaboration], Science **357**, 1123 (2017).
[3] D. Akimov *et al.* [COHERENT Collaboration], arXiv:1804.09459 [nucl-ex].
[4] D. Akimov *et al.* [COHERENT Collaboration], Phys. Rev. D **100**, 115020 (2019).
[5] D. Akimov *et al.* [COHERENT Collaboration], arXiv:2003.10630 [nucl-ex].
[6] J. Liao and D. Marfatia, Phys. Lett. B **775**, 54-47 (2017).
[7] J. B. Dent, B. Dutta, S. Liao, J. L. Newstead, L. E. Strigari, and J. W. Walker, Phys. Rev. D **97**, 035009 (2018).
[8] D. Aristizabal Sierra, N. Rojas, and M. Tytgat, JHEP **1803**, 197 (2018).
[9] P. B. Denton, Y. Farzan, and I. M. Shoemaker, JHEP **1807**, 037 (2018).
[10] T. Kosmas, D. Papoulias, M. Tortola, and J. Valle, Phys. Rev. D **96**, 063013 (2017).
[11] C. Blanco, D. Hooper, and P. Machado, arXiv:1901.08094 [hep-ph].
[12] D. Aristizabal Sierra, V. De Romeri, and N. Rojas, JHEP **09**, 069 (2019).
[13] M. Cadeddu, C. Giunti, Y. Li, and Y. Zhang, Phys. Rev. Lett. **120**, 072501 (2018).
[14] E. Ciuffoli, J. Evslin, Q. Fu, and J. Tang, Phys. Rev. D **97**, 113003 (2018).
[15] D. Aristizabal Sierra, J. Liao, and D. Marfatia, JHEP **06**, 141 (2019).
[16] D. Papoulias, T. Kosmas, R. Sahu, V. Kota, and M. Hota, Phys. Lett. B **800**, 135133 (2020).
[17] R. Van de Water, Searching for Sterile Neutrinos with the Coherent CAPTAIN-Mills Detector at the Los Alamos Neutron Science Center, <http://meetings.aps.org/Meeting/APR19/Session/Z14.9>, APS April Meeting 2019.
[18] A. Aguilar-Arevalo *et al.* [CONNIE Collaboration], JINST **11**, P07024 (2016).
[19] G. Agnolet *et al.* [MINER Collaboration], Nucl. Instrum. Meth. A **853**, 53 (2017).
[20] V. Belov *et al.* JINST **10**, P12011 (2015).
[21] R. Strauss *et al.*, Eur. Phys. J. C **77**, 506 (2017).
[22] J. Billard *et al.*, J. Phys. G **44**, 105101 (2017).
[23] H. T. Wong *et al.*, Nucl. Phys. A **844**, 229c (2010).
[24] R. Hofstadter, Rev. Mod. Phys. **28**, 214 (1956).
[25] H. De Vries, C. W. De Jager, and C. De Vries, Atom. Data Nucl. Data Tabl. **36**, 495 (1987).
[26] G. Fricke, C. Bernhardt, K. Heilig, L. A. Schaller, L. Schellenberg, E. B. Shera, and C. W. de Jager, Atom. Data Nucl. Data Tabl. **60**, 177 (1995).
[27] I. Angeli and K. Marinova, Atom. Data Nucl. Data Tabl. **99**, 69 (2013).
[28] M. Thiel, C. Sfienti, J. Piekarewicz, C. Horowitz and M. Vanderhaeghen, J. Phys. G **46**, 093003 (2019).
[29] T. Donnelly, J. Dubach, and I. Sick, Nucl. Phys. A **503**, 589 (1989).

- [30] S. Abrahamyan *et al.* [PREX Collaboration], Phys. Rev. Lett. **108**, 112502 (2012).
- [31] C. J. Horowitz, Z. Ahmed, C. M. Jen, A. Rakhman, P. A. Souder *et al.*, Phys. Rev. C **85**, 032501 (2012).
- [32] K. S. Kumar, Annals Phys. **412**, 168012 (2020).
- [33] K. Patton, J. Engel, G. C. McLaughlin and N. Schunck, Phys. Rev. C **86**, 024612 (2012).
- [34] S. Klein and J. Nystrand, Phys. Rev. C **60**, 014903 (1999).
- [35] R. H. Helm, Phys. Rev. **104**, 1466 (1956).
- [36] C. G. Payne, S. Bacca, G. Hagen, W. Jiang and T. Papenbrock, Phys. Rev. C **100**, 061304 (2019).
- [37] J. Yang, J. A. Hernandez and J. Piekarewicz, Phys. Rev. C **100**, 054301 (2019).
- [38] G. Co', M. Anguiano and A. Lallena, JCAP **04**, 044 (2020).
- [39] M. Tanabashi *et al.* [Particle Data Group], Phys. Rev. D **98**, 030001 (2018).
- [40] M. Abdullah, D. Aristizabal Sierra, B. Dutta and L. E. Strigari, arXiv:2003.11510 [hep-ph].
- [41] J. Ryckebusch, M. Waroquier, K. Heyde, J. Moreau, and D. Ryckbosch, Nucl. Phys. A **476**, 237 (1988).
- [42] J. Ryckebusch, K. Heyde, D. Van Neck, and M. Waroquier, Nucl. Phys. A **503**, 694 (1989).
- [43] N. Jachowicz, S. Rombouts, K. Heyde, and J. Ryckebusch, Phys. Rev. C **59**, 3246 (1999).
- [44] N. Jachowicz, K. Heyde, J. Ryckebusch and S. Rombouts, Phys. Rev. C **65**, 025501 (2002).
- [45] N. Jachowicz, K. Heyde and J. Ryckebusch, Phys. Rev. C **66**, 055501 (2002).
- [46] N. Jachowicz, K. Vantournhout, J. Ryckebusch, and K. Heyde, Phys. Rev. Lett. **93**, 082501 (2004).
- [47] N. Jachowicz and G. McLaughlin, Phys. Rev. Lett. **96**, 172301 (2006).
- [48] V. Pandey, N. Jachowicz, J. Ryckebusch, T. Van Cuyck, and W. Cosyn, Phys. Rev. C **89**, 024601 (2014).
- [49] V. Pandey, N. Jachowicz, T. Van Cuyck, J. Ryckebusch, and M. Martini, Phys. Rev. C **92**, 024606 (2015).
- [50] V. Pandey, N. Jachowicz, M. Martini, R. González-Jiménez, J. Ryckebusch, T. Van Cuyck, and N. Van Dessel, Phys. Rev. C **94**, 054609 (2016).
- [51] N. Van Dessel, N. Jachowicz, R. González-Jiménez, V. Pandey, and T. Van Cuyck, Phys. Rev. C **97**, 044616 (2018).
- [52] N. Van Dessel, N. Jachowicz, and A. Nikolakopoulos, Phys. Rev. C **100**, 055503 (2019).
- [53] A. Nikolakopoulos, N. Jachowicz, N. Van Dessel, K. Niewczas, R. González-Jiménez, J. M. Udías and V. Pandey, Phys. Rev. Lett. **123**, 052501 (2019).
- [54] N. Van Dessel, A. Nikolakopoulos, and N. Jachowicz, Phys. Rev. C **101**, 045502 (2020).
- [55] M. Tohyama, J. Phys. Conf. Ser. **529**, 012026 (2014).
- [56] D. Papoulias, T. Kosmas and Y. Kuno, Front. in Phys. **7**, 191 (2019).
- [57] M. Antonello *et al.* [MicroBooNE, LAr1-ND and ICARUS-WA104 Collaboration], arXiv:1503.01520 [physics.ins-det].
- [58] B. Abi *et al.* [DUNE Collaboration], arXiv:2002.03005 [hep-ex].
- [59] P. Amaudruz *et al.* [DEAP-3600 Collaboration], Phys. Rev. Lett. **121**, 071801 (2018).
- [60] P. Agnes *et al.* [DarkSide Collaboration], Phys. Rev. Lett. **121**, 081307 (2018).
- [61] J. Calvo *et al.* [ArDM Collaboration], JCAP **03**, 003 (2017).
- [62] A. Hime [MiniCLEAN Collaboration], arXiv:1110.1005 [physics.ins-det].
- [63] C. R. Ottermann, C. H. Schmitt, G. G. Simon, F. Borkowski, and V. H. Walther, Nucl. Phys. A **379**, 396 (1982).
- [64] G. Duda, A. Kemper and P. Gondolo, JCAP **04**, 012 (2007).
- [65] J. Lewin and P. Smith, Astropart. Phys. **6**, 87-112 (1996).
- [66] D. Papoulias, T. Kosmas and Y. Kuno, Front. in Phys. **7**, 191 (2019).