

# Monotonicity preservation properties of kernel regression estimators

Iosif Pinelis

*Department of Mathematical Sciences  
Michigan Technological University  
Houghton, Michigan 49931, USA  
E-mail: ipinelis@mtu.edu*

---

## Abstract

Three common classes of kernel regression estimators are considered: the Nadaraya–Watson (NW) estimator, the Priestley–Chao (PC) estimator, and the Gasser–Müller (GM) estimator. It is shown that (i) the GM estimator has a certain monotonicity preservation property for any kernel  $K$ , (ii) the NW estimator has this property if and only the kernel  $K$  is log concave, and (iii) the PC estimator does not have this property for any kernel  $K$ . Other related properties of these regression estimators are discussed.

*Keywords:* nonparametric estimators, kernel regression estimators, curve fitting, monotonicity preservation property

*2010 MSC:* 62G05, 62G08

---

## 1. Introduction, summary, and discussion

We are given points  $(x_1, y_1), \dots, (x_n, y_n)$  in  $\mathbb{R}^2$ . These points may be thought of as particular realizations of random pairs  $(X_1, Y_1), \dots, (X_n, Y_n)$ . In particular, this includes nonlinear regression models of the form

$$Y_i = f(X_i) + \varepsilon_i$$

for  $i \in [n] := \{1, \dots, n\}$ , where  $f$  is a somewhat smooth unknown function from  $\mathbb{R}$  to  $\mathbb{R}$  and the  $\varepsilon_i$ 's are random variables such that  $E(\varepsilon_i | X_1, \dots, X_n) = 0$  for all  $i$ .

One then wants to obtain an estimator  $\hat{f}$  of the unknown function  $f$ . A way to do that is to smooth the data  $(x_1, y_1), \dots, (x_n, y_n)$  using a kernel  $K$ , which is understood as a probability density function (pdf) on  $\mathbb{R}$  – that is, a nonnegative measurable function from  $\mathbb{R}$  to  $\mathbb{R}$  such that  $\int_{\mathbb{R}} K(u) du = 1$ . The resulting kernel smoothers  $\hat{f}$  of the data are called kernel regression estimators.

The kernel  $K$  is usually taken according to the formula

$$K(u) = K_{\kappa, h}(u) := \frac{1}{h} \kappa\left(\frac{u}{h}\right) \quad (1.1)$$

for real  $u$ , where  $\kappa$  can be thought of as a fixed kernel, and then  $h$  is a positive real number referred to as the bandwidth, whose choice may depend on the model, the estimator used, the sample size  $n$ , and possibly on the data as well; the choice of the “mother” kernel  $\kappa$  may depend on the model and the estimator. See e.g. [6].

Let

$$\mathbf{x} := (x_1, \dots, x_n) \quad \text{and} \quad \mathbf{y} := (y_1, \dots, y_n).$$

The three most common kernel regression estimators are as follows.

The *Nadaraya–Watson (NW) estimator* [15, 19] is defined by the formula

$$\hat{f}_K^{\text{NW}}(x) := \hat{f}_{K;\mathbf{x},\mathbf{y}}^{\text{NW}}(x) := \frac{\sum_{i=1}^n y_i K(x - x_i)}{\sum_{i=1}^n K(x - x_i)} \quad (1.2)$$

for all real  $x$  such that the denominator  $\sum_{i=1}^n K(x - x_i)$  of the ratio in (1.2) is nonzero; let us denote the set of all such  $x$  by  $D_{K;\mathbf{x},\mathbf{y}}^{\text{NW}}$ :

$$D_{K;\mathbf{x},\mathbf{y}}^{\text{NW}} := \left\{ x \in \mathbb{R} : \sum_{i=1}^n K(x - x_i) > 0 \right\}.$$

For  $x \notin D_{K;\mathbf{x},\mathbf{y}}^{\text{NW}}$ , the value of  $\hat{f}_{K;\mathbf{x},\mathbf{y}}^{\text{NW}}(x)$  is left undefined. So,  $D_{K;\mathbf{x},\mathbf{y}}^{\text{NW}}$  is the domain (of definition) of the NW estimator  $\hat{f}_{K;\mathbf{x},\mathbf{y}}^{\text{NW}}$ .

The *Priestley–Chao (PC) estimator* [16] is defined by the formula

$$\hat{f}_K^{\text{PC}}(x) := \hat{f}_{K;\mathbf{x},\mathbf{y}}^{\text{PC}}(x) := \sum_{i=1}^n y_i (x_i - x_{i-1}) K(x - x_i) \quad (1.3)$$

for all real  $x$ . Here, it is assumed that the  $x_i$ 's are in the order of their indices, so that

$$x_1 \leq \dots \leq x_n \quad (1.4)$$

and that  $x_0$  is a real number such that  $x_0 \leq x_1$ .

The *Gasser–Müller (GM) estimator* [9] is defined by the formula

$$\hat{f}_K^{\text{GM}}(x) := \hat{f}_{K;\mathbf{x},\mathbf{y}}^{\text{GM}}(x) := \sum_{i=1}^n y_i \int_{s_{i-1}}^{s_i} K(x - t) dt \quad (1.5)$$

for all real  $x$ , where

$$s_i := (x_i + x_{i+1})/2.$$

Here, (1.4) is assumed again, with the additional assumptions  $x_0 := -\infty$  and  $x_{n+1} := \infty$ , so that

$$s_0 = -\infty \quad \text{and} \quad s_n = \infty.$$

Note that  $x_0$  here is not the same as  $x_0$  for the PC estimator.

The PC and GM estimators are defined on the entire real line  $\mathbb{R}$ , which is thus the domain of these two estimators.

The question considered in the present note is this:

- Under what conditions on the kernel  $K$  do the NW, PC, and GM kernel estimators preserve the monotonicity?

More specifically, assume that condition (1.4) holds, as well as the condition

$$y_1 \leq \dots \leq y_n, \tag{1.6}$$

so that, if  $x_i < x_j$  for some  $i$  and  $j$  in  $[n]$ , then  $y_i \leq y_j$ . One can also say that  $\mathbf{x} = (x_1, \dots, x_n)$  and  $\mathbf{y} = (y_1, \dots, y_n)$  are co-monotone.

The co-monotonicity condition arises naturally e.g. in the following setting: We have two groups – labeled, say, as an  $x$ -group and a  $y$ -group, each consisting of  $n$  individuals. The individuals in each group are ordered according to the values of a certain numerical characteristic, matching the individual in the  $x$ -group with the  $i$ th smallest value  $x_i$  of the characteristic to the individual in the  $y$ -group with the  $i$ th smallest value  $y_i$  of the characteristic, so that conditions (1.4) and (1.6) hold.

Let us say that the NW kernel estimator preserves the monotonicity for a given kernel  $K$  if the function  $\hat{f}_K^{\text{NW}} = \hat{f}_{K;\mathbf{x},\mathbf{y}}^{\text{NW}}$  is nondecreasing (on its domain  $D_{K;\mathbf{x},\mathbf{y}}^{\text{NW}}$ ) for any natural  $n$  and any co-monotone  $\mathbf{x}$  and  $\mathbf{y}$  in  $\mathbb{R}^n$ . Similarly defined are the monotonicity preservation properties for the PC and GM kernel estimators, with the domain  $D_{K;\mathbf{x},\mathbf{y}}^{\text{NW}}$  of course replaced by  $\mathbb{R}$  for the latter two estimators.

The monotonicity preservation property appears to be natural and desirable for a curve estimator. This point is an instance of the general principle that it is desirable for the values of a statistical estimator to be in the set of all values of the estimated function of the unknown distribution. E.g., it is natural to want the values of an estimator of a nonnegative parameter to be nonnegative; the values of an estimator of a pdf to be pdf's; etc.

As pointed out e.g. in [10], “Monotone estimates are of course required in many practical applications, where physical considerations suggest that a response should be monotone in the dosage or the explanatory variable.” Various methods for monotonicizing kernel estimators have been proposed, including the isotonic regression methods using constrained optimization [8]; a method based on the minimization of misclassification costs [4]; constrained spline-based methods [13] and other projection techniques [12]; ones based on maximizing fidelity to the conventional empirical approach subject to monotonicity [10]; monotone smoothing by inversion [7]; a method based on the Hardy–Littlewood–Pólya monotone rearrangement [1]. The paper [5] uses a sieve (rather than kernel) estimator which imposes the monotonicity constraint.

The main results of this note, which will be proved in Section 2, are Theorems 1, 2, and 3, which characterize the kernels  $K$  for which the NW, PC, and GM kernel estimators preserve the monotonicity.

**Theorem 1.** *The NW kernel estimator preserves the monotonicity for a given kernel  $K$  if and only if  $K$  is log concave.*

Recall here that a nonnegative function  $g$  is log concave if  $\ln g$  is concave, with  $\ln 0 := -\infty$ . An important example of a log-concave kernel is any normal

pdf. Also, if  $K = K_{\kappa,h}$  is as in (1.1) with  $\kappa(u) = c_p e^{-|u|^p}$  for some real  $p \geq 1$  and all real  $u$  (with  $c_p := 1/\int_{-\infty}^{\infty} e^{-|u|^p} du$ ) or with  $\kappa(u) = b e^{-1/(1-u^2)} \mathbb{I}\{|u| < 1\}$  for all real  $u$  (with  $b := 1/\int_{-1}^1 e^{-1/(1-u^2)} du$  and  $\mathbb{I}\{\cdot\}$  denoting the indicator), then  $K$  is log concave. Also, the arbitrarily shifted and rescaled pdf's of the gamma distribution with shape parameter  $\geq 1$  and of the beta distribution with both parameters  $\geq 1$  are log concave. It is easy to see that the tails of any log-concave kernel  $K$  necessarily decrease at least exponentially fast. Also, clearly the kernel  $K_{\kappa,h}$  defined by (1.1) is log concave for each real  $h > 0$  if the corresponding mother kernel  $\kappa$  is log concave.

In a somewhat more specific setting, the “if” part of Theorem 1 was essentially presented in [14, Remark 2.1], based on a monotone likelihood ratio property of a posterior distribution, with a reference to [11, Lemma 2, page 74]. However, the latter lemma does not explicitly mention a posterior distribution. Therefore, we shall give a short, direct, and self-contained proof of the “if” part of Theorem 1, which will also be used to prove the “only if” part of Theorem 1.

**Theorem 2.** *The PC kernel estimator does not preserve the monotonicity for any given kernel  $K$ . More specifically, for any kernel  $K$ , any natural  $n$ , and any co-monotone  $\mathbf{x}$  and  $\mathbf{y}$  in  $\mathbb{R}^n$ , the function  $\hat{f}_{K;\mathbf{x},\mathbf{y}}^{\text{PC}}$  is not nondecreasing – unless  $\mathbf{x}$  and  $\mathbf{y}$  are trivial in the sense that*

$$y_i (x_i - x_{i-1}) = 0 \text{ for all } i \in [n] \quad (1.7)$$

(in which case  $\hat{f}_{K;\mathbf{x},\mathbf{y}}^{\text{PC}}$  is identically 0).

**Theorem 3.** *The GM kernel estimator preserves the monotonicity for any given kernel  $K$ .*

*Remark 4.* It immediately follows from the definitions (1.2), (1.3), and (1.5) that the NW, PC, and GM kernel estimators are linear in  $\mathbf{y}$ . In particular, if  $\mathbf{y}$  is replaced by  $-\mathbf{y}$ , then the values of these estimators change to their opposites. Therefore, the monotonicity preservation property of any one of these three estimators implies the corresponding constancy preservation property, by which we mean the following: if  $y_1 = \dots = y_n$ , then the corresponding values of the estimators do not depend on  $x$ .

In fact, it is obvious that, for any kernel  $K$ , the NW and GM kernel estimators have the constancy preservation property; moreover, they have the constant preservation property: if  $y_1 = \dots = y_n = c$ , then the NW and GM kernel estimators have the constant value  $c$ . On the other hand, in view of Theorem 2, for any kernel  $K$ , the function  $\hat{f}_{K;\mathbf{x},\mathbf{y}}^{\text{PC}}$  for  $y_1 = \dots = y_n$  is constant if and only if at least one of the following two trivial cases takes place: (i)  $y_1 = \dots = y_n = 0$  or (ii)  $x_1 = \dots = x_n$ .

The NW and GM kernel estimators also have the shift preservation property (which actually follows from the constant preservation property and the linearity): If  $y_1, \dots, y_n$  are replaced by  $y_1 + c, \dots, y_n + c$  for some real  $c$ , then  $\hat{f}_{K;\mathbf{x},\mathbf{y}}^{\text{NW}}$  and  $\hat{f}_{K;\mathbf{x},\mathbf{y}}^{\text{GM}}$  are replaced by  $\hat{f}_{K;\mathbf{x},\mathbf{y}}^{\text{NW}} + c$  and  $\hat{f}_{K;\mathbf{x},\mathbf{y}}^{\text{GM}} + c$ , respectively. On the other hand, for any kernel  $K$ , if  $y_1, \dots, y_n$  are replaced by  $y_1 + c, \dots, y_n + c$  for some

real  $c$ , then  $\hat{f}_{K;\mathbf{x},\mathbf{y}}^{\text{PC}}$  is replaced by  $\hat{f}_{K;\mathbf{x},\mathbf{y}}^{\text{PC}} + c$  if and only if at least one of the following two trivial cases takes place: (i)  $c = 0$  or (ii)  $x_1 = \dots = x_n$ .

Summarizing this remark, we may say that the NW and GM kernel estimators always have the constancy and shift preservation properties, whereas the PC estimator practically never has these nice properties.

The presence – or, in the case of the PC estimator, absence – of the monotonicity and shift preservation properties is illustrated in Figure 1.

The upper row in Figure 1 shows graphs of  $\hat{f}_{K;\mathbf{x},\mathbf{y}}^{\text{NW}}$ ,  $\hat{f}_{K;\mathbf{x},\mathbf{y}}^{\text{PC}}$ , and  $\hat{f}_{K;\mathbf{x},\mathbf{y}}^{\text{GM}}$  for the (randomly generated) 20-tuples

$$\begin{aligned} \mathbf{x} = & (-8.8, -8, -6.8, -6.3, -4.3, -3.9, -3.9, -3.7, -2.8, \\ & -2, -1.8, -1, -1, 1.9, 2.3, 2.9, 5.2, 6.5, 9.3, 10) \end{aligned} \quad (1.8)$$

and

$$\begin{aligned} \mathbf{y} = & (-7.1, -6.1, -5.8, -5.3, -4.9, -1.2, -0.6, -0.4, 0.8, \\ & 2, 2.1, 2.3, 2.4, 4.4, 5.9, 6, 6.9, 7.4, 8.1, 9.3), \end{aligned} \quad (1.9)$$

with  $K$  of the form  $K_h := K_{\kappa,h}$  as in (1.1) with  $\kappa$  being the standard normal density.

For each of the three graphs in the upper row of Figure 1, the bandwidth  $h$  of the kernel  $K_h$  is determined by cross-validation (see e.g. [18]) – that is, as an approximate minimizer (obtained numerically) of

$$\text{CW}(h) := \sum_{j=1}^{20} (y_j - \hat{f}_{K_h;\mathbf{x}^{(j)},\mathbf{y}^{(j)}}(x_j))^2$$

in real  $h > 0$ , where  $\hat{f} \in \{\hat{f}^{\text{NW}}, \hat{f}^{\text{PC}}, \hat{f}^{\text{GM}}\}$ ,  $\mathbf{x}^{(j)} := (x_1, \dots, x_{j-1}, x_{j+1}, \dots, x_{20})$ , and  $\mathbf{y}^{(j)} := (y_1, \dots, y_{j-1}, y_{j+1}, \dots, y_{20})$ .

The lower row in Figure 1 shows graphs of  $\hat{f}_{K;\mathbf{x},\mathbf{y}+\mathbf{10}}^{\text{NW}}$ ,  $\hat{f}_{K;\mathbf{x},\mathbf{y}+\mathbf{10}}^{\text{PC}}$ , and  $\hat{f}_{K;\mathbf{x},\mathbf{y}+\mathbf{10}}^{\text{GM}}$  for  $\mathbf{x}$  and  $\mathbf{y}$  as in (1.8) and (1.9), with  $\mathbf{y}$  replaced by its shifted version  $\mathbf{y} + \mathbf{10} := (y_1 + 10, \dots, y_n + 10)$ . Here the kernel  $K$  is of the same form as the one used for the upper row of Figure 1, with the bandwidth  $h$  still determined by cross-validation.

For the graphs of  $\hat{f}_{K;\mathbf{x},\mathbf{y}}^{\text{PC}}$  and  $\hat{f}_{K;\mathbf{x},\mathbf{y}+\mathbf{10}}^{\text{PC}}$  in Figure 1, it is assumed that  $x_0 := x_1 - h$ .

The corresponding data points are also shown in Figure 1.

Figure 1 illustrates the monotonicity and shift preservation properties of the NW and GM estimators and the lack of these properties for the PC estimator.

One may also note that the GM graphs in Figure 1 look very similar to the corresponding NW graphs. However, other choices of  $\mathbf{x}$  and  $\mathbf{y}$  suggest that the GM graphs are usually a bit smoother than the NW ones.

A possible reason for this is that the cross-validation quality  $\text{CW}(h)$  for the NW estimator is usually rather flat (that is, almost constant) in a large neighborhood of a minimizer  $h$  of  $\text{CW}(h)$ , and hence the choice of a numerical

minimizer  $h$  of  $CW(h)$  for the NW estimator may be rather unstable, which can then affect the smoothness of the resulting NW estimator. Moreover,  $CW$  is usually rather flat for the GM estimator as well. This observation is illustrated in Figure 2.

On the other hand, as clearly seen from the definition (1.5), the GM estimator is always continuous, for any, however discontinuous, kernel  $K$ . Of course, this cannot be said concerning the NW and PC estimators.

Figures 1 and 2 also suggest that, at least for the co-monotone  $\mathbf{x}$  and  $\mathbf{y}$ , the NW and GM curves fit the data  $(\mathbf{x}, \mathbf{y})$  significantly better than the PC estimator does. In particular, for  $\mathbf{x}$  and  $\mathbf{y}$  as in (1.8) and (1.9) the smallest values of the cross-validation quality  $CW$  are about 27.1, 71.7, and 20.7 for the NW, PC, and GM estimators, respectively; here, of course, the lower values of  $CW$  correspond to the higher quality of the fit.

Figure 3 is quite similar to Figure 1 except that in Figure 3 for the mother kernel  $\kappa$  we use the “rectangular” uniform density on the interval  $(-1/2, 1/2)$ , instead of the standard normal density.

We see that the graphs of the GM estimator in Figure 3 are much smoother than the corresponding graphs of the NW estimator; actually, in this setting the GM estimator is a piecewise affine continuous function.

Concerning the values of the cross-validation quality  $CW$  for the “rectangular” kernel  $K$ , they were about 105.8 for each of the two instances of the NW estimator and 23.4 for each of the two instances of the GM estimator, whereas for first and second instances of the PC estimator the respective  $CW$  values were about 99.2 and 2257.1. Thus, for such a discontinuous “rectangular” kernel  $K$ , the GM estimator appears to perform much better than the NW and PC ones. The performance of the PC estimator was especially poor in the second instance.

Figure 4 is quite similar to Figures 1 and 3 except that in Figure 4 the mother kernel  $\kappa$  is the infinitely smooth pdf defined by the formula  $\kappa(u) = b e^{-1/(1-u^2)} \mathbb{1}_{\{|u| < 1\}}$  for all real  $u$  with  $b := 1 / \int_{-1}^1 e^{-1/(1-u^2)} du$ .

We see that the graphs of the GM estimator in Figure 4 look again smoother than the corresponding graphs of the NW estimator; however, in this case all the curves are infinitely smooth.

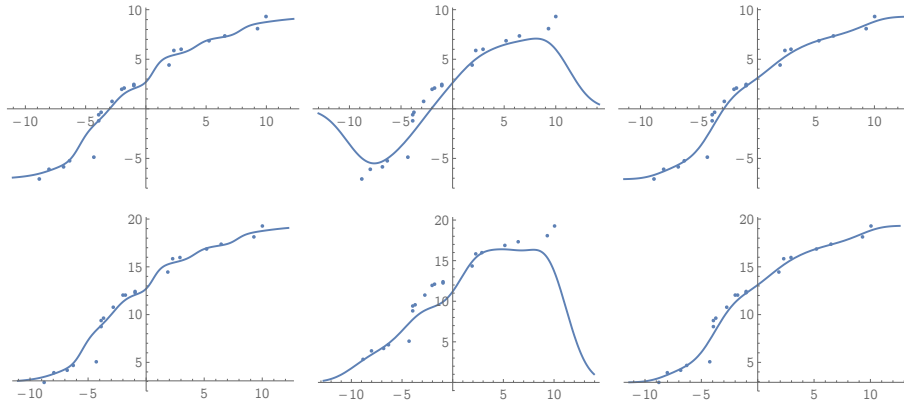


Figure 1: Upper row: graphs of  $\hat{f}_{K;\mathbf{x},\mathbf{y}}^{NW}$  (left),  $\hat{f}_{K;\mathbf{x},\mathbf{y}}^{PC}$  (middle), and  $\hat{f}_{K;\mathbf{x},\mathbf{y}}^{GM}$  (right) for  $\mathbf{x}$  and  $\mathbf{y}$  as in (1.8) and (1.9). Lower row: graphs of  $\hat{f}_{K;\mathbf{x},\mathbf{y}+10}^{NW}$  (left),  $\hat{f}_{K;\mathbf{x},\mathbf{y}+10}^{PC}$  (middle), and  $\hat{f}_{K;\mathbf{x},\mathbf{y}+10}^{GM}$  (right) for  $\mathbf{x}$  and  $\mathbf{y}$  as in (1.8) and (1.9). Here  $K$  is of the form (1.1) with  $\kappa$  being the standard normal density.

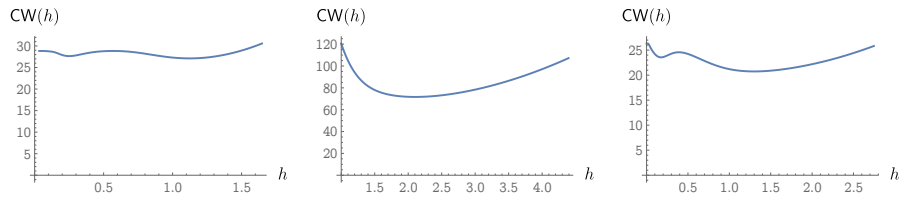


Figure 2: Graphs of CW for the NW estimator (left), the PC estimator (middle), and the GM estimator (right) for  $\mathbf{x}$  and  $\mathbf{y}$  as in (1.8) and (1.9). Here  $K$  is of the form (1.1) with  $\kappa$  being the standard normal density.

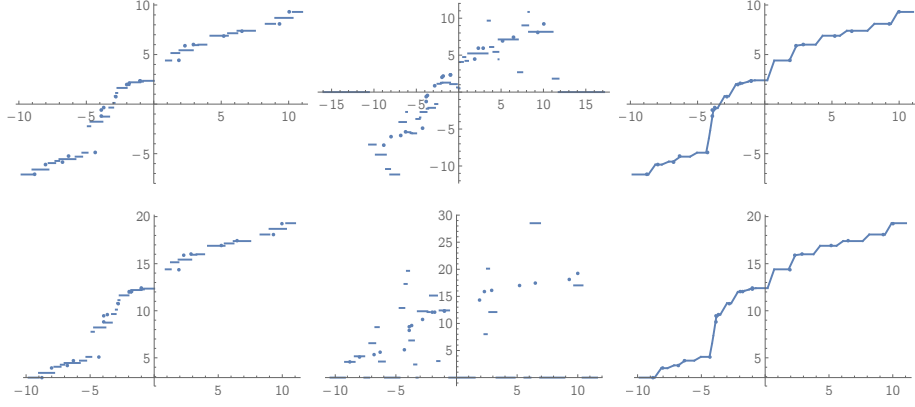


Figure 3: Upper row: graphs of  $\hat{f}_{K;x,y}^{NW}$  (left),  $\hat{f}_{K;x,y}^{PC}$  (middle), and  $\hat{f}_{K;x,y}^{GM}$  (right) for  $\mathbf{x}$  and  $\mathbf{y}$  as in (1.8) and (1.9). Lower row: graphs of  $\hat{f}_{K;x,y+10}^{NW}$  (left),  $\hat{f}_{K;x,y+10}^{PC}$  (middle), and  $\hat{f}_{K;x,y+10}^{GM}$  (right) for  $\mathbf{x}$  and  $\mathbf{y}$  as in (1.8) and (1.9). Here  $K$  is of the form (1.1) with  $\kappa$  being the uniform density on  $(-1/2, 1/2)$ .

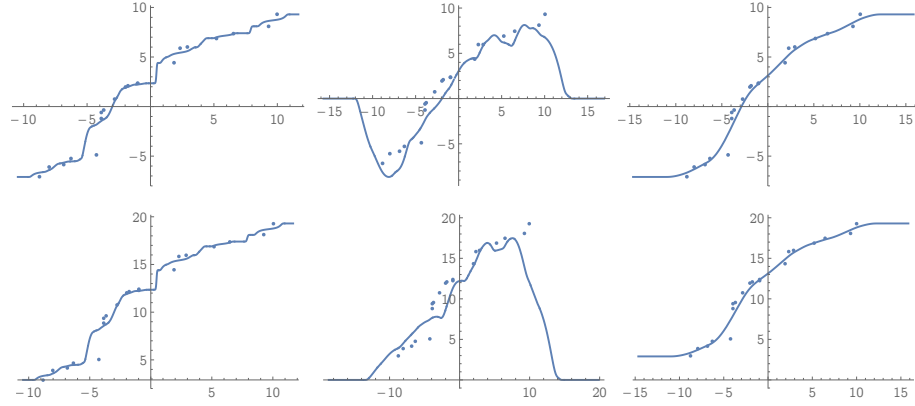


Figure 4: Upper row: graphs of  $\hat{f}_{K;x,y}^{NW}$  (left),  $\hat{f}_{K;x,y}^{PC}$  (middle), and  $\hat{f}_{K;x,y}^{GM}$  (right) for  $\mathbf{x}$  and  $\mathbf{y}$  as in (1.8) and (1.9). Lower row: graphs of  $\hat{f}_{K;x,y+10}^{NW}$  (left),  $\hat{f}_{K;x,y+10}^{PC}$  (middle), and  $\hat{f}_{K;x,y+10}^{GM}$  (right) for  $\mathbf{x}$  and  $\mathbf{y}$  as in (1.8) and (1.9). Here  $K$  is of the form (1.1) with  $\kappa(u) = b e^{-1/(1-u^2)} \mathbb{1}\{|u| < 1\}$  for all real  $u$ , where  $b = 1 / \int_{-1}^1 e^{-1/(1-u^2)} du$ .



## 2. Proofs

The proofs of Theorems 1, 2, and 3 given below are each based on quite different ideas.

*Proof of Theorem 1.*

Consider first the “if” part. Here we suppose that  $K$  is log concave. Take any  $x$  and  $z$  in  $D_{K;\mathbf{x},\mathbf{y}}^{\text{NW}}$  such that  $x < z$ . We have to show that  $\hat{f}_K^{\text{NW}}(z) \geq \hat{f}_K^{\text{NW}}(x)$ . Letting for brevity

$$k_i := K(x - x_i) \quad \text{and} \quad l_i := K(z - x_i),$$

$\sum_i := \sum_{i \in [n]}$ , and  $\sum_{i,j} := \sum_{i \in [n], j \in [n]}$ , we see that

$$\begin{aligned} & 2(\hat{f}_K^{\text{NW}}(z) - \hat{f}_K^{\text{NW}}(x)) \sum_i k_i \sum_j l_j \\ &= 2 \left( \frac{\sum_j y_j l_j}{\sum_j l_j} - \frac{\sum_i y_i k_i}{\sum_i k_i} \right) \sum_i k_i \sum_j l_j \\ &= 2 \sum_j y_j l_j \sum_i k_i - 2 \sum_i y_i k_i \sum_j l_j \\ &= \sum_j y_j l_j \sum_i k_i + \sum_i y_i l_i \sum_j k_j - \sum_i y_i k_i \sum_j l_j - \sum_j y_j k_j \sum_i l_i \\ &= \sum_{i,j} (y_j l_j k_i + y_i l_i k_j - y_i k_i l_j - y_j k_j l_i) \\ &= \sum_{i,j} (y_j - y_i)(l_j k_i - k_j l_i). \end{aligned} \tag{2.1}$$

For any  $i$  and  $j$  in  $[n]$  such that  $i \leq j$  we have  $x_i \leq x_j$  and hence, by the log-concavity of  $K$ ,  $k_i \geq l_i^{1-t} k_j^t$  and  $l_j \geq l_i^t k_j^{1-t}$ , where  $t := t_{i,j} := (z-x)/(x_j-x_i+z-x) \in [0,1)$  and  $0^0 := 0$ , so that  $l_j k_i \geq k_j l_i$  and hence  $(y_j - y_i)(l_j k_i - k_j l_i) \geq 0$ . The latter inequality similarly holds for any  $i$  and  $j$  in  $[n]$  such that  $i \geq j$ . So, by (2.1), we have  $\hat{f}_K^{\text{NW}}(z) \geq \hat{f}_K^{\text{NW}}(x)$ , which completes the proof of the “if” part of Theorem 1.

Consider now the “only if” part of Theorem 1. Here we are assuming that the NW kernel estimator preserves the monotonicity for  $K$ , and we have to show that  $K$  is then log concave. It is enough to show that  $K$  is log concave on the set  $s(K) := \{x \in \mathbb{R} : K(x) > 0\}$ .

Take  $n = 2$ ,  $y_1 = 0$ ,  $y_2 = 1$ ,  $x_1 = 0$ ,  $x_2 = (v-u)/2$ ,  $x = (v+u)/2$ , and  $z = v$  for any  $u$  and  $v$  in  $s(K)$  such that  $u < v$ . Then, by (2.1),  $l_2 k_1 \geq k_2 l_1$ , that is,  $K((v+u)/2)^2 \geq K(u)K(v)$ , which means that  $\ln K$  is midpoint concave. Also,  $\ln K$  is Lebesgue measurable, since  $K$  is a pdf. By Sierpiński’s theorem [17], any Lebesgue measurable midpoint concave function is concave. So,  $\ln K$  is concave and thus  $K$  is log concave. Now the “only if” part of Theorem 1 is proved as well.  $\square$

*Proof of Theorem 2.* Take any kernel  $K$ , any natural  $n$ , and any co-monotone  $\mathbf{x}$  and  $\mathbf{y}$  in  $\mathbb{R}^n$  such that the function  $\hat{f}_{K;\mathbf{x},\mathbf{y}}^{\text{PC}}$  is nondecreasing. We have to show that then  $\mathbf{x}$  and  $\mathbf{y}$  are trivial in the sense that (1.7) holds.

Since  $K$  is a pdf, (1.3) implies

$$\int_{\mathbb{R}} \hat{f}_K^{\text{PC}}(x) dx := \sum_{i=1}^n y_i (x_i - x_{i-1}) \in \mathbb{R},$$

so that  $\int_{\mathbb{R}} \hat{f}_K^{\text{PC}} \in L^1(\mathbb{R})$ .

However, the only nondecreasing function  $f \in L^1(\mathbb{R})$  is the zero function. Indeed, if  $f(a) > 0$  for some  $a \in \mathbb{R}$ , then  $f \geq f(a) > 0$  on the interval  $[a, \infty)$  and hence  $\int_{[a, \infty)} f(x) dx = \infty$ , which contradicts the assumption  $f \in L^1(\mathbb{R})$ . Similarly, if  $f(a) < 0$  for some  $a \in \mathbb{R}$ , then  $f \leq f(a) < 0$  on the interval  $(-\infty, a]$  and hence  $\int_{(-\infty, a]} f(x) dx = -\infty$ , which again contradicts the assumption  $f \in L^1(\mathbb{R})$ .

Therefore and because the function  $\hat{f}_{K;\mathbf{x},\mathbf{y}}^{\text{PC}}$  was assumed to be nondecreasing, we conclude that  $\hat{f}_{K;\mathbf{x},\mathbf{y}}^{\text{PC}}$  must be the zero function. Recalling (1.3) again and applying the Fourier transform, we see that

$$\sum_{j=1}^n y_j (x_j - x_{j-1}) e^{itx_j} \hat{K}(t) = 0 \quad (2.2)$$

for all real  $t$ , where  $\hat{K}$  is the Fourier transform/characteristic function of the pdf  $K$  given by the formula

$$\hat{K}(t) := \int_{\mathbb{R}} e^{itx} K(x) dx$$

and  $i$  is the imaginary unit. Since  $\hat{K}(0) = 1$  and the function  $\hat{K}$  is continuous, there exists some real  $t_0 > 0$  such that for all  $t \in (-t_0, t_0)$  we have  $\hat{K}(t) \neq 0$  and hence, by (2.2),  $\sum_{j=1}^n y_j (x_j - x_{j-1}) e^{itx_j} = 0$  or, equivalently,

$$\sum_{j \in J} y_j (x_j - x_{j-1}) e^{itx_j} = 0,$$

where

$$J := \{j \in \{1, \dots, n\} : x_j - x_{j-1} \neq 0\}.$$

Note that the  $x_j$ 's for  $j \in J$  are pairwise distinct – because for any  $j$  and  $k$  in  $J$  such that  $j < k$  we have  $x_j \leq x_{k-1} < x_k$ . Using now the textbook fact that exponential functions are linearly independent on any nonempty open interval (cf. e.g. Lemma 3.2 on page 92 in [3] or a more general version for group characters [2, Theorem 12, page 38]), we conclude that  $y_j (x_j - x_{j-1}) = 0$  for all  $j \in J$  and hence for all  $j \in \{1, \dots, n\}$ , which completes the proof of Theorem 2.  $\square$

*Proof of Theorem 3.* Let  $F$  be the cdf corresponding to the pdf  $K$ , so that

$$F(x) = \int_{-\infty}^x K(u) du$$

for  $x \in [-\infty, \infty]$ . Also introduce

$$(\Delta_i F)(x) := F(x - s_{i-1}) - F(x - s_i)$$

for all  $x \in [-\infty, \infty]$  and all  $i = 1, \dots, n$  and

$$\Delta y_i := y_i - y_{i-1}$$

for all  $i = 2, \dots, n$ , so that

$$y_i = y_1 + \sum_{j=2}^i \Delta y_j$$

for all  $i = 1, \dots, n$ ; as usual,  $\sum_{j=2}^1 \dots := 0$ . Then, recalling the definition (1.5) of the GM kernel estimator, for all real  $x$  we have

$$\begin{aligned} \hat{f}_K^{\text{GM}}(x) &= \sum_{i=1}^n y_i (\Delta_i F)(x) \\ &= \sum_{i=1}^n \left( y_1 + \sum_{j=2}^i \Delta y_j \right) (\Delta_i F)(x) \\ &= y_1 \sum_{i=1}^n (\Delta_i F)(x) + \sum_{i=1}^n \sum_{j=2}^i \Delta y_j (\Delta_i F)(x) \\ &= y_1 + \sum_{j=2}^n \Delta y_j \sum_{i=j}^n (\Delta_i F)(x) \\ &= y_1 + \sum_{j=2}^n \Delta y_j F(x - s_{j-1}), \end{aligned}$$

taking into account that  $s_0 = -\infty$  and  $s_n = \infty$ , whereas  $F(-\infty) = 0$  and  $F(\infty) = 1$ . Also, by (1.6),  $\Delta y_j \geq 0$  for all  $j = 2, \dots, n$ . Now it is obvious that the function  $\hat{f}_K^{\text{GM}}$  is nondecreasing. This completes the proof of Theorem 3.  $\square$

- [1] Dragi Anevski and Anne-Laure Fougères, *Limit properties of the monotone rearrangement for density and regression function estimation*, *Bernoulli* **25** (2019), no. 1, 549–583. MR 3892329
- [2] Emil Artin, *Galois theory*, Edited and supplemented with a section on applications by Arthur N. Milgram. Second edition, with additions and revisions. Fifth reprinting. Notre Dame Mathematical Lectures, No. 2, University of Notre Dame Press, South Bend, Ind., 1959. MR 0265324

- [3] Viorel Barbu, *Differential equations*, Springer, Cham, 2016. MR 3585801
- [4] Daniel A. Bloch and Bernard W. Silverman, *Monotone discriminant functions and their applications in rheumatology*, Journal of the American Statistical Association **92** (1997), no. 437, 144–153.
- [5] Denis Chetverikov and Daniel Wilhelm, *Nonparametric instrumental variable estimation under monotonicity*, Econometrica **85** (2017), no. 4, 1303–1320. MR 3681772
- [6] C.-K. Chu and J. S. Marron, *Choosing a kernel regression estimator*, Statist. Sci. **6** (1991), no. 4, 404–436, With comments and a rejoinder by the authors. MR 1146907
- [7] Holger Dette, Natalie Neumeyer, and Kay F. Pilz, *A simple nonparametric estimator of a strictly monotone regression function*, Bernoulli **12** (2006), no. 3, 469–490. MR 2232727
- [8] Jerome Friedman and Robert Tibshirani, *The monotone smoothing of scatterplots*, Technometrics **26** (1984), no. 3, 243–250.
- [9] Theo Gasser and Hans-Georg Müller, *Kernel estimation of regression functions*, Smoothing techniques for curve estimation (Proc. Workshop, Heidelberg, 1979), Lecture Notes in Math., vol. 757, Springer, Berlin, 1979, pp. 23–68. MR 564251
- [10] Peter Hall and Li-Shan Huang, *Nonparametric kernel regression subject to monotonicity constraints*, Ann. Statist. **29** (2001), no. 3, 624–647. MR 1865334
- [11] E. L. Lehmann, *Testing statistical hypotheses*, John Wiley & Sons, Inc., New York; Chapman & Hall, Ltd., London, 1959. MR 0107933
- [12] E. Mammen, J. S. Marron, B. A. Turlach, and M. P. Wand, *A general projection framework for constrained smoothing*, Statistical Science **16** (2001), no. 3, 232–248.
- [13] E. Mammen and C. Thomas-Agnan, *Smoothing splines and shape restrictions*, Scandinavian Journal of Statistics **26** (1999), no. 2, 239–252.
- [14] Hari Mukerjee, *Monotone nonparameteric regression*, Ann. Statist. **16** (1988), no. 2, 741–750. MR 947574
- [15] E. A. Nadaraya, *On nonparametric estimates of density functions and regression curves*, Theory Probab. Appl. **10** (1965), 186–190.
- [16] M. B. Priestley and M. T. Chao, *Non-parametric function fitting*, J. Roy. Statist. Soc. Ser. B **34** (1972), 385–392. MR 331616
- [17] Waclaw Sierpinski, *Sur les fonctions convexes mesurables*, Fundamenta Mathematicae **1** (1920), no. 1, 125–128.

- [18] M. Stone, *Cross-validatory choice and assessment of statistical predictions*, Journal of the Royal Statistical Society. Series B (Methodological) **36** (1974), no. 2, 111–147.
- [19] Geoffrey S. Watson, *Smooth regression analysis*, Sankhyā Ser. A **26** (1964), 359–372. MR 185765