

# On the superiority of PGMs to PDCAs in nonsmooth nonconvex sparse regression

Shummin Nakayama<sup>\*1</sup> and Jun-ya Gotoh<sup>†1</sup>

<sup>1</sup>Department of Industrial and Systems Engineering, Chuo University<sup>‡</sup>

July 3, 2020

## Abstract

This paper conducts a comparative study of proximal gradient methods (PGMs) and proximal DC algorithms (PDCAs) for sparse regression problems which can be cast as Difference-of-two-Convex-functions (DC) optimization problems. It has been shown that for DC optimization problems, both General Iterative Shrinkage and Thresholding algorithm (GIST), a modified version of PGM, and PDCA converge to critical points. Recently some enhanced versions of PDCAs are shown to converge to d-stationary points, which are stronger necessary condition for local optimality than critical points. In this paper we claim that without any modification, PGM always converges to a d-stationary point not only to DC problems but also to more general nonconvex problems. This fact holds true also for extended versions such as GIST and its alternating optimization version, which is to be developed in this paper. Numerical results show that among several algorithms in the two categories, modified versions of PGM perform best among those not only in solution quality but also in computation time.

**Keywords:** Proximal gradient method DC algorithms Proximal alternating linearized minimization D-stationary points Critical points

## 1 Introduction

In regression analysis the variable selection and the outlier detection are crucial to achieve good out-of-sample performance. However, popular criteria for those tasks are computationally intractable in that most of them are cast as combinatorial or non-convex optimization problems. Therefore,

<sup>\*</sup>E-mail: shummin@kc.chuo-u.ac.jp; ORCID: <https://orcid.org/0000-0001-7780-8348>

<sup>†</sup>E-mail: jgoto@indsys.chuo-u.ac.jp; ORCID: <https://orcid.org/0000-0002-0097-7298>

<sup>‡</sup>1-13-27 Kasuga, Bunkyo-ku, Tokyo 112-8551, JAPAN

global optimization methods are applicable only for small-sized instances, and it is common to employ heuristics or approximation approaches. For example, LASSO is the most popular approach to variable selection because of the tractability brought by the  $\ell_1$ -regularizer, but it does not necessarily select “true” set of variables.

To fix the limitation of LASSO, there have been proposed several nonconvex formulations such as  $\ell_q$ -approximation ( $0 < q < 1$ ), SCAD [6], MCP [18], Capped- $\ell_1$  [19], Log-Sum-Penalty [4], which all employ continuous but nonconvex nonsmooth regularizers to *approximate* the so-called  $\ell_0$ -norm.

In this paper we consider another continuous formulation studied by, for example, [8, 12]. In contrast to the preceding ‘approximation’ approaches mentioned above, the approach we focus on has an exact penalty representation. Indeed, under some conditions it is shown to have exactly the same optimal solutions as those to the  $\ell_0$ -constrained counterpart.

To solve the structured optimization problem, two groups of algorithms have been proposed: (a) those based on Proximal Gradient Method (PGM) and (b) those based on proximal DC (Difference of two Convex functions) Algorithm (PDCA). In the literature, each of the algorithms has been compared in part and it is not clear which algorithm performs best.

The purpose of this paper is to compare several representative implementations from the two groups and to see which is the best for the specially structured task. Specifically, findings and contributions of this paper are summarized as follows.

- First of all, we prove that for the structured nonconvex nonsmooth problems, any accumulation point generated by PGM converges to a d-stationary point, which is a stronger necessary condition for local optimality than the convergence to a critical point, to which PDCA-based algorithms have been only shown to converge except a few enhanced versions. The convergence is well known for the convex case, but, to our best knowledge, it is not stated for the nonsmooth nonconvex case. For example, [7] deals with a nonconvex case, but it only shows the convergence to a critical point (see Table 1.1). Our result is fundamental and sheds a new light on a nice feature of PGM.
- We extend the exact penalty representation of [8, 12] to a sparse robust regression, namely, regression analysis seeking a simultaneous pursuit of variable selection and outlier detection. To solve the problem, we develop GPALM, a nonmonotone extension of Proximal Alternating Linearized Minimization (PALM) [3], and show its convergence to d-stationarity.
- From numerical comparisons over a couple of sparse regression problems, we find that PDCAs perform good only when the penalty parameter is small whereas they result in worse solutions than PGMs do for large penalty, which is not preferable for the use in the sparse regression problems. More specifically, General Iterative Shrinkage and Thresholding algorithm (GIST) [7], which is a modified version of PGM, perform better than any other PDCA approaches and plain PGM, not only in computation time, but also in solution quality. While modified versions

of PDCA, which are guaranteed to converge to d-stationary points, performed better than plain PDCA in solution quality, it takes longer for them to attain the d-stationarity because of a combinatorial manipulation required at each iteration.

Table 1.1: Summary of convergence points for the DC problems

| methods | critical point   | l-stationary point | d-stationary point |
|---------|------------------|--------------------|--------------------|
| PGM     | ←                | Attouch et al. [1] | this paper         |
| PALM    | ←                | Bolte et al. [3]   | this paper         |
| APG     | ←                | Lo and Lin [9]     | this paper         |
| GIST    | Gong et al. [7]  | Lu and Li [12]     | this paper         |
| GPALM   | ←                | ←                  | this paper         |
| PDCA    | Gotoh et al. [8] | Liu et al. [11]    | (unknown)          |
| PDCAe   | Wen et al. [16]  | (unknown)          | (unknown)          |
| EPDCA   | ←                | ←                  | Lu et al. [14]     |
| NEPDCA  | ←                | ←                  | Lu and Zhou [13]   |

The d-stationarity implies the l-stationarity, whereas being a critical point is weaker than the other two. See Section 3 for the definition of each solution concept and some illustrative examples.

The structure of this paper is as follows. The next section describes the formulation to be analyzed and a motivation of the analysis in the context of the sparse regression. Section 3 summarizes two categories of existing algorithms and associates those with known convergence results. Section 4 is devoted to show the convergence of PGMs to d-stationary points. An extended application to sparse robust regression is discussed in Section 5. Section 6 shows numerical results, comparing the algorithms discussed in this paper. Section 7 concludes the paper. Some proofs are given in Appendix.

## 2 Formulation and motivation

In this paper, we consider several solution methods to solve optimization problems of the form:

$$\underset{x}{\text{minimize}} \quad F(x) := f(x) + g(x), \quad (2.1)$$

where  $f : \mathbb{R}^p \rightarrow \mathbb{R}$  is  $L$ -smooth (possibly, nonconvex) and  $g : \mathbb{R}^p \rightarrow \mathbb{R} \cup \{\infty\}$  is proper lower semi-continuous (*lsc*). Here, we say  $f$  is  $L$ -smooth if there exists  $L > 0$  such that for any  $x, y$ , it is valid

$$\|\nabla f(x) - \nabla f(y)\| \leq L\|x - y\|,$$

where  $\|\cdot\|$  denotes the Euclidean norm (or  $\ell_2$  norm). We assume that  $F$  is bounded below. In this paper we focus on the case where  $g$  is nonsmooth and nonconvex.

While theoretical results shown in Section 4 are valid in a general setting just as stated, our focus is on how those algorithms perform in a structured sparse optimization problems. Specifically we further assume that  $g$  is DC, namely, it can be represented as the Difference of two Convex functions,

i.e.,  $g = g_1 - g_2$  with  $g_1, g_2$  being both convex, and (2.1) then becomes

$$\underset{x}{\text{minimize}} \quad F(x) := f(x) + g_1(x) - g_2(x). \quad (2.2)$$

We next explain the details of the problems of interest.

## 2.1 Continuous exact penalty reformulation for sparse regression

Let  $(a_1, b_1), \dots, (a_N, b_N) \in \mathbb{R}^{p+1}$  be a set of  $N$  sampled pairs of input (or feature) vector  $\tilde{a} \in \mathbb{R}^p$  and output  $\tilde{b} \in \mathbb{R}$ , and consider to estimate a linear relation between the input and output:  $\tilde{b} \leftarrow \sum_{j=1}^p x_j \tilde{a}_j$ , where  $x_j$  is the coefficient of the  $j$ -th input  $\tilde{a}_j$ , ( $j = 1, \dots, p$ ). (For simplicity, we omit to describe the intercept.) A certain empirical risk function is usually minimized to estimate the coefficients. For example, minimizing the sum of squared residuals,

$$f(x) = \sum_{i=1}^N (b_i - \sum_{j=1}^p a_{ij} x_j)^2,$$

is dominantly used for the ordinary regression, while minimizing the negative likelihood, defined by

$$f(x) = \sum_{i=1}^N \ln \left( 1 + \exp(-b_i \sum_{j=1}^p a_{ij} x_j) \right),$$

of logistic distribution is popular for the binary classification where  $b_i \in \{\pm 1\}$ . Whatever criterion is used, minimizing only an empirical risk function may result in an overfit to the given data set. To avoid an overfit, it is reasonable to consider to select inputs by limiting the number of used coefficients via the  $\ell_0$ -constrained estimation:

$$\underset{x}{\text{minimize}} \quad f(x) \quad (2.3)$$

$$\text{subject to} \quad \|x\|_0 \leq K, \quad (2.4)$$

where  $\|x\|_0$  denotes the  $\ell_0$  (pseudo-)norm (i.e., the number of non-zero components) of a vector  $x$ , and  $K \in \{0, 1, \dots, N\}$  is a user-defined parameter. If  $0 < K < N$ , the  $\ell_0$ -constraint actually works for variable selection. It is widely recognized that the global optimization of (2.3)–(2.4) is hard because of the combinatorial feature or the discontinuity of the constraint (2.4). In this paper we tackle this problem by using a continuous exact (i.e., not approximate) reformulation studied by, for example, [8].

Let  $x_{(i)}$  denote the  $i$ -th largest element of a vector  $x \in \mathbb{R}^p$  in absolute values, i.e.,  $|x_{(1)}| \geq |x_{(2)}| \geq \dots \geq |x_{(p)}|$ . Let us denote the sum of the absolute values of the smallest  $N - K$  components by

$$T_K(x) := |x_{(K+1)}| + \dots + |x_{(p)}|.$$

It is easy to see that the  $\ell_0$ -constraint (2.4) can be replaced with the equality constraint given as  $T_K(x) = 0$ . Here, by moving the constraint to the objective, let us consider a penalized version:

$$\underset{x}{\text{minimize}} \quad f(x) + \lambda T_K(x), \quad (2.5)$$

where  $\lambda \geq 0$  is a user-defined parameter. Since  $T_K(x) \geq 0$  for all  $x \in \mathbb{R}^p$ , by definition, and the second term of the objective function of (2.5) plays a penalty term;  $T_K(\hat{x}) > 0$  implies that a point  $\hat{x}$  violates the  $\ell_0$ -constraint, i.e.,  $\|\hat{x}\|_0 > K$ . What is nice about (2.5) is that it has the exact penalty property. Namely, it is shown that for a large  $\lambda$ , any optimal solution to (2.5) is also optimal to the  $\ell_0$ -constrained problem (2.3)–(2.4), and vice versa. Note that unlike the approaches listed in Introduction, this replacement is not approximation but an equivalent representation to (2.4), while maintaining the continuity of the involved function. On the other hand, since  $T_K$  is nonsmooth and nonconvex similarly to the other continuous approximations, we need to pick up a good solution method.

Note that (2.5) can be represented as a DC optimization problem of the form (2.2) since  $T_K(x)$  can be represented, for example, by

$$T_K(x) = \|x\|_1 - \|x\|_K, \quad (2.6)$$

where  $\|x\|_k$  denotes the sum of the largest  $k$  components of  $x \in \mathbb{R}^p$  and is called the largest- $k$  norm of  $x$ , i.e.,  $\|x\|_k := |x_{(1)}| + |x_{(2)}| + \cdots + |x_{(k)}|$ .

### 3 Existing algorithms

This section describes two groups of algorithms to approach to the nonsmooth nonconvex problems, (2.1) and (2.2): PGMs (Section 3.1) and PDCAs (Section 3.2).

#### 3.1 PGM and GIST

To solve (2.1), PGM updates the incumbent  $x_t$  by the formula:

$$x_{t+1} \in \text{Prox}_{g/\eta_t} \left( x_t - \frac{1}{\eta_t} \nabla f(x_t) \right) \quad (3.1)$$

at each iteration, where

$$\text{Prox}_g(y) := \underset{x \in \mathbb{R}^n}{\text{argmin}} \left\{ g(x) + \frac{1}{2} \|x - y\|^2 \right\}$$

---

**Algorithm 1** Proximal Gradient Method (PGM)

---

**Input:** Problem (2.1)  
**Initialize:**  $x_0 \in \text{dom}F$ ,  $t \leftarrow 0$   
**repeat**  
    Update the incumbent via (3.1), and set  $t \leftarrow t + 1$   
**until** some stopping criterion is satisfied

---

is the proximal mapping of  $y$  with respect to  $g$ . According to Lu and Li [12], the proximal mapping  $x = (\text{Prox}_{T_K}(x))_j$  with respect to  $T_K$  is given by

$$(\text{Prox}_{T_K}(x))_j = \begin{cases} x_j, & j \in \mathcal{J}, \\ \text{soft}_\lambda(x_j), & j \notin \mathcal{J}, \end{cases} \quad j = 1, \dots, p,$$

where  $\mathcal{J}$  denotes the index set of largest  $K$  components, and

$$\text{soft}_\lambda(x) := \begin{cases} x + \lambda, & x \leq -\lambda, \\ 0, & -\lambda \leq x \leq \lambda, \\ x - \lambda, & x \geq \lambda, \end{cases} \quad (3.2)$$

is the soft-thresholding operator. The operation  $\text{Prox}_{T_K}(x_t)$  can thus be computed efficiently, and it is reasonable to apply PGM to solve (2.5).

It is known that if  $f$  is  $L$ -smooth and the parameter satisfies  $\eta_t > L$ , any sequence,  $\{x_t : t \geq 0\}$ , generated by PGM satisfies

$$F(x_{t+1}) \leq F(x_t) - \frac{(1 - \frac{L}{\eta_t})\eta_t}{2} \|x_{t+1} - x_t\|^2. \quad (3.3)$$

If  $F$  is bounded below and the generated sequence is bounded, then it follows from (3.3) that

$$\lim_{t \rightarrow \infty} \|x_{t+1} - x_t\| = 0. \quad (3.4)$$

Consequently,  $\{x_t\}$  converges to a point satisfying

$$0 \in \partial F(x^*) = \nabla f(x^*) + \partial g(x^*), \quad (3.5)$$

(see, e.g., [1], for the details). Here we should recall the definition of subdifferential  $\partial F(x)$  of a nonconvex function  $F$ .

**Definition 1.** For a proper lower semi-continuous (lsc) function  $F : \mathbb{R}^p \rightarrow (-\infty, \infty]$ , the *limiting subdifferential* is defined as

$$\partial F(x) := \left\{ \xi \in \mathbb{R}^p \mid \begin{array}{l} \exists (x_t, F(x_t)) \rightarrow (\bar{x}, F(\bar{x})), \\ \xi_t \in \hat{\partial} F(x_t), \xi_t \rightarrow \xi \end{array} \right\},$$

where

$$\hat{\partial}F(x) := \left\{ \xi \in \mathbb{R}^p \mid \liminf_{y \rightarrow x} \frac{F(y) - F(x) - \langle \xi, y - x \rangle}{\|y - x\|} \geq 0 \right\}$$

is called *regular subdifferential*.

For example,  $F(x) = \frac{1}{2}x^2 - |x|$  is indifferentiable and non-convex around  $x = 0$ , so that  $\hat{\partial}F(0) = \emptyset$ . On the other hand,  $\partial F(0) = \{-1, 1\}$ . By definition,  $\hat{\partial}F(x) \subset \partial F(x)$ . With these different subdifferentials, we distinguish the limiting stationarity and regular stationarity.

**Definition 2.** We call  $x^*$  a *limiting-stationary point* of (2.1) if  $0 \in \partial F(x^*)$ . On the other hand, we call  $x^*$  a *(regular) stationary point* of (2.1) if  $0 \in \hat{\partial}F(x^*)$ .

Any regular stationary point is l-stationary (Figure 3.1). Note that when  $g$  is a proper lsc convex function,  $\partial F(x)$  and  $\hat{\partial}F(x)$  are equivalent and then we do not have to pay attention to the difference of the two stationarities. On the other hand, however, when  $g$  is nonconvex and nonsmooth, the difference can be significant; it is noteworthy that all the existing works on PGM for nonconvex problems only show the convergence to l-stationary points.

The regular stationarity can be replaced with a bit more intuitive one in our setting.

**Definition 3.** We call  $x^*$  a *d(irectional)-stationary point* if

$$F'(x^*; d) := \lim_{\tau \rightarrow +0} \frac{F(x^* + \tau d) - F(x^*)}{\tau} \geq 0, \quad (3.6)$$

for any  $d \in \mathbb{R}^p$ .

It is known (see, e.g., [5]) that the d-stationarity is equivalent to the regular stationarity when  $F$  is locally Lipschitz continuous near  $x^*$  and  $F'(x^*; d)$  exists for all  $d$ , which holds true for (2.1). Thus we below treat the d-stationarity as a stronger condition for local optimality than l-stationarity.

GIST (Algorithm 2) is a modification of PGM. In addition to the proximal operation (3.1) at each iteration of PGM, it employs the Barzilai-Borwein (BB) rule [2] to set the (initial) step size  $\bar{\eta}_t$  and a nonmonotone line search. More specifically, at each iteration GIST initializes the step size by the formula:

$$\bar{\eta}_t = \frac{\langle x_t - x_{t-1}, \nabla f(x_t) - \nabla f(x_{t-1}) \rangle}{\|x_t - x_{t-1}\|^2},$$

so that it reflects the curvature of  $f$ , and adjusts the step size by backtracking  $\eta_t = \rho^l \bar{\eta}_t, l = 0, 1, \dots$ , with  $\rho > 1$ , until satisfying

$$F(x_{t+1}) \leq \max\{F(x_{t-r+1}), \dots, F(x_t)\} - \frac{\sigma \eta_t}{2} \|x_{t+1} - x_t\|^2, \quad (3.7)$$

---

**Algorithm 2** General Iterative Shrinkage Thresholding (GIST) [7]

---

**Input:** Problem (2.1);  $\rho > 1$ ;  $0 < \underline{\eta} < \bar{\eta}$   
**Initialize:**  $x_0 \in \text{dom}F$ ,  $t \leftarrow 0$   
**repeat**  
    Choose  $\eta_t \in [\underline{\eta}, \bar{\eta}]$ .  
    **repeat**  
         $x_{t+1} \in \text{Prox}_{g/\eta_t} \left( x_t - \frac{1}{\eta_t} \nabla f(x_t) \right)$   
         $\eta_t \leftarrow \rho \eta_t$   
    **until** some line search criterion is satisfied  
    Set  $t \leftarrow t + 1$ .  
**until** some stopping criterion is satisfied

---

where  $\sigma \in (0, 1)$  and an integer  $r \geq 1$  to approximately ensure the decrease of the optimal values. (To ensure the sufficient decrease as in (3.3), it employs a constant  $\sigma \in (0, 1)$  in place of  $1 - L/\eta_t$ .) Note that if  $r = 1$ , (3.7) imposes the monotonic decrease, while with  $r \geq 2$ , the monotonicity is relaxed.

Gong et al. [7] shows that when  $g$  is represented as a difference of two convex functions as in (2.2), GIST converges to a *critical point*.

**Definition 4.** We call  $x^*$  a *critical point* of the DC optimization problem (2.2) if it satisfies

$$0 \in \nabla f(x^*) + \partial g_1(x^*) - \partial g_2(x^*). \quad (3.8)$$

**Remark 3.1.** The term “critical point” is often used as the synonym for “stationary point.” However, we distinguish these terms in this paper, following the convention of the DC optimization literature.




Figure 3.1: Relations of different stationarity notions

<sup>◆</sup>We distinguish “critical point” from “stationary point,” following the convention of the DC optimization literature; <sup>◇</sup>This is often referred to just as ‘stationary point’ for nonconvex nonsmooth optimization; <sup>◇</sup>‘≡’ holds when  $F$  is locally Lipschitz continuous near the point and directionally differentiable (see, e.g., [5]).

Note that the convergence of GIST is not proved in [7] for general nonconvex case (2.1), but for the DC case (2.2).

To demonstrate the difference between the critical point (3.8) and the l-stationary point (3.5), let us consider  $F(x) = f(x) + g_1(x) - g_2(x)$ , where  $f(x) = \frac{1}{2}(x - 2)^2$ ,  $g_1(x) = |x|$ , and  $g_2(x) = \max\{0, -x\}$ . We give a plot of  $F$  and its slopes in Figure 3.2. It is easy to see that  $x = 1$  is the unique minimizer.



Observing that  $0 \in [-3, 0] = f'(0) + \partial g_1(0) - \partial g_2(0)$ , we see from (3.8) that  $x = 0$  is a critical point of  $F$ . However, it is not l-stationary, and, actually,  $F(x)$  is decreasing around  $x = 0$  since  $F(x) = \frac{1}{2}(x - 2)^2 + \max\{0, x\}$  and  $0 \notin \partial F(0) = [-2, -1]$ . This indicates that when the DC decomposition,  $g = g_1 - g_2$ , is given by two “non-smooth” functions,  $g_1$  and  $g_2$ , its critical point (3.1) might be quite different from any “stationarity” because of the difference,  $\partial g_1 - \partial g_2$ , excessive relaxes the subgradient  $\partial g = \partial(g_1 - g_2)$ . This gap plays a significant role, as below, in characterizing the behaviors of the algorithms.

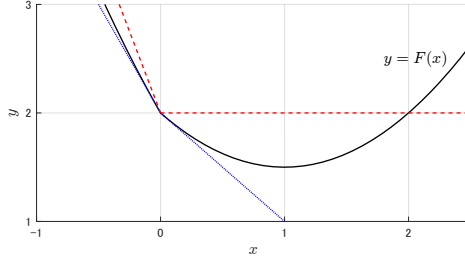


Figure 3.2: Example of a critical point that is not stationary

The point  $x = 0$  is a critical point of  $F = f + g$  under the DC decomposition  $g = g_1 - g_2$  with  $g_1(x) = |x|$  and  $g_2(x) = \max\{0, -x\}$ , but it is not d-stationary: The (blue) dotted lines indicate the slopes corresponding to the range  $[-2, -1]$ , the right-hand side of (3.5), whereas the (red) dashed lines indicate the slopes corresponding to  $[-3, 0]$ , the right-hand side of (3.8) at  $x^* = 0$ .

### 3.2 PDCA and its extensions

For the case where  $g$  has the DC decomposition as in (2.2), another method called DCA can be used. The basic strategy repeats the two steps: 1) linearization (or computation of a subgradient) of  $g_2$ ; 2) solve the resulting convex subproblem. This suggests the update formula of the form:

$$x_{t+1} = \text{Prox}_{g_1/L} \left( x_t - \frac{1}{L} (\nabla f(x_t) - \xi_t) \right), \quad (3.9)$$

where  $\xi_t \in \partial g_2(x_t)$ . Especially for (2.5) with the DC decomposition (2.6), the formula (3.9) results in a soft-thresholding (3.2). In addition, the computation of a subgradient of  $g_2(x) = \lambda \|x\|_K$  can be done efficiently. This algorithm is called *PDCA* (Algorithm 3). The PDCA converges to a critical point.

Several modified algorithms have been recently proposed. For example Wen et al. [16] proposes PDCAe (Algorithm 4), adding an extrapolation step for possible acceleration, and shows the convergence to a critical point.

Recently some modified versions of PDCA have been developed, generating a sequence converging to a d-stationary point (3.6), which is a stronger condition for local optimality than critical point or l-stationary point. Pang et al. [15] introduces an enhanced DCA to ensure the d-stationarity when

---

**Algorithm 3** Proximal DC Algorithm (PDCA)[8]

---

**Input:** Problem (2.2)  
**Initialize:**  $x_0 \in \text{dom}F$ ,  $t \leftarrow 0$   
**repeat**  
    Compute  $\xi_t \in \partial g_2(x_t)$   
    Update the incumbent via (3.9), and  $t \leftarrow t + 1$   
**until** some termination condition holds.

---

---

**Algorithm 4** PDCA with extrapolation (PDCAe) [16]

---

**Input:** Problem (2.2),  $\beta_t \in [0, 1)$ ,  $\sup_t \beta_t < 1$   
**Initialize:**  $x_0 \in \text{dom}g$ ,  $x_{-1} = x_0$ ,  $t \leftarrow 0$   
**repeat**  
    Take any  $\xi_t \in \partial g_2(x_t)$ .  
    Set  $y_t = x_t + \beta_t(x_t - x_{t-1})$ .  
    Update the incumbent via  
        
$$x_{t+1} = \text{Prox}_{g_1/L} \left( y_t - \frac{1}{L} (\nabla f(y_t) - \xi_t) \right),$$
  
    and  $t \leftarrow t + 1$ .  
**until** some termination condition holds.

---

the convex function  $g_2$  is given by the pointwise maximum of finite number of differentiable convex functions. Inspired by the algorithm, Lu et al. [14] develops the Enhanced PDCA (*EPDCA*), which retains the convergence to a d-stationary point. Lu and Zhou [13] develops Nonmonotone EPDCA (NEPDCA; Algorithm 5), by further employing the nonmonotone line search and the BB rule as in GIST and/or incorporating a randomization of the selection from the active set associated with  $g_2$ , while retaining the convergence to a d-stationary point.

To ensure the d-stationarity,  $g_2$  is further assumed to be given as the pointwise maximum of a finite number of differentiable convex functions,  $\gamma_i, i \in \mathcal{I}$ , (i.e.,  $g_2(x) = \max\{\gamma_i(x) : i \in \mathcal{I}\}$  for some  $\mathcal{I}$ ). Under this modified setting, the d-stationarity of (2.2) can be characterized as a point satisfying

$$\forall i \in \mathcal{I}, 0 \in \nabla f(x^*) + \partial g_1(x^*) - \nabla \gamma_i(x^*).$$

Roughly speaking, NEPDCA looks for a point that satisfies stationarity conditions of all the  $|\mathcal{I}|$  convex subproblems. The key is how to update the (relaxed) set of active functions at  $x_t$ :

$$A_\delta(x) := \{i \in \mathcal{I} : \gamma_i(x) \geq g_2(x) - \delta\},$$

where  $\delta \geq 0$  represents a degree of relaxation, so that the cardinality of  $A_\delta(x)$  cannot decrease as  $\delta$  increases. As will be reported, when it is applied to the problem (2.5), a possible bottleneck of Algorithm 5 is in constructing the active set. For (2.5) with (2.6),  $\gamma_i$  is given as  $\gamma_i(x) = \langle v, x \rangle$  for some  $v$  such that  $v_j = \text{sign}(x_j)$  if  $|x_j| \geq |x_{(K)}|$ ; 0, otherwise. Recalling that

$$\|x\|_K = \max_v \left\{ \langle v, x \rangle : \sum_{j=1}^p |v_j| = K, v \in \{0, \pm 1\}^p \right\},$$

---

**Algorithm 5** A deterministic nonmonotone enhanced PDCA with line search [13]

---

**Input:** Problem (2.2) where  $g_2(x) = \max\{\gamma_i(x) : i \in \mathcal{I}\}$ ;  $\delta > 0, \rho > 1, c \in (0, L/2), 0 < \underline{\eta} < \bar{\eta}$ ,  $r \in \mathbb{N}$

**Initialize:**  $x_0 \in \text{dom}F, t \leftarrow 0$

**repeat**

  Choose  $\eta_{t,0} \in [\underline{\eta}, \bar{\eta}]$ .

**repeat**

    Let  $\eta_t \leftarrow \rho^l \eta_{t,0}$

**for**  $i \in \mathcal{A}_\delta(x_t)$  **do**

      Compute  $x_{k,i}(\eta_t) =$

$$\text{Prox}_{g_1/\eta_t} \left( x_t - \frac{1}{\eta_t} (\nabla f(x_t) - \nabla \gamma_i(x_t)) \right).$$

**end for**

$\hat{i} \in \underset{i \in \mathcal{A}_\delta(x_t)}{\text{argmin}} \{F(x_{t,i}(\eta_t)) + \frac{c}{2} \|x_{t,i} - x_t\|^2\}$

**if**  $x_{t,\hat{i}}$  satisfies

$$\begin{aligned} F(x_{t,\hat{i}}(\eta_t)) \leq \max \left\{ f(x_t) + g_1(x_t) - \gamma_i(x_t), \max_{\max\{t-r,0\} \leq j \leq t} F(x_j) \right\} \\ - \frac{c}{2} \|x_{t,\hat{i}}(\eta_t) - x_t\|^2 - \frac{c}{2} \|x_{t,i}(\eta_t) - x_t\|^2, \quad \forall i \in \mathcal{A}_\delta(x_t) \end{aligned} \quad (3.10)$$

**then**

    Set  $x_{t+1} \leftarrow x_{t,\hat{i}}(\eta_t)$

**end if**

**until** line search condition (3.10) holds.

  Set  $t \leftarrow t + 1$

**until** some termination condition holds.

---

the cardinality of  $A_\delta(x)$  can be enormous even for a small  $\delta$ . For example, when  $\delta = 0$  and  $|x_{(K-j-1)}| > 0 = |x_{(K-j)}| = \dots = |x_{(K)}| = \dots = |x_{(p)}|$  hold,  $|A_\delta(x)|$  turns out to be  $\frac{(p-K+j)!}{j!(p-K)!}$ . Besides, for a larger  $\lambda$  in (2.5), the soft-thresholding operation returns more zero components, and accordingly the largest  $K$  components of  $x$  can include many zeros, which would lead to the increase in time for computing  $A_\delta$ .

Although Lu and Zhou [13] also developed a random sampling version to improve the efficiency, at a little cost of deterioration in the quality of the optimal solution, we only consider the non-randomized version in this study.

## 4 PGM's convergence to d-stationary point

In this subsection we show that PGM and GIST converge to d-stationary points. We first give the following lemma.

**Lemma 4.1.** *Let  $\epsilon_t := \eta_t(x_{t+1} - x_t) + \nabla f(x_t) - \nabla f(x_{t+1})$ , and  $x_{t+1}$  be given by (3.1). When  $f$  is*

$L$ -smooth and  $g$  is lsc, we have

$$-\|\epsilon_t\|\|d\| \leq F'(x_{t+1}; d). \quad (4.1)$$

See Section A.1 for the proof. By using Lemma 4.1 and (3.4), we have the following main theorem.

**Theorem 4.2.** *Assume that  $f$  is  $L$ -smooth and  $g$  is proper lsc. Then, any accumulation point of the sequence  $\{x_t : t \geq 0\}$  generated by PGM is a  $d$ -stationary point of (2.1).*

*Proof.* From the definition of  $L$ -smoothness of  $f$ , we have

$$\|\epsilon_t\| \leq \eta_t \|x_{t+1} - x_t\| + \|\nabla f(x_t) - \nabla f(x_{t+1})\| \leq (\eta_t + L) \|x_{t+1} - x_t\|,$$

where the first inequality comes from the triangular inequality. Recalling that PGM generates a sequence satisfying (3.4), we have  $\lim_{t \rightarrow \infty} \|\epsilon_t\| = 0$ . Therefore, from Lemma 4.1, we can conclude that for any  $d \neq 0$ ,  $\lim_{t \rightarrow \infty} F'(x_t; d) \geq 0$ , which is the desired result.  $\square$

Note that from the proof we are suggested to use the termination condition  $\|x_{t+1} - x_t\| < \varepsilon$  for a given tolerance  $\varepsilon > 0$ .

In contrast to Gong et al. [7], which asserts that GIST converges to a critical point when  $g$  is a DC function, i.e., (2.2), we here claim that GIST converges to a  $d$ -stationary point when  $g$  is proper lsc.

**Corollary 4.3.** *Assume that  $f$  is  $L$ -smooth and  $g$  is proper lsc. Then, any accumulation point of the sequence  $\{x_t : t \geq 0\}$  generated by GIST is a  $d$ -stationary point of (2.1).*

**Remark 4.4.** In addition to GIST, any PGM-based algorithms satisfying (3.4) converge to  $d$ -stationary points. Among such is Accelerated Proximal Gradient method (APG) [9].

As mentioned in Section 3.1, the difference of GIST from PGM is in the nonmonotone line search, and we need to show that  $\|x_{t+1} - x_t\| \rightarrow 0$  for any sequence  $\{x_t : t \geq 0\}$  generated with the nonmonotone search. Its convergence is established by, e.g., Wright et al. [17], and, therefore, we omit the proof.

## 5 Sparse robust regression

In this section we extend the methodology developed in this paper by combining the variables selection and outlier detection.

In real practice of regression analysis, we are often suggested to remove outlying samples in estimating the model. Least Trimmed Squares method (LTS) is among such methodologies which are called *robust*

regression and can be formulated with the help of a similar idea to the variable selection described in Section 2.1. Furthermore, those outlier detection methods can be coupled with the sparse regression. Consider the formulation proposed by Liu et al. [10].

$$\underset{x,z}{\text{minimize}} \quad f(x,z) := \sum_{i=1}^N (b_i - \sum_{j=1}^p a_{ij}x_j - z_i)^2 \quad (5.1)$$

$$\text{subject to} \quad \|x\|_0 \leq K, \quad \|z\|_0 \leq \kappa. \quad (5.2)$$

While the first  $\ell_0$ -constraint suppresses the number of selected variables (or coefficients), the second one suppresses the number of outlying samples since  $z_i = b_i - \sum_{j=1}^p a_{ij}x_j \neq 0$  implies that the sample  $i$  is discarded from the least square estimation. To approach a solution of (5.1)–(5.2), Liu et al. [10] considered

$$\underset{x,z}{\text{minimize}} \quad f(x,z) + \lambda_1 T_K(x) + \iota_\Omega(z), \quad (5.3)$$

where  $\iota_\Omega(z)$  is the indicator function of  $\Omega = \{z \in \mathbb{R}^N \mid \|z\|_0 \leq \kappa\}$ , and proposes an alternating optimization approach in which PDCAe is applied to the optimization with respect to  $x$  and the projection to  $\Omega$  is used for the  $z$ -update. In contrast, we solve another penalty form:

$$\underset{x,z}{\text{minimize}} \quad f(x,z) + \lambda_1 T_K(x) + \lambda_2 T_\kappa(z), \quad (5.4)$$

where  $f$  is given by (5.1). We can prove exact penalty parameters, with which (5.4) is equivalent to (5.1)–(5.2), as below.

**Assumption 5.1.** There exists  $M > 0$ , for any  $x_1, x_2 \in \mathbb{R}^p$ ,  $z_1, z_2 \in \mathbb{R}^N$ ,

$$\left\| \begin{array}{l} \nabla_x f(x_1, z_1) - \nabla_x f(x_2, z_2) \\ \nabla_z f(x_1, z_1) - \nabla_z f(x_2, z_2) \end{array} \right\| \leq M \left\| \begin{array}{l} x_1 - x_2 \\ z_1 - z_2 \end{array} \right\|.$$

**Theorem 5.2.** Suppose Assumption 5.1 and let  $(x^*, z^*)$  be an optimal solution to (5.4) and there are constants  $C_x$  and  $C_z$  satisfying  $\|x^*\| \leq C_x$  and  $\|z^*\| \leq C_z$ . Then, for  $\lambda_1, \lambda_2$ , such that

$$\lambda_1 > \|\nabla_x f(0,0)\| + M\left(\frac{3}{2}C_x + C_z\right), \quad (5.5)$$

$$\lambda_2 > \|\nabla_z f(0,0)\| + M\left(C_x + \frac{3}{2}C_z\right), \quad (5.6)$$

the constrained problem (5.2) and the unconstrained problem (5.4) are equivalent in that any global optimal solution to (5.4) is globally optimal to (5.2) (and vice versa).

See Section A.2 for the proof.

## 5.1 Extension of GIST

To approach (5.4), we consider to solve a structured optimization problem defined as

$$\underset{x \in \mathbb{R}^p, z \in \mathbb{R}^N}{\text{minimize}} \quad F(x, z) := f(x, z) + g(x) + h(z). \quad (5.7)$$

Here we assume that  $f : \mathbb{R}^p \times \mathbb{R}^N \rightarrow \mathbb{R}$  is  $M$ -smooth in the sense of Assumption 5.1, and that  $g : \mathbb{R}^p \rightarrow \mathbb{R} \cup \{\infty\}$  and  $h : \mathbb{R}^N \rightarrow \mathbb{R} \cup \{\infty\}$  are both proper lsc. Furthermore, we assume that  $F$  is bounded below.

To solve (5.7) we extend the alternating optimization algorithm known as Proximal Alternating Linearized Minimization (PALM) developed by Bolte et al. [3], by employing the BB rule and the nonmonotone line search as GIST does. The algorithm is described in Algorithm 6, which we call General PALM or *GPALM* for short. In addition to the alternating proximal mappings defined by (5.8) and (5.9), the nonmonotone line search is applied. We should note that (5.10) holds if  $\eta_t^x, \eta_t^z \geq M$ , and hence we can always find  $\eta_t^x$  and  $\eta_t^z$  satisfying (5.10). In order to show the d-stationarity of (5.7), we give the following lemma. This lemma is an extended version of Lemma 4.1.

**Lemma 5.3.** *Let  $x_{t+1}$  and  $z_{t+1}$  be given by (5.8) and (5.9), respectively, and*

$$\begin{aligned} \epsilon_t^x &:= \eta_t^x(x_{t+1} - x_t) + \nabla_x f(x_t, z_t) - \nabla_x f(x_{t+1}, z_{t+1}), \\ \epsilon_t^z &:= \eta_t^z(z_{t+1} - z_t) + \nabla_z f(x_{t+1}, z_t) - \nabla_z f(x_{t+1}, z_{t+1}). \end{aligned}$$

*Suppose Assumption 5.1 and that  $g$  and  $h$  are proper lsc. Then we have*

$$\begin{aligned} -\|\epsilon_t^x\| \|d_x\| - \|\epsilon_t^z\| \|d_z\| &\leq g'(x_{t+1}; d_x) + h'(z_{t+1}; d_z) \\ &\quad + \langle \nabla_x f(x_{t+1}, z_{t+1}), d_x \rangle + \langle \nabla_z f(x_{t+1}, z_{t+1}), d_z \rangle. \end{aligned}$$

See Section A.3 for the proof.

We next give a lemma which ensures the counterpart of the condition (3.4) of PGM.

**Lemma 5.4.** *Suppose Assumption 5.1 and that  $g$  and  $h$  are proper lsc. Let the sequence  $\{(x_t, z_t) : t \geq 0\}$  be generated by Algorithm 6 (*GPALM*). Then we have*

$$\lim_{t \rightarrow \infty} \|x_{t+1} - x_t\| = 0, \quad \text{and} \quad \lim_{t \rightarrow \infty} \|z_{t+1} - z_t\| = 0. \quad (5.11)$$

We can prove the lemma in a similar manner to the proof of Lemma 4 in [17]. See Section A.4 for the proof.

By using Lemmas 5.3 and 5.4, we can prove the following theorem in a similar manner to the proof of Theorem 4.2.

---

**Algorithm 6** GPALM

---

**Input:**  $r \geq 1$ ,  $\rho > 1$ ,  $\sigma_1, \sigma_2 \in (0, 1)$ ,  $0 < \underline{\eta} \leq \bar{\eta}$

**Initialize:**  $\eta_{t,0}^x = 1$ ,  $\eta_{t,0}^z = 1$ ,  $t = 0$

**repeat**

**repeat**

**if** it is the first inner loop **then**

$\eta_t^x = \eta_{t,0}^x$ ,  $\eta_t^z = \eta_{t,0}^z$ .

**else**

$\eta_t^x = \rho^l \bar{\eta}_t^x$ ,  $\eta_t^z = \rho^m \bar{\eta}_t^z$ .

**end if**

$$x_{t+1} \in \text{prox}_{g/\eta_t^x} \left( x_t - \frac{1}{\eta_t^x} \nabla_x f(x_t, z_t) \right) \quad (5.8)$$

$$z_{t+1} \in \text{prox}_{h/\eta_t^z} \left( z_t - \frac{1}{\eta_t^z} \nabla_z f(x_{t+1}, z_t) \right) \quad (5.9)$$

**until** the following condition is satisfied

$$\begin{aligned} F(x_{t+1}, z_{t+1}) &\leq \max\{F(x_{t-r+1}, z_{t-r+1}), \dots, F(x_t, z_t)\} \\ &\quad - \frac{\sigma_1}{2} \eta_t^x \|x_{t+1} - x_t\|^2 - \frac{\sigma_2}{2} \eta_t^z \|z_{t+1} - z_t\|^2. \end{aligned} \quad (5.10)$$

Compute the BB step size for the next outer loop:

$$\begin{aligned} \eta^x &= \frac{\langle x_{t+1} - x_t, \nabla_x f(x_{t+1}, z_{t+1}) - \nabla_x f(x_t, z_t) \rangle}{\|x_{t+1} - x_t\|^2}, \\ \eta^z &= \frac{\langle z_{t+1} - z_t, \nabla_z f(x_{t+1}, z_{t+1}) - \nabla_z f(x_{t+1}, z_t) \rangle}{\|z_{t+1} - z_t\|^2}, \\ \eta_{t+1,0}^x &= \min\{\bar{\eta}, \max\{\underline{\eta}, \eta^x\}\}, \\ \eta_{t+1,0}^z &= \min\{\bar{\eta}, \max\{\underline{\eta}, \eta^z\}\}, \end{aligned}$$

and set  $t \leftarrow t + 1$

**until** some termination condition holds.

---

**Theorem 5.5.** *Suppose Assumption 5.1 and that  $g$  and  $h$  are proper lsc. Then any accumulation point of the sequence  $\{(x_t, z_t) : t \geq 0\}$  generated by Algorithm 6 (GPALM) is a  $d$ -stationary point.*

*Proof.* From Assumption 5.1, we have

$$\begin{aligned} &\|\nabla_x f(x_t, z_t) - \nabla_x f(x_{t+1}, z_{t+1})\| \\ &\leq \left\| \begin{array}{c} \nabla_x f(x_t, z_t) - \nabla_x f(x_{t+1}, z_{t+1}) \\ \nabla_z f(x_t, z_t) - \nabla_z f(x_{t+1}, z_{t+1}) \end{array} \right\| \leq M \left\| \begin{array}{c} x_{t+1} - x_t \\ z_{t+1} - z_t \end{array} \right\|. \end{aligned}$$

and

$$\|\nabla_z f(x_{t+1}, z_t) - \nabla_z f(x_{t+1}, z_{t+1})\| \leq M \|z_{t+1} - z_t\|.$$

Since the directional derivative of  $F$  with respect to  $(d_x, d_z)$  is defined as

$$F'(x, z; d_x, d_z) = \lim_{\tau \rightarrow +0} \frac{F(x + \tau d_x, z + \tau d_z) - F(x, z)}{\tau},$$

and we have

$$F'(x, z; d_x, d_z) = g'(x; d_x) + \langle \nabla_x f(x, z), d_x \rangle + h'(z; d_z) + \langle \nabla_z f(x, z), d_z \rangle.$$

Therefore, we see that  $\epsilon_t^x, \epsilon_t^z \rightarrow 0$  since (5.11), and that

$$\begin{aligned} 0 &\leq g'(x^*; d_x) + \langle \nabla_x f(x^*, z^*), d_x \rangle, \\ 0 &\leq h'(z^*; d_z) + \langle \nabla_z f(x^*, z^*), d_z \rangle, \end{aligned}$$

which implies that  $F'(x^*, z^*; d_x, d_z) \geq 0$ . □

**Remark 5.6.** It is known that (plain) PALM converges a l-stationary point. Similar to GPALM, we can prove that PALM converges a d-stationary point.

Similar to PGM, the stopping criterion of Algorithm 6 can be, for example,  $\|x_{t+1} - x_t\| + \|z_{t+1} - z_t\| < \varepsilon$ .

## 6 Numerical comparisons

This section reports numerical comparisons among PGMs and PDCAs. We test several algorithms in the two categories for sparse regression problems in Section 6.1 and sparse robust regression in Section 6.2. All the algorithms were implemented with MATLAB 2017b and run on a laptop PC with 2.3 GHz Intel Core i5, 8 GB RAM, and macOS High Sierra.

### 6.1 Sparse regression

In this subsection, we compare numerical performances of PGM (Algorithm 1), GIST (Algorithm 2), PDCAe (Algorithm 4), and NEPDCA (Algorithm 5) for a few sparse regression problems. In Section 6.1.1, we use synthetic data sets, and in Section 6.1.2, we use real data sets from UCI Machine Learning Repository ([www.csie.ntu.edu.tw/~cjlin/libsvmtools/datasets/](http://www.csie.ntu.edu.tw/~cjlin/libsvmtools/datasets/)).

#### 6.1.1 Case: Synthetic data sets

We first solved synthetic instances of the problem (2.5) with  $f(x) = \frac{1}{2} \|Ax - b\|^2$ , where  $A \in \mathbb{R}^{N \times p}$  and  $b \in \mathbb{R}^N$ . Following Lu and Zhou [13],  $A$  and  $b$  were generated so that each instance would have



Table 6.1: Comparison for Sparse Least Square Regression

| $l$ | Iter           |         |         |                | Time [sec.]     |               |               |               |
|-----|----------------|---------|---------|----------------|-----------------|---------------|---------------|---------------|
|     | GIST           | PGM     | PDCAe   | NEPDCA         | GIST            | PGM           | PDCAe         | NEPDCA        |
| 1   | 29.9           | 125.7   | 103.1   | <b>22.9</b>    | <b>0.0266</b>   | 0.0971        | 0.0763        | 0.0313        |
| 2   | 28.6           | 121.8   | 102.5   | <b>24.6</b>    | <b>0.0829</b>   | 0.3380        | 0.2714        | 0.1121        |
| 3   | 31.2           | 121.6   | 100.3   | <b>24.5</b>    | <b>0.2250</b>   | 0.8402        | 0.6878        | 0.2917        |
| 4   | 33.6           | 119.4   | 97.2    | <b>24.0</b>    | <b>0.5891</b>   | 1.9914        | 1.5999        | 0.6921        |
| 5   | 32.3           | 121.0   | 92.8    | <b>23.1</b>    | <b>0.8018</b>   | 2.8489        | 2.2544        | 1.0794        |
| 6   | 30.5           | 121.0   | 101.3   | <b>23.9</b>    | <b>1.0545</b>   | 4.0385        | 3.3523        | 1.6297        |
| 7   | 33.5           | 119.7   | 94.0    | <b>23.8</b>    | <b>1.5833</b>   | 5.3777        | 4.3343        | 2.4651        |
| 8   | 33.6           | 122.8   | 100.4   | <b>23.4</b>    | <b>1.9788</b>   | 6.9424        | 5.7080        | 3.0312        |
| 9   | 30.8           | 119.9   | 90.8    | <b>24.1</b>    | <b>2.2902</b>   | 8.4873        | 6.4644        | 4.1936        |
| 10  | 31.8           | 120.5   | 95.6    | <b>24.5</b>    | <b>2.8737</b>   | 10.4521       | 8.3000        | 5.2553        |
| $l$ | $\ln(F(x))$    |         |         |                | $\text{nnz}(x)$ |               |               |               |
|     | GIST           | PGM     | PDCAe   | NEPDCA         | GIST            | PGM           | PDCAe         | NEPDCA        |
| 1   | 0.22193        | 0.22241 | 1.40528 | <b>0.22153</b> | <b>300.0</b>    | <b>300.0</b>  | 300.7         | <b>300.0</b>  |
| 2   | <b>0.55461</b> | 0.55689 | 1.40368 | 0.55734        | <b>600.0</b>    | <b>600.0</b>  | 600.4         | <b>600.0</b>  |
| 3   | <b>0.69628</b> | 0.70004 | 1.42486 | 0.69873        | <b>900.0</b>    | <b>900.0</b>  | 900.2         | <b>900.0</b>  |
| 4   | <b>0.81495</b> | 0.81792 | 1.34608 | 0.81949        | <b>1200.0</b>   | <b>1200.0</b> | 1200.1        | <b>1200.0</b> |
| 5   | <b>0.90785</b> | 0.90920 | 1.52883 | 0.90842        | <b>1500.0</b>   | <b>1500.0</b> | 1500.2        | <b>1500.0</b> |
| 6   | 0.98646        | 0.98767 | 1.33702 | <b>0.98598</b> | <b>1800.0</b>   | <b>1800.0</b> | 1800.1        | <b>1800.0</b> |
| 7   | <b>1.05668</b> | 1.05687 | 1.40063 | 1.05700        | <b>2100.0</b>   | <b>2100.0</b> | 2100.1        | <b>2100.0</b> |
| 8   | 1.10416        | 1.10560 | 1.10420 | <b>1.10323</b> | <b>2400.0</b>   | <b>2400.0</b> | <b>2400.0</b> | <b>2400.0</b> |
| 9   | 1.16587        | 1.16550 | 1.77804 | <b>1.16546</b> | <b>2700.0</b>   | <b>2700.0</b> | 2700.2        | <b>2700.0</b> |
| 10  | 1.20919        | 1.20897 | 1.43860 | <b>1.20768</b> | <b>3000.0</b>   | <b>3000.0</b> | <b>3000.0</b> | <b>3000.0</b> |

a critical point  $\tilde{x}$  which was not d-stationary (see [13] for the details).

Table 6.1 reports the number of iterations (Iter), CPU time in seconds (Time), the logarithm of the objective function value ( $\ln F(x)$ ) and the number of nonzero components of the obtained solution ( $\text{nnz}(x)$ ), each showing the mean value over the randomly generated 30 instances. The stopping criterion of all the algorithm was  $\|x_{t+1} - x_t\| \leq 10^{-8}$ . For  $l = 1, 2, \dots, 10$ , we chose the size and penalty parameters as  $(p, N, K, \lambda) = (1000l, 1000l, 300l, 10l)$ , and generated 30 random instances for each  $l$ . Each run started from a common initial point which was randomly given as  $x_0 = \tilde{x} + 0.01\nu$ , where  $\nu \in \mathbb{R}^p$  were drawn from  $U[-1, 1]^p$ , i.e., the uniform distribution over  $[-1, 1]^p$ . In the table, the best values for each  $l$  are given in boldface. For GIST, we set  $\sigma = 10^{-3}$ ,  $\underline{\eta} = 10^{-8}$ ,  $\bar{\eta} = 10^8$ ,  $r = 4$ , and  $\rho = 2$ . For PGM, we set  $\eta_t = 1.1L$  with  $L = \lambda_{\max}(A^\top A)$ , the largest eigenvalue of  $A^\top A$ . For PDCAe and NEPDCA, the parameters are set to the same as those of Wen et al. [16] and Liu et al. [14], respectively.

We see from Table 6.1 that while NEPDCA attained the smallest number of iterations, GIST is the fastest in computation time. While GIST, PGM, and NEPDCA attained almost the same objective values, only PDCAe resulted in a significantly higher values, which is along with the observation of [14]. This seems to reflect the superiority of the algorithms guaranteed to converge to d-stationary points to that is only shown to converge to a critical point. Besides, PDCAe sometimes failed to satisfy the  $\ell_0$ -constraint, while the other four succeeded always.

### 6.1.2 Case: Real data sets

We solved real data sets of the problem (2.5) with  $f(x) = \frac{1}{2}\|Ax - b\|^2$ , where  $A \in \mathbb{R}^{N \times p}$  and  $b \in \mathbb{R}^N$ . We used the `triazines` data set, which is of size  $(N, p - 1) = (186, 60)$ . To virtually incorporate the intercept in the model, all-one vector was added to the input data, so that the number of variables turned out to be  $p = 61$ . Since PGM was apparently inferior to GIST in the previous experiment, we here compare only GIST, PDCAe, and NEPDCA.

Figure 6.1 and Table 6.2 show the results of the four algorithms. Each run started from the same initial point  $x_0 = 0.1\nu$ , where  $\nu \in \mathbb{R}^p$  was drawn from  $U[-1, 1]^p$ . The stopping criterion was  $\|x_{t+1} - x_t\| \leq 10^{-6}$  for all the four algorithms. In Table 6.2, ‘90+’ means that the algorithm did not fulfill the criterion within 90 [sec.].

Similar to the synthetic instances, the two DCA approaches were competitive only for small  $\lambda$ 's (i.e.,  $\lambda = 0.001, 0.1$ ), with which the obtained solutions failed to satisfy the  $\ell_0$ -constraint. On the other hand, for large  $\lambda$ 's (i.e.,  $\lambda = 10, 1000$ ), which are of interest in the exact penalty context, they were trapped at apparently worse solutions, resulting in higher objective values by overshooting the  $\ell_0$ -constraint.

Table 6.2: GIST vs. PDCAe vs. NEPDCA in Sparse Least Square Regression with the data set `triazines`

|           |     | Iter           |         |                | Time [sec.]    |                |                |
|-----------|-----|----------------|---------|----------------|----------------|----------------|----------------|
| $\lambda$ | $K$ | GIST           | PDCAe   | NEPDCA         | GIST           | PDCAe          | NEPDCA         |
| 0.001     | 10  | 1630           | 2181    | <b>1245</b>    | 0.17818        | 0.15246        | <b>0.15026</b> |
| 0.1       | 10  | 2734           | 1967    | <b>1699</b>    | 0.26194        | <b>0.14083</b> | 0.20370        |
| 10        | 10  | 1390           | 289     | 146            | 0.14972        | 0.03332        | 26.98416       |
| 1000      | 10  | 893            | 247     | 3              | 0.09774        | 0.02723        | 90+            |
|           |     | $F(x)$         |         |                | $f(x)$         |                |                |
| $\lambda$ | $K$ | GIST           | PDCAe   | NEPDCA         | GIST           | PDCAe          | NEPDCA         |
| 0.001     | 10  | <b>1.32939</b> | 1.3294  | <b>1.32939</b> | <b>1.32691</b> | 1.32693        | 1.32692        |
| 0.1       | 10  | <b>1.42023</b> | 1.41928 | 1.42050        | 1.35991        | 1.35960        | <b>1.35837</b> |
| 10        | 10  | <b>1.86488</b> | 3.26259 | 1.92158        | <b>1.86488</b> | 3.26259        | 1.92158        |
| 1000      | 10  | <b>1.60997</b> | 5.09835 | 13.14809       | <b>1.60997</b> | 5.09835        | 13.14809       |
|           |     | nnz( $x$ )     |         |                |                |                |                |
| $\lambda$ | $K$ | GIST           | PDCAe   | NEPDCA         |                |                |                |
| 0.001     | 10  | 61             | 61      | 61             |                |                |                |
| 0.1       | 10  | 34             | 34      | 34             |                |                |                |
| 10        | 10  | <b>10</b>      | 8       | 7              |                |                |                |
| 1000      | 10  | <b>10</b>      | 7       | 3              |                |                |                |

We next applied GIST and NEPDCA to the logistic regression problem (2.5) with  $f(x) = \frac{1}{N} \sum_{i=1}^N \ln(1 + \exp(-b_i(x_1 + \sum_{j=2}^p a_{ij}x_j)))$ . Since Lu and Zhou [13] reported that PDCAe was inferior to NEPDCA and the previous experiment confirmed a similar result, we here compare only GIST, and NEPDCA as the three best methods. We used another relatively big data set `real-sim`, which is of size  $(N, p - 1) = (72309, 20958)$ . In each run, the same initial point  $x_0 = 0.1\nu$  was used where  $\nu \in \mathbb{R}^p$  were drawn from  $U[-1, 1]^p$ . The upper time limit was set to 600 [sec.]. The stopping criterion was

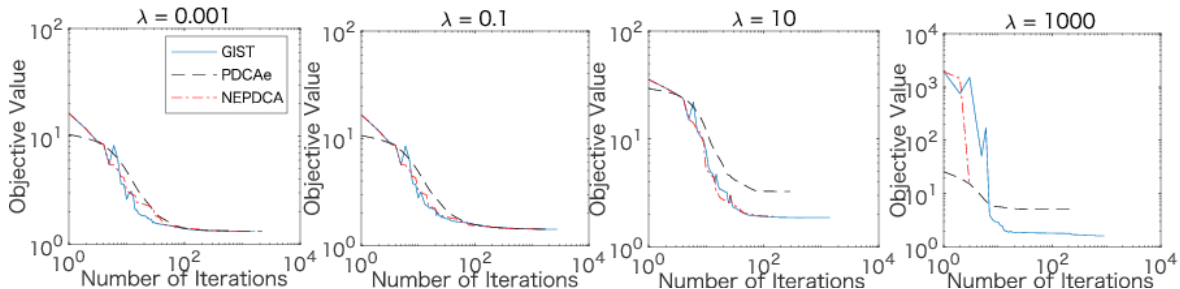


Figure 6.1: Objective values vs. iterations loglogplot (data set: `triazines`)

$\|x_{t+1} - x_t\| \leq 10^{-6}$  for all the three algorithms. No algorithms fulfilled the criterion within the time limit.

From Table 6.3, we see that while GIST resulted in the designated cardinality, NEPDCA resulted in overly sparse solutions. The smaller number of iterations of NEPDCA reflects the situation where lots of zero components were introduced by the soft-thresholding and the active set size  $|\mathcal{A}_\delta(x_t)|$  grew exponentially at each iteration.

From all the observations above, we see that the PGM-based methods tend to find better solutions in a more efficient way than the PDCA-based methods for the sparse regression problems. In particular, GIST was the best through our experiments.

Table 6.3: GIST vs. NEPDCA for Sparse Logistic Regression with the data set `real-sim`

| $\lambda$ | $K$ | Iter |        | nnz( $x$ ) |        | $F(x)$         |         | $f(x)$         |         |
|-----------|-----|------|--------|------------|--------|----------------|---------|----------------|---------|
|           |     | GIST | NEPDCA | GIST       | NEPDCA | GIST           | NEPDCA  | GIST           | NEPDCA  |
| 0.001     | 20  | 885  | 270    | 22         | 21     | <b>0.31284</b> | 0.33130 | <b>0.31270</b> | 0.33107 |
| 0.1       | 20  | 486  | 12     | <b>20</b>  | 15     | <b>0.31493</b> | 0.69168 | <b>0.31493</b> | 0.69168 |
| 10        | 20  | 464  | 4      | <b>20</b>  | 11     | <b>0.32041</b> | 0.68609 | <b>0.32041</b> | 0.68609 |
| 1000      | 20  | 458  | 4      | <b>20</b>  | 11     | <b>0.32043</b> | 0.68609 | <b>0.32043</b> | 0.68609 |

## 6.2 Sparse robust regression

Lastly we compared three methods for the sparse least trimmed square regression problem (5.1)–(5.2). We applied GPALM (Algorithm 6) and (plain) PALM [3] to the problem of the form (5.4) with  $f(x, z) = \frac{1}{2}\|Ax - b - z\|^2$  where  $A \in \mathbb{R}^{N \times p}$  and  $b \in \mathbb{R}^N$ , and applied the PDCAe-projection approach (PDCAe-proj, for short) of Liu et al. [10] to (5.3).

For the four common scales  $l = 1, \dots, 4$ , the size and penalty parameters were given as  $(p, N, K, \kappa, \lambda_1, \lambda_2) = (2560l, 720l, 80l, 15l, \tilde{\lambda}l, \tilde{\lambda}l)$ , where the three different levels of penalty  $\tilde{\lambda} = 0.01, 1, 100$  were considered; we generated 30 random instances for each combination of the parameters. Each run of every algorithm started from the same initial point  $x_0 = 0.01\nu_x$  and  $z_0 = 0.01\nu_z$ , where  $\nu_x \in \mathbb{R}^p$  and  $\nu_z \in \mathbb{R}^N$  were drawn from  $U[-1, 1]^{p+N}$ ; The stopping criterion was  $\|x_{t+1} - x_t\| + \|z_{t+1} - z_t\| \leq 10^{-6}$  for all

the three algorithms. For GPALM, we set  $\sigma_1 = \sigma_2 = 10^{-3}$ ,  $\underline{\eta} = 10^{-8}$ ,  $\bar{\eta} = 10^8$ ,  $r = 6$ , and  $\rho = 2$ . For PALM, we set  $\eta_t^x = 1.1\lambda_{\max}(A^\top A)$ , and  $\eta_t^z = 1.1$ . For PDCAe-proj, the associated parameters are set to the same values as in [10].

For small penalty parameters, we see from Table 6.4 that PCDAe-proj was better than GPALM and PALM in computation time and the number of iterations, but we need to be careful in looking at the quality of the obtained solutions. While PDCAe-proj attained the designated cardinality of  $z$ , which corresponds to the number of outlying samples, it was forced to be fulfilled at each iteration due to the projection operation of  $z$  to the  $\ell_0$ -constraint. On the other hand, PDCAe-proj resulted in less sparsity for  $x$ , which corresponds to selected variables. From the columns of ‘ $\ln(F(x, z))$ ’ we see that while GPALM, PALM, and PDCAe-proj attained almost the same objective values for small  $\lambda$ 's, GPALM attained slightly but consistently better average values.

For large penalty parameters, GPALM performed better than the other two in solution quality and computation time. Specifically, it seems that PDCAe-proj resulted in a bad critical point while the two PGM-based methods, GPALM and PALM, constantly attained the designated cardinality (with equality) for  $x$  and smaller objective values. Furthermore, GPALM performed better than PALM on average, which indicates that the BB-rule and the non-monotone line search improve on not only the computation efficiency but also the solution quality.

Table 6.4: GPALM vs. PALM vs. PDCAe-proj for Sparse Robust Regression for the synthetic data

| $\lambda$ | $n$   | Iter           |         |              | Time [sec.]    |         |              | nnz( $x$ ) |            |           |
|-----------|-------|----------------|---------|--------------|----------------|---------|--------------|------------|------------|-----------|
|           |       | GPALM          | PALM    | PDCAe        | GPALM          | PALM    | PDCAe        | GPALM      | PALM       | PDCAe     |
| 0.01      | 2560  | 809.1          | 1147.4  | <b>252.8</b> | 1.491          | 1.262   | <b>0.255</b> | 268        | 269.1      | 322.2     |
| 0.02      | 5120  | 409.8          | 586.3   | <b>206.5</b> | 2.903          | 2.257   | <b>0.737</b> | 245.3      | 248.9      | 255.8     |
| 0.03      | 7680  | 277.1          | 423.7   | <b>202.0</b> | 5.957          | 4.787   | <b>2.167</b> | 243.7      | 250.4      | 245       |
| 0.04      | 10240 | 215.3          | 370.1   | <b>201.6</b> | 8.099          | 7.134   | <b>3.724</b> | <b>320</b> | 320.8      | 313.4     |
| 1         | 2560  | <b>33.8</b>    | 285.9   | 141.9        | <b>0.077</b>   | 0.315   | 0.142        | <b>80</b>  | <b>80</b>  | 56.2      |
| 2         | 5120  | <b>37.2</b>    | 309.0   | 115.7        | <b>0.285</b>   | 1.170   | 0.411        | <b>160</b> | <b>160</b> | 73.2      |
| 3         | 7680  | <b>37.2</b>    | 298.2   | 108.5        | <b>0.843</b>   | 3.350   | 1.167        | <b>240</b> | <b>240</b> | 109.9     |
| 4         | 10240 | <b>36.1</b>    | 313.1   | 108.2        | <b>1.442</b>   | 6.153   | 2.041        | <b>320</b> | <b>320</b> | 148.6     |
| 100       | 2560  | <b>35.9</b>    | 297.4   | 103.3        | <b>0.069</b>   | 0.313   | 0.094        | <b>80</b>  | <b>80</b>  | 37.5      |
| 200       | 5120  | <b>37.2</b>    | 296.8   | 107.6        | <b>0.264</b>   | 1.085   | 0.358        | <b>160</b> | <b>160</b> | 74.6      |
| 300       | 7680  | <b>36.3</b>    | 310.6   | 107.6        | <b>0.794</b>   | 3.402   | 1.116        | <b>240</b> | <b>240</b> | 111.5     |
| 400       | 10240 | <b>35.9</b>    | 307.8   | 107.2        | <b>1.424</b>   | 6.016   | 2.020        | <b>320</b> | <b>320</b> | 148.2     |
| $\lambda$ | $n$   | $\ln(F(x, z))$ |         |              | $\ln(f(x, z))$ |         |              | nnz( $z$ ) |            |           |
|           |       | GPALM          | PALM    | PDCAe        | GPALM          | PALM    | PDCAe        | GPALM      | PALM       | PDCAe     |
| 0.01      | 2560  | <b>-1.6264</b> | -1.6243 | -1.6098      | <b>-1.9440</b> | -1.9432 | -1.8820      | 95.9       | 96.2       | <b>15</b> |
| 0.02      | 5120  | <b>-1.2337</b> | -1.2275 | -1.2299      | <b>-1.2935</b> | -1.2923 | -1.2789      | 60.5       | 60.8       | <b>30</b> |
| 0.03      | 7680  | <b>-1.0406</b> | -1.0256 | -1.0379      | <b>-1.0423</b> | -1.0303 | -1.0393      | 47.6       | 47.5       | <b>45</b> |
| 0.04      | 10240 | <b>-0.9177</b> | -0.8947 | -0.9004      | <b>-0.9177</b> | -0.8950 | -0.9004      | <b>60</b>  | <b>60</b>  | <b>60</b> |
| 1         | 2560  | <b>-1.5245</b> | -1.4575 | 0.7687       | <b>-1.5245</b> | -1.4575 | 0.7687       | <b>15</b>  | <b>15</b>  | <b>15</b> |
| 2         | 5120  | <b>-1.2166</b> | -1.1555 | 1.6980       | <b>-1.2166</b> | -1.1555 | 1.6980       | <b>30</b>  | <b>30</b>  | <b>30</b> |
| 3         | 7680  | <b>-1.0447</b> | -0.9944 | 2.0364       | <b>-1.0447</b> | -0.9944 | 2.0364       | <b>45</b>  | <b>45</b>  | <b>45</b> |
| 4         | 10240 | <b>-0.9167</b> | -0.8607 | 2.1624       | <b>-0.9167</b> | -0.8607 | 2.1624       | <b>60</b>  | <b>60</b>  | <b>60</b> |
| 100       | 2560  | <b>-1.5177</b> | -1.3595 | 1.5554       | <b>-1.5177</b> | -1.3595 | 1.5554       | <b>15</b>  | <b>15</b>  | <b>15</b> |
| 200       | 5120  | <b>-1.2182</b> | -1.1535 | 1.8679       | <b>-1.2182</b> | -1.1535 | 1.8679       | <b>30</b>  | <b>30</b>  | <b>30</b> |
| 300       | 7680  | <b>-1.0417</b> | -0.9883 | 2.0425       | <b>-1.0417</b> | -0.9883 | 2.0425       | <b>45</b>  | <b>45</b>  | <b>45</b> |
| 400       | 10240 | <b>-0.9228</b> | -0.8698 | 2.1658       | <b>-0.9228</b> | -0.8698 | 2.1658       | <b>60</b>  | <b>60</b>  | <b>60</b> |

In this table ‘PDCAe’ stands for PDCAe-proj.

## 7 Concluding remarks

In this paper we show that PGM converges to a d-stationary point without any special modification and so do its derivatives, such as GIST and GPALM. Numerical results demonstrate stably better performances of those PGM-based methods over PDCAe, which is only proved to converge to a critical point, in the context of the sparse optimization problems given by the exact penalty form. Among the PDCA-based methods, NEPDCA performed better than PDCAe, but it took longer than the PGM-based methods, especially when the penalty parameter is large because of the growing size of the active set at each iteration of NEPDCA. While both PDCAe and NEPDCA performed in a comparable manner to GIST or GPALM for small penalty parameters, the obtained solutions failed to fulfill the  $\ell_0$ -constraint then. This is because the soft-thresholding operation involved in the PDCAe results in an excessively sparse solution when the penalty parameter is large. Consequently, the PDCA-based methods are less attractive for the sparse optimization problem based on the DC decomposition (2.6), and PGM-methods are more suitable. Especially, GIST seems to be the most promising among the candidates considered in this paper.

A possible downside of the PGM-based methods can be found when the proximal operation of the nonconvex nonsmooth function  $g$  is not computationally tractable. In such a case, PDCA could be advantageous. Especially NEPDCA (or its derivative) may be helpful compared to the other PDCA versions which are only proved to converge to critical points since NEPDCA is proven to converge to a d-stationary point.

**acknowledgement** S. Nakayama is supported in part by JSPS KAKENHI Grant 20K11698 and 20K14986. J. Gotoh is supported in part by JSPS KAKENHI Grant 19H02379, 19H00808, and 20H00285.

## A Appendix

### A.1 Proof of Lemma 4.1

Let

$$q(x; x_t) := \frac{\eta_t}{2} \left\| x - \left( x_t - \frac{1}{\eta_t} \nabla f(x_t) \right) \right\|^2.$$

Since  $x_{t+1}$  is a minimizer of  $\min Q(x; x_t) := g(x) + q(x; x_t)$ , we have  $0 \in \hat{\partial}Q(x_{t+1}; x_t)$ , which yields

$$\begin{aligned} 0 &\leq \liminf_{y \neq x_{t+1}, y \rightarrow x_{t+1}} \frac{Q(y; x_t) - Q(x_{t+1}; x_t)}{\|y - x_{t+1}\|} \\ &\leq \lim_{\tau \rightarrow +0} \frac{Q(x_{t+1} + \tau d; x_t) - Q(x_{t+1}; x_t)}{\tau \|d\|} \\ &\leq \lim_{\tau \rightarrow +0} \frac{g(x_{t+1} + \tau d) - g(x_{t+1})}{\tau \|d\|} + \lim_{\tau \rightarrow +0} \frac{q(x_{t+1} + \tau d; x_t) - q(x_{t+1}; x_t)}{\tau \|d\|} \end{aligned}$$

for all  $d \in \mathbb{R}^p$ . Therefore, we have

$$0 \leq g'(x_{t+1}; d) + \langle \eta_t(x_{t+1} - x_t) + \nabla f(x_t), d \rangle,$$

which implies

$$-\langle \epsilon_t, d \rangle \leq g'(x_{t+1}; d) + \langle \nabla f(x_{t+1}), d \rangle = F'(x_{t+1}; d).$$

Therefore,  $-\|\epsilon_t\| \|d\| \leq F'(x_{t+1}; d)$ . □

## A.2 Proof of Theorem 5.2

We show the condition for  $\lambda_1$  since we can show that for  $\lambda_2$  in the same manner. We prove the statement by contradiction. Suppose that  $\|x^*\|_0 > K$  and  $x_{(K+1)}^* > 0$ . It follows from Assumption 5.1 that for any  $x_1, x_2 \in \mathbb{R}^p, \tilde{z} \in \mathbb{R}^N$

$$\|\nabla_x f(x_1, \tilde{z}) - \nabla_x f(x_2, \tilde{z})\| \leq \left\| \begin{array}{l} \nabla_x f(x_1, \tilde{z}) - \nabla_x f(x_2, \tilde{z}) \\ \nabla_z f(x_1, \tilde{z}) - \nabla_z f(x_2, \tilde{z}) \end{array} \right\| \leq M \|x_1 - x_2\|,$$

which means

$$f(x_1, \tilde{z}) \leq f(x_2, \tilde{z}) + \nabla_x f(x_2, \tilde{z})^\top (x_1 - x_2) + \frac{M}{2} \|x_2 - x_1\|^2.$$

Let  $\tilde{x} := x^* - x_i^* e_i$ , then the above inequality yields

$$f(\tilde{x}, z^*) \leq f(x^*, z^*) + \nabla_x f(x^*, z^*)^\top (x_i^* e_i) + \frac{M}{2} (x_i^*)^2,$$

where  $i = (K + 1)$ . Therefore, we obtain

$$\begin{aligned} F(x^*, z^*) - F(\tilde{x}, z^*) &= f(x^*, z^*) + \lambda_1 T_K(x^*) + \lambda_2 T_\kappa(z^*) \\ &\quad - (f(\tilde{x}, z^*) + \lambda_1 T_K(\tilde{x}) + \lambda_2 T_\kappa(z^*)) \\ &\geq \nabla_x f(x^*, z^*)^\top (x_i^* e_i) - \frac{M}{2} (x_i^*)^2 + \lambda_1 |x_i^*| \\ &\geq |x_i^*| (\lambda_1 - \|\nabla_x f(x^*, z^*)\|) - \frac{MC_x}{2}. \end{aligned}$$

Noting that

$$\begin{aligned}
\|\nabla_x f(x^*, z^*)\| &\leq \|\nabla_x f(0, 0)\| + \|\nabla_x f(x^*, z^*) - \nabla_x f(0, 0)\| \\
&\leq \|\nabla_x f(0, 0)\| + M(\|x^*\| + \|z^*\|) \\
&\leq \|\nabla_x f(0, 0)\| + M(C_x + C_z),
\end{aligned}$$

and (5.5), we have

$$F(x^*, z^*) - F(\tilde{x}, \tilde{z}) \geq |x_i^*|[\lambda_1 - \|\nabla_x f(0, 0)\| - M(\frac{3}{2}C_x + C_z)] > 0,$$

which contradicts the optimality of  $x^*$ . Similarly, we can derive the condition for  $\lambda_2$ .  $\square$

### A.3 Proof of Lemma 5.3

Let

$$\begin{aligned}
Q_x(x|x_t, z_t) &:= g(x) + q_x(x|x_t, z_t), \\
Q_z(z|x_{t+1}, z_t) &:= h(z) + q_z(z|x_{t+1}, z_t),
\end{aligned}$$

with

$$\begin{aligned}
q_x(x|x_t, z_t) &:= \frac{\eta_t^x}{2} \left\| x - \left( x_t - \frac{1}{\eta_t^x} \nabla_x f(x_t, z_t) \right) \right\|^2, \\
q_z(z|x_{t+1}, z_t) &:= \frac{\eta_t^z}{2} \left\| z - \left( z_t - \frac{1}{\eta_t^z} \nabla_z f(x_{t+1}, z_t) \right) \right\|^2.
\end{aligned}$$

From (5.8) and (5.9),  $x_{t+1}$  and  $z_{t+1}$  minimize  $q_x(x|x_t, z_t)$  and  $q_z(z|x_{t+1}, z_t)$ , respectively, and accordingly we have

$$0 \in \hat{\partial}_x Q_x(x_{t+1}|x_t, z_t), \quad 0 \in \hat{\partial}_z Q_z(z_{t+1}|x_{t+1}, z_t).$$

Similarly to the proof of Lemma 4.1, we have

$$\begin{aligned}
0 &\leq g'(x_{t+1}; d_x) + \langle \eta_t^x (x_{t+1} - x_t) + \nabla_x f(x_t, z_t), d_x \rangle, \\
0 &\leq h'(z_{t+1}; d_z) + \langle \eta_t^z (z_{t+1} - z_t) + \nabla_z f(x_{t+1}, z_t), d_z \rangle,
\end{aligned}$$

which implies

$$\begin{aligned}
-\|\epsilon_t^x\| \|d_x\| &\leq g'(x_{t+1}; d_x) + \langle \nabla_x f(x_{t+1}, z_{t+1}), d_x \rangle, \\
-\|\epsilon_t^z\| \|d_z\| &\leq h'(z_{t+1}; d_z) + \langle \nabla_z f(x_{t+1}, z_{t+1}), d_z \rangle.
\end{aligned}$$

$\square$

## A.4 Proof of Lemma 5.4

Denoting

$$\phi(t) = \operatorname{argmax}_{j=\max\{0,t-r+1\},\dots,t} F(x_j, z_j),$$

we can rewrite (5.10) as

$$F(x_{t+1}, z_{t+1}) \leq F(x_{\phi(t)}, z_{\phi(t)}) - \frac{\sigma_1}{2} \eta_t^x \|x_{t+1} - x_t\|^2 - \frac{\sigma_2}{2} \eta_t^z \|z_{t+1} - z_t\|^2. \quad (\text{A.1})$$

Then we have

$$\begin{aligned} F(x_{\phi(t+1)}, z_{\phi(t+1)}) &= \max_{j=0,1,\dots,\min\{r-1,t+1\}} F(x_{t+1-j}, z_{t+1-j}) \\ &= \max \left\{ \max_{j=1,\dots,\min\{r-1,t+1\}} F(x_{t+1-j}, z_{t+1-j}), F(x_{t+1}, z_{t+1}) \right\} \\ &\leq \max \left\{ F(x_{\phi(t)}, z_{\phi(t)}), F(x_{\phi(t)}, z_{\phi(t)}) \right. \\ &\quad \left. - \frac{\sigma_1}{2} \eta_t^x \|x_{t+1} - x_t\|^2 - \frac{\sigma_2}{2} \eta_t^z \|z_{t+1} - z_t\|^2 \right\} \\ &= F(x_{\phi(t)}, z_{\phi(t)}), \end{aligned}$$

which implies that the sequence  $\{F(x_{\phi(t)}, z_{\phi(t)}) : t \geq 0\}$  is monotonically decreasing. Therefore, since  $F$  is bounded below, there exists  $\bar{F}$  such that

$$\lim_{t \rightarrow \infty} F(x_{\phi(t)}, z_{\phi(t)}) = \bar{F}. \quad (\text{A.2})$$

By applying (A.1) with  $t$  replaced by  $\phi(t) - 1$ , we obtain

$$\begin{aligned} F(x_{\phi(t)}, z_{\phi(t)}) &\leq F(x_{\phi(t)-1}, z_{\phi(t)-1}) - \frac{\sigma_1}{2} \eta_{\phi(t)-1}^x \|x_{\phi(t)} - x_{\phi(t)-1}\|^2 \\ &\quad - \frac{\sigma_2}{2} \eta_{\phi(t)-1}^z \|z_{\phi(t)} - z_{\phi(t)-1}\|^2. \end{aligned}$$

Therefore, it follows from (A.2) that

$$\lim_{t \rightarrow \infty} \sigma_1 \eta_{\phi(t)-1}^x \|x_{\phi(t)} - x_{\phi(t)-1}\|^2 + \sigma_2 \eta_{\phi(t)-1}^z \|z_{\phi(t)} - z_{\phi(t)-1}\|^2 = 0.$$

Since  $\eta_{\phi(t)-1}^x, \eta_{\phi(t)-1}^z \geq \underline{\eta}$ , we have

$$\lim_{t \rightarrow \infty} \|x_{\phi(t)} - x_{\phi(t)-1}\|^2 = 0 \quad \text{and} \quad \lim_{t \rightarrow \infty} \|z_{\phi(t)} - z_{\phi(t)-1}\|^2 = 0. \quad (\text{A.3})$$



With (A.2) and (A.3), we have

$$\begin{aligned}
\bar{F} &= \lim_{t \rightarrow \infty} F(x_{\phi(t)}, z_{\phi(t)}) \\
&= \lim_{t \rightarrow \infty} F(x_{\phi(t)-1} + (x_{\phi(t)} - x_{\phi(t)-1}), z_{\phi(t)-1} + (z_{\phi(t)} - z_{\phi(t)-1})) \\
&= \lim_{t \rightarrow \infty} F(x_{\phi(t)-1}, z_{\phi(t)-1}).
\end{aligned}$$

Next we prove, by induction, that the following for all  $j \geq 1$ ,

$$\lim_{t \rightarrow \infty} \|x_{\phi(t)} - x_{\phi(t)-j}\|^2 = 0 \quad \text{and} \quad \lim_{t \rightarrow \infty} \|z_{\phi(t)} - z_{\phi(t)-j}\|^2 = 0, \quad (\text{A.4})$$

$$\lim_{t \rightarrow \infty} F(x_{\phi(t)-j}, z_{\phi(t)-j}) = \bar{F}. \quad (\text{A.5})$$

We have already observed that the results hold for  $j = 1$ . Suppose that (A.4) and (A.5) hold for  $j$ . From (A.1) with  $t$  replaced by  $\phi(t) - j - 1$ , we get

$$\begin{aligned}
F(x_{\phi(t)-j}, z_{\phi(t)-j}) &\leq F(x_{\phi(\phi(t)-j-1)}, z_{\phi(\phi(t)-j-1)}) \\
&\quad - \frac{\sigma_1}{2} \eta_{\phi(t)-j-1}^x \|x_{\phi(t)-j} - x_{\phi(t)-j-1}\|^2 \\
&\quad - \frac{\sigma_2}{2} \eta_{\phi(t)-j-1}^z \|z_{\phi(t)-j} - z_{\phi(t)-j-1}\|^2,
\end{aligned}$$

which ensures (A.5). Furthermore, it follows from  $\eta_l^x, \eta_l^z \geq \underline{\eta}$  for all  $l$  that (A.4). Hence, we have (5.11).  $\square$

## References

- [1] Attouch, H., Bolte, J., Svaiter, B.F.: Convergence of descent methods for semi-algebraic and tame problems: proximal algorithms, forward-backward splitting, and regularized gauss-seidel methods. *Mathematical Programming* **137**(1-2), 91–129 (2013)
- [2] Barzilai, J., Borwein, J.M.: Two-point step size gradient methods. *IMA journal of numerical analysis* **8**(1), 141–148 (1988)
- [3] Bolte, J., Sabach, S., Teboulle, M.: Proximal alternating linearized minimization for nonconvex and nonsmooth problems. *Mathematical Programming* **146**(1-2), 459–494 (2014)
- [4] Candes, E.J., Wakin, M.B., Boyd, S.P.: Enhancing sparsity by reweighted  $\ell_1$  minimization. *Journal of Fourier analysis and applications* **14**(5-6), 877–905 (2008)
- [5] Cui, Y., Pang, J.S., Sen, B.: Composite difference-max programs for modern statistical estimation problems. *SIAM Journal on Optimization* **28**(4), 3344–3374 (2018)
- [6] Fan, J., Li, R.: Variable selection via nonconcave penalized likelihood and its oracle properties. *Journal of the American statistical Association* **96**(456), 1348–1360 (2001)

- [7] Gong, P., Zhang, C., Lu, Z., Huang, J., Ye, J.: A general iterative shrinkage and thresholding algorithm for non-convex regularized optimization problems. In: international conference on machine learning, pp. 37–45 (2013)
- [8] Gotoh, J., Takeda, A., Tono, K.: Dc formulations and algorithms for sparse optimization problems. *Mathematical Programming* **169**(1), 141–176 (2018)
- [9] Li, H., Lin, Z.: Accelerated proximal gradient methods for nonconvex programming. In: Advances in neural information processing systems, pp. 379–387 (2015)
- [10] Liu, T., Pong, T.K., Takeda, A.: A refined convergence analysis of pdcae with applications to simultaneous sparse recovery and outlier detection. *Computational Optimization and Applications* **173**, 69–100 (2019)
- [11] Liu, T., Pong, T.K., Takeda, A.: A successive difference-of-convex approximation method for a class of nonconvex nonsmooth optimization problems. *Mathematical Programming* **176**(1-2), 339–367 (2019)
- [12] Lu, Z., Li, X.: Sparse recovery via partial regularization: Models, theory, and algorithms. *Mathematics of Operations Research* **43**(4), 1290–1316 (2018)
- [13] Lu, Z., Zhou, Z.: Nonmonotone enhanced proximal dc algorithms for a class of structured nonsmooth dc programming. *SIAM Journal on Optimization* **29**(4), 2725–2752 (2019)
- [14] Lu, Z., Zhou, Z., Sun, Z.: Enhanced proximal dc algorithms with extrapolation for a class of structured nonsmooth dc minimization. *Mathematical Programming* **176**(1-2), 369–401 (2019)
- [15] Pang, J.S., Razaviyayn, M., Alvarado, A.: Computing b-stationary points of nonsmooth dc programs. *Mathematics of Operations Research* **42**(1), 95–118 (2017)
- [16] Wen, B., Chen, X., Pong, T.K.: A proximal difference-of-convex algorithm with extrapolation. *Computational optimization and applications* **69**(2), 297–324 (2018)
- [17] Wright, S.J., Nowak, R.D., Figueiredo, M.A.: Sparse reconstruction by separable approximation. *IEEE Transactions on Signal Processing* **57**(7), 2479–2493 (2009)
- [18] Zhang, C.H., et al.: Nearly unbiased variable selection under minimax concave penalty. *The Annals of statistics* **38**(2), 894–942 (2010)
- [19] Zhang, T.: Analysis of multi-stage convex relaxation for sparse regularization. *Journal of Machine Learning Research* **11**(Mar), 1081–1107 (2010)