

Applying Skolem Sequences to Gracefully Label New Families of Triangular Windmills

Ahmad H. Alkasasbeh ^{*} Danny Dyer [†] Nabil Shalaby [‡]

Department of Mathematics and Statistics

Memorial University of Newfoundland

St. John's, Newfoundland

A1C 5S7 Canada

Abstract

A function f is a *graceful labelling* of a graph $G = (V, E)$ with m edges if f is an injection $f : V \mapsto \{0, 1, 2, \dots, m\}$ such that each edge $uv \in E$ is assigned the label $|f(u) - f(v)|$, and no two edge labels are the same. If a graph G has a graceful labelling, we say that G itself is graceful.

In this paper, we prove any Dutch windmill with three pendant triangles is (near) graceful, which settles Rosa's conjecture for a new family of triangular cacti.

Keywords: Graceful Labellings; Skolem-type sequences.

1 Introduction

In 1963, Ringel [10] posed the following problem, given an arbitrary tree T with m edges: Can K_{2m+1} be decomposed into $2m + 1$ copies of T ?

In 1967, Rosa introduced a graph labelling called a β -*valuation*, and used the concept of β -valuations to aid attempts to prove Ringel's conjecture.

^{*}ahmad84@mun.ca

[†]dyer@mun.ca

[‡]nshalaby@mun.ca

Later, in 1972, Golomb renamed a β -valuation as a *graceful labelling*, as it is still known today.

In [1], Bermond studied the graceful labelling of Dutch windmills. Dutch windmills are a subtype of triangular cacti, connected graphs whose blocks are all triangles.

In [12], Rosa stated the following conjecture:

1. all triangular cacti with $n \equiv 0,1 \pmod{4}$ are graceful,
2. all triangular cacti with $n \equiv 2,3 \pmod{4}$ are nearly graceful.

In 1989, Moulton [8] proved Rosa's conjecture for a triangular snake, a type of triangular cactus whose block cutpoint graph is a path. Rosa, in [12], recommended using Skolem-type sequences to label various families of triangular cacti. In 2012, Dyer, Payne, Shalaby, and Wicks [3] verified Rosa's conjecture for a new class of triangular cacti: Dutch windmills with at most two pendant triangles by using Skolem-type sequences as Rosa suggested. Gallian, in his survey (A Dynamic Survey of Graph Labeling) [4], mentioned that a proof for all triangular cacti seems hopelessly difficult.

In this paper, we develop a system in which we add pendant triangles (in all possible configurations) to a family of gracefully labelled graphs to get new gracefully labelled families. We verify Rosa's conjecture for Dutch windmills of any order with three pendant triangles, which will offer an extension of the results in [3]. We can conclude this work with the following theorem.

Theorem 1.1 *Every Dutch windmill with at most three pendant triangles is graceful or near graceful.*

2 Definitions and Preliminaries

Essential definitions are introduced in this section, as well as previously found results required to prove further results.

2.1 Skolem and Langford Sequences

The following definitions come from the Handbook of Combinatorial Designs [2].

A *Skolem sequence* of order n is a sequence $S = (s_1, s_2, \dots, s_{2n})$ of $2n$ integers satisfying these conditions:

1. for every $k \in \{1, 2, \dots, n\}$, there exist exactly two elements $s_i, s_j \in S$ such that $s_i = s_j = k$;
2. if $s_i = s_j = k$, with $i < j$, then $j - i = k$.

For example, $S_4 = (1, 1, 4, 2, 3, 2, 4, 3)$ or equivalently $\{(1, 2), (4, 6), (5, 8), (3, 7)\}$ is a Skolem sequence of order 4. If we have a Skolem sequence $\{(a_i, b_i)\}_{i=1}^n$, then i is called a *pivot* of a Skolem sequence if $b_i + i \leq 2n$.

Theorem 2.1 [14] *A Skolem sequence of order n exists if and only if $n \equiv 0, 1 \pmod{4}$.*

A *hooked Skolem sequence* of order n is a sequence $hS = (s_1, s_2, \dots, s_{2n+1})$ of $2n + 1$ integers satisfying these conditions:

1. for every $k \in \{1, 2, \dots, n\}$, there exist exactly two elements $s_i, s_j \in hS$ such that $s_i = s_j = k$;
2. if $s_i = s_j = k$, with $i < j$, then $j - i = k$;
3. $s_{2n} = 0$.

For example, $hS_2 = (1, 1, 2, 0, 2)$ is a hooked Skolem sequence of order 2. If we have a hooked Skolem sequence $\{(a_i, b_i)\}_{i=1}^n$, then i is called a *pivot* of a hooked Skolem sequence if $2n \neq b_i + i \leq 2n + 1$.

Theorem 2.2 [9] *A hooked Skolem sequence of order n exists if and only if $n \equiv 2, 3 \pmod{4}$.*

In 1897, Heffter stated two difference problems [5]. Heffter's first difference problem is: can a set $\{1, \dots, 3n\}$ be partitioned into n ordered triples (a_i, b_i, c_i) , with $1 \leq i \leq n$, such that $a_i + b_i = c_i$ or $a_i + b_i + c_i \equiv 0 \pmod{6n+1}$? If such a partition is possible, then $\{\{0, a_i + n, b_i + n\} | 1 \leq i \leq n\}$ will be the base blocks of a cyclic Steiner triple system of order $6n + 1$, $CSTS(6n + 1)$. Construction 2.3 gives a solution to Heffter's first difference problem.

Construction 2.3 [14] *Consider the (hooked) Skolem sequence with pairs (a_i, b_i) . The set of all triples $(i, a_i + n, b_i + n)$, for $1 \leq i \leq n$, is a solution to the Heffter first difference problem. These triples yield the base blocks for a $CSTS(6n + 1)$: $\{0, a_i + n, b_i + n\}$, $1 \leq i \leq n$. Also, $\{0, i, b_i + n\}$, $1 \leq i \leq n$ is another set of base blocks of a $CSTS(6n + 1)$.*

Let $S_4 = (1, 1, 4, 2, 3, 2, 4, 3)$ be a Skolem sequence of order 4, yielding the pairs $(1, 2)$, $(4, 6)$, $(5, 8)$, $(3, 7)$. These pairs yield in turn the triples $(1, 5, 6)$, $(2, 8, 10)$, $(3, 9, 12)$, $(4, 7, 11)$, forming a solution to the first Heffter problem. These triples yield the base blocks for two $CSTS(25)$ s:

1. $\{0, 5, 6\}$, $\{0, 8, 10\}$, $\{0, 9, 12\}$, and $\{0, 7, 11\} \pmod{25}$;
2. $\{0, 1, 6\}$, $\{0, 2, 10\}$, $\{0, 3, 12\}$, and $\{0, 4, 11\} \pmod{25}$.

A *Langford sequence* of defect d and order l is a sequence $L = (l_1, l_2, \dots, l_{2l})$ which satisfies these conditions:

1. for every $k \in \{d, d+1, \dots, d+l-1\}$, there exist exactly two elements $l_i, l_j \in S$ such that $l_i = l_j = k$;
2. if $l_i = l_j = k$, with $i < j$, then $j - i = k$.

A *hooked Langford sequence* of defect d and order l is a sequence $L = (l_1, l_2, \dots, l_{2l+1})$ which satisfies these conditions:

1. for every $k \in \{d, d+1, \dots, d+l-1\}$, there exist exactly two elements $l_i, l_j \in S$ such that $l_i = l_j = k$;
2. if $l_i = l_j = k$, with $i < j$, then $j - i = k$;
3. $l_{2m} = 0$.

For example, $(4, 2, 3, 2, 4, 3)$ is a Langford sequence with $d = 2$ and $l = 3$ and $(8, 4, 7, 3, 6, 4, 3, 5, 8, 7, 6, 0, 5)$ is a hooked Langford sequence with $d = 3$ and $l = 6$.

The necessary and sufficient conditions for the existence of (hooked) Langford sequences are given in Theorem 2.4.

Theorem 2.4 [13]

1. A Langford sequence of order m and defect d exists if and only if
 - (a) $m \geq 2d - 1$
 - (b) $m \equiv 0, 1 \pmod{4}$ and d is odd, or
 - (c) $m \equiv 0, 3 \pmod{4}$ and d is even.

2. A hooked Langford sequence of order m and defect d exists if and only if

- (a) $m(m - 2d + 1) + 2 \geq 0$
- (b) $m \equiv 2, 3 \pmod{4}$ and d is odd, or
- (c) $m \equiv 1, 2 \pmod{4}$ and d is even.

Though they can be thought of as a natural generalization of Skolem sequences, Langford sequences have also been classically used to build new Skolem sequences by concatenating sequences of appropriate order, possibly interlacing hooks, if required. This classic technique is a much used method to construct Skolem sequences from Langford sequences.

Lemma 2.5 *If a (hooked) Skolem sequence of order $d - 1$ exists, and a (hooked) Langford sequence of order l and defect d , then a (hooked) Skolem sequence of order $N = l + d - 1$ exists. In particular, a new Skolem sequence of order N is obtained by concatenating a Skolem sequence with a Langford sequence or by interlacing a hooked Skolem sequence and hooked Langford sequence. A new hooked Skolem sequence of order N is obtained by concatenating a Skolem sequence with a hooked Langford sequence or a hooked Skolem sequence and a Langford sequence.*

Let $hS_2 = (1, 1, 2, 0, 2)$ be a hooked Skolem sequence and $hL_3^6 = (8, 4, 7, 3, 6, 4, 3, 5, 8, 7, 6, 0, 5)$ be a hooked Langford sequence. Now, if we take the reverse of the hooked Skolem sequence and by interlacing hL_3^6 and the reverse of hS_2 , then we obtain a new Skolem sequence $S_8 = (8, 4, 7, 3, 6, 4, 3, 5, 8, 7, 6, 2, 5, 2, 1, 1)$ of order 8.

2.2 Graceful Labellings and Triangular Cacti

Let $G = (V, E)$ be a graph with m edges. Let f be a labelling defined from $V(G)$ to $\{0, 1, 2, \dots, m\}$ and let g be the induced edge labelling defined from $E(G)$ to $\{1, 2, \dots, m\}$ by $g(uv) = |f(u) - f(v)|$, for all $uv \in E$. The labelling f is said to be *graceful*, if f is an injective mapping and g is a bijection. If a graph G has a graceful labelling, then it is graceful.

Let $G = (V, E)$ be a graph with m edges. Let f be a labelling defined from $V(G)$ to $\{0, 1, 2, \dots, m + 1\}$ and let g be the induced edge labelling defined from $E(G)$ to $\{1, 2, \dots, m - 1, m\}$ or $\{1, 2, \dots, m - 1, m + 1\}$ by $g(uv) = |f(u) - f(v)|$, for all $uv \in E$. The labelling f is said to be *near*

graceful, if f is an injective mapping and g is a bijection. If a graph G has a near graceful labelling, then it is near graceful. In this paper, we will

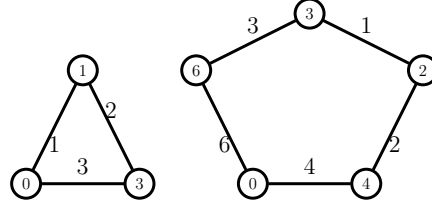


Figure 1: Graceful labelling of K_3 and near graceful labelling of C_5 .

gracefully label some new families of triangular cacti and introduce some definitions and results related to triangular cacti.

A *triangular cactus* is a connected graph whose blocks are all triangles (K_3). A triangular cactus that has the property of all its blocks having a common vertex is said to be a *Dutch windmill*, and the blocks will be called *vanes*. A *pendant triangle* is defined as a block that is added to any triangular cacti. Sometimes in this paper we call a Dutch windmill has k vanes by k -vane Dutch windmill.

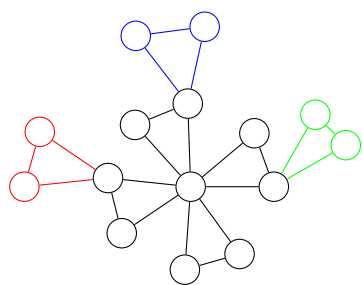
The necessary conditions for gracefulness and near gracefulness of general triangular cacti are as follows:

Theorem 2.6 [3] *Let G be a triangular cactus with n blocks. Then,*

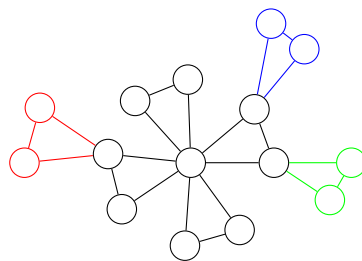
1. *if G is graceful, then $n \equiv 0, 1 \pmod{4}$, and,*
2. *if G is near graceful, then $n \equiv 2, 3 \pmod{4}$.*

3 Dutch Windmills with Three Pendant Triangles

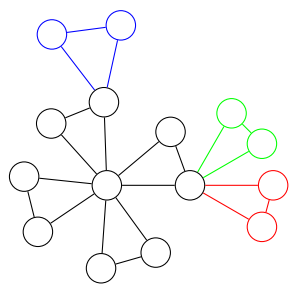
In order to verify Rosa's conjecture for a new family of triangular cacti, namely Dutch windmills of any order with three pendant triangles, we will use Langford sequences to obtain Skolem and hooked Skolem sequences of considerable sizes. This technique was introduced in [3]. We categorize all such cacti into one of eleven types, called Type (a) through Type (k), and then gracefully label each type.



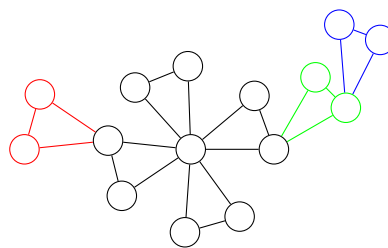
(a)



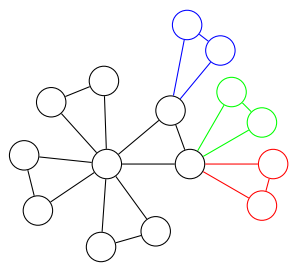
(b)



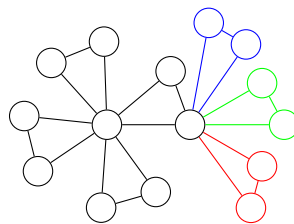
(c)



(d)



(e)



(f)

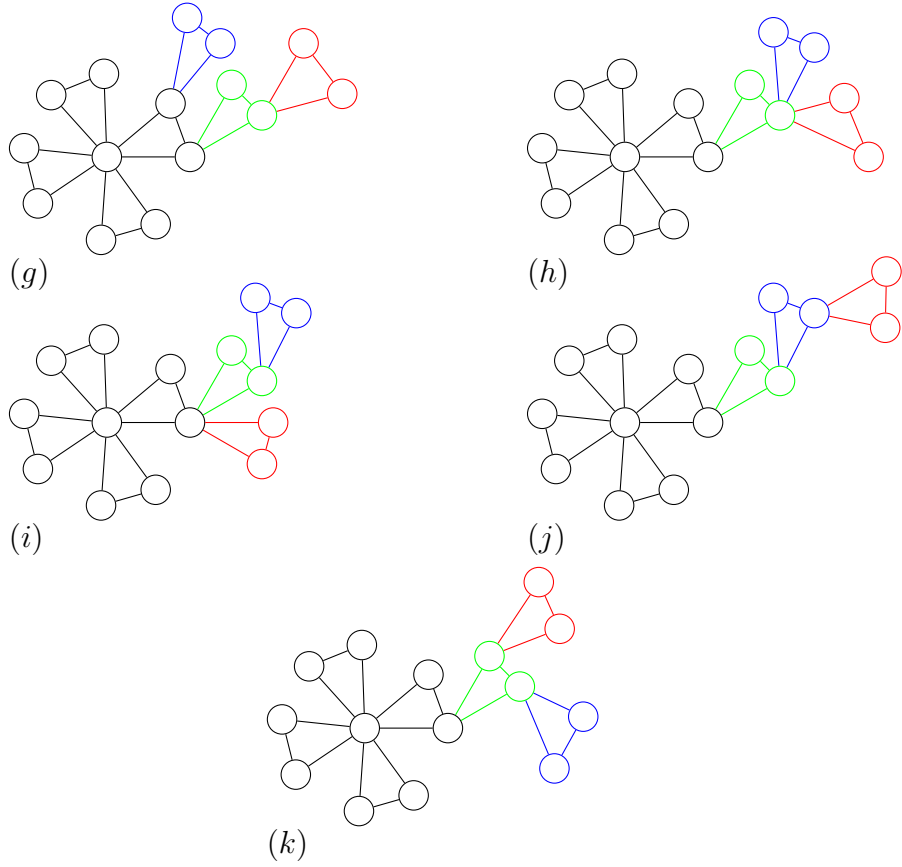


Figure 2: All types of Dutch windmills of order 7 with three pendant triangles.

Theorem 3.1 [1] *Let G be a Dutch windmill with n blocks. If there exists a Skolem sequence of order n , then G is graceful.*

Proof. Let G be a Dutch windmill with n blocks. Let S_n be a Skolem sequence of order n of the form (a_i, b_i) with $a_i < b_i$, for $i = 1, 2, \dots, n$. These pairs give n base blocks which are $\{0, a_i + n, b_i + n\}$, $1 \leq i \leq n$.

1. We can obtain three types of differences from $\{0, a_i + n, b_i + n\}$ as follows:
 - (a) $A = \{(b_i + n) - (a_i + n)\} = \{1, 2, \dots, n\}$;
 - (b) $B = \{(a_i + n) - 0\}$;
 - (c) $C = \{(b_i + n) - 0\}$.

Then, $A \cup B \cup C = \{1, 2, \dots, 3n\}$.

2. The base blocks $\{0, a_i + n, b_i + n\}_{i=1}^n$ give the vertex labels $\{0, 1, 2, \dots, 3n\}$, where 0 is repeated n times, but it is a common vertex. The base blocks formed by Skolem sequences present a graceful labelling.

□

Theorem 3.2 [1] *Let G be a Dutch windmill with n blocks. If there exists a hooked Skolem sequence of order n , then G is near graceful.*

Proof. Let G be a Dutch windmill with n blocks. Let hS_n be a hooked Skolem sequence of order n of the form (a_i, b_i) with $a_i < b_i$, for $i = 1, 2, \dots, n$. These pairs give n base blocks which are $\{0, a_i + n, b_i + n\}$, $1 \leq i \leq n$.

1. We can obtain three types of differences from $\{0, a_i + n, b_i + n\}$ as follows:
 - (a) $A = \{(b_i + n) - (a_i + n)\} = \{1, 2, \dots, n\}$;
 - (b) $B = \{(a_i + n) - 0\}$;
 - (c) $C = \{(b_i + n) - 0\}$.

Then, $A \cup B \cup C = \{1, 2, \dots, 3n - 1, 3n + 1\}$.

2. The base blocks $\{0, a_i + n, b_i + n\}_{i=1}^n$ give the vertex labels $\{0, 1, 2, \dots, 3n - 1, 3n + 1\}$, where 0 is repeated n times, but it is a common vertex. The base blocks formed by a hooked Skolem sequences present a near graceful labelling.

□

In the (near) graceful labelling by (hooked) Skolem sequences, we can use the base blocks of the form $\{0, a_i + n, b_i + n\}_{i=1}^n$ or $\{0, i, b_i + n\}_{i=1}^n$. They give two different vertex labels, but the same edge labels. For instance, taking the base blocks from the example in Section 2.1 will give us the gracefully labelled Dutch windmill of order 4 shown in Figures 3(a), (b), and (c). The

Figure 1 consists of three star graphs, labeled (a), (b), and (c), each with a central node labeled 0 and 11 peripheral nodes labeled 1 through 12. The edges are labeled with values. The graphs are arranged in a 2x2 grid with the bottom-right cell empty.

- (a)** Star graph with central node 0 and peripheral nodes 1-12. Edge labels: (0,1)=1, (0,2)=2, (0,3)=3, (0,4)=4, (0,5)=5, (0,6)=6, (0,7)=7, (0,8)=8, (0,9)=9, (0,10)=10, (0,11)=11, (0,12)=12.
- (b)** Star graph with central node 0 and peripheral nodes 1-12. Edge labels: (0,1)=5, (0,2)=8, (0,3)=3, (0,4)=9, (0,5)=1, (0,6)=6, (0,7)=12, (0,8)=2, (0,9)=3, (0,10)=10, (0,11)=11, (0,12)=4.
- (c)** Star graph with central node 0 and peripheral nodes 1-12. Edge labels: (0,1)=1, (0,2)=2, (0,3)=3, (0,4)=4, (0,5)=5, (0,6)=6, (0,7)=7, (0,8)=8, (0,9)=9, (0,10)=10, (0,11)=11, (0,12)=12.

Since $x - y = (x + c) - (y + c)$ for any x, y , the following lemma is straightforward.

In the special case of having a triple of the form $(0, a_i + n, b_i + n)$, where a_i is a pivot, and replacing that triple with the new triple $(i, a_i + i + n, b_i + i + n)$, we say that we are *pivoting*.

Consider the triples as given in Figure 3 (a), then add 2 to each element of the triple $\{0, 8, 10\}$ to obtain $\{2, 10, 12\}$. This gives the blocks $\{0, 5, 6\}$, $\{2, 10, 12\}$, $\{0, 9, 12\}$, and $\{0, 7, 11\}$. Consequently, we have obtained a graceful labelling for a Dutch windmill of order three with one pendant triangle.

Here we will present an example of how to label Figure 2(b) by using a hooked Skolem sequence. Let $hS_7 = (7, 4, 6, 3, 5, 4, 3, 7, 6, 5, 1, 1, 2, 0, 2)$ be a hooked Skolem sequence of order 7. This yields the pairs $\{(11, 12), (13, 15), (4, 7), (2, 6), (5, 10), (3, 9), (1, 8)\}$. This sequence gives the base blocks of the form $\{0, a_i + n, b_i + n\}$ as follows: $A = \{(0, 18, 19), (0, 20, 22), (0, 11, 14), (0, 9, 13), (0, 12, 17), (0, 10, 16), (0, 8, 15)\}$. The above sequence hS_7 has six pivots, but we consider only three in particular, which are 1, 4, and 7. We obtain a new set of base blocks by pivoting as follows: $A' = \{(1, 19, 20), (0, 20, 22), (0, 11, 14), (4, 13, 17), (0, 12, 17), (0, 10, 16), (7, 15, 22)\}$.

We will use the set A' to label our graph as follows: label the central vertex with 0. Then label all the vanes by these base blocks containing 0. Finally, label the pendant triangles with the triples corresponding to the pivots. The blocks $\{1, 19, 20\}$ and $\{7, 15, 22\}$ each intersect $\{0, 20, 22\}$ at a single distinct element, namely 20 for the first block and 22 for the second block. The block $\{4, 13, 17\}$ intersects $\{0, 12, 17\}$ at a single element, namely 17.

To label Dutch windmills with n blocks that have three pendant triangles, we will use Skolem sequences of order n with at least three pivots. Since our Skolem sequence S has three distinct pivots r, s, t , $1 \leq r, s, t \leq n$ we will obtain a new set of base blocks A' . Then A' contains the new triples $\{r, a_r + n + r, b_r + n + r\}$, $\{s, a_s + n + s, b_s + n + s\}$, $\{t, a_t + n + t, b_t + n + t\}$. Exactly one of $r, a_r + n + r$, or $b_r + n + r$ must appear in one of the other triples and this is the label where we attach the pendant triangle; the elements of the triples in the set A' must be labelled from $\{0, 1, 2, \dots, 3n\}$, and these values cannot be more than $3n$, and a similar argument holds for s and t . Then, by Theorem 3.1, the Skolem sequence gives the vertex labels of the gracefully labelled Dutch windmill. Likewise, the same idea works for hooked Skolem sequences, and, by Theorem 3.2, the hooked Skolem sequence gives the vertex labels of the near gracefully labelled Dutch windmill.

In the following lemma, λ represents a letter between a and k .

Lemma 3.4 *If a (hooked) Skolem sequence of order n exists that gives a (near) graceful labelling of a Type (λ) Dutch windmill with n blocks then for $m \geq 3n + 1$, there exists a (near) graceful labelling of a Type (λ) Dutch*

windmill with m blocks.

Proof. Let G be a Type (λ) Dutch windmill with n blocks (near) gracefully labelled by S_n , a (hooked) Skolem sequence of order n . By Theorem 2.4, a (hooked) Langford sequence of order m exists with defect $d = n + 1$. Then by Lemma 2.5, we obtain a new (hooked) Skolem sequence of order m , S_m where $m \geq 3n + 1 = N(n)$. Then, since S_n had the pivot structure needed to (near) gracefully label a Type (λ) Dutch windmill with n blocks, S_m will yield the structure needed to (near) gracefully label a Type (λ) Dutch windmill with m blocks. \square

3.1 Type (a)

For Type (a) , when $n \leq 5$, there are not enough triangles to form a Type (a) Dutch windmill. When $n = 6$, see the near graceful labelling in Figure 4.

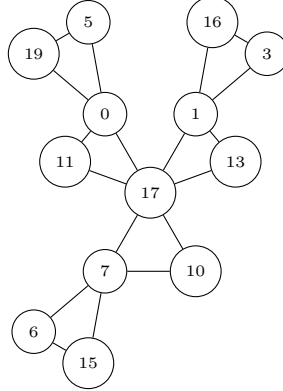


Figure 4: A near gracefully labelled Type (a) Dutch windmill with 6 blocks.

Lemma 3.5 *Any Type (a) Dutch windmill with at least 6 blocks is graceful or near graceful.*

Proof. We begin by constructing a (hooked) Skolem sequence which we will use to label a Type (a) Dutch windmill of order 7. Consider the (hooked) Skolem sequence, $hS_7 = (3, 4, 7, 3, 2, 4, 2, 5, 6, 7, 1, 1, 5, 0, 6)$. This sequence gives triples of the form $(0, a_i + n, b_i + n)$ as follows: $(0, 18, 19)$, $(0, 12, 14)$,

$(0, 8, 11), (0, 9, 13), (0, 15, 20), (0, 16, 22), (0, 10, 17)$. The above sequence hS_7 has three pivots, which are 1, 3, and 4. We convert these triples by pivoting as follows: $(1, 19, 20), (0, 12, 14), (3, 11, 14), (4, 13, 17), (0, 15, 20), (0, 16, 22), (0, 10, 17)$. These triples near gracefully label the Dutch windmill with 7 blocks.

We have an order 7 hooked Skolem sequence. Then by Theorem 2.4, a hooked Langford sequence of order m with $d = 8$ exists for $m \geq 15$, with m congruent to 1 and 2 (mod 4). By Lemma 2.5, we obtain an associated Skolem sequence of order n , and by Lemma 3.4, we obtain a gracefully labelled Type (a) Dutch windmill with n blocks for $n \geq 22$. Likewise, By Theorem 2.4, a Langford sequence of order m with $d = 8$ exists for $m \geq 15$ with m congruent to 0 and 3 (mod 4). By Lemma 2.5, we obtain an associated hooked Skolem sequence of order n , and by Lemma 3.4, we obtain a near gracefully labelled Type (a) Dutch windmill with n blocks for $n \geq 22$. Now, we can see from the above steps and Theorem 2.6 that a Type (a) Dutch windmill of order $n \geq 22$ with three pendant triangles is graceful or near graceful.

Skolem and hooked Skolem sequences with three pivots of order $8 \leq n \leq 21$ are given in Table 1. By using the same construction as hS_7 with the given pivots, then we have the labellings for Type (a) Dutch windmill with n blocks for $8 \leq n \leq 21$. In this table and all subsequent tables, we will represent 10 by A , 11 by B , 12 by C , and so on.

Therefore, for $n \geq 6$, a Type (a) Dutch windmill with n vanes is graceful or near graceful, as required.

n	Skolem or hooked Skolem sequence	Pivots
8	4857411568723263	1, 2 and 4
9	759242574869311368	2, 4 and 5
10	A853113598A7426249706	5, 8 and A
11	B68527265A8B7941134A309	2, 7 and B
12	A8531135C8A6B9742624C79B	3, 6 and A
13	B97D4262479B6CA8D5311358AC	3, 7 and B
14	CA75311357EACDB864292468EBD09	4, 6 and C
15	FDB9753EC3579BDF6A84CE64118A202	4, 9 and F
16	9FDBG864292468BDFECAG75311357ACE	3, 4 and F
17	FDB9H64282469BDF8GECAG75311357ACEG	4, 5 and 9
18	GEC9753113579ICEGHFDA8642B2468AIDFH0B	4, 6 and 9
19	IGEC9753113579JCEGIHFDA8642B2468AJDFH0B	7, 9 and C
20	JHFD9753CK3579BDFHJICEGA86411K468A2E2IG	1, 6 and 9
21	KIGEC9753113579LCEGIKAJHFD8642A2468LBDFHJ	5, A and K

Table 1: Skolem and hooked Skolem sequences with three pivots for Type (a). \square

3.2 Type (b)

For $n \leq 4$, there are not enough triangles to form a Type (b) Dutch windmill.

Lemma 3.6 *Any Type (b) Dutch windmill with at least 5 blocks is graceful or near graceful.*

Proof. For Type (b), consider $S_5 = (4, 1, 1, 5, 4, 2, 3, 2, 5, 3)$. This sequence has three pivots, which are 1, 2, and 4. This gives us a graceful labelling of a Type (b) Dutch windmill with 5 blocks. The rest of the proof is analogous to the steps taken to prove Lemma 3.5, by using Lemma 3.4 with S_5 to obtain a (near) graceful labelling of a Type (b) Dutch windmill with n blocks for $n \geq 16$. Table 2 provides Skolem and hooked Skolem sequences with three pivots of order $6 \leq n \leq 15$, each of which gives a (near) graceful labelling of a Type (b) Dutch windmill with n blocks.

n	Skolem or hooked Skolem sequence	Pivots
6	5611453643202	1, 3 and 5
7	746354376511202	1, 4 and 7
8	3723258476541186	1, 3 and 5
9	759242574869311368	1, 4 and 5
10	2529115784A694738630A	2, 4 and 5
11	B68527265A8B7941134A309	5, 7 and B
12	A8531135C8A6B9742624C79B	5, 6 and A
13	B97D4262479B6CA8D5311358AC	1, 6 and 7
14	CA75311357EACDB864292468EBD09	3, 4 and C
15	FDB9753EC3579BDF6A84CE64118A202	6, 9 and F

Table 2: Skolem and hooked Skolem sequences with three pivots for Type (b). \square

3.3 Type (c)

For $n \leq 4$, there are not enough triangles to form a Type (c) Dutch windmills.

Lemma 3.7 *Any Type (c) Dutch windmill with at least 5 blocks is graceful or near graceful.*

Proof. For Type (c), consider $S_5 = (3, 5, 2, 3, 2, 4, 5, 1, 1, 4)$. This sequence has three pivots, which are 1, 2, and 3. This gives us a graceful labelling of a Type (c) Dutch windmill with 5 blocks. Following the method of Lemma 3.5, we use S_5 to obtain a (near) graceful labelling of a Type (c) Dutch windmill with n blocks for $n \geq 16$. Table 3 provides Skolem and hooked Skolem sequences with three pivots of order $6 \leq n \leq 15$, each of which gives a (near) graceful labelling of a Type (c) Dutch windmill with n blocks.

n	Skolem or hooked Skolem sequence	Pivots
6	6451146523203	1, 5 and 6
7	746354376511202	4, 6 and 7
8	3723258476541186	1, 4 and 5
9	372329687115649854	2, 3 and 7
10	36232A768119574A85409	1, 2 and 3
11	35232B549A841167B98A607	1, 2 and 3
12	3A232C78119AB7685C49654B	1, 2 and 3
13	CA8531135D8AC6B9742624D79B	2, 4 and 6
14	3B932A211DE9B6CA485647D5E8C07	4, 6 and A
15	ECA8642D2468ACEFB953D735119B70F	4, 5 and E

Table 3: Skolem and hooked Skolem sequences with three pivots for Type (c). \square

3.4 Type (d)

For $n \leq 4$, there are not enough triangles to form a Type (d) Dutch windmill. For $n = 5$, a graceful labelling of the 5-vane Dutch windmill appears in [12]. When $n = 6$, see the near graceful labelling in Figure 5.

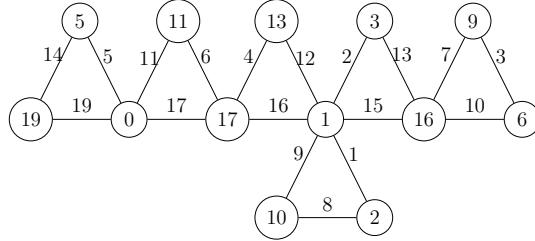


Figure 5: A near gracefully labelled Type (d) Dutch windmill with 6 blocks.

Lemma 3.8 *Any Type (d) Dutch windmill with at least 5 blocks is graceful or near graceful.*

Proof. For Type (d), consider $hS_7 = (3, 4, 7, 3, 2, 4, 2, 5, 6, 7, 1, 1, 5, 0, 6)$. This sequence has three pivots, which are 1, 2, and 3. This gives us a near graceful labelling of a Type (d) Dutch windmill with 7 blocks. The rest of the proof is analogous to the steps taken to prove Lemma 3.5, by using

Lemma 3.4 with hS_7 to obtain a (near) graceful labelling of Type (d) Dutch windmill with n blocks for $n \geq 22$. Table 4 provides Skolem and hooked Skolem sequences with three pivots of order $8 \leq n \leq 21$, each of which gives a (near) graceful labelling of a Type (d) Dutch windmill with n blocks.

n	Skolem or hooked Skolem sequence	Pivots
8	4857411568723263	1, 4 and 5
9	759242574869311368	1, 5 and 7
10	A853113598A7426249706	3, 8 and A
11	B68527265A8B7941134A309	2, 5 and 7
12	A8531135C8A6B9742624C79B	6, 8 and A
13	B97D4262479B6CA8D5311358AC	4, 6 and 7
14	CA75311357EACDB864292468EBD09	1, 3 and A
15	FDB9753EC3579BDF6A84CE64118A202	5, B and F
16	9FDBG864292468BDFECAG75311357ACE	4, B and D
17	FDB9H64282469BDF8GECAH75311357ACEG	2, 6 and 9
18	GEC9753113579ICEGHFDA8642B2468AIDFH0B	3, 6 and 9
19	IGEC9753113579JCEGIHFDA8642B2468AJDFH0B	1, 5 and E
20	JHFDB9753CK3579BDFHJICEGA86411K468A2E2IG	6, D and F
21	KIGEC9753113579LCEGIKAJHFDB8642A2468LBDFHJ	6, E and G

Table 4: Skolem and hooked Skolem sequences with three pivots for Type (d). □

3.5 Type (e)

For $n \leq 3$, there are not enough triangles to form Type (e) Dutch windmills. For $n = 4$, a graceful labelling of the 4-vane Dutch windmill appears in [12].

Lemma 3.9 *Any Type (e) Dutch windmill with at least 4 blocks is graceful or near graceful.*

Proof. For Type (e), consider $S_5 = (2, 4, 2, 3, 5, 4, 3, 1, 1, 5)$. This sequence has three pivots, which are 1, 2, and 3. This gives us a graceful labelling of a Type (e) Dutch windmill with 5 blocks. The rest of the proof is analogous to the steps taken to prove Lemma 3.5, by using Lemma 3.4 with S_5 to obtain a (near) graceful labelling of a Type (e) Dutch windmill with n blocks for $n \geq 16$. Table 5 provides Skolem and hooked Skolem sequences with three

pivots of order $6 \leq n \leq 15$, each of which gives a (near) graceful labelling of a Type (e) Dutch windmill with n blocks.

n	Skolem or hooked Skolem sequence	Pivots
6	5611453643202	3, 4 and 5
7	746354376511202	1, 6 and 7
8	3723258476541186	1, 2 and 3
9	572825967348364911	2, 3 and 7
10	36232A768119574A85409	2, 3 and 6
11	B68527265A8B7941134A309	4, 6 and B
12	A8531135C8A6B9742624C79B	4, 5 and 6
13	39B32D258A9C5B6784DA647C11	4, 8 and B
14	DB964E1146C9BDA8537E35C8A7202	3, 6 and B
15	CE3693BF262DC97EAB1187F4D5A4805	1, 7 and B

Table 5: Skolem and hooked Skolem sequences with three pivots for Type (e). \square

3.6 Type (f)

For $n \leq 3$, there are not enough triangles to form Type (f) Dutch windmills. For $n = 4$, a graceful labelling of the 4-vane Dutch windmill appears in [12].

Lemma 3.10 *Any Type (f) Dutch windmill with at least 4 blocks is graceful or near graceful.*

Proof. For Type (f), consider $S_5 = (2, 4, 2, 3, 5, 4, 3, 1, 1, 5)$. This sequence has three pivots, which are 1, 3, and 4. This gives us a graceful labelling of a Type (f) Dutch windmill with 5 blocks. The rest of the proof is analogous to the steps taken to prove Lemma 3.5, by using Lemma 3.4 with S_5 to obtain a (near) graceful labelling of a Type (f) Dutch windmill with n blocks for $n \geq 16$. Table 6 provides Skolem and hooked Skolem sequences with three pivots of order $6 \leq n \leq 15$, each of which gives a (near) graceful labelling of a Type (f) Dutch windmill with n blocks.

n	Skolem or hooked Skolem sequence	Pivots
6	6451146523203	2, 5 and 6
7	746354376511202	5, 6 and 7
8	3723258476541186	4, 5 and 7
9	746394376825291158	2, 6 and 7
10	A869117468A4973523205	2, 3 and A
11	378392A2768B5946A54110B	4, 5 and 9
12	2529115B86AC947684B3A73C	4, 6 and 9
13	9BD3753AC957B82D2A46C84116	2, 7 and 9
14	E7D6C5B47654A8EDCB2928A311309	5, 6 and 7
15	3C9382B2E1198CDFAB5647E546AD70F	4, 5 and B

Table 6: Skolem and hooked Skolem sequences with three pivots for Type (f) . \square

3.7 Type (g)

For $n \leq 3$, there are not enough triangles to form Type (g) Dutch windmills. For $n = 4$, a graceful labelling of the 4-vane Dutch windmill appears in [12].

Lemma 3.11 *Any Type (g) Dutch windmill with at least 4 blocks is graceful or near graceful.*

Proof. For Type (g) , consider $S_5 = (3, 4, 5, 3, 2, 4, 2, 5, 1, 1)$. This sequence has three pivots, which are 2, 3, and 4. This gives us a graceful labelling of a Type (g) Dutch windmill with 5 blocks. The rest of the proof is analogous to the steps taken to prove Lemma 3.5, by using Lemma 3.4 with S_5 to obtain a (near) graceful labelling of a Type (g) Dutch windmill with n blocks for $n \geq 16$. Table 7 provides Skolem and hooked Skolem sequences with three pivots of order $6 \leq n \leq 15$, each of which gives a (near) graceful labelling of a Type (g) Dutch windmill with n blocks.

n	Skolem or hooked Skolem sequence	Pivots
6	6451146523203	1, 2 and 4
7	746354376511202	1, 4 and 5
8	4857411568723263	1, 2 and 5
9	759242574869311368	1, 4 and 7
10	2529115784A694738630A	1, 4 and 5
11	B68527265A8B7941134A309	2, 5 and B
12	A8531135C8A6B9742624C79B	5, 6 and 8
13	B97D4262479B6CA8D5311358AC	1, 4 and 6
14	CA75311357EACDB864292468EBD09	1, 3 and C
15	FDB9753EC3579BDF6A84CE64118A202	5, 6 and F

Table 7: Skolem and hooked Skolem sequences with three pivots for Type (g) . \square

3.8 Type (h)

For $n \leq 3$, there are not enough triangles to form Type (h) Dutch windmills. For $n = 4, 5$ a graceful labelling of the 4-vane and 5-vane Dutch windmill appears in [12].

Lemma 3.12 *Any Type (h) Dutch windmill with at least 4 blocks is graceful or near graceful.*

Proof. For Type (h) , consider $hS_6 = (4, 5, 3, 6, 4, 3, 5, 1, 1, 6, 2, 0, 2)$. This sequence has three pivots, which are 1, 3, and 4. This gives us a near graceful labelling of a Type (h) Dutch windmill with 6 blocks. The rest of the proof is analogous to the steps taken to prove Lemma 3.5, again by using Lemma 3.4 with hS_6 to obtain a (near) graceful labelling of a Type (h) Dutch windmill with n blocks for $n \geq 19$. Table 8 provides Skolem and hooked Skolem sequences with three pivots of order $7 \leq n \leq 18$, each of which gives a (near) graceful labelling of a Type (h) Dutch windmill with n blocks.

n	Skolem or hooked Skolem sequence	Pivots
7	746354376511202	3, 4 and 5
8	1157468543763282	3, 4 and 5
9	736931176845924258	1, 3 and 7
10	5262854A674981137A309	1, 4 and 6
11	635A37659B117A842924B08	5, 6 and 7
12	52426549B86CA711983B73AC	4, 5 and 6
13	86272C568B75D9A11C34B394AD	1, 5 and 8
14	2726AD1176C4EBA458D935C3B8E09	4, 6 and 7
15	8C3473D48117ACEFB96D52A2659BE0F	2, 5 and C
16	637A3E6FC7D52A2G58BEC9FD48114B9G	2, 5 and 7
17	962D2G5649754EFHD78CAGB1138E3FACHB	4, 5 and D
18	5D9485E4F1198BDG6HIAEC6FB7232A3G7CH0I	8, 9 and E

Table 8: Skolem and hooked Skolem sequences with three pivots for Type (h) . \square

3.9 Type (i)

For $n \leq 3$, there are not enough triangles to form Type (i) Dutch windmills. For $n = 4, 5$ a graceful labelling of the 4-vane and 5-vane Dutch windmill appears in [12]. When $n = 6$, see the near graceful labelling in Figure 6.

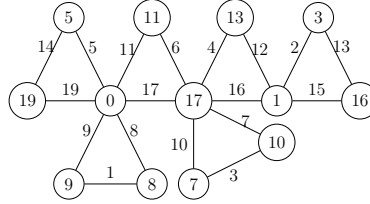


Figure 6: A near gracefully labelled Type (i) Dutch windmill with 6 blocks.

Lemma 3.13 *Any Type (i) Dutch windmill with at least 4 blocks is graceful or near graceful.*

Proof. For Type (i) , consider $hS_7 = (7, 4, 6, 3, 5, 4, 3, 7, 6, 5, 1, 1, 2, 0, 2)$. This sequence has three pivots, which are 4, 5, and 6. This gives us a near graceful labelling of a Type (i) Dutch windmill with 7 blocks. The rest of the proof is analogous to the steps taken to prove Lemma 3.5, by using Lemma 3.4 with hS_7 to obtain a (near) graceful labelling of a Type (i) Dutch windmill

with n blocks for $n \geq 22$. Table 9 provides Skolem and hooked Skolem sequences with three pivots of order $8 \leq n \leq 21$, each of which gives a (near) graceful labelling of a Type (i) Dutch windmill with n blocks.

n	Skolem or hooked Skolem sequence	Pivots
8	7536835726248114	1, 6 and 7
9	975386357946824211	2, 6 and 7
10	A853113598A7426249706	2, 3 and 8
11	B68527265A8B7941134A309	4, 8 and B
12	A8531135C8A6B9742624C79B	4, 6 and 8
13	CA8531135D8AC6B9742624D79B	4, 6 and A
14	DB964E1146C9BDA8537E35C8A7202	3, 9 and B
15	ECA8642D2468ACEFB953D735119B70F	3, A and C
16	9FDBG864292468BDFECAG75311357ACE	2, 6 and 9
17	FDB9H64282469BDF8GEC AH75311357ACEG	3, D and F
18	IGECA8642H2468ACEGIFD9753BH357911DF0B	6, 7 and I
19	IGEC9753113579JCEGIHFDA8642B2468AJDFH0B	2, 5 and E
20	JHFDDB9753CK3579BDFHJICEGA86411K468A2E2IG	6, F and J
21	KIGEC9753113579LCEGIKAJHFDDB8642A2468LBDFHJ	6, G and K

Table 9: Skolem and hooked Skolem sequences with three pivots for Type (i) □

3.10 Type (j)

For $n \leq 3$, there are not enough triangles to form Type (j) Dutch windmills. For $n = 4$ a graceful labelling of the 4-vane Dutch windmill appears in [12].

Lemma 3.14 *Any Type (j) Dutch windmill with at least 4 blocks is graceful or near graceful.*

Proof. For Type (j), consider $S_5 = (2, 3, 2, 5, 3, 4, 1, 1, 5, 4)$. This sequence has three pivots, which are 1, 2, and 3. This gives us a graceful labelling of a Type (j) Dutch windmill with 5 blocks. The rest of the proof is analogous to the steps taken to prove Lemma 3.5, by using Lemma 3.4 with S_5 to obtain a (near) graceful labelling of a Type (j) Dutch windmill with n blocks for $n \geq 16$. Table 10 provides Skolem and hooked Skolem sequences with three pivots of order $6 \leq n \leq 15$, each of which gives a (near) graceful labelling of a Type (j) Dutch windmill with n blocks.

n	Skolem or hooked Skolem sequence	Pivots
6	2326351146504	1, 2 and 3
7	232437546115706	2, 3 and 4
8	3753811576428246	1, 3 and 5
9	759242574869311368	1, 2 and 7
10	A853113598A7426249706	1, 3 and 8
11	35232B549A841167B98A607	2, 4 and 5
12	A8531135C8A6B9742624C79B	3, 6 and 8
13	A8D536C358A6B97D42C2479B11	3, 4 and A
14	7A8C53E7358ADB9C6411E469BD202	3, 4 and A
15	DB964F1146E9BD7CA853F735E8AC202	4, 5 and B

Table 10: Skolem and hooked Skolem sequences with three pivots for Type (j) . \square

3.11 Type (k)

Figure 7 represents a portion of a type (k) Dutch windmill. For this type we can label all the triangles by triples of the form $(0, a_i + n, b_i + n)$, where $1 \leq i \leq n$, using the method of the previous types with the exception of the three pendent triangles 2, 3 and 4. Let triangle 1 be labelled by $(0, a_j + n, b_j + n)$; we proceed under the assumption that the remaining triangles can be labelled by the pivoting technique. By pivoting we label triangle 2 by $(k, a_k + n + k, b_k + n + k)$, where $b_j + n = a_k + n + k$ or $a_j + n = a_k + n + k$. We will consider $b_j + n = a_k + n + k$ at vertex c in Figure 7. Again by pivoting we label triangle 3 by $(l, a_l + n + l, b_l + n + l)$. We will consider $b_k + n + k = a_l + n + l$, at vertex a , and hence vertex b is labelled k . Note that $1 \leq j, k, l \leq n$, and all are distinct. If we pivot triangle 4 we label it by the triple $(s, a_s + n + s, b_s + n + s)$. However $k \neq s$ and $\min(a_s + n + s, b_s + n + s) > n \geq k$. Since this is impossible we must abandon the pivoting method. Instead we will add some constant c to obtain the triple $(c, a_s + c + n, b_s + c + n)$, and we will use triples of the form: $(0, i, b_i + n)$ to avoid any conflicts created between the vertex labels. By Lemma 3.3, adding any constant gives the same differences. (This is a generalization of the idea of pivoting.) The same approach works for hooked Skolem sequences.

For this type, we will introduce the sequences and the corresponding triples to indicate forms of the triples we use.

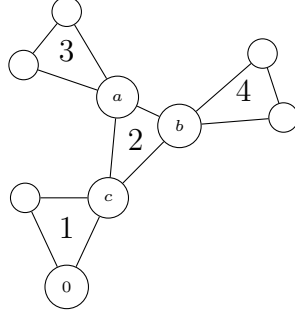


Figure 7: Illustration for Type (k) Dutch windmill labelling.

For $n \leq 3$, there are not enough triangles to form Type (k) Dutch windmills. For $n = 4$, a graceful labelling of the Dutch windmill with 4 vanes appears in [12].

Lemma 3.15 *Any Type (k) Dutch windmill with at least 5 blocks is graceful or near graceful.*

Proof. For Type (k) , consider $S_5 = (2, 3, 2, 5, 3, 4, 1, 1, 5, 4)$. This sequence gives triples of the form $(0, a_i + n, b_i + n)$ as follows: $(0, 12, 13)$, $(0, 6, 8)$, $(0, 7, 10)$, $(0, 11, 15)$, $(0, 9, 14)$. The above sequence S_5 has three pivots, but it does not work for this case and so we will use mixed forms of the triples to gracefully label a Type (k) Dutch windmill with 5 blocks and the triples are: $(1, 13, 14)$, $(1, 7, 9)$, $(3, 10, 13)$, $(0, 11, 15)$, $(0, 5, 14)$. The first and the third triples are formed by pivoting the elements, the second triple is formed by adding 1 to each element, the fourth triple is formed by the base block of the form $(0, a_i + n, b_i + n)$ and the fifth triple is formed by the base block of the form $(0, i, b_i + n)$. This gives us a graceful labelling of a Type (k) Dutch windmill with 5 blocks.

We have an order 5 Skolem sequence S_5 . By Theorem 2.4, a hooked Langford sequence of order m with $d = 6$ exists for $m \geq 11$. By Lemma 2.5, we obtain an associated Skolem sequence of order n , and by Lemma 3.4, we obtain a gracefully labelled Type (k) Dutch windmill with n blocks for $n \geq 16$. Likewise, By Theorem 2.4, a Langford sequence of order m with $d = 6$ exists for $m \geq 11$. By Lemma 2.5, we obtain an associated hooked Skolem sequence of order n , and by Lemma 3.4, we obtain a near graceful labelled Type (k) Dutch windmill with n blocks for $n \geq 16$. Now, we can see

from the above steps and Theorem 2.6 that a Type (k) Dutch windmill of order $n \geq 16$ with three pendant triangles is graceful or near graceful.

Skolem and hooked Skolem sequences with corresponding triples of order $6 \leq n \leq 15$ are given in Table 11, where the triples in bold are formed in an unusual way (i.e formed by one of the following forms: $(i, a_i + i + n, b_i + i + n)$, $(c, a_i + c + n, b_i + c + n)$, for some c , or $(0, i, b_i + n)$) and the rest of the triples are formed by the typical $(0, a_i + n, b_i + n)$ construction. By using a similar structure as S_5 with the given triples, then we have the labellings for Type (k) Dutch windmills with n blocks for $6 \leq n \leq 15$.

Therefore, for $n \geq 5$, a Type (k) Dutch windmill with n vanes is graceful or near graceful, as required.

n	Skolem or hooked Skolem sequence	Triples
6	2326351146504	$(\mathbf{1,14,15})$, $(\mathbf{1,8,10})$, $(\mathbf{3,11,14})$, $(0, 15, 19)$, $(0, 12, 17)$, $(\mathbf{0,6,16})$.
7	746354376511202	$(\mathbf{0,1,19})$, $(\mathbf{0,2,22})$, $(\mathbf{4,15,18})$, $(\mathbf{7,11,20})$, $(0, 12, 17)$, $(0, 10, 16)$, $(7, 15, 22)$.
8	3753811576428246	$(\mathbf{1,15,16})$, $(0, 20, 22)$, $(\mathbf{2,5,14})$, $(0, 19, 23)$, $(\mathbf{5,16,21})$, $(0, 18, 24)$, $(0, 10, 17)$, $(0, 13, 21)$.
9	736931176845924258	$(\mathbf{7,8,23})$, $(\mathbf{0,2,25})$, $(\mathbf{3,14,17})$, $(0, 20, 24)$, $(0, 21, 26)$, $(0, 12, 18)$, $(\mathbf{7,17,24})$, $(0, 19, 27)$, $(0, 13, 22)$.
10	5262854A674981137A309	$(\mathbf{1,25,26})$, $(0, 12, 14)$, $(0, 26, 29)$, $(\mathbf{1,5,22})$, $(0, 11, 16)$, $(\mathbf{6,19,25})$, $(0, 20, 27)$, $(0, 15, 23)$, $(\mathbf{0,9,31})$, $(0, 18, 28)$.
11	635A37659B117A842924B08	$(0, 22, 23)$, $(0, 28, 30)$, $(0, 13, 16)$, $(0, 27, 31)$, $(\mathbf{7,12,26})$, $(\mathbf{6,18,24})$, $(\mathbf{7,24,31})$, $(\mathbf{0,8,34})$, $(0, 20, 29)$, $(0, 15, 25)$, $(0, 21, 32)$.
12	A8531135C8A6B9742624C79B	$(0, 17, 18)$, $(0, 29, 31)$, $(0, 16, 19)$, $(0, 28, 32)$, $(\mathbf{6,11,26})$, $(\mathbf{6,30,36})$, $(0, 27, 34)$, $(\mathbf{8,22,30})$, $(\mathbf{0,9,35})$, $(0, 13, 23)$, $(0, 25, 36)$, $(0, 21, 33)$.
13	3113692D286C7B9A5847D54CBA	$(\mathbf{5,6,21})$, $(\mathbf{2,22,24})$, $(0, 14, 17)$, $(0, 32, 36)$, $(0, 30, 35)$, $(\mathbf{6,24,30})$, $(0, 26, 33)$, $(0, 23, 31)$, $(0, 19, 28)$, $(0, 29, 39)$, $(0, 27, 38)$, $(0, 25, 37)$, $(\mathbf{0,13,34})$.
14	B36A349C647BDAE9578C25211D80E	$(0, 38, 39)$, $(\mathbf{2,37,39})$, $(\mathbf{2,5,21})$, $(0, 20, 24)$, $(0, 31, 36)$, $(0, 17, 23)$, $(0, 25, 32)$, $(0, 33, 41)$, $(\mathbf{0,9,30})$, $(0, 18, 28)$, $(\mathbf{11,26,37})$, $(0, 22, 34)$, $(0, 27, 40)$, $(0, 29, 43)$.
15	11FB479242DE76B9CF86A35D3E85C0A	$(\mathbf{2,3,19})$, $(0, 23, 25)$, $(\mathbf{3,40,43})$, $(0, 20, 24)$, $(0, 38, 43)$, $(0, 29, 35)$, $(0, 21, 28)$, $(0, 34, 42)$, $(\mathbf{9,31,40})$, $(0, 36, 46)$, $(\mathbf{0,11,30})$, $(0, 32, 44)$, $(0, 26, 39)$, $(0, 27, 41)$, $(0, 18, 33)$.

Table 11: Skolem and hooked Skolem sequences with the triples for Type (k) . \square

4 Some Remarks

In this paper, we proved Rosa's conjecture for a new family of triangular cacti: Dutch windmills of any order with three pendant triangles. This

result, combined with those of Dyer, et al [3], gives the following theorem.

Theorem 4.1 *Every Dutch windmill with at most three pendant triangles is graceful or near graceful.*

Question: Can we gracefully label a Dutch windmill consisting of m triangles and n 4-cycles, all joined at a common point?

Langford sequences have been classically used to build new Skolem sequences. In this paper, we use this technique to gracefully label Dutch windmills with three pendant triangles. However, in our construction, the Langford sequence implicitly contains a pivot, which when pivoted can gracefully label Dutch windmills with four pendant triangles. Thus we can in many cases label the Dutch windmills with four pendant triangles, for Dutch windmills of a large order.

Theorem 4.2 *There exists M such that for every Dutch windmill of order $m > M$ with exactly four pendant triangles, where one pendant is attached to a vane containing no other pendants, is graceful or near graceful.*

For example, let $S_8 = (4, 8, 5, 7, 4, 1, 1, 5, 6, 8, 7, 2, 3, 2, 6, 3)$ be a Skolem sequence and $L_9^{17} = (24, 17, 21, 22, 18, 14, 11, 19, 25, 23, 10, 20, 9, 16, 13, 15, 12, 11, 17, 14, 10, 9, 18, 21, 24, 22, 19, 13, 12, 16, 15, 20, 23, 25)$ be a Langford sequence. Now, if we take the Skolem sequence S_8 and the Langford sequence L_9^{17} , then we obtain a new Skolem sequence $S_{25} = (4, 8, 5, 7, 4, 1, 1, 5, 6, 8, 7, 2, 3, 2, 6, 3, 24, 17, 21, 22, 18, 14, 11, 19, 25, 23, 10, 20, 9, 16, 13, 15, 12, 11, 17, 14, 10, 9, 18, 21, 24, 22, 19, 13, 12, 16, 15, 20, 23, 25)$ of order 25. If we take that triples obtained from S_{25} and pivot the triples 1, 2, 4 and 11 we can gracefully label the Dutch windmill of order 25 with four pendant triangles.

Furthermore, using the Langford sequences technique to gracefully label triangular cacti, we obtain the following theorem.

Theorem 4.3 *Let G be a graph on m edges that can be (near) gracefully labelled. Let x be a vertex of G that obtains the label zero under some (near) graceful labelling.*

1. *If G is near gracefully labelled we can obtain a new graceful labelled graph G^* of size $m + 3(l + 1)$ by adding an $l + 1$ triangular vanes at the vertex x .*

2. If G is gracefully labelled we can obtain a new graceful labelled graph G^* of size $m + 3l$ edges by adding an l triangular vanes at the vertex x .
3. If G is gracefully labelled we can obtain a new near graceful labelled graph G^* of size $m + 3l$ by adding an l triangular vanes at the vertex x .
4. If G is near gracefully labelled we can obtain a new near graceful labelled graph G^* of size $m + 3(l + 1)$ by adding an $l + 1$ triangular vanes at the vertex x .

In [6] Linek and Jiang studied p -extended Langford sequences. Here we will present the definition of a p -extended Langford sequence because we will use it in the proof of Theorem 4.3.

A p -extended Langford sequence of defect d and m differences is a sequence $S = (s_1, s_2, \dots, s_{2m+1})$ which satisfies these conditions:

1. for every $k \in \{d, d + 1, \dots, d + m - 1\}$, there exist exactly two elements $s_i, s_j \in S$ such that $s_i = s_j = k$;
2. if $s_i = s_j = k$, with $i < j$, then $j - i = k$;
3. $s_p = 0$, for some $1 \leq p \leq 2m + 1$.

Now we will present the proof of Theorem 4.3.

Proof. We present a proof for the first case. The proof of the other three cases will be similar.

Let G be a near gracefully labelled graph whose vertex labels are a subset of $\{0, 1, 2, \dots, m + 1\}$ and whose edge labels are exactly $\{1, 2, \dots, m - 1, m + 1\}$.

Form a p -extended Langford sequence (ELS) with defect $d = m + 2$ and the differences $d, d + 1, \dots, d + l - 1$ and the extended position at the place $p = s_{2l+1} - (m - 1)$. Following the constructions in [7], form a p -extended Langford sequence with $d = m + 2$. Form a new sequence ELS^* with all of the elements from ELS along with the element m at the position k and s_{2l+2} . Then from ELS^* we can construct triples of the form $D = \{0, a_i + d + l - 1, b_i + d + l - 1\}$, $1 \leq i \leq d + l - 1$. These base blocks give the vertex labels for $l + 1$ triangles, where 0 is repeated $l + 1$ times, as a common vertex. We obtain the vertex labels from the set $\{0, d + l, d + l + 1, \dots, d + 3l - 1\}$, where 0 is a common vertex and edge labels exactly are $\{d + l, d + l + 1, \dots, d + 3l - 1\} \cup \{m\}$.

The base blocks formed by the ELS^* sequence with the original labelling of the graph G give a graceful labelling for a new graph G^* , formed by attaching $l + 1$ triangles at 0 on the graph G .

For the second statement, we use the same technique as in the first with L as a Langford sequence with defect $d = m + 1$ and order l . For the third statement, we use the same technique as in the first with hL as a hooked Langford sequence with defect $d = m + 1$ and order l . For the fourth statement, we use the same technique as in the first with W as a hooked extended Langford sequence with defect $d = m + 2$ and order l and use W^* . \square

In fact, by using Theorem 4.3, we can (near) gracefully label new graphs. For instance, let $G = C_5$ be a nearly gracefully labelled graph where the edge labels are exactly $\{1, 2, 3, 4, 6\}$; see Figure 1. Let $ELS_7^{13} = (11, 14, 15, 16, 17, 18, 19, 7, 8, 9, 10, 11, 12, 13, 7, 14, 8, 15, 9, 16, 10, 17, 0, 18, 12, 19, 13)$ be an extended Langford sequence and $(ELS_7^{13})^* = (11, 14, 15, 16, 17, 18, 19, 7, 8, 9, 10, 11, 12, 13, 7, 14, 8, 15, 9, 16, 10, 17, \mathbf{5}, 18, 12, 19, 13, \mathbf{5})$ be a modified extended Langford sequence.

This sequence, $(ELS_7^{13})^*$, gives triples of the form $(0, a_i + 19, b_i + 19)$ as follows: $(0, 42, 47), (0, 27, 34), (0, 28, 36), (0, 29, 38), (0, 30, 40), (0, 20, 31), (0, 32, 44), (0, 33, 46), (0, 21, 35), (0, 22, 37), (0, 23, 39), (0, 24, 41), (0, 25, 43), (0, 26, 45)$. The base blocks formed by the $(ELS_7^{13})^*$ sequence with the original labelling of the graph $G = C_5$ give a graceful labelling for a new graph G^* , formed by attaching 14 triangles at 0 on the graph G .

In 1989, Moulton [8] proved Rosa's conjecture for a triangular snake, a type of triangular cactus whose block cutpoint graph is a path. Finally we pose the following question.

Question: Can we use Skolem type sequences to gracefully label triangular snakes? Can we use them to gracefully label triangular snakes with pendant triangles?

Acknowledgement

Author Danny Dyer acknowledges research grant support from NSERC.

References

- [1] J. C. Bermond, Graceful Graphs, Radio Antennae and French Windmills, *Graph Theory and Combinatorics* (ed. R.J. Wilson), Pitman, London (1979), 18–37.
- [2] C. J. Colbourn, J.H. Dinitz (editors), *The CRC Handbook of Combinatorial Designs*, CRC Press, 2007, 612–616.
- [3] D. Dyer, I. Payne, N. Shalaby, and B. Wicks, On the Graceful Conjecture for Triangular Cacti, *Australas. J. Combin.* 53 (2012), 151–170.
- [4] J. A. Gallian, A Dynamic Survey of Graph Labelling, *Electron. J. Combin.*, 5 (1998), 6–34.
- [5] L. Heffter, Uber Tripelsystemes, *Math. Ann.* 49 (1897), 101–112.
- [6] V. Linek and Z. Jiang, Extended Langford Sequences with Small Defects, *J. Combin. Theory Ser. A* 84 (1998), 38–54.
- [7] V. Linek and S. J. Mor, On partitions of $\{1, \dots, 2m+1\} \setminus \{k\}$ into differences in $d, \dots, d+m-1$: Extended Langford sequences of large defect, *J. Combin. Designs*, 12 (2004), 421–442.
- [8] D. Moulton, Graceful Labellings of Triangular Snakes, *Ars Combinatoria*, 28 (1989), 2–13.
- [9] E. S. O’Keefe, Verification of a conjecture of Th. Skolem, *Math. Scand.* 9 (1961), 80–82.
- [10] G. Ringel, problem 25, Theory of Graphs and its Applications, (Proceedings of the Symposium, Smolenice 1963, Czech. Acad. Sci., 162, 1964.
- [11] A. Rosa, On certain valuations of the vertices of a graph, Theory of Graphs (Internat. Symposium, Rome, July 1966), Gordon and Breach, N. Y. and Dunod Paris (1967), 349–355.
- [12] A. Rosa, Cyclic Steiner Triple Systems and Labellings of Triangular Cacti, *Scientia Series A: Mathematical Sciences*, 1 (1988), 87–95.

- [13] J. E. Simpson, Langford Sequences; Perfect and Hooked, *Discrete Mathematics* 44 (1983), 97–104.
- [14] Th. Skolem, On Certain Distributions of Integers in Pairs with Given Differences, *Math. Scand.* 5 (1957), 57–68.