

# Chiral phase structure of three flavor QCD in a background magnetic field

Heng-Tong Ding,<sup>1,\*</sup> Christian Schmidt,<sup>2,†</sup> Akio Tomiya,<sup>3,‡</sup> and Xiao-Dan Wang<sup>1,§</sup>

<sup>1</sup>*Key Laboratory of Quark & Lepton Physics (MOE) and Institute of Particle Physics,  
Central China Normal University, Wuhan 430079, China*

<sup>2</sup>*Fakultät für Physik, Universität Bielefeld, D-33615 Bielefeld, Germany*

<sup>3</sup>*RIKEN/BNL Research center, Brookhaven National Laboratory, Upton, NY, 11973, USA*

## Abstract

We investigate the chiral phase structure of three flavor QCD in a background  $U(1)$  magnetic field using the standard staggered action and the Wilson plaquette gauge action. We perform simulations on lattices with a temporal extent of  $N_\tau = 4$  and four spatial extents of  $N_\sigma = 8, 16, 20$  and 24. We choose a quark mass in lattice spacing as  $am = 0.030$  with corresponding pion mass estimated as  $m_\pi \sim 280$  MeV such that there exists a crossover transition at vanishing magnetic fields, and adopt two values of magnetic field strength in lattice spacing  $a\sqrt{eB} \simeq 1.5$  and 2 corresponding to  $eB/m_\pi^2 \sim 11$  and 20, respectively. We find that the transition becomes stronger in the presence of a background magnetic field, and turns into a first order as seen from the volume scaling of the order parameter susceptibility as well as the metastable states in the time history of the chiral condensate. On the other hand, the chiral condensate and transition temperature always increase with  $B$  even within the regime of a first order phase transition. This suggests that the discrepancy in the behavior of chiral condensates and transition temperature as a function of  $B$  between earlier lattice studies using larger-than-physical pion masses with standard staggered fermions and those using physical pions with improved staggered fermions is mainly due to lattice cutoff effects.

---

\* [hengtong.ding@mail.ccnu.edu.cn](mailto:hengtong.ding@mail.ccnu.edu.cn)

† [schmidt@physik.uni-bielefeld.de](mailto:schmidt@physik.uni-bielefeld.de)

‡ [akio.tomiya@riken.jp](mailto:akio.tomiya@riken.jp)

§ [xiaodanwang@mails.ccnu.edu.cn](mailto:xiaodanwang@mails.ccnu.edu.cn)

## I. INTRODUCTION

Strong magnetic fields have been shown to have many significant impacts on the properties of systems governed by strong interaction, and they may have observable consequences in heavy-ion collision experiments as well as magnetized neutron stars [1, 2]. One of the interesting impacts is the behavior of transition temperature of strong-interaction system and chiral condensate as a function of the magnetic field strength  $B$ . Early lattice studies of  $N_f = 2$  QCD with standard staggered fermions and larger-than-physical pions on  $N_\tau = 4$  lattices found the so-called magnetic catalyses, which means that the chiral condensate increases monotonically with increasing  $B$  [3]. As the chiral symmetry breaking is enhanced it is expected and observed that the transition temperature consequently increases with  $B$  [3]. However, based on continuum-extrapolated lattice results of  $N_f = 2+1$  QCD using improved staggered fermions and physical pions [4] it turns out that the transition temperature has the opposite behavior in magnetic field as compared to earlier studies in Ref. [3]. I.e. the transition temperature decreases with increasing  $B$ . The chiral condensate, on the other hand, first increases and then decreases with  $B$  in the transition regime [4]. This non-monotonic behavior of chiral condensate in  $B$ , which is called inverse magnetic catalysis, has also been observed in further lattice studies [5–7].

The discrepancy of lattice results in the behavior of chiral condensates and transition temperature in  $B$  reported in Refs [3] and [4–7] is probably due to either large quark masses or possible large cutoff effects present in the first study. To understand the role of quark masses in the intricate relation between the (inverse) magnetic catalysis and the reduction of transition temperature, authors of Refs. [3] and [4] have performed lattice studies of  $N_f=2+1$  [8] and  $N_f=3$  QCD [9] using improved staggered fermions with various larger-than-physical values of pions ( $370 \text{ MeV} \lesssim m_\pi \lesssim 700 \text{ MeV}$ ) on  $N_\tau=6$  lattices. It is found that the reduction of transition temperature always holds, however, the inverse magnetic catalysis disappears at a certain value of pion mass. It is suggested in Ref. [8] that the inverse magnetic catalysis is more like a deconfinement catalysis [10] as it is not necessarily associated with the reduction of the transition temperature as a function of  $B$ .

Despite the discrepancy mentioned above the strength of the QCD transition always becomes larger in the stronger magnetic field as presented in Refs. [3, 11]. And it is speculated that the strength could be sufficiently large to turn the crossover transition into a first order

phase transition which can then generate a critical point in the QCD phase diagram in the plane of temperature and magnetic field [11, 12]. However, no true phase transition of QCD in a background magnetic field has been observed in lattice QCD simulations.

One of the main motivations of the current study is to explore the chiral phase structure of  $N_f = 3$  QCD in a background magnetic field. At the vanishing magnetic field the true first order phase transition is not yet observed, and state-of-the-art estimates on the critical pion mass  $m_\pi^c$  based on lattice QCD simulations are  $m_\pi^c \lesssim 50$  MeV using improved staggered fermions [13, 14] and  $m_\pi^c \lesssim 110$  MeV using clover-improved Wilson fermions [15, 16]. Since the background magnetic field always enhances the strength of the transition one may wonder whether it could enlarge the first order chiral phase transition region in  $N_f=3$  QCD, i.e. having a larger value of the critical pion mass.

In this paper we investigate the transition of  $N_f = 3$  QCD in background magnetic fields with a quark mass corresponding to pion mass estimated as  $\sim 280$  MeV at vanishing magnetic field. In our lattice simulations we use standard staggered fermions for a testbed towards to probe a first-order phase transition with magnetic fields using improved fermions, e.g. Highly Improved Staggered Quarks [17]. The usage of standard staggered fermions with a small quark mass also renders us to understand whether the discrepancy in the behavior of chiral condensate and transition temperature as a function of the magnetic field strength in [3, 11] is ascribed to the lattice cutoff effects.

The paper is organized as follows. In Section II, we introduce our lattice setup and observables to be investigated. In Section III, we mainly discuss the order of the transition based on results of chiral condensates, Polyakov loops as well as their susceptibilities and Binder cumulants. In Section IV, we conclude our work. The preliminary results have been reported in [18].

## II. LATTICE SETUP AND OBSERVABLES

We perform our simulations on  $N_\sigma^3 \times N_\tau$  lattices with 3 mass-degenerate flavors of standard staggered quarks and the Wilson plaquette gauge action by employing the rational hybrid Monte Carlo algorithm [19]. Simulations are performed on lattices with a fixed value of temporal extent  $N_\tau = 4$  and four different values of spatial size  $N_\sigma = 8, 16, 20$  and 24. Since the critical quark mass, where the first order chiral phase transition starts for this lattice

setup is  $am_c = 0.027$  [20], we choose the value of quark mass in lattice spacing  $am$  to be 0.03 in our simulations such that the QCD transition is a crossover at vanishing magnetic field. The temperature,  $T = 1/(aN_\tau)$  is varied through the relation between the lattice spacing  $a$  and the inverse gauge coupling  $\beta$ , and specifically temperature increases with the value of  $\beta$ . The background  $U(1)$  magnetic field is implemented in a conventional way [21] and will be reviewed in the following subsection II A. The relevant observables will be introduced in subsection II B.

### A. Magnetic fields on the lattice

Magnetic fields couple to quarks with their electric charges and through covariant derivative in the continuum,

$$D_\mu = \partial_\mu - igA_\mu + iqa_\mu, \quad (1)$$

where  $g$  is the  $SU(3)$  gauge coupling and  $q$  is the electric charge of a quark.  $A_\mu$  and  $a_\mu$  are gauge fields for  $SU(3)$  and  $U(1)$ , respectively. On the lattice the background  $U(1)$  magnetic field is introduced by substituting the  $SU(3)$  link  $U_\mu$  by its product with the  $U(1)$  link  $u_\mu$  in the lattice Dirac operator,

$$D[U] \rightarrow D[uU]. \quad (2)$$

In our simulations the magnetic field only points along the  $z$ -direction. Since the  $x$ - $y$  plane has boundaries for a finite system size, appropriate boundary conditions need to be imposed. Besides, the magnetic field is realized as a  $U(1)$  plaquette, and it introduces non-trivial conditions to the magnitude of the magnetic field as will be depicted next.

Let us denote the lattice size  $(N_x, N_y, N_z, N_t)$  and coordinate as  $n_\mu = 0, \dots, N_\mu - 1$  ( $\mu = x, y, z, t$ ). The background magnetic field pointing along the  $z$ -direction  $\vec{B} = (0, 0, B)$  is described by the link variable  $u_\mu(n)$  of the  $U(1)$  field, and  $u_\mu(n)$  is expressed as follows in the Landau gauge [4, 21],

$$u_x(n_x, n_y, n_z, n_t) = \begin{cases} \exp[-iqa^2BN_xn_y] & (n_x = N_x - 1) \\ 1 & (\text{otherwise}) \end{cases}$$

$$u_y(n_x, n_y, n_z, n_t) = \exp[iqa^2Bn_x], \quad (3)$$

$$u_z(n_x, n_y, n_z, n_t) = u_t(n_x, n_y, n_z, n_t) = 1.$$

The periodic boundary condition for U(1) links is applied for all directions except for the  $x$ -direction. One-valuedness of the one-particle wave function along with a plaquette requires the following quantization,

$$a^2 q B = \frac{2\pi N_b}{N_x N_y}, \quad (4)$$

where  $N_b \in \mathbf{Z}$  is the number of magnetic flux through the unit area for the  $x$ - $y$  plane. The ultraviolet cutoff  $a$  also introduces a periodicity of the magnetic field along with  $N_b$ . Namely, a range  $0 \leq N_b < N_x N_y / 4$ , represents an independent magnitude of the magnetic field  $B$ . In our simulations the 3 mass-degenerate flavors are of up, down and strange quark type, and thus two of the flavors have electrical charge of  $q_{d,s} = -\frac{e}{3}$  and the rest one has  $q_u = \frac{2e}{3}$  with  $e$  the electric charge of electron. Thus to satisfy the quantization condition Eq. 4 we take the electric charge  $q$  to be that of down quark type, i.e.  $q = q_{d,s} = -\frac{e}{3}$ . To simplify the notation we use  $\hat{b}$  expressed as follows to denote the magnetic field strength

$$\hat{b} \equiv a\sqrt{eB} = \sqrt{\frac{6\pi N_b}{N_x N_y}}. \quad (5)$$

We choose certain values of  $N_b$  such that  $\hat{b}$  are the same in physical units among various lattice sizes which are listed in Table I.

$N_b \parallel 0 \mid 8 \mid$	$N_b \parallel 0 \mid 32 \mid 56 \mid$	$N_b \parallel 0 \mid 50 \mid$	$N_b \parallel 0 \mid 72 \mid$
$\hat{b} \parallel 0 \mid 1.5 \mid$	$\hat{b} \parallel 0.0 \mid 1.5 \mid 2.0 \mid$	$\hat{b} \parallel 0.0 \mid 1.5 \mid$	$\hat{b} \parallel 0.0 \mid 1.5 \mid$
$N_\sigma = 8$	$N_\sigma = 16$	$N_\sigma = 20$	$N_\sigma = 24$

TABLE I. Number of magnetic flux  $N_b$  used in our simulations and the approximated values of  $\hat{b} \equiv a\sqrt{eB}$  for  $N_\sigma = 8, 16, 20$  and  $24$ .

Based on an earlier estimate of the pion mass in  $N_f = 3$  QCD [25] we make a estimate of the scale at the pseudo-critical temperature  $T_{pc}^0 := T_{pc}(\hat{b} = 0)$ . We find  $m_\pi \sim 280$  MeV and  $m_\pi/T_{pc}^0 \simeq 1.77$  at  $\hat{b} = 0$ . The values of magnetic field strength for  $\hat{b} = 1.5$  and  $2$  thus correspond to  $eB/(T_{pc}^0)^2 \simeq 36$  and  $64$ , i.e.  $eB \sim 11 m_\pi^2$  and  $eB \sim 20 m_\pi^2$ , respectively. We further note that the temperature in the explored  $\beta$ -intervall [5.13,5.19] may change by approximately 25 MeV, which would lead to corresponding changes in the magnetic field.

Our simulation parameters and statistics are summarized in Tab. III - VI. It is worth mentioning that for our largest lattices, i.e. with  $N_\sigma = 24$ , we have performed simulations with a hot start (configuration with random elements) and a cold start (configuration with

unit elements) to check metastable states around the transition temperature to overcome small tunnelling rates.

## B. Observables

An expectation value for an operator  $O$  for given gauge coupling  $\beta$ , mass and magnetic flux  $N_b$  is defined by,

$$\langle O \rangle_{\beta, m, N_b} = \int \mathcal{D}U P_{\beta, m, N_b}[U] O[U], \quad (6)$$

$$P_{\beta, m, N_b}[U] = \frac{1}{Z_{\beta, m, N_b}} \det [D_{2/3}[U, N_b] + m]^{1/4} \det [D_{-1/3}[U, N_b] + m]^{2/4} e^{-S_{\text{gauge}}[U; \beta]}, \quad (7)$$

where  $D$  is the standard staggered Dirac operator and its subscript indicates the electric charge of the related quark. The fractional power, e.g.  $1/4$  and  $2/4$ , is due to the fourth root of staggered fermions in our simulations.

We measure the chiral condensate for a down type quark <sup>1</sup>,

$$\langle \bar{\psi}\psi \rangle = \frac{1}{4N_\sigma^3 N_\tau} \left\langle \text{Tr} \frac{1}{D_{-1/3} + m} \right\rangle, \quad (8)$$

where  $\text{Tr}[\dots]$  is a trace over color and space-time, and a factor of 4 in the denominator adjusts for taste degrees of freedom. Its disconnected susceptibility is given by

$$\chi^{\text{disc}} = \frac{1}{16N_\sigma^3 N_\tau} \left[ \left\langle \left( \text{Tr} \frac{1}{D_{-1/3} + m} \right)^2 \right\rangle - \left\langle \text{Tr} \frac{1}{D_{-1/3} + m} \right\rangle^2 \right]. \quad (9)$$

While chiral condensate and its susceptibility are related to chiral symmetry we also compute the Polyakov loop which is related to the deconfinement transition in a pure glue system

$$P = \frac{1}{V} \left\langle \sum_{\vec{x}} \text{Tr} \prod_t U_4(t, \vec{x}) \right\rangle, \quad (10)$$

and its susceptibility  $\chi_P$ .

We will also analyse the Binder cumulants  $B_M$  of order parameters  $M$ , e.g. the chiral condensate[22] and the Polyakov loop as well as the constructed order parameter from a mixture of the chiral condensate and the gauge action (cf. Eq. 13).  $B_M$  is defined as follows

$$B_M(\beta, N_b) = \frac{\langle (\delta M)^4 \rangle}{\langle (\delta M)^2 \rangle^2}, \quad (11)$$

---

<sup>1</sup> In principle, we can average up, down and strange quark condensate, or up and down. However, we choose down condensate to avoid such arbitrariness.

where  $\delta M = M - \langle M \rangle$  gives the deviation of  $M$  from its mean value on a given gauge field configuration. From different distributions of  $M$  in different phases the value of  $B_M$  can be obtained and used to distinguish phase transitions. Given that the chiral condensate is the order parameter of the phase transition <sup>2</sup>, for a first order phase transition,  $B_{\bar{\psi}\psi} = 1$  [23]; for a crossover  $B_{\bar{\psi}\psi} \simeq 3$  [23]; for a second order transition belonging to a Z(2) universality class,  $B_{\bar{\psi}\psi} \simeq 1.6$  [24].

Since our lattice is rather coarse and simulated systems are in the proximity of transitions, we also estimate the effective number of independent configurations  $N_{\text{eff}}$  given by

$$N_{\text{eff}} = \frac{\# \text{ of trajectories}}{2\tau_{\text{int}}}, \quad (12)$$

where  $\tau_{\text{int}}$  is the integrated autocorrelation time <sup>3</sup> for the chiral condensate. Obtained results of  $\tau_{\text{int}}$  are listed in Appendix A. Hereafter we will show our results of various quantities in a dimensionless way, i.e. all in units of lattice spacing  $a$ .

### III. RESULTS

In the first subsection, we discuss the observables obtained from a fixed volume  $N_\sigma = 16$  and the history of the chiral condensate at vanishing and nonzero values of  $\hat{b}$ . In the second subsection, we study the volume dependences of chiral observables and the Polyakov loop as well as their susceptibilities at  $\hat{b} = 0$  and 1.5 obtained from lattices with  $N_\sigma=8, 16, 20$  and 24. In the third subsection, we show results based on a appropriate order parameter constructed from a combination of the chiral condensate and the gluon action.

#### A. $a\sqrt{eB}$ dependence of observables obtained on $N_\sigma = 16$ lattices

We show the chiral condensate and its disconnected susceptibility for  $\hat{b} = 0, 1.5$  and 2 obtained from lattices with  $N_\sigma=16$  as a function of the inverse gauge coupling  $\beta$  in the left and right plot of Fig. 1, respectively. We recall that the temperature is an increasing function of  $\beta$ . As seen from the left plot the value of the chiral condensate is enhanced by the magnetic field in the whole temperature region. Namely only the magnetic catalysis is observed. One

<sup>2</sup> The same holds true for other order parameters.

<sup>3</sup> The autocorrelation time and its error are given in Appendix A where  $\tau_{\text{int}}$  are rounded in integer for simplicity.

can also see that the critical  $\beta$  value where the chiral condensate drops most rapidly becomes larger as the magnetic field strength increases. This indicates that the transition temperature increases as the magnetic field becomes stronger. Meanwhile as the strength of the magnetic field increases the dropping of chiral condensates becomes more rapidly. This means that the transition becomes stronger with stronger magnetic fields. These two observations are also visible in the behaviour of disconnected chiral susceptibilities as shown in the right plot of Fig. 1. I.e. the peak location of disconnected chiral susceptibility shifts to a larger value of  $\beta$  and the peak height of disconnected chiral susceptibility increases as the strength of magnetic field increases.

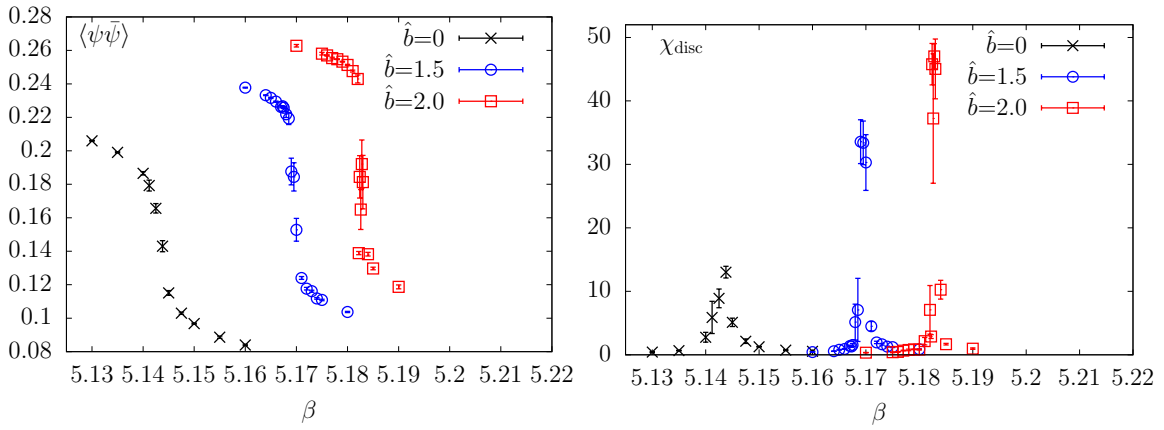


FIG. 1. The chiral condensate (left) and disconnected chiral susceptibility (right) at  $\hat{b} = 0, 1.5$  and 2 obtained on lattices with  $N_\sigma = 16$  as a function of  $\beta$ .

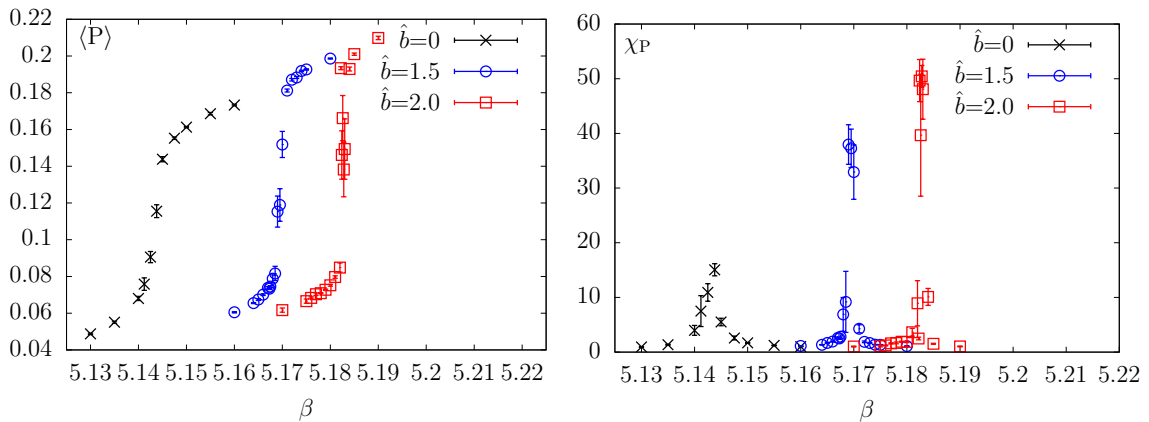


FIG. 2. Same as Fig. 1 but for the Polyakov loop and its susceptibility.



We show similar plots as Fig. 1 for the Polyakov loop and its susceptibility at  $\hat{b} = 0, 1.5$  and 2 in Fig. 2. The peak location of the Polyakov loop susceptibility as well as the inflection point of the Polyakov loop shifts to larger values of  $\beta$ , i.e. higher transition temperature with stronger magnetic field. This is similar to the observation from chiral observables. Besides that transition temperatures signalled by the Polyakov loop and its susceptibility are close to those obtained from chiral condensates and disconnected chiral susceptibility. What's more, it is interesting to see that the peak height of the Polyakov loop susceptibility also becomes higher in a stronger magnetic field, although the Polyakov loop is an order parameter for the confinement-deconfinement phase transition of a pure glue system while the chiral condensate is the order parameter of QCD transitions with vanishing quark mass. This could be due to the fact that neither of these two quantities are the true order parameter but a part of the true order parameter in  $N_f = 3$  QCD<sup>4</sup> [14, 25].

At vanishing magnetic field the transition is a crossover, and as the magnetic field strength becomes larger the QCD transition becomes stronger. In particular the jumping behavior of the chiral condensate and the Polyakov loop at  $\hat{b}=2$  is seen from left plots of Fig. 1 and Fig. 2. This might indicate a first order phase transition. We investigate the nature of the transition by further looking into the time history of chiral condensates. We show in Fig. 3 the time history of chiral condensates near the transition temperature at  $\hat{b} = 0$  (Top left),  $\hat{b} = 1.5$  (Top right) and  $\hat{b} = 2$  (Bottom left) on lattices with  $N_\sigma = 16$ . As expected that at vanishing magnetic field ( $\hat{b}=0$ ) there does not exist any metastable behavior, while in the case of  $\hat{b} = 1.5$  and 2 the metastable behavior becomes obvious. To confirm the metastable behavior seen from the volume of  $N_\sigma=16$ , we also study the case of  $\hat{b} = 1.5$  with a larger volume, i.e. on  $24^3 \times 4$  lattices. Since in the first order phase transition the tunnelling rate between two metastable states becomes smaller in the larger volume, here we rather investigate on the time history of the chiral condensate obtained from two different kinds of streams, i.e. one starting from a unit configuration (cold) and the other one starting from a random configuration (hot). If there is no first order phase transition chiral condensates obtained from the cold and hot starts will always overlap after thermalization, and if there exist a first order phase transition the two streams from cold and hot starts will stay apart and tunnel from one to the other as the two metastable states in the first order phase

---

<sup>4</sup> Note that the peak height of Polyakov loop susceptibility also increases as the system approaches the first order phase transition region with smaller values of quark masses for the case of zero magnetic field strength  $\hat{b} = 0$  [25].

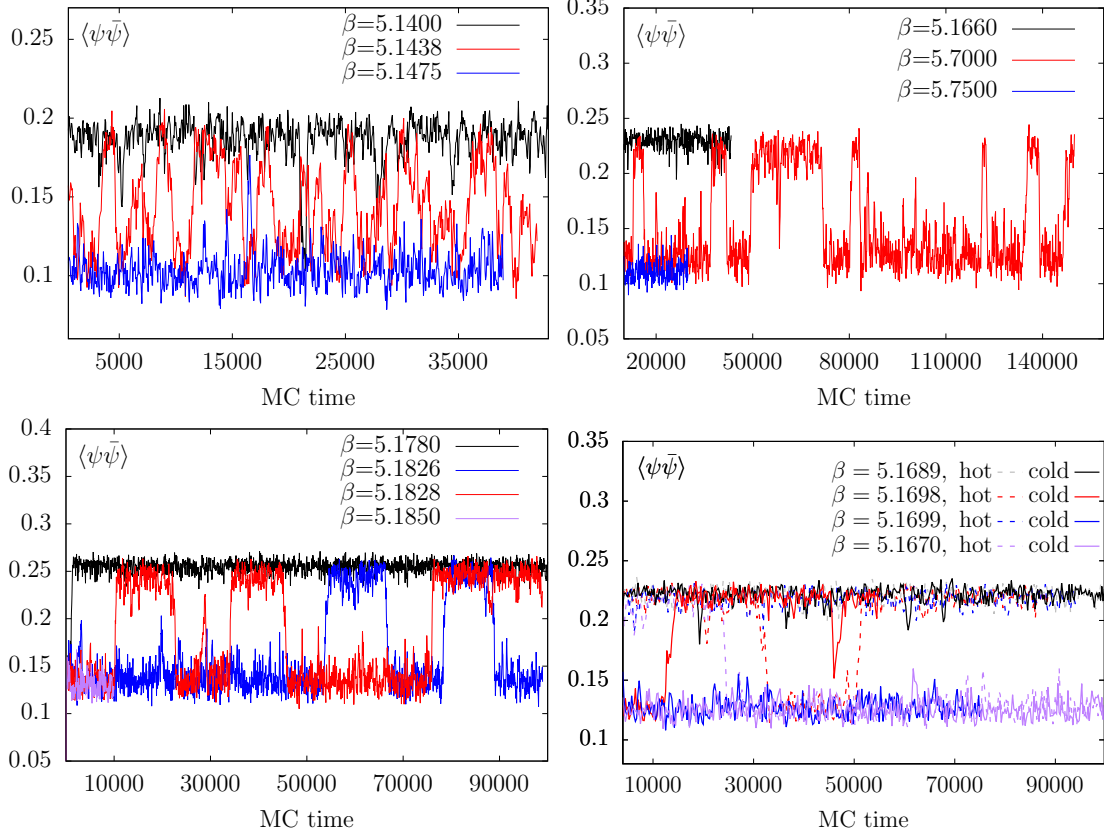


FIG. 3. Monte Carlo time history of chiral condensates. The x axes are in units of trajectories of molecular dynamics. Top left: with  $\hat{b} = 0$  and  $N_\sigma = 16$ . Top right: with  $\hat{b} = 1.5$  and  $N_\sigma = 16$ . Bottom left: with  $\hat{b} = 2$  and  $N_\sigma = 16$ . Bottom right: with  $\hat{b} = 1.5$  and  $N_\sigma = 24$ .

transition. The former is observed for the case of  $\beta = 5.1689$  while the latter is clearly seen for  $\beta = 5.1698$ .

In a short summary, above observations suggest that the transition tends to be a first order for magnetic fields of  $\hat{b} \geq 1.5$ .

### B. Volume dependences of observables with $\hat{b} = 0$ and 1.5

In this subsection, we discuss more on the volume dependence of observables at  $\hat{b} = 0$  and 1.5 to further confirm the onset of the first order phase transition at  $\hat{b} \geq 1.5$ . In Fig. 4 we show chiral condensates and their disconnected susceptibilities as a function of  $\beta$  obtained from lattices with four different spatial sizes at  $\hat{b} = 0$  (Top two plots) and  $\hat{b} = 1.5$  (Bottom two plots). At vanishing magnetic field chiral condensates obtained from  $N_\sigma = 16$ ,

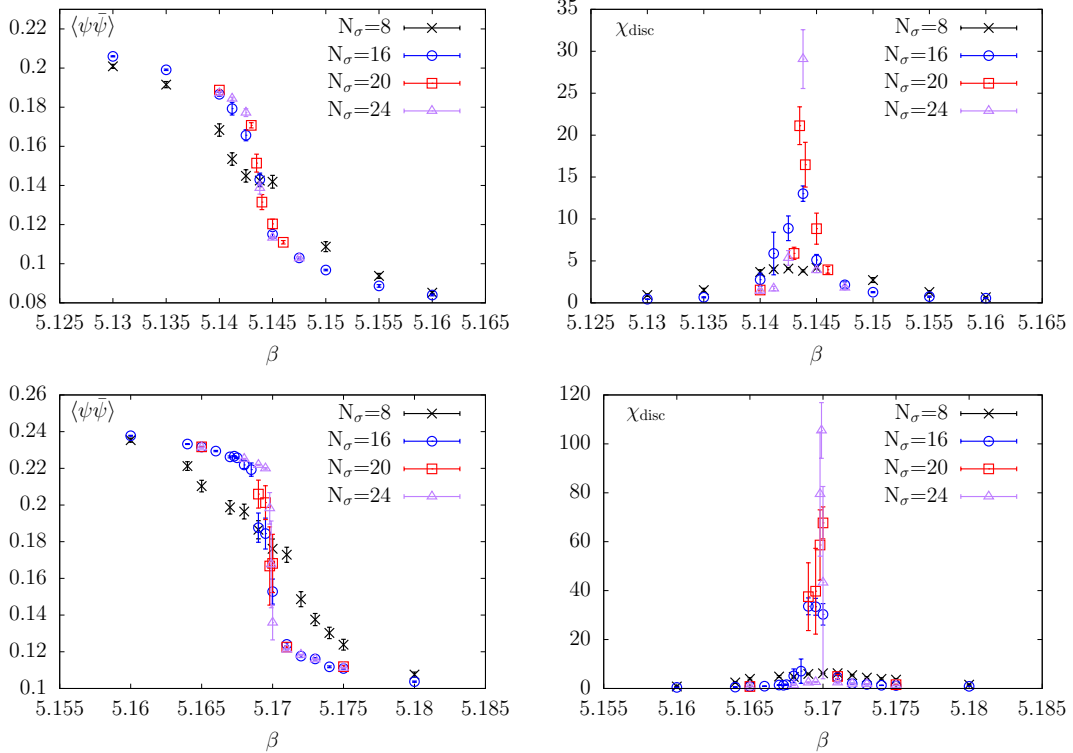


FIG. 4. Volume dependences of chiral condensates (left column) and its disconnected susceptibilities (right column) at vanishing magnetic field (top two plots) and  $\hat{b}=1.5$  (bottom two plots).

20 and 24 are consistent among each other, while large deviations are seen for the results obtained from  $N_\sigma=8$ . In the case of  $\hat{b}=1.5$  the finite size effect seems to appear at  $\beta$  smaller and close to  $\beta_c$  starting with a larger volume, i.e.  $N_\sigma=16$ . This could be due to the fact that the system with the presence of a magnetic field tends to have a stronger transition and consequently more statistics is needed to get robust results<sup>5</sup>, and that the correlation length in the system becomes longer in the proximity of the true phase transition. Nevertheless, the point where chiral condensates drops most rapidly are consistent among various volumes for both vanishing and nonzero magnetic fields. This is also reflected in the peak locations of disconnected susceptibilities shown in the right column of Fig. 4. In the case of a first order phase transition the disconnected chiral susceptibility should grow linearly in volume. It is more or less the case for disconnected susceptibilities at  $\hat{b}=1.5$  as seen from bottom right

<sup>5</sup> Although we generated two times more configurations at  $\hat{b}=1.5$ , the effective configurations, however, is two times less than that at  $\hat{b}=0$ .

plot of Fig. 4 and Table II. And as expected that in the case of vanishing magnetic field the disconnected susceptibility grows slower than linearly in volume as there exists a crossover transition.

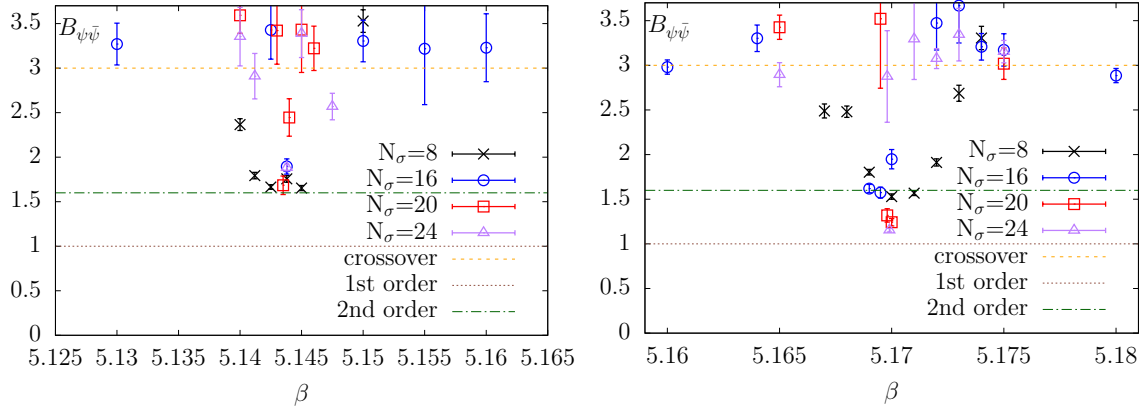


FIG. 5. Binder cumulants of chiral condensate at zero magnetic field (left) and nonzero magnetic field of  $\hat{b}=1.5$  (right).

We show Binder cumulants of chiral condensates at  $\hat{b}=0$  and 1.5 in the left and right plot of Fig. 5, respectively. One can see that at the critical  $\beta$  where  $\chi_{\text{disc}}$  peaks the Binder cumulant reaches to its minimum, which is almost independent of volume at  $\hat{b}=0$  and only starts to saturate with  $N_\sigma \geq 20$  at  $\hat{b}=1.5$ . In nonzero magnetic fields the minimum values of Binder cumulant become smaller, i.e. shifting from about 1.6 in the vanishing magnetic field to about 1. This indicates that the transition becomes stronger and tends to become a first order phase transition region at  $\hat{b}=1.5$ . This is consistent with what we found from chiral condensates and its susceptibilities.

We show similar figures as Fig. 4 and Fig. 5 for Polyakov loops in Fig. 6 and Fig. 7. The observation is similar to that from chiral observables. The volume dependences of Polyakov loops and corresponding susceptibilities are similar to those of chiral observables. Besides, the value for the Binder cumulant has the same tendency. The peak heights of susceptibilities and the minimum values of Binder cumulants for the chiral condensate and the Polyakov loop are summarized in Tab. II.

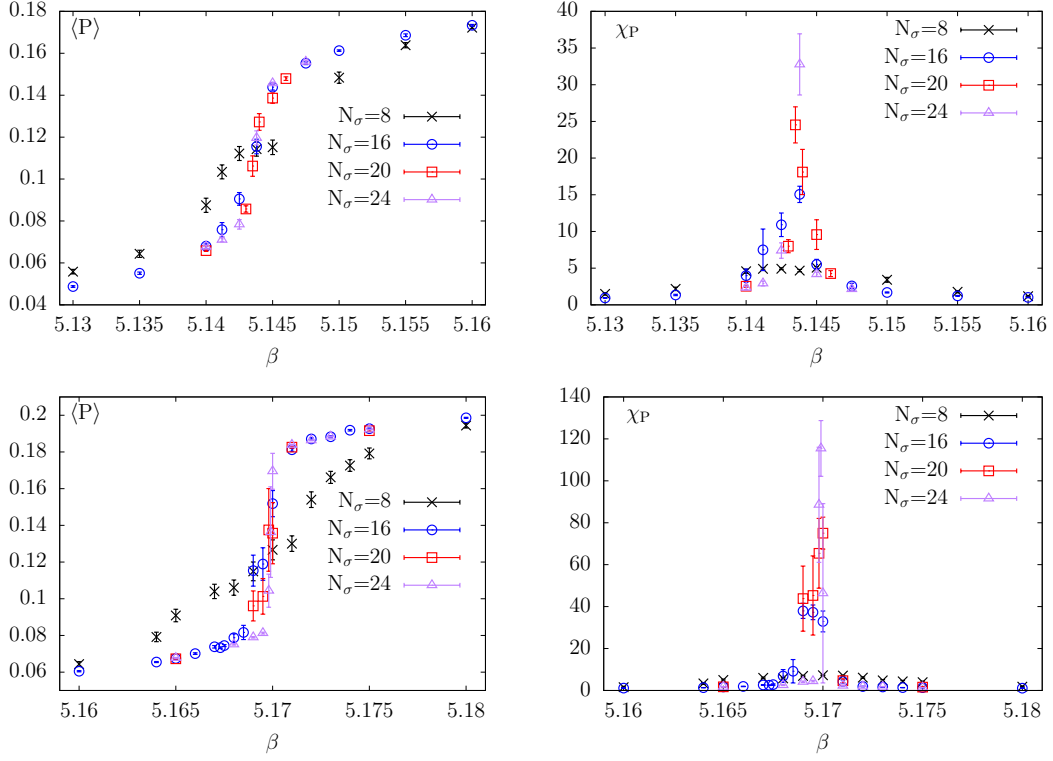


FIG. 6. Same as Fig. 4 but for the Polyakov loop and its susceptibility.

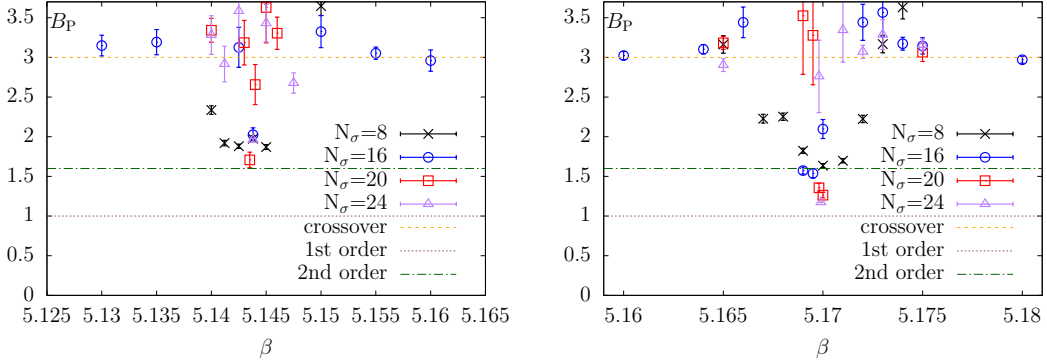


FIG. 7. Same as Fig. 5 but for the Polyakov loop.

### C. Binder cumulants and disconnected susceptibilities of the order parameter

In the vicinity of a critical point in 3-flavor QCD, the chiral condensate itself is not a true order parameter, but is part of a mixture of operators that defines the true order parameter  $M$  [14, 25]. In three flavor QCD, such an order parameter can be constructed as

$N_\sigma$	$a\sqrt{eB}$	$\beta_c$	$\chi_{\text{disc}}(\beta_c)$	$B_{\psi\bar{\psi}}(\beta_c)$	$\chi_{\text{P}}(\beta_c)$	$B_{\text{P}}(\beta_c)$
8	0	5.1450	4.1(1)	1.65(3)	5.1(1)	1.87(3)
16	0	5.1438	13.0(9)	1.90(9)	15(1)	2.03(9)
20	0	5.1435	21(2)	1.7(1)	25(2)	1.7(1)
24	0	5.1438	29(4)	1.88(4)	33(4)	1.96(2)
8	1.5	5.1710	6.2(2)	1.57(3)	7.1(2)	1.70(3)
16	1.5	5.1690	34(3)	1.62(5)	38(4)	1.57(4)
20	1.5	5.1700	68(7)	1.24(4)	75(8)	1.26(4)
24	1.5	5.1699	105(11)	1.15(2)	115(13)	1.173(3)

TABLE II. Values of disconnected chiral susceptibility  $\chi_{\text{disc}}$ , Polyakov loop susceptibility  $\chi_{\text{P}}$ , and the Binder cumulants for the chiral condensate and the Polyakov loop at  $\hat{b} = 0$  and 1.5.  $\beta_c$  is the value of  $\beta$  where  $\chi_{\text{disc}}(\beta)$  peaks.

a combination of the plaquette action and the chiral condensate as follows [14, 25]

$$M(\beta, s) = \bar{\psi}\psi(\beta) + s \frac{1}{N_\sigma^3 N_\tau} S_{\text{gauge}}(\beta), \quad (13)$$

where  $S_{\text{gauge}} = 6N_\sigma^3 N_\tau \tilde{P}$  and  $\tilde{P}$  is the plaquette. Correspondingly, its susceptibility is,

$$\chi_{\text{mixed}} = \frac{1}{16N_\sigma^3 N_\tau} [\langle (M(\beta, s))^2 \rangle - \langle M(\beta, s) \rangle^2]. \quad (14)$$

In this work, we do not intend to determine the mixing parameter  $s$  and just use the value obtained in the previous work for  $a\sqrt{eB} = 0$  in [20], i.e.  $s = -0.8$ . As will be seen next the results obtained using  $s = -0.8$  does not change from  $s = 0$  qualitatively (cf. Table II).

We show in the left panel of Fig. 8 the order parameter susceptibility  $\chi_{\text{mixed}}$  divided by the spatial volume at  $\hat{b} = 0$  and 1.5. If the phase transition is of a first order  $\chi_{\text{mixed}}$  divided by the spatial volume should be a constant in volume. It is clearly seen that at  $\hat{b}=1.5$  data points obtained from lattices with different volumes all overlap at about 0.015 which holds true also towards the infinite volume limit of  $(N_\tau/N_\sigma)^3 \rightarrow 0$ , while it is not the case for  $\hat{b} = 0$ . The Binder cumulant of the order parameter is shown in the right panel of Fig. 8. Data points for  $\hat{b} = 0$  are close the  $\mathbb{Z}_2$  line, so it seems to belong to a weak second order or crossover transition in the thermodynamic limit. On the other hand, data points for  $\hat{b} = 1.5$  approach 1 towards the infinite volume limit of  $(N_\tau/N_\sigma)^3 \rightarrow 0$ . This is again consistent with the behavior in the first-order phase transition.

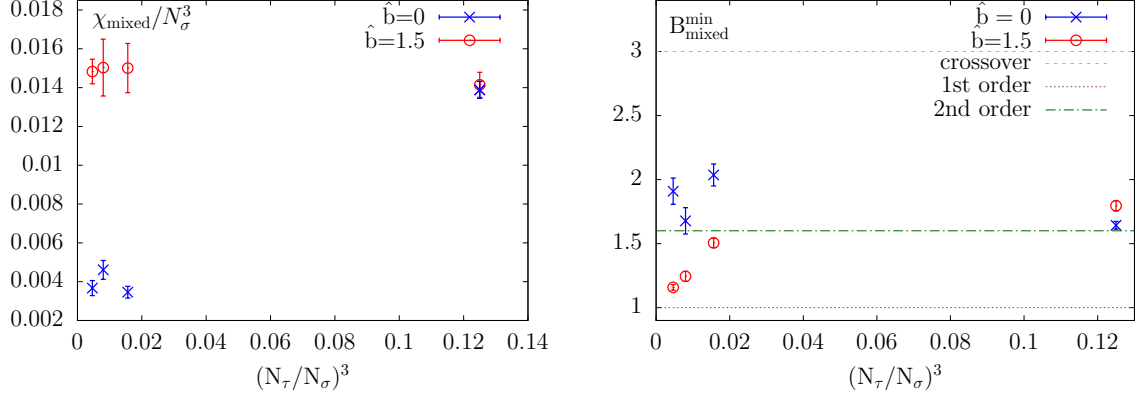


FIG. 8. Left:  $\chi_{\text{mixed}}$  divided by spatial volume (left) and Binder cumulant of  $M$  at  $\beta = \beta_c$  obtained with  $s = -0.8$  at  $\hat{b} = 0$  and 1.5 as a function of the inverse spatial volume represented by  $(N_\tau/N_\sigma)^3$ .

In summary, we conclude that the system with  $am = 0.03$  with magnetic fields  $a\sqrt{eB} \geq 1.5$  ( $eB \gtrsim 11m_\pi^2$ ) exists a first order phase transition.

#### IV. CONCLUSION

We have investigated the chiral phase structure of three flavor QCD in the magnetic field. The simulations are performed with 3-mass degenerate flavors of standard staggered quark and the Wilson plaquette gauge action on  $N_\tau = 4$  lattices. We started with simulations at a fixed quark mass of  $am = 0.03$  at vanishing magnetic field where a crossover transition is observed. After turning on the magnetic field we studied dependences of chiral observables, i.e. chiral condensates and corresponding susceptibilities as well as Polyakov loops on the magnetic field strength. We found that chiral condensates increase with the magnetic field strength, namely magnetic catalyses in the whole temperature window. And transition temperatures determined from both chiral condensates and Polyakov loops as well as their susceptibilities increase with increasing magnetic field strength. From the dropping behavior of chiral condensates and Polyakov loops near the transition temperature and the peak heights of susceptibilities we found that the strength of transition increases with increasing magnetic field strength. We thus checked the time history of the chiral condensate, and the metastable behavior of chiral condensates is observed at  $a\sqrt{eB} \geq 1.5$ . This indicates a first order phase transition occurring to systems at  $a\sqrt{eB} \geq 1.5$ . We further investigate a

more appropriate order parameter which is constructed from the chiral condensate and the plaquette gauge action. We studied the volume dependence of order parameter susceptibility and the Binder cumulant of the order parameter, and confirmed that there exists a first order phase transition at  $a\sqrt{eB} \geq 1.5$ . Based on the earlier estimate we find that  $a\sqrt{eB} \geq 1.5$  corresponds to  $eB/m_\pi^2 \gtrsim 11$  with the pion mass at zero magnetic field  $m_\pi \sim 280$  MeV.

We do not find any signs of inverse magnetic catalysis and the reduction of transition temperature as a function of the magnetic field strength, and this is consistent with the results obtained from lattice studies of  $N_f = 2$  QCD with the standard staggered quarks and larger-than-physical pions [3, 26]. Since our findings of magnetic catalysis and increasing of transition temperature with the magnetic field strength even holds in the regime occurring a first order phase transition this suggests that the discrepancy from results using the improved staggered fermions with physical pions is mainly due to the lattice cutoff effects.

It is worth recalling that in the case of lattice studies using improved staggered fermions the strength of transition also increases with increasing magnetic field strength and a first order phase transition has not yet been observed in such studies. Although we find a first order phase transition in the current study using the standard staggered fermions, we do not intend to provide a precise determination of a critical magnetic field in which the transition turns into a first/second order phase transition in the current discretization scheme. We will leave it for future studies using improved staggered fermions, such as HISQ fermions to achieve more realistic results on the chiral phase structure of  $N_f = 3$  QCD [17]. As in current studies severe critical slowing down is expected for simulations in the vicinity of phase transitions with larger volumes (see Appendix A), the autocorrelation length will probably become even longer in simulations with smaller lattice spacings or improved actions, in which the multicanonical method [27, 28] or other extended Monte Carlo method reviewed in [29] might help.

## ACKNOWLEDGEMENT

We thank Swagato Mukherjee for the early involvement of the work as well as enlightening discussions. This work was supported by the NSFC under grant no. 11535012 and no. 11775096, RIKEN Special Postdoctoral Researcher program, Deutsche Forschungsgemeinschaft project number 315477589 – TRR 211 and European Union H2020-MSCA-ITN-2018-



813942 (EuroPLEx). The numerical simulations have been performed on the GPU cluster in the Nuclear Science Computing Center at Central China Normal University (NSC<sup>3</sup>).

### Appendix A: Autocorrelation time

Here we explain the autocorrelation time to make this paper self-contained. A sequence of configurations are affected by the autocorrelation, which is evaluated by the autocorrelation function. However, the autocorrelation function itself is a statistical object, so we cannot determine it exactly. Instead we calculate the approximated autocorrelation function [30, 31] defined by,

$$\bar{\Gamma}(\tau) = \frac{1}{N_{\text{trj}} - \tau} \sum_c^{N_{\text{trj}}} (O_c - \bar{O})(O_{c+\tau} - \bar{O}), \quad (\text{A1})$$

where  $O_c = O[U^{(c)}]$  is the value of operator  $O$  for the  $c$ -th configuration  $U^{(c)}$  and  $\tau$  is the fictitious time of HMC.  $N_{\text{trj}}$  is the number of trajectories. Conventionally, the normalized autocorrelation function  $\bar{\rho}(\tau) = \bar{\Gamma}(\tau)/\bar{\Gamma}(0)$  is used.

The integrated autocorrelation time  $\tau_{\text{int}}$  approximately quantifies effects of autocorrelation. This is given by,

$$\tau_{\text{int}} = \frac{1}{2} + \sum_{\tau=1}^W \bar{\rho}(\tau). \quad (\text{A2})$$

We can regard two configurations separated by  $2\tau_{\text{int}}$  as independent. In practice, we determine a window size  $W$  as a first point  $W = \tau$ , where  $\bar{\Gamma}(\tau) < 0$  for the smallest  $\tau$ . The statistical error of integrated autocorrelation time is estimated by the Madras–Sokal formula [31, 32],

$$\langle \delta\tau_{\text{int}}^2 \rangle \simeq \frac{4W + 2}{N_{\text{trj}}} \tau_{\text{int}}^2, \quad (\text{A3})$$

and we use the square root of (A3) for an estimate of the error on the autocorrelation time,  $\sqrt{\langle \delta\tau_{\text{int}}^2 \rangle} \equiv \Delta\tau_{\text{int}}$ .

### Appendix B: Critical slowing down

The estimated autocorrelation length for the chiral condensate and the number of independent configurations are listed in Tab. IV and Tab. VI. It can be observed that the

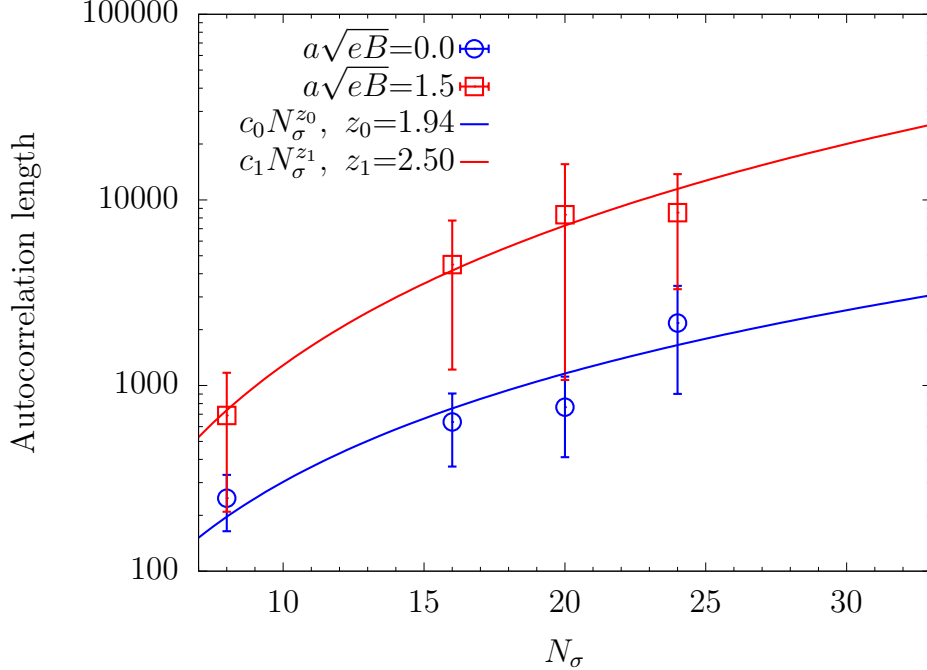


FIG. 9. The largest autocorrelation as a function of the spatial size  $N_\sigma$  at  $\hat{b} \equiv a\sqrt{eB} = 0$  and 1.5.

autocorrelation time becomes longer in the presence of a magnetic field. This is due to the fact that the system is close to the critical region as discussed in the main text.

In Fig. 9, we estimate the dynamic critical exponent of the system by using the longest autocorrelation length in each volume. A fit ansatz of  $\log \tau_{\text{int}}(N_\sigma) = z \log N_\sigma + c$  with fit parameters  $z$  and  $c$  is adopted and this fit ansatz is the same form as  $\tau_{\text{int}}(N_\sigma) \sim N_\sigma^z$ , which is the definition of the dynamic critical exponent. One can see that the system is affected by severe critical slowing down at  $\hat{b} \equiv \sqrt{a^2 eB} = 1.5$ . It is thus practically challenging to investigate the first-order phase transition by using conventional direct simulations with HMC in the thermodynamic limit.

### Appendix C: Summary of statistics

We summarize our simulation parameters and statistics in Tab. III - VI. If the statistics is sufficient the binning size for the Jackknife analysis is taken as the Bin-size  $\gtrsim 2\tau_{\text{int}}$ , otherwise the Bin-size is adjusted such that it is the divisor of number of trajectories by around 10.

In the latter case, the error might be underestimated.

$N_\sigma$	$\beta$	$N_b$	Bin-size	$\tau_{\text{int}}$	$\Delta\tau_{\text{int}}$	Traj.	$N_{\text{eff}}$
8	5.1600	08	500	78	14	48500	310
8	5.1640	08	500	159	34	50500	159
8	5.1650	08	500	200	54	50500	126
8	5.1670	08	500	275	72	50500	92
8	5.1680	08	1000	233	58	50000	107
8	5.1690	08	1000	279	72	50000	90
8	5.1700	08	1500	690	481	49500	36
8	5.1710	08	500	207	44	50500	122
8	5.1720	08	600	301	86	50400	84
8	5.1730	08	500	248	66	50500	102
8	5.1740	08	500	202	52	50500	125
8	5.1750	08	500	274	90	50500	92
8	5.1800	08	500	76	13	50500	331

TABLE III. Statistics for  $N_\sigma = 8$ . Trajectories for thermalization are already discarded. Here one trajectory denotes one time unit in the molecular dynamics.

- 
- [1] D. E. Kharzeev, K. Landsteiner, A. Schmitt, and H.-U. Yee, Lect. Notes Phys. **871**, 1 (2013), arXiv:1211.6245 [hep-ph].
- [2] V. A. Miransky and I. A. Shovkovy, Phys. Rept. **576**, 1 (2015), arXiv:1503.00732 [hep-ph].
- [3] M. D’Elia, S. Mukherjee, and F. Sanfilippo, Phys. Rev. **D82**, 051501 (2010), arXiv:1005.5365 [hep-lat].
- [4] G. S. Bali, F. Bruckmann, G. Endrodi, Z. Fodor, S. D. Katz, S. Krieg, A. Schafer, and K. K. Szabo, JHEP **02**, 044 (2012), arXiv:1111.4956 [hep-lat].
- [5] E. M. Ilgenfritz, M. Muller-Preussker, B. Petersson, and A. Schreiber, Phys. Rev. **D89**, 054512 (2014), arXiv:1310.7876 [hep-lat].

$N_\sigma$	$\beta$	$N_b$	Bin-size	$\tau_{\text{int}}$	$\Delta\tau_{\text{int}}$	Traj.	$N_{\text{eff}}$
16	5.1300	00	500	24	4	9500	201
16	5.1350	00	500	28	5	9500	172
16	5.1400	00	500	193	46	41500	107
16	5.1412	00	2000	636	270	38000	30
16	5.1425	00	1000	447	150	41000	46
16	5.1438	00	1000	396	117	40000	50
16	5.1450	00	500	190	47	40500	107
16	5.1475	00	500	97	19	37500	193
16	5.1500	00	500	42	6	38500	453
16	5.1550	00	500	25	5	7000	142
16	5.1600	00	500	22	5	7000	163

$N_\sigma$	$\beta$	$N_b$	Bin-size	$\tau_{\text{int}}$	$\Delta\tau_{\text{int}}$	Traj.	$N_{\text{eff}}$
16	5.1600	32	500	40	8	29500	373
16	5.1640	32	500	36	4	47500	659
16	5.1650	32	500	60	12	36000	298
16	5.1660	32	500	55	8	41000	375
16	5.1670	32	500	100	25	42500	212
16	5.1673	32	500	94	16	97500	518
16	5.1675	32	500	136	21	97500	358
16	5.1680	32	2000	630	169	102000	81
16	5.1685	32	4000	1600	722	96000	30

$N_\sigma$	$\beta$	$N_b$	Bin-size	$\tau_{\text{int}}$	$\Delta\tau_{\text{int}}$	Traj.	$N_{\text{eff}}$
16	5.1690	32	7000	3635	1925	140000	19
16	5.1695	32	3000	1406	635	57000	20
16	5.1700	32	8000	4481	3263	144000	16
16	5.1710	32	500	265	56	97500	184
16	5.1720	32	500	92	26	27500	150
16	5.1730	32	500	63	13	27500	219
16	5.1740	32	500	60	17	27500	230
16	5.1750	32	500	38	6	27500	360
16	5.1800	32	500	55	16	27500	249
16	5.1700	56	100	21	8	1500	36
16	5.1750	56	100	26	13	1500	29
16	5.1760	56	100	32	7	9000	140
16	5.1770	56	100	47	12	9000	96
16	5.1780	56	150	53	5	99000	939
16	5.1790	56	150	70	9	81450	580
16	5.1800	56	500	70	12	45500	325
16	5.1810	56	500	195	35	95500	245
16	5.1820	56	2500	1166	412	95000	41
16	5.1822	56	2000	142	51	42000	148
16	5.1824	56	7000	4641	3642	91000	10
16	5.1826	56	8000	3890	2340	88000	11
16	5.1828	56	9000	4820	3223	90000	9
16	5.1830	56	8000	3923	2693	72000	9
16	5.1840	56	100	865	393	49000	28
16	5.1850	56	100	59	24	8900	75
16	5.1900	56	100	23	8	1900	41

TABLE IV. Same as Table III but for  $N_\sigma = 16$ .

$N_\sigma$	$\beta$	$N_b$	Bin-size	$\tau_{\text{int}}$	$\Delta\tau_{\text{int}}$	Traj.	$N_{\text{eff}}$	$N_\sigma$	$\beta$	$N_b$	Bin-size	$\tau_{\text{int}}$	$\Delta\tau_{\text{int}}$	Traj.	$N_{\text{eff}}$
20	5.1400	00	200	106	18	50800	240	20	5.1650	50	200	68	9	95200	696
20	5.1430	00	500	237	68	29500	62	20	5.1690	50	5000	8327	7256	90000	5
20	5.1435	00	1500	764	353	30000	20	20	5.1695	50	3000	1750	1157	39000	11
20	5.1440	00	1300	682	358	29900	22	20	5.1698	50	7000	5680	6450	35000	3
20	5.1450	00	1000	537	244	30000	28	20	5.1700	50	5000	4919	4950	40000	4
20	5.1460	00	300	184	51	30600	83	20	5.1710	50	150	291	78	66750	115
								20	5.1750	50	100	39	10	7800	99

TABLE V. Same as Table III but for  $N_\sigma = 20$ .

$N_\sigma$	$\beta$	$N_b$	Bin-size	$\tau_{\text{int}}$	$\Delta\tau_{\text{int}}$	Traj.	$N_{\text{eff}}$	$N_\sigma$	$\beta$	$N_b$	Bin-size	$\tau_{\text{int}}$	$\Delta\tau_{\text{int}}$	Traj.	$N_{\text{eff}}$
24	5.1400	00	500	168	129	7500	22	24	5.1650	72	500	79	17	29500	187
24	5.1412	00	500	105	41	6500	31	24	5.1680	72	500	102	17	47500	232
24	5.1425	00	1000	537	280	46900	44	24	5.1690	72	1000	215	28	180000	419
24	5.1438	00	4000	2171	1269	78000	18	24	5.1695	72	1500	174	26	102000	293
24	5.1450	00	500	176	38	74500	211	24	5.1698	72	4000	4387	3022	76000	9
24	5.1475	00	500	82	34	6500	40	24	5.1699	72	2000	2535	2917	14600	3
								24	5.1700	72	15000	8542	5236	186000	11
								24	5.1710	72	1000	111	25	42500	191
								24	5.1720	72	500	77	11	69500	453
								24	5.1730	72	500	111	29	51500	232
								24	5.1750	72	500	50	6	48000	481

TABLE VI. Same as Table III but for  $N_\sigma = 24$ .

- [6] V. G. Bornyakov, P. V. Buividovich, N. Cundy, O. A. Kochetkov, and A. Schäfer, Phys. Rev. **D90**, 034501 (2014), arXiv:1312.5628 [hep-lat].
- [7] G. S. Bali, F. Bruckmann, G. Endrödi, S. D. Katz, and A. Schäfer, JHEP **08**, 177 (2014), arXiv:1406.0269 [hep-lat].
- [8] M. D’Elia, F. Manigrasso, F. Negro, and F. Sanfilippo, Phys. Rev. **D98**, 054509 (2018), arXiv:1808.07008 [hep-lat].

- [9] G. Endrodi, M. Giordano, S. D. Katz, T. G. Kovács, and F. Pittler, *JHEP* **07**, 007 (2019), arXiv:1904.10296 [hep-lat].
- [10] C. Bonati, M. D’Elia, M. Mariti, M. Mesiti, F. Negro, A. Rucci, and F. Sanfilippo, *Phys. Rev.* **D94**, 094007 (2016), arXiv:1607.08160 [hep-lat].
- [11] G. Endrodi, *JHEP* **07**, 173 (2015), arXiv:1504.08280 [hep-lat].
- [12] T. D. Cohen and N. Yamamoto, *Phys. Rev.* **D89**, 054029 (2014), arXiv:1310.2234 [hep-ph].
- [13] G. Endrodi, Z. Fodor, S. D. Katz, and K. K. Szabo, *Proceedings, 25th International Symposium on Lattice field theory (Lattice 2007): Regensburg, Germany, July 30-August 4, 2007*, PoS **LATTICE2007**, 182 (2007), arXiv:0710.0998 [hep-lat].
- [14] A. Bazavov, H. T. Ding, P. Hegde, F. Karsch, E. Laermann, S. Mukherjee, P. Petreczky, and C. Schmidt, *Phys. Rev.* **D95**, 074505 (2017), arXiv:1701.03548 [hep-lat].
- [15] Y. Nakamura, Y. Kuramashi, H. Ohno, and S. Takeda, in *37th International Symposium on Lattice Field Theory (Lattice 2019) Wuhan, Hubei, China, June 16-22, 2019* (2019) arXiv:1909.05441 [hep-lat].
- [16] Y. Kuramashi, Y. Nakamura, H. Ohno, and S. Takeda, *Phys. Rev.* **D101**, 054509 (2020), arXiv:2001.04398 [hep-lat].
- [17] A. Tomiya, H.-T. Ding, X.-D. Wang, Y. Zhang, S. Mukherjee, and C. Schmidt, *Proceedings, 36th International Symposium on Lattice Field Theory (Lattice 2018): East Lansing, MI, United States, July 22-28, 2018*, PoS **LATTICE2018**, 163 (2019), arXiv:1904.01276 [hep-lat].
- [18] A. Tomiya, H.-T. Ding, S. Mukherjee, C. Schmidt, and X.-D. Wang, *Proceedings, 35th International Symposium on Lattice Field Theory (Lattice 2017): Granada, Spain, June 18-24, 2017*, EPJ Web Conf. **175**, 07041 (2018), arXiv:1711.02884 [hep-lat].
- [19] M. A. Clark, *Proceedings, 24th International Symposium on Lattice Field Theory (Lattice 2006): Tucson, USA, July 23-28, 2006*, PoS **LAT2006**, 004 (2006), arXiv:hep-lat/0610048 [hep-lat].
- [20] D. Smith and C. Schmidt, *Proceedings, 29th International Symposium on Lattice field theory (Lattice 2011): Squaw Valley, Lake Tahoe, USA, July 10-16, 2011*, PoS **LATTICE2011**, 216 (2011), arXiv:1109.6729 [hep-lat].
- [21] M. Al-Hashimi and U.-J. Wiese, *Annals Phys.* **324**, 343 (2009), arXiv:0807.0630 [quant-ph].
- [22] K. Binder, *Physical Review Letters* **47**, 693 (1981).

- [23] S. Ejiri, Phys. Rev. **D77**, 014508 (2008), arXiv:0706.3549 [hep-lat].
- [24] H. W. J. Blote, E. Luijten, and J. R. Heringa, J. Phys. **A28**, 6289 (1995), arXiv:cond-mat/9509016 [cond-mat].
- [25] F. Karsch, E. Laermann, and C. Schmidt, Phys. Lett. **B520**, 41 (2001), arXiv:hep-lat/0107020 [hep-lat].
- [26] M. D'Elia and F. Negro, Physical Review D **83**, 114028 (2011).
- [27] B. A. Berg and T. Neuhaus, Phys. Rev. Lett. **68**, 9 (1992), arXiv:hep-lat/9202004 [hep-lat].
- [28] C. Bonati, M. D'Elia, G. Martinelli, F. Negro, F. Sanfilippo, and A. Todaro, JHEP **11**, 170 (2018), arXiv:1807.07954 [hep-lat].
- [29] Y. Iba, Int. J. Mod. Phys. **C12**, 623 (2001), arXiv:cond-mat/0012323 [cond-mat].
- [30] U. Wolff (ALPHA), Comput. Phys. Commun. **156**, 143 (2004), [Erratum: Comput. Phys. Commun.176,383(2007)], arXiv:hep-lat/0306017 [hep-lat].
- [31] N. Madras and A. D. Sokal, J. Statist. Phys. **50**, 109 (1988).
- [32] M. Luscher, Comput. Phys. Commun. **165**, 199 (2005), arXiv:hep-lat/0409106 [hep-lat].