

Optimization of NB QC-LDPC Block Codes and Their Performance Analysis

Irina E. Bocharova^{1,2}, Boris D. Kudryashov^{1,2}, Evgenii P. Ovsyannikov³,
Vitaly Skachek², and Tähvend Uustalu²

¹University of Information
Technologies, Mechanics and Optics
St. Petersburg, 197101, Russia

²University of Tartu, 51009, Estonia
Email: {irinaboc, boriskud}@ut.ee
{vitaly.skachek, tahvend.uustalu}@ut.ee

³State University of
Aerospace Instrumentation
St. Petersburg, 190000, Russia
Email: eovs@mail.ru

Abstract

We propose a novel approach for optimization of nonbinary (NB) quasi-cyclic (QC) LDPC codes. In this approach, first, the base parity-check matrices are constructed by a simulated annealing method, and then these matrices are labeled by the field elements, while maximizing the so-called generalized girth of the Tanner graph. Tightened random coding bounds, which are based on the average binary spectra of ensembles of “almost regular” NB LDPC codes of the finite lengths over the extensions of the binary Galois field, are derived. The FER performance of the sum-product BP decoding of “almost regular” NB QC-LDPC block codes is estimated experimentally, and is also compared to that of the optimized binary QC-LDPC block code in the 5G standard. The FER performance is also compared to the finite-length random coding bounds. It is observed that in the waterfall region, the simulated FER performance of the BP decoding is about 0.1 – 0.2 dB away from the presented finite-length bounds on the error probability of the ML decoding.

I. INTRODUCTION

Nonbinary (NB) LDPC block codes over arbitrary finite fields were introduced and analyzed in [1], where the average weight spectra for random ensembles of regular NB LDPC codes were derived. After the rediscovery of LDPC codes in the nineties, the generalized belief propagation (BP) decoding for an NB variant of LDPC codes was presented in [2]. In that paper, it was demonstrated for the first time that the binary images of the NB LDPC codes over the extensions of the binary Galois field can significantly outperform the binary LDPC codes of the same rate and length. Moreover, it was shown therein that the increase in the code alphabet size yields an improvement in the code performance at the cost of larger decoding complexity. Starting with [2], the term “*NB LDPC codes*” is often used for the binary images of the NB LDPC codes over the extensions of the binary field. In the sequel, we use the terms “binary images of NB LDPC codes” and “NB LDPC codes” interchangeably.

In the prior literature, a lot of attention has been paid to NB LDPC codes with two nonzero elements in each column of their parity-check matrices. Such codes were studied in [3], [4]. An experimental comparison of binary and NB LDPC codes, including NB LDPC codes given by the parity-check matrices with more than two nonzero elements in their columns, was performed in [5]. In those papers, the Galois extension fields $\text{GF}(2^m)$ with $2 \leq m \leq 10$ were considered. It was confirmed that the NB LDPC codes of short and moderate lengths outperform their binary counterparts with the same parameters. It was also noticed that the increase in the value of m leads, not always monotonically, to improved performance of iterative decoding. This non-monotonicity was observed also in [6], [7], where decoding thresholds for ensembles of random NB LDPC codes were studied.

The irregular NB LDPC codes, in general, outperform their regular counterparts, similarly to the binary case. Nevertheless, if m is large enough, say $6 \leq m \leq 8$, then, typically, the NB LDPC codes with two nonzero elements in each column provide for better error performance to date. However, if $m \leq 4$, then the NB LDPC codes with a larger number of nonzero elements in each column are preferable. For example, in [2], it was shown that for $m = 4$, the best results are obtained when the average column weight is 2.4. Moreover, for smaller field sizes, the larger column weights provide for better performance. In [8], the degree distribution of long NB LDPC codes was optimized for NB LDPC codes over $\text{GF}(3)$ and $\text{GF}(4)$. In the same paper, the BP decoding thresholds for the rate $1/2$ NB LDPC codes over $\text{GF}(2^m)$, $2 \leq m \leq 6$, were obtained. The authors conclude that if the column weight is larger than 3, the thresholds for the small field sizes are better than for the large counterparts, while for the column weight smaller than 2.5, the performance improves with the increase in m .

Optimization of practical NB LDPC codes and simplification of their decoding algorithms were extensively studied in the literature (see, for example, [9], [10], [11] and the references therein). Popular families of codes in this context are QC and photograph-based NB LDPC codes. However, the prior research mainly focused on the NB LDPC codes with two nonzero elements in each column with $m \geq 6$.

In the current paper, we propose a novel approach for optimization of NB QC LDPC block codes over $\text{GF}(2^m)$ for $m \leq 6$. In this approach, the simulated annealing technique (see [12] and the references therein) is applied to optimization of the code base matrix. Then, the optimization of the degree matrix is performed by the algorithm in [11]. Finally, the labeling of the resulting degree matrix by the elements of the field $\text{GF}(2^m)$ in a way that maximizes the *generalized girth* of the corresponding Tanner graph is carried out. This last step is equivalent to satisfying the full-rank condition in [13].

The FER performance of the generalized BP decoding of the NB QC LDPC codes, which are constructed in this work, is compared to the Shannon lower bound [14] and the Poltyrev upper tangential sphere (TS) bound [15] on the error probability of the maximum-likelihood (ML) decoding. The upper bound in [15] requires knowledge of

the weight spectrum of the code. One of the approaches to exploitation of this bound is based on the average code weight spectra for code ensembles. For the ensembles of binary regular LDPC codes and LDPC codes over arbitrary nonbinary fields, the average weight spectra were derived in [1]. A detailed analysis of the asymptotic weight spectrum of the ensemble of the NB protograph-based LDPC codes, as well as of the NB protograph-based LDPC codes over extensions of the binary field can be found in [16]. Ensembles of irregular NB LDPC codes over extensions of the binary field were analyzed in [7]. Estimates on the thresholds of the ML decoding over an AWGN channel for ensembles of the NB LDPC codes over the extension of the binary field were also presented in [16]. Finite length upper bounds on the error probability of the ML decoding over the AWGN channel obtained by using precise average weight enumerators for both binary random regular LDPC codes and for random regular NB LDPC codes over $\text{GF}(2^m)$ along with the asymptotic ML decoding thresholds were derived in [17].

In the current paper, by using technique in [18] for computing precise average spectra for ensembles of LDPC codes, we derive a tighter bound on the error probability of the ML decoding for the ensemble of “almost regular” NB LDPC codes over $\text{GF}(2^m)$. This bound allows for the analysis of the random codes with degree distributions which mimics the degree distribution of the practical NB LDPC codes designed using the simulated annealing technique.

The main contributions of the paper are as follows:

- A new random ensemble of almost regular NB LDPC codes is introduced and analyzed;
- Finite length random coding bounds for ensembles of almost regular NB LDPC codes are derived;
- Simulated annealing based approach for finding good base matrices of the NB LDPC codes is suggested.

This paper is organized as follows. In Section II, the necessary definitions and background are given. We describe the proposed optimization technique in Section III. In Section IV, we describe a new ensemble of “almost regular” NB LDPC codes over extensions of the binary field. In the same section, we derive a formula for the average binary weight spectrum of the proposed ensemble. The simulation results and their comparison with the tightened bounds are performed in Section V. The paper is concluded by a short discussion. For completeness, known bounds on the error probability of the ML decoding are presented in the Appendix.

II. PRELIMINARIES

A rate $R = b/c$ NB QC-LDPC code over the extension field $\text{GF}(q)$, $q = 2^m$, $m \geq 2$, is defined by its polynomial parity-check matrix of size $(c - b) \times c$

$$H(D) = \{h_{ij}(D)\},$$

where $h_{ij}(D)$ are polynomials of the formal variable D with the coefficients in $\text{GF}(q)$. In the sequel, $h_{ij}(D)$ are either zeros or monomials, and

$$H(D) = \{\alpha_{ij}D^{w_{ij}}\}, w_{ij} \in \{0, 1, \dots, \nu\}, \alpha_{ij} \in \text{GF}(2^m), i = 1, \dots, c - b, j = 1, \dots, c,$$

where ν denotes the maximal degree of a monomial. The corresponding q -ary parity-check matrix of the $[Lc, Lb]$ NB QC-LDPC block code is obtained by replacing $D^{w_{ij}}$ by the w_{ij} -th power of a circulant permutation matrix of order L . The parameter L is called the *lifting factor*. The parity-check matrix in the binary form is obtained by replacing the non-zero elements of the q -ary parity-check matrix by the binary $m \times m$ matrices, which are the companion matrices of the corresponding field elements [19].

Let $\alpha_i = (\alpha_{i1}, \alpha_{i2}, \dots, \alpha_{iw_i})$ be a vector consisting of nonzero elements of the i -th row of $H(D)$, and let w_i be the number of nonzero elements of that row. After replacing these nonzero elements by their binary $m \times m$ companion matrices, we obtain an $m \times mw_i$ parity-check matrix of a linear code which we call the i -th *constituent* code of the NB LDPC code.

To facilitate the low encoding complexity, we consider the parity-check matrices having the form (see, for example, [11]):

$$H(D) = (H_{\text{inf}}(D) \quad \mathbf{h}_0(D) \quad H_{\text{bd}}(D)), \quad (1)$$

where $H_{\text{bd}}(D)$ is a bidiagonal matrix of size $(c - b) \times (c - b - 1)$, $\mathbf{h}_0(D)$ is a column with two nonzero elements, and $H_{\text{inf}}(D)$ is an arbitrary monomial submatrix of the proper size. The submatrix $H_{\text{inf}}(D)$ corresponds to the information part of a codeword. A binary matrix $B = \{b_{ij}\}$ of the same size as $H(D)$ is called the *base* matrix of $H(D)$ if $b_{ij} = 1 \iff h_{ij}(D) \neq 0$.

In the process of searching for the optimized parity-check matrices, we represent $H(D)$ by the following two matrices: the degree matrix $H_w = \{w_{ij}\}$ and the matrix of the field coefficients $H_c = \{\alpha_{ij}\}$, which are obtained by labeling the nonzero elements of B by the monomial degrees and by the nonzero field elements, respectively. In H_w and H_c we write “-1” in the positions corresponding to the zero elements of B .

If the matrices B and $H(D)$ have J nonzero elements in each column and K nonzero elements in each row, we call them (J, K) -*regular* LDPC codes, otherwise the codes are called *irregular*. In the sequel, we focus on the NB QC-LDPC codes with the columns of weight two and three in their matrix B . We call such codes *almost regular*.

In order to construct the NB QC-LDPC codes, we begin by finding good matrices B , H_w , H_c . First, we optimize the the base matrix B . In the next section, we explain the proposed approach to optimization of the base matrices with a given degree distribution by using the simulated annealing technique.

Next, we present some notions from the field of graph theory. A (simple) graph \mathcal{G} is determined by a set of *vertices* $\mathcal{V} = \{v_i\}$ and a set of *edges* $\mathcal{E} = \{e_i\}$, where each edge is a set with exactly two vertices (we say that the edge *connects* those two vertices). The *degree of a vertex* denotes the number of edges that are connected to it.

If all vertices have the same degree l , the *degree of the graph* is l , or, in other words, the graph is *l-regular*.

Consider the set of vertices \mathcal{V} of a graph partitioned into t disjoint subsets \mathcal{V}_k , $k = 0, 1, \dots, t-1$, where $\mathcal{V} = \cup_{k=0}^{t-1} \mathcal{V}_k$. Such a graph is said to be *t-partite* if no edge connects two vertices from the same set \mathcal{V}_k , $k = 0, 1, \dots, t-1$.

A *walk* of length N in a graph is an alternating sequence of $N+1$ vertices v_i , $i = 1, 2, \dots, N+1$, and N edges e_i , $i = 1, 2, \dots, N$, with $e_i \neq e_{i+1}$. If $v_1 = v_{N+1}$ then the walk is a *cycle*. A cycle is called *simple* if all its vertices and edges are distinct, except for the first and last vertex, which coincide. The length of the shortest simple cycle is called the *girth* of the graph.

A parity-check matrix H of a rate $R = k/n$ LDPC block code can be interpreted as the *biadjacency matrix* [20] of a bipartite graph, the so-called *Tanner graph* [21], having two disjoint subsets \mathcal{V}_0 and \mathcal{V}_1 containing n and $n-k$ vertices, respectively. The n vertices in \mathcal{V}_0 are called the *symbol or variable nodes*, while the $n-k$ vertices in \mathcal{V}_1 are called the *constraint or check nodes*. If the underlying LDPC block code is (J, K) -regular, the symbol and constraint nodes have degrees J and K , respectively.

A parity-check matrix H , whose columns have weight two, can itself be considered the incidence matrix of a graph. In this graph, the vertices correspond to the rows of H and the edges correspond to its columns. The corresponding Tanner graph consists of the vertices of two types corresponding to the rows and columns of H , and its edges correspond to the nonzero elements. Consequently, the girth of the Tanner graph is two times larger than the girth of the graph with H being its incidence matrix.

A *hypergraph* is a generalization of a graph in which the *hyperedges* are the sets of vertices of arbitrary sizes larger than or equal to two. A parity-check matrix H of a rate $R = k/n$ LDPC block code can be interpreted as the incidence matrix of a hypergraph. A hypergraph is called *s-uniform* if every hyperedge connects (contains) s vertices. The *degree of a vertex* in a hypergraph is the number of hyperedges that are connected to it. If all the vertices have the same degree then it is the *degree of the hypergraph*. The hypergraph is *l-regular* if every vertex has the same degree l .

Let the set \mathcal{V} of vertices of an s -uniform hypergraph be partitioned into t disjoint subsets \mathcal{V}_j , $j = 1, 2, \dots, t$, where $\mathcal{V} = \cup_{k=0}^{t-1} \mathcal{V}_k$. A hypergraph is said to be *t-partite* if no edge contains two vertices from the same set \mathcal{V}_j , $j = 1, 2, \dots, t$.

III. SIMULATED ANNEALING TECHNIQUE FOR CONSTRUCTING BASE MATRICES WITH COLUMN WEIGHT TWO AND THREE

When constructing the NB LDPC codes over relatively small fields $\text{GF}(2^m)$, $m < 6$, both the density evolution analysis and the simulations show that the average column weight of the base matrix should be close to the interval [2.2, 2.4]. This motivates the choice for the structure of the base matrix in this work. In this work, we consider the base matrices with columns of weight two and three, which additionally have the aforementioned bi-diagonal structure.

The base matrices with the column weight two can be viewed as incidence matrices of graphs. Their rows correspond to vertices, and the columns correspond to the edges of these graphs. For the base matrices with the column weight larger than two, the columns can be interpreted as hyperedges. Such base matrices represent incidence matrices of hypergraphs (see, [11], [22]).

The problem of constructing graphs with a given girth is well-studied in the graph theory. Its counterpart for constructing hypergraphs is much more involved, and it is studied to a lesser degree. The idea behind the proposed approach is as follows. We first construct a graph whose incidence matrix determines a higher rate base LDPC code. Then, by “gluing” the edges of the graph, we construct a hypergraph whose incidence matrix determines a base LDPC code with the required parameters. When searching for the graph, we aim at maximizing the girth of the corresponding Tanner graph. During this process, we aim at finding a base LDPC code with Tanner graph having the same girth as the girth of the initial graph.

Next, we discuss how the hypergraph can be obtained from a given graph. Then, we explain the specifics of the simulated annealing technique, and apply it to the both steps: searching for optimized graphs and searching for the optimal “gluing”.

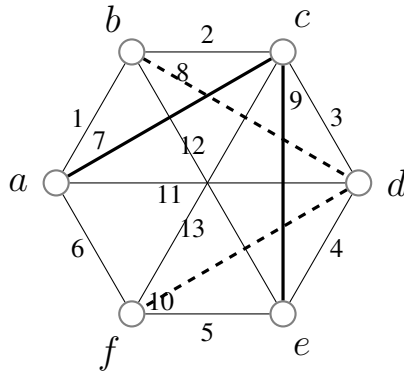
A. Constructing hypergraphs from graphs

The last $(c - b)$ columns of the base matrix $B = H(D)|_{D=1}$ in the form (1) correspond to a cycle passing through all nodes of the corresponding graph (or hypergraph) exactly once. Such a cycle is called *Hamiltonian cycle*. In the sequel, we search for good graphs and hypergraphs with Hamiltonian cycle.

When searching for the base hypergraphs, as a search criteria, we employ the girth of the corresponding Tanner graph and approximate cycle extrinsic message degree (ACE) [23]. We note that the exhaustive search for hypergraphs with good parameters is computationally infeasible. In order to reduce the search space, we split the process into two steps.

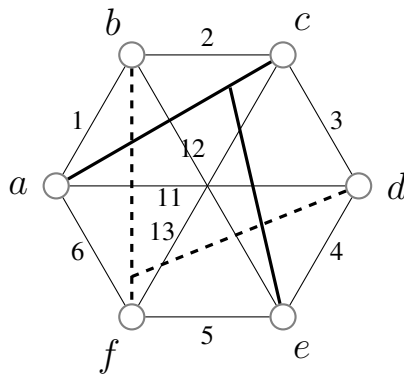
To find a hypergraph with n_c check nodes and n_v variable nodes, we first construct a graph with n_c vertices and $n_v + 2c_3$ edges with good parameters, where c_3 is the number of hyperedges containing three vertices. Next, we obtain c_3 hyperedges by converting c_3 pairs of edges with a joint check node into hyperedges. This method is illustrated in Figs 1, 2. In Fig. 1 the graph with the girth equal to 3 is shown. Its incidence matrix represents a base matrix whose Tanner graph has girth 6. One hyperedge can be obtained from edges 7 and 9 (shown by bold lines), another hyperedge can be obtained from edges 8 and 10 (shown by dashed lines). The corresponding elements of the parity-check matrix are marked by circles and squares, respectively.

In Fig. 2, we show a hypergraph with two hyperedges and the corresponding base matrix with two columns of weight 3. It is easy to verify that the girth of the Tanner graph of the resulting base matrix is equal to 6, therefore the girth of the initial graph is preserved (which cannot be guaranteed in the general case).



$$H = \left(\begin{array}{cccccccccccccc|c} 1 & 2 & 3 & 4 & 5 & 6 & 7 & 8 & 9 & 10 & 11 & 12 & 13 & & a \\ 1 & & & & & 1 & \textcircled{1} & & & & & 1 & & & b \\ 1 & 1 & & & & & & \boxed{1} & & & & & 1 & & c \\ & 1 & 1 & & & & \textcircled{1} & & \textcircled{1} & & & & & 1 & d \\ & & 1 & 1 & & & & \boxed{1} & & \boxed{1} & 1 & & & & e \\ & & & 1 & 1 & & & & \textcircled{1} & & & 1 & & & f \\ & & & & 1 & 1 & & & & \boxed{1} & & & 1 & & \end{array} \right)$$

Fig. 1: Constructing hypergraph from graph.



$$H = \left(\begin{array}{cccccccccccccc|c} 1 & 2 & 3 & 4 & 5 & 6 & (7,9) & (8,10) & 11 & 12 & 13 & & & & a \\ 1 & & & & & 1 & \textcircled{1} & & & 1 & & & & & b \\ 1 & 1 & & & & & & \boxed{1} & & & 1 & & & & c \\ & 1 & 1 & & & & \textcircled{1} & & & & & 1 & & & d \\ & & 1 & 1 & & & & \boxed{1} & 1 & & & & & & e \\ & & & 1 & 1 & & \textcircled{1} & & & 1 & & & & & f \\ & & & & 1 & 1 & & \boxed{1} & & & & 1 & & & \end{array} \right)$$

Fig. 2: Constructing hypergraph from graph.

We apply simulating annealing to construct base matrices of size $r_b \times (c_2 + c_3)$ such that all of the following conditions hold:

- there are c_2 columns with Hamming weight two;
- there are c_3 columns with Hamming weight three;
- the girth of the corresponding Tanner graph is maximized;
- for matrices with equal girth, the number of shortest cycles is minimized.

Equivalently, the goal is to construct a hypergraph with r_b vertices and $c_2 + c_3$ hyperedges such that all of the following conditions hold:

- there are c_2 hyperedges connecting two vertices;
- there are c_3 hyperedges connecting three vertices;
- the girth of the Tanner graph corresponding to that hypergraph is maximized;
- among hypergraphs with equal girth of their Tanner graphs, the number of shortest cycles is minimized;
- there exists a Hamiltonian cycle, composed of only hyperedges connecting two vertices.

Consider any pair of incident edges $\{u, v\}$ and $\{v, w\}$ in a graph. We replace these two edges by a hyperedge $\{u, v, w\}$ as in Fig. 3. We call this operation *merging* of the two edges.

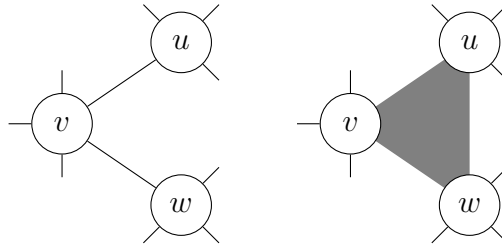


Fig. 3: Merging two edges $\{u, v\}$ and $\{v, w\}$ to form a hyperedge $\{u, v, w\}$.

Simulated annealing is an optimization technique which allows to escape local extrema. At each iteration of the optimization algorithm, the current solution and a new solution are compared by using an objective function. Improved solutions are always chosen, while a fraction of non-improved solutions are chosen with a probability depending on the so-called *temperature parameter*. The non-improved solutions are probabilistically chosen in order to escape possible local extrema in the search for the global extremum.

The temperature parameter is typically non-increasing with the iterations. The terms “energy (objective) function”, “temperature profile”, etc., stem from the fact that this algorithm mimics a process of bringing metal to a very high temperature until “melting” of its structure, and then cooling it according to a very particular temperature decreasing scheme in order to reach a solid state of the minimum energy. For the detailed overview of the algorithm see [12] and the references therein.

Choose: An energy function $E(\cdot)$, a randomized perturbation function $p(\cdot)$, a number of iterations I_{\max} , and a “temperature profile” $t = (t_1, t_2, \dots, t_{I_{\max}})$.

Initialization: choose a random point v_0 in a space V

for $I = 1$ to I_{\max} **do**

Compute $v'_I = p(v_I)$

if $E(v'_I) \leq E(v_I)$ **then**

set $v_{I+1} = v'_I$

else

set $v_{I+1} = v'_I$ with probability $\text{Pr} = \exp \frac{E(v'_I) - E(v_I)}{t_I}$

end if

end for

Fig. 4: Simulated annealing algorithm

A generic description of simulated annealing is presented in a form of pseudo-code in Fig. 4. This algorithm finds applications in different areas, including search for good LDPC codes. In particular, in [24] and [25], the simulated annealing technique is used for labeling of the base matrices of the QC-LDPC codes. In [26], the simulated annealing is used for decoding of LDPC codes with dynamic schedule.

We construct the hypergraph in two steps, as follows:

- Step 1.** Build a graph with r_b vertices and $c_2 + 2c_3$ edges, containing a fixed Hamiltonian cycle;
- Step 2.** Pick c_3 pairwise disjoint pairs of incident edges, none of them belonging to the Hamiltonian cycle, and merge them pairwise together.

Both steps are done using simulated annealing.

Next, we describe the parameters V , $E(\cdot)$, $p(\cdot)$ and t , that is, the search space, energy function, perturbation function and temperature profile, in the context of the both steps of the algorithms. For a (hyper) graph G and a natural number g , define $N_{G,g}$ to be the number of cycles of length g in the corresponding Tanner graph. For a graph G and a natural number g , define $m_{G,g}$ as follows:

- Consider all pairs of incident edges $\{u, v\}$ and $\{v, w\}$ in G .
- For each such pair, find the shortest walk between u and w that does not visit v , i.e. find the shortest cycle through $\{u, v, w\}$ that contains the edges $\{u, v\}$ and $\{v, w\}$.
- Define $m_{G,g}$ to be the number of such pairs $(\{u, v\}, \{v, w\})$ for which the length of the shortest cycle in the Tanner graph obtained after merging edges is g .

Then, the simulated annealing parameters for Step 1 are:

- The search space V is a set of all graphs with a given number of vertices and edges, containing the fixed Hamiltonian cycle.
- The energy function

$$E(G) = \sum_g (N_{G,g} + \gamma m_{G,g}) x^{2(g-2)}, \quad (2)$$

where $0 < x < 1$, x is small. The constant γ is picked experimentally. If the graph G is “illegal”, i.e. contains self-loops or parallel edges, then $E(G) = \infty$.

- The perturbation function $p(G)$ maps a graph to a graph: pick a random non-cycle edge $\{u, v\}$; delete $\{u, v\}$. With probability $1/2$ swap u and v . Pick a random vertex w such that $\{u, w\}$ is not in the graph, and add $\{u, w\}$ to the graph.
- The temperature profile: $t_I = t_0 \cdot t_{\text{step}}^I$, $I = 1, 2, \dots, I_{\text{max}}$, where

$$t_{\text{step}} = \left(\frac{t_{I_{\text{max}}}}{t_0} \right)^{\frac{1}{I_{\text{max}}}}.$$

The constants t_0 and $t_{I_{\text{max}}}$ are picked experimentally.

The parameters for Step 2 are:

- The search space V : space of all possible sets S of pairwise-disjoint pairs to merge;
- The energy function

$$E(S) = \sum_g N_{G,g} x^{2(g-2)}, \quad (3)$$

where $0 < x < 1$, x is small. Here G is the hypergraph obtained by merging the pairs of edges in S . If S contains some edges in multiple pairs or is otherwise “illegal”, then $E(S) = \infty$ instead.

- The perturbation function $p(S)$ maps the set S to the set of c_3 pairs of edges to be merged: pick a random element of S and delete it. Pick a random vertex u and two neighbors v and w . If neither $\{u, v\}$ nor $\{u, w\}$ are cycle edges, add the pair $(\{u, v\}, \{u, w\})$ to S ; otherwise repeat this step.
- The temperature profile: $t_I = t_0 \cdot t_{\text{step}}^I$, $I = 1, 2, \dots, I_{\text{max}}$ where

$$t_{\text{step}} = \left(\frac{t_{I_{\text{max}}}}{t_0} \right)^{\frac{1}{I_{\text{max}}}}.$$

The constants t_0 and $t_{I_{\text{max}}}$ are picked experimentally.

All the randomly chosen parameters use the uniform distribution in the corresponding ranges. The other parameters in our experiments are chosen as follows: $I_{\text{max}} = 10^6$, $x = 0.1$, and $\gamma = 20$. The values of the parameters t_0 and $t_{I_{\text{max}}}$ for the two optimization steps are presented in Table I.

Finally, we explain the technique for fast computation of the the energy function. Since we use a large number of iterations in the simulated annealing, it is important to calculate the energy functions efficiently. For that reason, in the energy functions (2) and (3), the values $N_{G,g}$ are approximated by using the dynamic programming, as it is explained below. In the following, we consider the four-tuples (ℓ, u, e, v) , where ℓ is a positive integer, u is a vertex, e is a (hyper-) edge and v is a vertex contained in e . Denote by $\text{dp}(\ell, u, e, v)$ the number of walks in the graph G with the following properties:

- the length of the walk is ℓ ;

c_3	Step 1		Step 2	
	t_0	$t_{I_{\max}}$	t_0	$t_{I_{\max}}$
20	1.603	10^{-7}	10	10^{-7}
15	1.375	10^{-7}	10	10^{-7}
10	1.298	10^{-7}	10	10^{-7}
0	0.862	10^{-7}	—	—

TABLE I: Example set of parameters of simulated annealing for matrices of size 26×52

- the first vertex is u ;
- the last (hyper-)edge is e ;
- the last vertex is v ;
- the walk never visits any (hyper-)edge twice in a row.

Clearly, if $\ell > 1$, then

$$\text{dp}(\ell, u, e, v) = \sum_{w \in f, w \in e : f \neq e, w \neq v} \text{dp}(\ell - 1, u, f, w). \quad (4)$$

Here, the sum is taken over all w , $w \neq v$, that are contained in e , and all f , $f \neq e$, that are incident with w . We have

$$\text{dp}(1, u, e, v) = \begin{cases} 1, & \text{if } u, v \in e \text{ and } u \neq v; \\ 0 & \text{in all other cases.} \end{cases} \quad (5)$$

By using equations (4) and (5), we compute $\text{dp}(\ell, u, e, v)$ for all four-tuples (ℓ, u, e, v) . Then,

$$N_{G,g} \triangleq \sum_{u,e} \text{dp}(g, u, e, u).$$

This way, the precise number of the shortest cycles is computed. For the larger values of g , additionally, the algorithm counts closed walks that are not simple cycles. Moreover, the number of cycles of length g is multiplied by $2g$, because each cycle of length g has g possible starting points and 2 possible traversal directions.

These inaccuracies do not negatively affect the solutions found by the simulated annealing, as the energy function is still mostly “monotone”: better solutions have lower energy functions, and the number of the shortest cycles (which is exact) always dominates the energy function.

B. Constructing the degree matrix and matrix of coefficients

Optimization of the monomial parity-check matrix $H(D) = \{\alpha_{ij} D^{w_{ij}}\}$, $i = 1, \dots, c - b$, $j = 1, \dots, c$, contains optimization of the base matrix B , the degree matrix $H_w = \{w_{ij}\}$, and the matrix of coefficients $H_c = \{\alpha_{ij}\}$.

The matrix B is selected by the simulated annealing. Optimization of the degree matrix is performed by using the same techniques, which are used for constructing binary QC LDPC codes, for example, by using the algorithm suggested in [11].

In order to construct the matrix of the coefficients H_c , we use the following approach. Consider a binary image of a (J, K) -regular $[Lc, Lb]$ NB QC LDPC code over $\text{GF}(2^m)$, $m = 4$. It is easy to see that the constituent $[Km, (K - 1)m]$ codes are high-rate codes, which cannot have the minimum distance larger than two. We search for the constituent codes with the minimal number of weight-two codewords and store a set of such codes. By assuming that we have a collection of such codes, we try to select them in such a way that the overall code performance is optimized.

As a search criterion we use a combinatorial characteristic of NB LDPC codes. We call it a *generalized girth*. We explain this notion by the following example.

Consider a cycle of length six in the code Tanner graph. The corresponding fragment of the degree matrix can be reduced to the form

$$\begin{pmatrix} D^{w_1} & D^{w_2} & 0 \\ D^{w_3} & 0 & D^{w_4} \\ 0 & D^{w_5} & D^{w_6} \end{pmatrix}.$$

This matrix determines a cycle if and only if

$$w_1 + w_4 + w_5 - w_2 - w_3 - w_6 = 0 \pmod{L}, \quad (6)$$

where L is a lifting degree of the QC code. Assume that this condition is fulfilled. By using a corresponding fragment, we obtain the corresponding fragment of the polynomial matrix $H(D)$ labeled by the field elements α_i

$$\begin{pmatrix} \alpha_1 D^{w_1} & \alpha_2 D^{w_2} & 0 \\ \alpha_3 D^{w_3} & 0 & \alpha_4 D^{w_4} \\ 0 & \alpha_5 D^{w_5} & \alpha_6 D^{w_6} \end{pmatrix}. \quad (7)$$

When assuming that all α_i are nonzero under the condition (6), the submatrix (7) is degenerate if and only if

$$\alpha_1 \alpha_4 \alpha_5 = \alpha_2 \alpha_3 \alpha_6, \quad (8)$$

where the operations are performed in $\text{GF}(2^m)$. Notice that if (8) is rewritten via degrees of the primitive element of the field, then this condition coincide with (6) up to the notations. Observe also that condition (8) is equivalent to the full-rank condition in [13]. Now we can formally define the *generalized girth*.

Let H_w and H_c be the matrices defining the NB QC LDPC code. Consider two Tanner graphs, corresponding to two binary QC codes, one code is defined by H_w and the lifting degree L , while the second code is defined by the same base matrix labeled by the degrees of the entries of H_c and having lifting degree $q = 2^m$. A sequence of edges is called a nonbinary cycle (generalized cycle) if it is a cycle in the both Tanner graphs. The length of a shortest nonbinary cycle is called a *generalized girth* of the NB LDPC code.

When searching for the matrix of the coefficients H_c , we simultaneously maximize the generalized girth and minimize the multiplicity of short nonbinary cycles.

Next, we explain the proposed method for selecting constituent codes. Let $\{K_i\}$, $i = 1, \dots, J$, be the set of row weights. Prior to searching for good NB LDPC codes, we construct lists of the constituent code candidates. The number of lists is equal to the number of different values K_i . For $q = 2^m$, each candidate code is a linear code with a parity-check matrix of size $m \times mK_i$. In other words, a parity-check matrix of the constituent code represents concatenation of K_i companion matrices of the field elements. In the lists, constituent codes are represented by sorted sequences of K_i degrees of the field primitive element. Random permutations of the field elements in the sequences are taken into account in the process of the overall matrix optimization. To avoid the search over equivalent codes, the first sequence element is always equal to 1.

For small values of m and low rate codes (small value of K_i), the list of candidate codes can be obtained by the exhaustive search. Otherwise, the codes are selected at random. In both cases, the candidate selection criterion is the minimum distance of the linear code. For the codes with the same minimum distance, we prefer codes with a smaller number of the minimum weight codewords.

In the course of experimentation, for each value of K_i , the list of 50 code candidates was constructed. The algorithm for searching for the coefficient matrix H_c is shown in Fig. 5. The procedure uses a base matrix found by the simulated annealing technique and a degree matrix optimized by a greedy search in [11]. The iterative procedure for labeling of the resulting base matrix by the field elements consists of random assigning of the good constituent code-candidates to the rows of the parity-check matrix and testing of the generalized girth of the resulting code. The newly generated code is considered the best one if it has either larger generalized girth, or if it has the same girth and lower multiplicity of the shortest cycles. The search stops if during the last I_{\max} attempts, a new record was not achieved.

IV. BOUNDS ON ERROR PROBABILITY

In this section, we compute the tangential-sphere (TS) upper bound [15] on the error probability of the maximum-likelihood (ML) decoding for a random ensemble of “almost regular” NB LDPC codes. In the appendix, for the sake of completeness of the paper, we present the upper bound as well as the Shannon lower bound on the error probability of ML decoding.

A. Computing spectra of the ensembles of almost regular NB LDPC codes

It is easy to see that in order to compute the TS bound (20) – (21), it is necessary to know the weight spectrum of the code. In the sequel, we compute the average binary weight spectrum of an ensemble of NB LDPC codes over $\text{GF}(2^m)$, $m > 1$ is an integer, with two and three nonzero elements in each column of their parity-check matrix. We start with a brief overview of ensembles of LDPC codes studied

Input: Base matrix B , degree matrix H_w , lists of candidate constituent codes $A_i \subset \text{GF}(2^m)^{K_i}$, $i = 1, \dots, c - b$.

Initialization: Set $I = 0$, generalized girth $g = 0$, and multiplicity of length g cycles $N = 0$;

while $I \leq I_{\max}$ **do**
 $I \leftarrow I + 1$;
 for $i = 1$ to $c - b$ **do**
 Choose at random a constituent code $\mathbf{a} = (a_1, \dots, a_w)$ from the list A_i and permute it randomly $\mathbf{a}' = \text{randpermut}(\mathbf{a})$;
 Assign components of \mathbf{a}' to nonzero elements of the i th row of the matrix of coefficients \tilde{H}_c .
 end for
 Compute new generalized girth value \tilde{g} and multiplicity \tilde{N} of length \tilde{g} cycles;
 if $(\tilde{g} > g) \parallel ((\tilde{g} == g) \&\& (\tilde{N} < N))$ **then**
 set $g = \tilde{g}$, $N = \tilde{N}$, $H_c = \tilde{H}_c$, $I = 0$;
 end if
end while

Output: Matrix H_c

Fig. 5: Algorithm for searching for the coefficient matrix H_c

in literature. Then, the proposed ensemble is described and its average binary weight spectrum is derived.

B. Ensembles of LDPC codes

Asymptotic distance spectra of ensembles of both regular and irregular binary LDPC codes were studied in [27]. The main idea behind the approach in [27] is that it is possible to represent an LDPC code by its Tanner graph and replace the analysis of the ensemble of irregular LDPC codes by the analysis of the ensemble of irregular bipartite graphs with a given degree distributions on variable and check nodes, $\lambda(x) = \sum_{i=1}^J \lambda_i x^{i-1}$ and $\rho(x) = \sum_{i=1}^K \rho_i x^{i-1}$, where λ_i and ρ_i are a fraction of nodes of degree i among the variable and check nodes, respectively, and J and K are the maximum column and row weights. To each variable node of degree i , we assign i variable edges, and to each check node of degree i , we assign i check edges, respectively, where $1 \leq i \leq |\mathcal{E}|$ and $|\mathcal{E}|$ denotes the total number of edges in the graph.

In [27], an ensemble of random graphs with n variable and r check nodes is generated by assigning J_i edges to each of the $\lambda_i n$ variable nodes. The edges are taken from the set \mathcal{E} , $i = 1, 2, \dots, K$. Next, all the edges are randomly permuted by choosing uniformly at random a permutation $\pi = (\pi_1, \pi_2, \dots, \pi_{|\mathcal{E}|})$ of the set $\{1, 2, \dots, |\mathcal{E}|\}$. Then, each of the $\rho_j r$ check nodes is connected with K_j edges from the permuted set of edges, $j = 1, 2, \dots, J$.

To map the corresponding graph to the code matrix H , the entry H_{ij} is set to 1 if there is an odd number of edges between the j th variable node and the i th check node. Otherwise, H_{ij} is set to 0. Notice that the described ensemble was introduced in [28].

Another ensemble of irregular binary LDPC codes was considered in [29]. Binary LDPC codes in this ensemble are given by their random parity-check matrices having the following properties. The rows of the $r \times n$ parity-check matrix are split into g horizontal strips, where the i th strip contains $r\nu_i$ rows, $\sum_{i=1}^g \nu_i = 1$. Its columns are split into h blocks, where the i -th block contains $n\eta_i$ columns, $\sum_{i=1}^h \eta_i = 1$. The sum of the elements in each row in the i th strip, $i = 1, 2, \dots, g$, is equal to r_i , and the sum of the elements in each column in the i th block, is equal to s_i , where r_1, \dots, r_g and s_1, \dots, s_h are nonnegative integers independent of n . The required column and row degree distributions for an irregular code can be obtained by a proper choice of parameters g, h , and sequences ν_i, η_i, s_i, r_i .

Any ensemble of binary LDPC codes can be straightforwardly generalized to the ensemble of NB LDPC codes by randomly assigning elements of $\text{GF}(q)$ to all nonzero elements in the parity-check matrix. Similarly to [27], an ensemble of NB LDPC codes over $\text{GF}(2^m)$, which is determined by the ensemble of irregular bipartite graphs with a given degree distributions on variable and check nodes, and where each edge is labeled by an element in $\text{GF}(2^m)$, was studied in [7]. In particular, the average symbol weight and bit weight spectra of the random ensemble of irregular NB LDPC codes were derived therein.

For the finite-length analysis both the ensemble obtained from the random bipartite graphs in [28] and its generalization to the NB case in [7] have the same shortcoming. They do not give irregular codes with predetermined column and row weight distributions $\lambda(x)$ and $\rho(x)$. Due to unavoidable parallel edges in the Tanner graph, the true degree distributions differ from the expected, and this phenomenon complicates the finite-length analysis of the ensemble. Finite-length analysis for the ensemble in [29] is even more challenging. Only asymptotic generating functions for the code spectra were found in [29].

Ensembles of both binary and NB regular LDPC codes were first analyzed by Gallager in [1]. Later, several ensembles of binary LDPC codes were studied in [30]. The average weight spectra for the corresponding ensembles of regular LDPC codes were derived in [1] and [30]. In [6], the asymptotic average weight spectra for ensembles of regular NB LDPC codes over $\text{GF}(2^m)$ were obtained. In [18], we presented a low-complexity recurrent procedure for computing the exact spectra of both binary and NB random ensembles of regular LDPC codes.

In the current paper, we deal with codes having only two and three nonzero elements in each column of their parity-check matrices. Therefore, we slightly modify the ensemble of regular NB LDPC codes and the corresponding low-complexity procedure for computing the average spectra in [18]. In the next subsection, we describe the new ensemble of “almost regular” NB LDPC codes over $\text{GF}(2^m)$ and present a generalized

procedure to computing its average weight spectra.

C. Average binary weight spectrum of the ensemble of almost regular NB LDPC codes over $GF(2^m)$

The binary weight distribution of a linear code from a random ensemble can be represented via its weight generating function

$$G_n(s) = \sum_{w=0}^n A_{n,w} s^w,$$

where $A_{n,w}$ is a random variable representing the number of binary words of weight w and length n . We aim at computing $E\{A_{n,w}\}$, where $E\{\cdot\}$ denotes the mathematical expectation over the code ensemble. Next, we describe a new ensemble of NB LDPC codes over $GF(2^m)$ and derive its weight generating function. This ensemble can be viewed as a modification of the Gallager ensemble of $q = 2^m$ -ary LDPC codes.

In the well-studied Gallager ensemble of binary (J, K) -regular codes, the parity-check matrix of rate $1 - r/n$ consists of J strips $H_b^T = (H_1^T | H_2^T | \dots | H_J^T)^T$, where each strip H_i of width $M = r/J$ is a random permutation of the first strip which can be chosen in the form

$$H_1 = \underbrace{(I_M \dots I_M)}_K,$$

I_M is the identity matrix of order M .

We generalize the Gallager ensemble of binary LDPC codes by combining a given number $K_i \leq K$ of identity matrices and $K - K_i$ of all-zero $M \times M$ submatrices in the strip. Without loss of generality, the i th strip can be chosen as a random permutation $\pi_i(\tilde{H}_i)$, where \tilde{H}_i has the form:

$$\tilde{H}_i = \underbrace{(I_M \dots I_M)}_{K_i} \underbrace{\mathbf{0}_M \dots \mathbf{0}_M}_{K-K_i}, \quad i = 1, \dots, J,$$

and $\mathbf{0}_M$ is the all-zero matrix of order M . In this case, the strips in the generalized ensemble are permuted versions of the strips in the Gallager ensemble with some of the identity matrices replaced by the all-zero matrices of the same order. By choosing the value of K_i , we could adjust the column weight and row weight distributions. In what follows, we will be mostly interested in parity-check matrices with $J = 3$, that is, the column weights are all equal to two or three.

An example of the parity-check matrix for the rate 1/2 LDPC code in this ensemble is as follows:

$$H_b = \left(\begin{array}{c|c|c|c|c|c|c|c|c|c} 1 & 0 & 1 & 0 & 1 & 0 & 1 & 0 & 1 & 0 & 0 & 0 \\ \hline 0 & 1 & 0 & 1 & 0 & 1 & 0 & 1 & 0 & 1 & 0 & 0 \\ \hline 0 & 1 & 1 & 0 & 0 & 0 & 1 & 1 & 0 & 1 & 1 & 0 \\ \hline 1 & 0 & 0 & 1 & 1 & 1 & 0 & 0 & 1 & 0 & 0 & 1 \\ \hline 0 & 1 & 1 & 0 & 1 & 0 & 0 & 1 & 1 & 0 & 0 & 1 \\ \hline 1 & 0 & 0 & 1 & 0 & 1 & 1 & 0 & 0 & 1 & 1 & 0 \end{array} \right), \quad (9)$$

where $K = 6$, $J = 3$, $M = 2$, $K_1 = 5$. The matrix consists of two weight-2 and ten weight-3 columns.

By following the approach in [1], we can write down the generating function of the number of binary sequences \mathbf{x} of weight w and length n satisfying the equality $\mathbf{x}H_i^T = \mathbf{0}$, $i = 1, 2, \dots, J$:

$$G_i(s) = \sum_{w=0}^n G_{i,n,w} s^w = g_i(s)^M, \quad i = 1, \dots, J, \quad (10)$$

where

$$g_i(s) = (1+s)^{K-K_i} \sum_{j=0}^{K_i} g_{ij} s^j = (1+s)^{K-K_i} ((1+s)^{K_i} + (1-s)^{K_i}) / 2,$$

$g_{ij} = \binom{K_i}{j}$ if j is even, and $g_{ij} = 0$ otherwise.

The probability that the binary sequence \mathbf{x} of weight w and length n satisfies $\mathbf{x}H_i^T = \mathbf{0}$ can be expressed as:

$$p_i(w) = \frac{G_{i,n,w}}{\binom{n}{w}}. \quad (11)$$

$$\mathbb{E}\{A_{n,w}\} = \binom{n}{w}^{1-J} \prod_{j=1}^J G_{j,n,w}. \quad (12)$$

Consider the same generalization of the Gallager ensemble of the q -ary LDPC codes, where $q = 2^m$, $m \geq 1$ is an integer. Specifically, in the i th strip of the parity-check matrix in the Gallager ensemble of the (J, K) -regular q -ary LDPC codes, we allow $K - K_i$ submatrices of order M to be all-zero. The weight generating function of the q -ary sequences \mathbf{x} of length n satisfying the nonzero part of one q -ary parity-check equation can be easily obtained by modifying the generating function in [1]. It has the form

$$f_j(s) = (1 + (q-1)s)^{K-K_j} \frac{(1 + (q-1)s)^{K_j} + (q-1)(1-s)^{K_j}}{q}.$$

By assuming binomial probability distribution of zeros and ones in the m -dimensional binary image of the q -ary symbol, we can write down the average binary weight generating function for the j -th strip as

$$F_j(s) = \sum_{w=0}^{nm} F_{j,nm,w} s^w = f_j(\phi(s))^M, \quad (13)$$

where $F_{j,nm,w}$ denotes the average number of binary sequences \mathbf{b} of weight w and length nm satisfying $\mathbf{b}B_j^T = \mathbf{0}$, B_j is a binary image of H_j , and

$$\phi(s) = \sum_{i=1}^m \frac{1}{q-1} \binom{m}{i} s^i = \frac{(1+s)^m - 1}{q-1}. \quad (14)$$

Analogous to (11) and (12), we obtain

$$p_j(w) = \frac{F_{j,nm,w}}{\binom{nm}{w}}, \quad (15)$$

$$\mathbb{E}\{A_{n,w,m}\} = \binom{nm}{w} \prod_{j=1}^J p_j(w) = \binom{nm}{w}^{1-J} \prod_{j=1}^J F_{j,nm,w}. \quad (16)$$

Thus, the problem of computing finite-length average spectra of NB LDPC codes is reduced to a problem of computing coefficients of the series expansion of the functions $F_j(s)$ in (13). This can be achieved either directly by multiplying the polynomials, or recursively as in [17], [18]. In both cases, the accuracy of the computations could be improved by working in the logarithmic domain.

V. SIMULATIONS AND COMPARISONS

In this section, first we present the tightened upper bounds on the frame error probability of the maximum-likelihood decoding for finite length NB LDPC codes in the random ensemble described in Section IV-C. These bounds are obtained by substituting the average binary weight spectra (16) into the Poltyrev bound (20). Comparison of these bounds with the Shannon lower bound and the Poltyrev bound for the random binary linear code of the same length is performed. In the sequel, we use notation SNR_b for the signal-to-noise ratio per bit measured in dB, w is the average column weight, J and K denote the maximal number of nonzero elements in each column and each row of the parity-check matrix, respectively.

We consider the rate $R = 1/2$ NB LDPC codes with the maximum column weight in their parity-check matrices equal $J = 3$. The corresponding ensembles of the random almost regular NB LDPC codes are determined by the 3×6 base matrix. In all the examples, the parity-check matrices have row weights $K_1 = K - \alpha$, $K_2 = K_3 = K$. The parameter α characterizes sparseness of the parity-check matrices. The values $\alpha = 0, 1, 2, 3$ correspond to the average column weights $w = 3$, $w = 17/6 = 2.83$, $w = 16/6 = 2.67$, and $w = 15/6 = 2.50$, respectively.

It is expected that the codes with sparser parity-check matrices have higher error rate under the ML decoding. However, the sparseness is important for performance improvement under the BP decoding. In the sequel, we optimize the sparsity of the parity-check matrices, which provides for good trade-offs between the error rates of the ML decoding and of the BP decoding.

The average binary weight spectra of the ensembles of the NB LDPC codes of length about 2000 bits with various average column weights w of their parity-check matrices are shown in Figs. 6–7.

In particular, in Fig. 6 we show the average binary weight spectra for the random NB LDPC codes over $\text{GF}(2^4)$. In Fig. 7, the average binary weight spectra for the random NB LDPC codes over $\text{GF}(2^6)$ are shown.

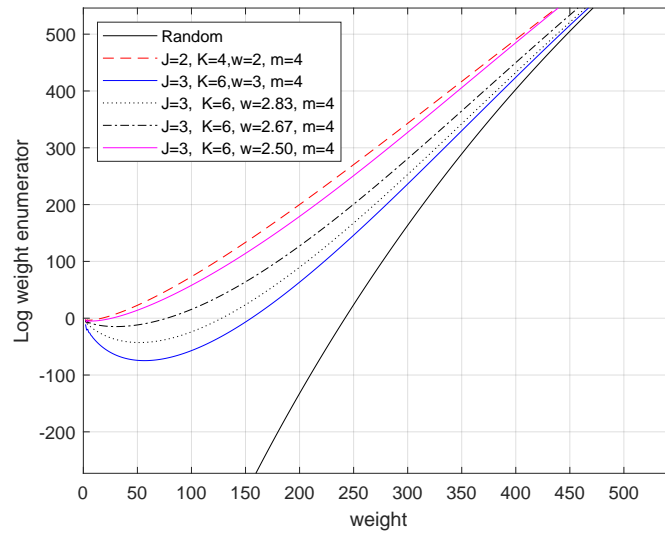


Fig. 6: The average binary weight spectra of rate $R = 1/2$ NB QC LDPC codes of length 2080 bits over $GF(2^4)$

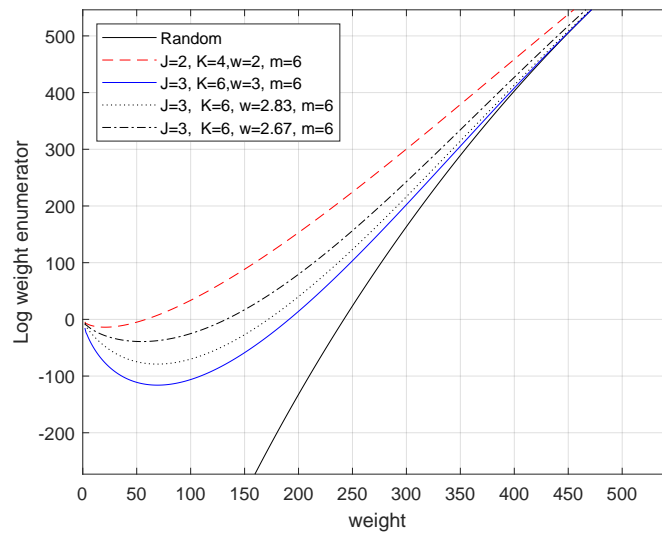


Fig. 7: The average binary weight spectra of rate $R = 1/2$ NB QC LDPC codes of length 2080 bits over $GF(2^6)$

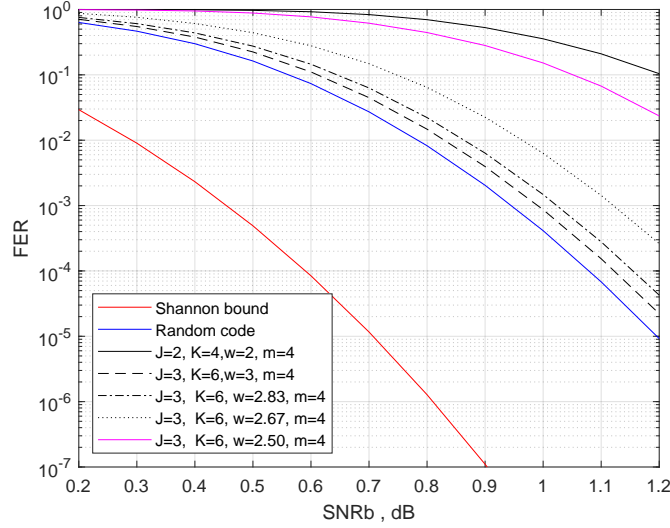


Fig. 8: The Poltyrev bounds on the ML frame error probability of rate $R = 1/2$ random NB LDPC codes of length 2080 bits over $\text{GF}(2^4)$

The average binary weight spectra of the NB LDPC codes for $m = 6$ are closer to the random linear binary code spectra than those for $m = 4$. Moreover, if $m = 6$ then even the ensemble of the (2,4)-regular NB LDPC codes has rather large average minimum distance (close to 50), which makes it potentially efficient. It follows from the plots that denser parity-check matrices are needed in order to achieve a near-optimal performance for $m = 4$ than for $m = 6$.

The corresponding random coding upper bounds on the frame error probability of the ML decoding over the AWGN channel are presented in Figs. 8–9 for $m = 4$ and $m = 6$, respectively. For comparison, the Poltyrev bound on the maximum-likelihood decoding frame error probability of the random linear binary codes and the lower Shannon bound are shown in the same figures.

It follows from the presented plots that:

- For $m = 6$, the random NB LDPC code with only two nonzero elements in each column of its parity-check matrix loses about 0.2 dB in SNRb compared to the random linear code. However, for $m = 4$, the corresponding loss in the performance is larger than or equal to 0.6 dB.
- For $m = 6$, the bound on the FER performance of the ML decoding for the random (3,6)-regular NB LDPC code coincides with the same bound for the random linear binary code. If $m = 4$, we observe a small gap in the performance of the corresponding codes.
- For $m = 6$, reduction in the column weight influences the ML decoding performance to a smaller extent than in the case $m = 4$.

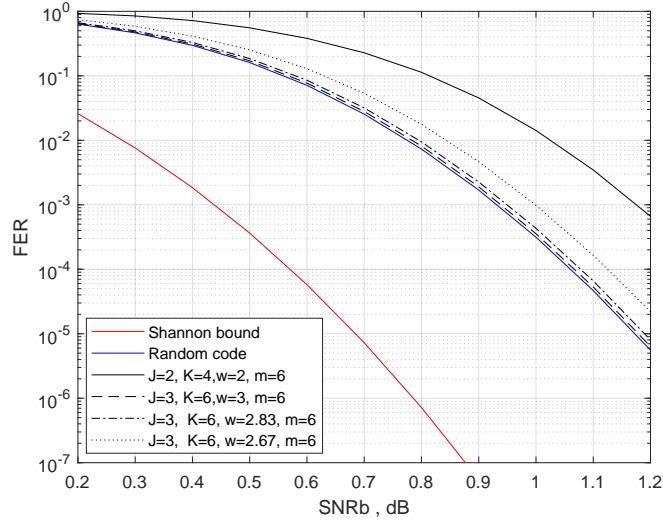


Fig. 9: The Poltyrev bounds on the ML frame error probability of rate $R = 1/2$ random NB LDPC codes of length 2184 bits over $\text{GF}(2^6)$

Next, we compare the frame error rate (FER) performance of the sum-product BP decoding of rate $R = 1/2$ NB QC-LDPC codes of length about 2000 bits with different average column weight w in their base parity-check matrices observed in the simulations with the performance of the rate $R = 1/2$ standard binary QC-LDPC code of length 2096 bits from the 5G standard. We consider almost regular NB QC-LDPC codes determined by the base matrix of size 26×52 with the column weights two and three. The lifting factor L is chosen to be equal to 10, 8, and 7 for the codes over 2^4 , 2^5 , and 2^6 , respectively. The average column weight w takes on values from the set $\{2.0, 2.19, 2.29, 2.38\}$. The simulations were performed until twenty frame errors were encountered.

The corresponding plots are shown in Figs. 10–12.

From the presented plots, we can conclude the following:

- If the field extension degree is $m = 4$, then in the low SNRb region, the NB QC-LDPC codes are inferior to the optimized binary QC-LDPC code of the same length. Moreover, the NB QC LDPC code having average column weight $w = 2.19$ in its base parity-check matrix is inferior to the optimized binary QC-LDPC code in the entire SNRb region. The increase in w improves the FER performance almost monotonically. The NB code with $w = 2.38$ gains at least 0.6 dB in the high SNRb region when compared to the binary code.
- When m increases, we observe that the FER performance in the error floor region improves monotonically with increase in w . In the waterfall region, there exists an optimal value of w , which provides for the best performance. For $m = 5$, the

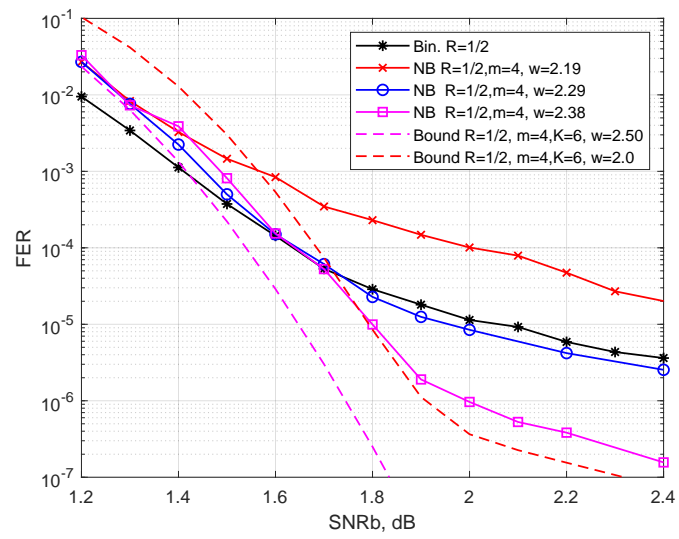


Fig. 10: FER performance of rate $R = 1/2$ NB QC LDPC codes over $GF(2^4)$ of binary length 2080 bits

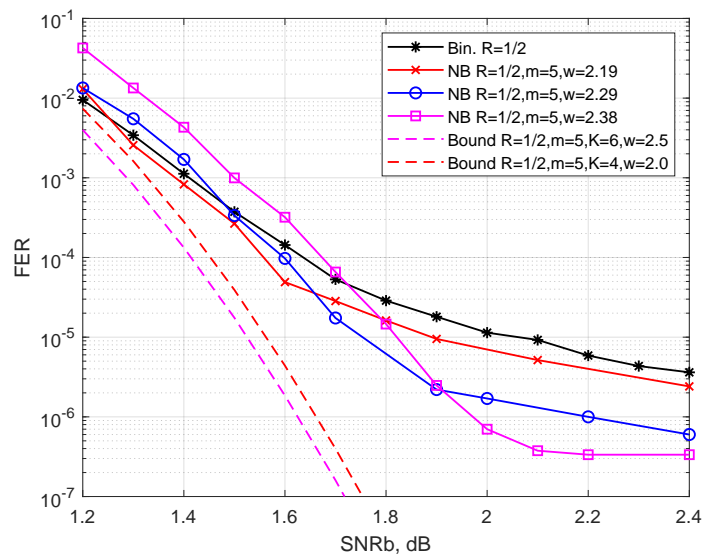


Fig. 11: FER performance of rate $R = 1/2$ NB QC LDPC codes over $GF(2^5)$ of binary length 2080 bits

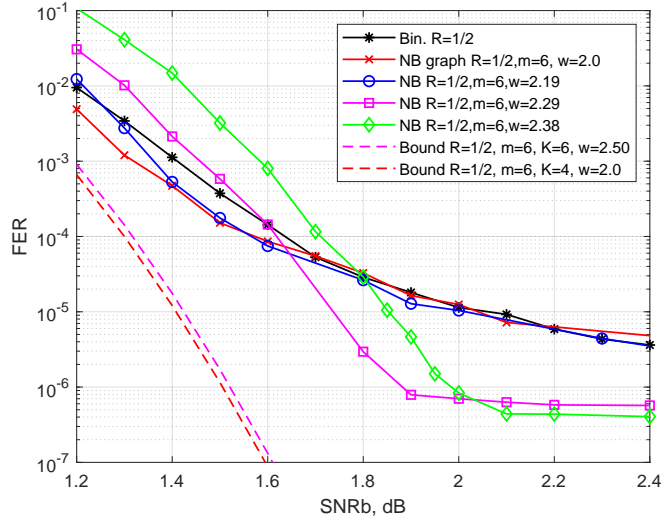


Fig. 12: FER performance of rate $R = 1/2$ NB QC LDPC codes over $GF(2^6)$ of binary length 2184 bits

optimal value is $w = 2.19$. If $m = 6$, then the optimal value is $w = 2.0$.

- The gap between the theoretical bound and the simulation results is due to the two factors: imperfectness of the constructed codes and suboptimality of the BP decoding algorithm. For all the codes in the simulation we observe the error floor. We conjecture that the class of QC LDPC codes has limited achievable performance.
- Binary codes in the 5G standard demonstrate very good FER performance under the BP decoding in the waterfall region, where they compete with the NB QC-LDPC codes. However, in the error floor region, the performance of the NB LDPC codes is superior to that of their binary counterparts.
- The presented simulation results in the waterfall region are about 0.1 – 0.2 dB away from the tightened random coding bounds on the FER performance of the ML decoding.

VI. CONCLUSION

A new optimization technique for constructing NB QC-LDPC codes was proposed and analyzed. The key feature of the new technique is that it is based on the simulated annealing approach to optimization of the base parity-check matrices of the NB QC-LDPC codes.

The new ensemble of irregular NB LDPC codes was introduced and analyzed. The similarity of this ensemble to the Gallager ensemble of regular LDPC codes allowed us to use an important advantage of the Gallager ensemble, namely, the simplicity of its analysis. By substituting the computed average binary spectra for this new ensemble

into the Poltyrev upper bound, the tightened finite-length upper bounds on the error probability of the ML decoding for irregular NB LDPC codes over $\text{GF}(2^m)$ were derived.

The presented simulation results and comparisons with the bounds on error probability suggest that the NB QC-LDPC codes outperform the known binary QC-LDPC codes but as their binary counterparts suffer from severe error floor. Thus, further improvements on both the optimization method and the decoding algorithms for this class of codes can be considered as subject of the future research.

APPENDIX

A. Lower bound

In the sequel, we use approximation [31] of the Shannon lower bound [14].

Denote by n , R , and σ the code length, code rate and standard noise deviation for an AWGN channel, respectively. We use the notations and expressions in [14] for the cone half-angle $\theta \in [0, \pi]$, which corresponds to the solid angle of an n -dimensional circular cone, and for the solid angle of the whole space

$$\Omega_n(\theta) = \frac{2\pi^{\frac{n-1}{2}}}{\Gamma(\frac{n-1}{2})} \int_0^\theta (\sin \phi)^{n-2} d\phi, \quad \Omega_n(\pi) = \frac{2\pi^{n/2}}{\Gamma(n/2)},$$

respectively. For a given code of length n and cardinality 2^{nR} , the parameter θ_0 is selected as a solution of the equation

$$\frac{\Omega_n(\theta_0)}{\Omega_n(\pi)} = 2^{-nR}.$$

The approximation [31, Theorem 4.2] for the Shannon lower bound [14] on the FER $P_{\text{sh}}(n, R, \sigma)$ is

$$P_{\text{sh}}(n, R, \sigma) \geq \frac{\sigma\sqrt{n-1}}{6n(1+\sigma)} \exp\left\{\frac{3\sigma^2 - (\sigma+1)^2}{2\sigma^2}\right\} e^{-nF_L(\theta)}, \quad (17)$$

where

$$G(\theta) = \frac{1}{2\sigma} \left(\cos \theta + \sqrt{\cos^2 \theta + 4\sigma^2} \right), \quad (18)$$

$$F_L(\theta) = \frac{1}{2\sigma^2} \left(1 - \sigma G(\theta) \cos(\theta) - \sigma^2 \ln(G(\theta) \sin(\theta)) \right). \quad (19)$$

B. Upper bound

The Poltyrev bound [15] is the most tight TS-type bound:

$$P_e \leq \int_{-\infty}^{\sqrt{n}} f\left(\frac{x}{\sigma}\right) \left\{ \sum_{w \leq w_0} S_w \Theta_w(x) + 1 - \chi_{n-1}^2\left(\frac{r_x^2}{\sigma^2}\right) \right\} dx + Q\left(\frac{\sqrt{n}}{\sigma}\right). \quad (20)$$

Here $f(x) = (1/\sqrt{2\pi}) \exp -x^2/2$ is the Gaussian probability density function, $Q(x) = \int_x^\infty f(x)dx$,

$$\begin{aligned}\Theta_w(x) &= \int_{\beta_w(x)}^{r_x} f\left(\frac{y}{\sigma}\right) \chi_{n-2}^2\left(\frac{r_x^2 - y^2}{\sigma^2}\right) dy, \\ w_0 &= \left\lfloor \frac{r_0^2 n}{r_0^2 + n} \right\rfloor, r_x = r_0 \left(1 - \frac{x}{\sqrt{n}}\right), \\ \mu_w(r) &= \frac{1}{r} \sqrt{\frac{w}{1 - w/n}}, \beta_w(x) = \left(1 - \frac{x}{\sqrt{n}}\right) \sqrt{\frac{w}{1 - w/n}},\end{aligned}$$

S_w is the w -th spectrum coefficient, and χ_n^2 denotes the probability density function of chi-squared distribution with n degrees of freedom.

Parameter r_0 is a solution with respect to r of the equation

$$\sum_{w:\mu_w(r)<1} S_w \int_0^{\arccos \mu_w(r)} \sin^{n-3} \phi \, d\phi = \sqrt{\pi} \cdot \frac{\Gamma\left(\frac{n-2}{2}\right)}{\Gamma\left(\frac{n-1}{2}\right)}. \quad (21)$$

ACKNOWLEDGMENT

This work was supported by Huawei Technologies Co., Ltd. The authors wish to thank Victor Krachkovsky, Oleg Kurmaev, Alexey Mayevskiy and Hongchen Yu for helpful discussions.

REFERENCES

- [1] R. G. Gallager, *Low-density parity-check codes*. M.I.T. Press: Cambridge, MA, 1963.
- [2] M. Davey and D. J. C. Mackay, "Low density parity check codes over GF(q)," *IEEE Commun Lett.*, vol. 2, no. 6, pp. 165–167, 1998.
- [3] X.-Y. Hu and E. Eleftheriou, "Binary representation of cycle Tanner-graph GF(2^b) codes," in *IEEE Int. Conf. on Commun.*, vol. 1, 2004, pp. 528–532.
- [4] C. Poulliat, M. Fossorier, and D. Declercq, "Design of regular $(2, d_c)$ -LDPC codes over GF(q) using their binary images," *IEEE Trans. Comm.*, vol. 56, no. 10, pp. 1626–1635, 2008.
- [5] S. E. Hassani, M.-H. Hamon, and P. Penard, "A comparison study of binary and non-binary LDPC codes decoding," in *Proc. SoftCOM*, Sep. 2010, pp. 355–359.
- [6] I. Andriyanova, V. Rathi, and J.-P. Tillich, "Binary weight distribution of non-binary LDPC codes," in *Proc. IEEE Int. Symp. Inf. Theory (ISIT)*, 2009, pp. 65–69.
- [7] K. Kasai, C. Poulliat, D. Declercq, and K. Sakaniwa, "Weight distributions of non-binary LDPC codes," *IEICE Trans. Fundamentals*, vol. 94, no. 4, pp. 1106–1115, 2011.
- [8] G. Li, I. Fair, and W. A. Krzymieñ, "Density evolution for nonbinary LDPC codes under Gaussian approximation," *IEEE Trans. Inf. Theory*, vol. 55, no. 3, pp. 997–1015, March 2009.
- [9] B.-Y. Chang, D. Divsalar, and L. Dolecek, "Non-binary protograph-based LDPC codes for short block-lengths," in *Information Theory Workshop (ITW)*, 2012, pp. 282–286.
- [10] A. Hareedy, C. Lanka, N. Guo, and L. Dolecek, "A combinatorial methodology for optimizing non-binary graph-based codes: Theoretical analysis and applications in data storage," *IEEE Trans. Inf. Theory*, vol. 65, no. 4, pp. 2128–2154, 2018.
- [11] I. Bocharova, B. Kudryashov, and R. Johannesson, "Searching for binary and nonbinary block and convolutional LDPC codes," *IEEE Trans. Inf. Theory*, vol. 62, no. 1, pp. 163–183, 2016.
- [12] D. Delahaye, S. Chaimatanan, and M. Mongeau, "Simulated annealing: From basics to applications," in *Handbook of Metaheuristics*. Springer, 2019, pp. 1–35.

- [13] C. Poulliat, M. Fossorier, and D. Declercq, "Using binary images of non binary LDPC codes to improve overall performance," in *4th Int. Symp. on Turbo Codes & Related Topics*, 2006, pp. 1–6.
- [14] C. E. Shannon, "Probability of error for optimal codes in a Gaussian channel," *Bell System Tech. J.*, vol. 38, no. 3, pp. 611–656, 1959.
- [15] G. Poltyrev, "Bounds on the decoding error probability of binary linear codes via their spectra," *IEEE Trans. Inf. Theory*, vol. 40, no. 4, pp. 1284–1292, 1994.
- [16] L. Dolecek, D. Divsalar, Y. Sun, and B. Amiri, "Non-binary protograph-based LDPC codes: Enumerators, analysis, and designs," *IEEE Trans. Inf. Theory*, vol. 60, no. 7, pp. 3913–3941, 2014.
- [17] I. E. Bocharova, B. D. Kudryashov, and V. Skachek, "Performance of ML decoding for ensembles of binary and nonbinary regular LDPC codes of finite lengths," in *Proc. IEEE Int. Symp. Inf. Theory (ISIT)*, 2017, pp. 794–798.
- [18] I. E. Bocharova, B. D. Kudryashov, V. Skachek, and Y. Yakimenka, "Average spectra for ensembles of LDPC codes and their applications," in *Proc. IEEE Int. Symp. Inf. Theory (ISIT)*, 2017, pp. 361–365.
- [19] F. J. MacWilliams and N. J. A. Sloane, *The theory of error-correcting codes*. Elsevier, 1977, vol. 16.
- [20] A. S. Asratian, T. M. J. Denley, and R. Haggkvist, *Bipartite Graphs and Their Applications*. Cambridge, U.K: Cambridge University Press, 1998.
- [21] R. M. Tanner, "A recursive approach to low-complexity codes," *IEEE Trans. Inf. Theory*, vol. 27, no. 5, pp. 533–546, 1981.
- [22] G. Schmidt, V. V. Zyablov, and M. Bossert, "On expander codes based on hypergraphs," in *IEEE International Symposium on Information Theory, 2003. Proceedings*. IEEE, 2003, p. 88.
- [23] D. Vukobratovic and V. Senk, "Generalized ACE constrained progressive edge-growth LDPC code design," *IEEE Communications Letters*, vol. 12, no. 1, pp. 32–34, 2008.
- [24] V. Usatyuk and I. Vorobyev, "Simulated annealing method for construction of high-girth QC-LDPC codes," in *41st International Conference on Telecommunications and Signal Processing (TSP)*, 2018, pp. 1–5.
- [25] A. Sarduman, A. E. Pusane, and Z. C. Taşkın, "On the construction of regular QC-LDPC codes with low error floor," *IEEE Commun. Lett.*, 2019.
- [26] R. Cui and X. Liu, "Dynamic decoding algorithms of LDPC codes based on simulated annealing," in *International Workshop on High Mobility Wireless Communications*, 2014, pp. 135–139.
- [27] D. Burshtein and G. Miller, "Asymptotic enumeration methods for analyzing LDPC codes," *IEEE Transactions on Information Theory*, vol. 50, no. 6, pp. 1115–1131, 2004.
- [28] M. G. Luby, M. Mitzenmacher, M. A. Shokrollahi, and D. A. Spielman, "Efficient erasure correcting codes," *IEEE Trans. Inf. Theory*, vol. 47, no. 2, pp. 569–584, 2001.
- [29] S. Litsyn and V. Shevelev, "Distance distributions in ensembles of irregular low-density parity-check codes," *IEEE Transactions on Information Theory*, vol. 49, no. 12, pp. 3140–3159, 2003.
- [30] —, "On ensembles of low-density parity-check codes: Asymptotic distance distributions," *IEEE Trans. Inf. Theory*, vol. 48, no. 4, pp. 887–908, 2002.
- [31] G. Wiechman and I. Sason, "An improved sphere-packing bound for finite-length codes over symmetric memoryless channels," *IEEE Transactions on Information Theory*, vol. 54, no. 5, pp. 1962–1990, 2008.