

Out-of-equilibrium simulations of a classical gas with Bose-Einstein statistics

M. Di Pietro Martínez, M. Giuliano, and M. Hoyuelos*

*Instituto de Investigaciones Físicas de Mar del Plata,
CONICET, Facultad de Ciencias Exactas y Naturales,
Universidad Nacional de Mar del Plata, Funes 3350, 7600 Mar del Plata, Argentina*
(Dated: September 13, 2024)

A system of classical particles with effective interactions which reproduce Bose-Einstein statistics is analyzed. Due to its large fluctuations, this system is appropriate for testing different simulation methods in out-of-equilibrium situations. We compare mobility numerical results obtained through Monte Carlo simulations with transition probabilities derived from Glauber and Metropolis algorithms. Then, we compare these with a recent method, the interpolation algorithm, appropriate for non-equilibrium systems in homogeneous substrata and without phase transitions. The results of mobility obtained from the interpolation algorithm are qualitatively verified with molecular dynamics simulations for low concentrations.

I. INTRODUCTION

If transition probabilities between different states of a system are known, then the kinetic Monte Carlo algorithm can be used to numerically reproduce a correct description of the transient or non-equilibrium behavior [1–4]. Nevertheless, it is not uncommon that the information available is restricted to the state's energy, and transition probabilities have to be estimated using, for example, Glauber or Metropolis algorithms. Such algorithms guarantee a correct description of the equilibrium state, but not of the out-of-equilibrium transient. Convergence towards equilibrium is ensured by imposing the detailed balance condition on the transition probabilities, see for example [5, 6].

Let us consider a system of particles, at temperature T , divided into cells; transition probabilities describe jumps of one particle between neighboring cells. In Refs. [7–9], it has been shown that the detailed balance condition can be used to derive a class of transition probabilities characterized by an interpolation parameter θ . If $\theta = -1$, the transition probability depends on the potential in the origin cell; if $\theta = 1$, it depends on the potential in the target cell; and if $\theta = 0$, it depends on the potential energy change (a frequent choice in Monte Carlo simulations). More explicitly, if V_i is the potential which represents interactions for one particle in cell i , the transition probability from cell i to cell $i + 1$ is given by

$$W_{i,i+1} = P e^{-\beta[\theta_i V_i + \theta_{i+1} V_{i+1} + \Delta V + \Delta U]/2}, \quad (1)$$

where P is the rate of jump attempts, $\Delta U = U_{i+1} - U_i$ is an external potential change, $\Delta V = V_{i+1} - V_i$, and $\beta = (k_B T)^{-1}$. See Ref. [10] for a related approach in which the transition probability depends on the sum of energies in origin and target sites. Note that θ_i and V_i can be functions of the number of particles, n_i , in a cell i .

Assuming that V_i is a continuous and differentiable function of the number of particles, a relationship between θ_i and V_i' , the derivative of V_i with respect to the number of particles, can be attained [11]:

$$e^{-\beta\theta_i V_i} = \frac{1}{1 + \beta n_i V_i'}, \quad (2)$$

which holds in the absence of a phase transition.

The interpolation algorithm consists in the implementation of the kinetic Monte Carlo method using the transition probabilities obtained from Eqs. (1) and (2). The purpose of this paper is to verify that this algorithm correctly describes an out-of-equilibrium system. To do this we select a specific example. The chosen system is a gas of classical particles with an effective attractive interaction which reproduces Bose-Einstein statistics. Due to its above normal fluctuations (see for example [12, p. 151]), this system exhibits clear differences among the results generated by the mentioned numerical algorithms.

So, we consider the following stationary non-equilibrium state. A constant force F is applied along direction x ; the external potential is $U_i = -Fx_i$, where x_i is the position of cell i . The system has periodic boundary conditions along the x axis and, after some time, a stationary current is established. Particles have a mean velocity proportional to F and the proportionality constant is the mobility B . We consider B (for small values of F) as the parameter which characterizes the non-equilibrium state, and analyze its dependence on the density for the different algorithms.

This article is organized as follows. In Sec. II, the basic formulae are derived. In Sec. III, we present numerical and analytical results of the mobility using Glauber and Metropolis algorithms. The Monte Carlo simulations are performed in a one-dimensional lattice gas with periodic boundary conditions. In Sec. IV, we present the results of kinetic Monte Carlo simulations using the interpolation algorithm for the transition probabilities. For completeness and as a verification, in Sec. V, we compare the previous results with the ones obtained through Molecular Dynamics. This corresponds to a more detailed kinetic description, where the position and velocity of each par-

* hoyuelos@mdp.edu.ar

ticle inside the cells are considered. Finally, conclusions are presented in Sec. VI.

II. BASIC FORMULAE

In the lattice gas description, the system is divided into cells of size a much smaller than the characteristic length of particle density variations. Temperature T and chemical potential μ are homogeneous. Interaction energy between particles in different cells is neglected. Since spatial variations are smooth, cells are point-like in the continuous limit, and local thermal equilibrium holds. This means that each cell can be considered as an equilibrium system, although the whole system is out of equilibrium. We can write the classical grand partition function of cell i as

$$\mathcal{Z}_i = \sum_{n_i=0}^{\infty} \frac{\exp[-\beta(\phi_{n_i} + n_i U_i - n_i \mu)]}{n_i!}, \quad (3)$$

where the energy is composed by the two terms: $\phi_{n_i} + n_i U_i$. The first term is the configuration energy ϕ_{n_i} , it represents the interaction energy among the n_i particles in the cell, in local equilibrium. The second term is the external potential.

We consider a configuration energy

$$\phi_{n_i} = -\beta^{-1} \ln n_i! \quad (4)$$

to reproduce Bose-Einstein statistics, since in this case we have

$$\mathcal{Z}_i = \sum_{n_i=0}^{\infty} \exp[-\beta n_i (U_i - \mu)] = \frac{1}{1 - e^{-\beta(U_i - \mu)}}, \quad (5)$$

and the average number of particles is

$$\bar{n}_i = \frac{1}{e^{\beta(U_i - \mu)} - 1}. \quad (6)$$

If we know that the system has a total number of particles N , the chemical potential is obtained from the relationship $N = \sum_i \bar{n}_i$, where the sum is performed in all cells. From Ec. (6), the chemical potential is

$$\mu = U_i + \beta^{-1} \ln \bar{n}_i - \beta^{-1} \ln(1 + \bar{n}_i). \quad (7)$$

Let us consider a cell in which the potential U_i takes a value μ° , i.e. a reference chemical potential. Then, in the previous expression, we can recognize the ideal and residual parts of the chemical potential:

$$\mu = \underbrace{\mu^\circ + \beta^{-1} \ln \bar{n}_i}_{\text{ideal}} - \underbrace{\beta^{-1} \ln(1 + \bar{n}_i)}_{\text{residual}}. \quad (8)$$

This simplified description in terms of jumps between neighboring cells is intended to correctly reproduce the behavior of a system of particles which move with given velocities and interact with a space dependent potential.

The effective potential, also known as statistical potential, between two bosons at distance r is

$$v_s(r) = -\beta^{-1} \ln \left(1 + e^{-2\pi r^2/\lambda^2} \right), \quad (9)$$

where λ determines the range of the interaction (it is equal to the de Broglie wavelength in the quantum case) [12, p. 138]. Notice that here we use the term “boson” to informally refer to classical particles with Bose-Einstein statistics. The statistical potential holds for small concentration, so we can expect descriptions to agree only in this limit. The concentration of a cell (in local equilibrium) is $\rho_i = \bar{n}_i/a^3$. Also, in the limit of small concentration, we can use the cluster expansion to obtain the chemical potential:

$$\frac{e^{\beta\mu}}{\lambda^3} = \rho_i - b_2 \rho_i^2 + \mathcal{O}(\rho_i^3), \quad (10)$$

where b_2 is the coefficient of two-particle clusters given by

$$b_2 = \int d^3\mathbf{r} (e^{-\beta v_s(r)} - 1) = \lambda^3/2^{3/2}; \quad (11)$$

see for example Eq. (5.32) in Ref. [13]. The cluster expansion is based on the quantity $f(\mathbf{r}) = e^{-\beta v(r)} - 1$ as a convenient expansion parameter, with $v(r)$ the interaction potential. For short-range hard core interactions, it is equal to -1 for $r \rightarrow 0$ and decays to zero for increasing r . In our case, it takes the value 1 for $r \rightarrow 0$ and vanishes exponentially as r increases.

From Eqs. (10) and (11) we have that the chemical potential is

$$\mu \simeq \underbrace{\beta^{-1} \ln(\rho_i \lambda^3)}_{\text{ideal}} - \underbrace{\beta^{-1} \ln(1 + \rho_i \lambda^3/2^{3/2})}_{\text{residual}}, \quad (12)$$

where, as in Eq. (8), we can identify the ideal and residual parts.

By imposing the condition in which the chemical potential in the lattice gas description, Eq. (8), is equal to the chemical potential in the kinetic description, Eq. (12), more specifically, by matching the residual parts of the chemical potential, we have that $\bar{n}_i = \bar{n}_i^* = \rho_i \lambda^3/2^{3/2}$, and therefore,

$$a = \lambda/2^{1/2}. \quad (13)$$

But setting this condition poses a problem in the calculation of the grand partition function, since in Eq. (3) interactions with particles in neighboring cells are neglected. This approximation is valid as long as a is much larger than the interaction range, i.e. $a \gg \lambda$, a condition that is not fulfilled in (13). Still, the qualitative behavior of the chemical potential is the same in both descriptions. We expect equivalent qualitative behaviors also for the mobility although, due to the inconsistency of approximations, we can not expect quantitative agreement.

III. GLAUBER AND METROPOLIS ALGORITHMS

According to the Glauber algorithm [14], in a Monte Carlo step the transition from state i to state j , with energies E_i and E_j respectively, has a probability

$$p_{i,j}^G = \frac{1}{1 + e^{\beta(E_j - E_i)}}. \quad (14)$$

In the Metropolis or Metropolis-Hastings algorithm [15], the probability is

$$p_{i,j}^M = \min(1, e^{-\beta(E_j - E_i)}). \quad (15)$$

Note that Metropolis algorithm is faster: if $E_i = E_j$, we have $p_{i,j}^G = 1/2$ and $p_{i,j}^M = 1$. We have to take this difference into account to have the same time scale in both cases. If P is the number of jump attempts per unit time, then the transition probabilities are

$$W_{i,j}^G = 2Pp_{i,j}^G \quad (16)$$

$$W_{i,j}^M = Pp_{i,j}^M \quad (17)$$

where a factor 2 is included in $W_{i,j}^G$ to compensate the speed difference between algorithms.

The energy of a given configuration $\{n_i\}$ is

$$E = \sum_i (\phi_{n_i} + n_i U_i),$$

with ϕ_{n_i} given by Eq. (4). Only processes where one particle jumps to a neighboring cell are allowed, so let us consider a jump from cell i to cell $i+1$. The energy of the initial configuration $\{\dots, n_i, n_{i+1}, \dots\}$ is E_{ini} , and the energy of the final configuration $\{\dots, n_i-1, n_{i+1}+1, \dots\}$ is E_{fin} . Then, the energy change is

$$\begin{aligned} \Delta E &= E_{\text{fin}} - E_{\text{ini}} \\ &= \Delta U + \phi_{n_i-1} + \phi_{n_{i+1}+1} - \phi_{n_i} - \phi_{n_{i+1}} \\ &= -Fa - \beta^{-1} \ln \frac{n_{i+1}+1}{n_i}, \end{aligned} \quad (18)$$

where the condition $n_i \geq 1$ has to be fulfilled.

With fixed boundary conditions and an external force, particles accumulate on one side of the system and, in equilibrium, they have the Bose-Einstein distribution given by Eq. (6). We have verified that Metropolis or Glauber algorithms converge to the Bose-Einstein distribution in this case, as shown in Fig. 1.

Now we turn to the non-equilibrium situation. Instead of fixed boundary conditions, let us consider periodic boundary conditions. After some time, the system is in a stationary non-equilibrium state. The mean velocity of a particle in terms of the transition probabilities between cells of size a is

$$v = aW_{i,i+1} - aW_{i,i-1}. \quad (19)$$

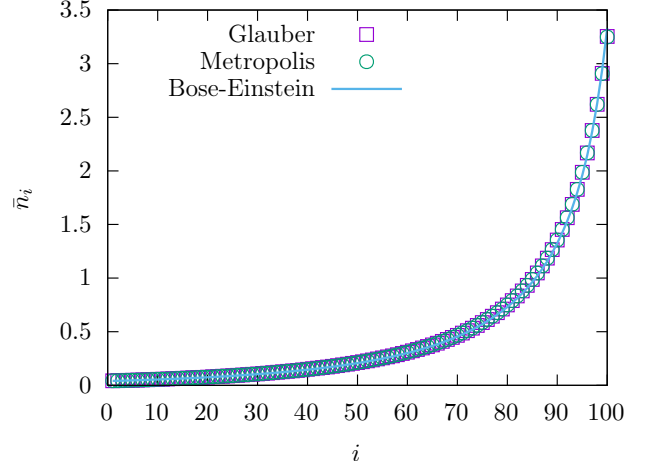


FIG. 1. Equilibrium distribution of particles, \bar{n}_i , against position, i , for Glauber (squares) and Metropolis (circles) algorithms. The curve corresponds to the Bose-Einstein distribution, Eq. (6) with $\beta U_i = -\beta F a i = -0.03 i$ and $\beta \mu$ calculated from the condition $N = \sum_i \bar{n}_i$ with N the total number of particles. Number of Monte Carlo steps: $2 \cdot 10^5$, lattice size: 100, number of particles $N = 50$.

For small concentration (ideal gas), interactions can be neglected and $\Delta E \simeq -Fa$. It is assumed that the force satisfies $Fa \ll k_B T$ so that $e^{-\beta Fa} \simeq 1 - \beta Fa$. It can be shown that for both algorithms, Glauber and Metropolis, the mean velocity for small concentration is $v = Pa^2 \beta F$. For Metropolis at small concentration and a positive force F , transition probabilities are

$$\begin{aligned} W_{i,i+1}^M &= P \\ W_{i,i-1}^M &= P(1 - \beta Fa) \end{aligned} \quad (\text{small concentration})$$

Replacing in (19), we obtain

$$v^M = Pa^2 \beta F \quad (\text{small conc.}).$$

For the Glauber algorithm we have

$$\begin{aligned} W_{i,i+1}^M &= \frac{2P}{1 + e^{-\beta Fa}} \simeq P(1 + \beta Fa/2) \\ W_{i,i-1}^M &= \frac{2P}{1 + e^{\beta Fa}} \simeq P(1 - \beta Fa/2). \end{aligned} \quad (\text{small conc.})$$

And, again, replacing in (19), we obtain

$$v^G = Pa^2 \beta F \quad (\text{small conc.}).$$

The mobility, B , is defined as v/F . The previous results for the velocity, for both algorithms, are consistent with the Einstein relation: $B_0 = \beta D_0$, where $D_0 = Pa^2$ is the ideal gas diffusivity. Subindex 0 identifies the small concentration regime.

Analytical expressions for the mobility can be derived for both algorithms to check numerical results. Mobility can be obtained from the mean current:

$$J = \langle n_i W_{i,i+1} - n_{i+1} W_{i,i-1} \rangle, \quad (20)$$

since $J = v\bar{n}/a = BF\bar{n}/a$, so that $B = Ja/(F\bar{n})$. We call the mobilities for Glauber and Metropolis algorithms B^G and B^M respectively. Subindex i is not used for the mean number of particles, \bar{n} , since a homogeneous system is considered.

It can be shown that for the Glauber algorithm

$$\frac{B^G}{B_0} = \frac{2}{\bar{n}} \sum_{n_i=0}^{\infty} \sum_{n_{i+1}=0}^{\infty} \frac{n_i^2(n_{i+1}+1) + n_{i+1}^2(n_i+1)}{(n_i + n_{i+1} + 1)} \times \frac{\bar{n}^{n_i+n_{i+1}}}{(1+\bar{n})^{n_i+n_{i+1}+2}}, \quad (21)$$

and that the corresponding expression for the Metropolis algorithm can be simplified to

$$\frac{B^M}{B_0} = \frac{1 + \bar{n}}{1 + 2\bar{n}}, \quad (22)$$

see the Appendix for details.

In Fig. 2, we show the numerical results of the mobility obtained with both algorithms, compared with the analytical expressions (21) and (22). The agreement between numerical and analytical results supports their validity. Both algorithms coincide in the limit of small concentration, where $B = B_0$ and interactions can be neglected. But as the mean number of particles is increased, discrepancies grow. There is a quantitative difference of about 30% between both predictions of B for larger \bar{n} . It is well known that we can not expect a correct description of a non-equilibrium state with these algorithms. Nevertheless, it is interesting to determine how far from the correct result they are. This is the purpose of the next sections.

IV. INTERPOLATION ALGORITHM

It has been shown in Ref. [7] that the relationship between the mean field potential V_i for one particle and the configuration energy is given by

$$e^{-\beta V_i} = \langle e^{-\beta(\phi_{n_{i+1}} - \phi_{n_i})} \rangle, \quad (23)$$

where V_i is evaluated at the average number \bar{n}_i . Using Eq. (4), we have

$$V_i = -\beta^{-1} \ln(\bar{n}_i + 1). \quad (24)$$

Notice that V_i is equal to the residual part of the chemical potential, see Eq. (8), and Eq. (23) correspond to the Widom insertion method, where $\phi_{n_{i+1}} - \phi_{n_i}$ is the insertion energy, i.e. the interaction energy needed to insert one particle.

Evaluating Eq. (24) in n_i and replacing it in Eq. (2), it can be shown that the value of θ_i is constant and equal to 1. Using this result for θ_i , we have, from (1), the transition probability

$$W_{i,i+1} = P e^{-\beta \Delta U/2} (1 + n_{i+1}). \quad (25)$$

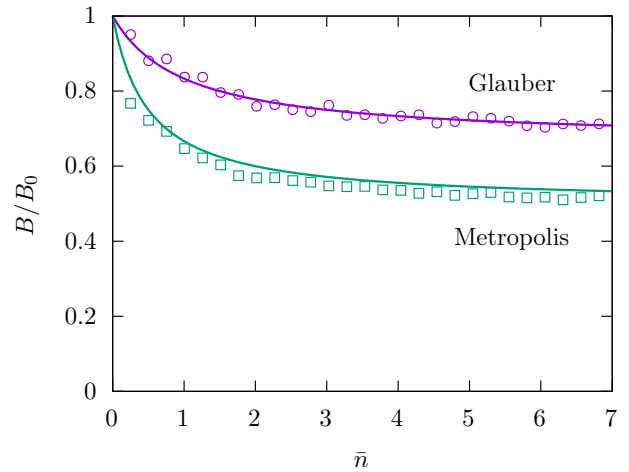


FIG. 2. Mobility B/B_0 for a system of particles with bosonic interaction obtained with Glauber and Metropolis algorithms, as a function of the average number of particles per cell \bar{n} . Points represent numerical results while curves correspond to the analytical expressions (21) and (22) for the Glauber and Metropolis algorithms respectively. Each sum in Eq. (21) was approximated using a maximum number of terms equal to 10. Numerical results were obtained using a lattice of 100 cells, during 10^7 Monte Carlo steps, with an applied force $\beta Fa = 0.03$.

With this information, we can calculate the mobility B^I for the interpolation algorithm (see the Appendix). The result is

$$\frac{B^I}{B_0} = 1 + \bar{n}. \quad (26)$$

As in the previous section, a homogeneous system, in which $\bar{n}_i = \bar{n}_{i+1} = \bar{n}$, is considered for the calculation of mobility. Figure 3 shows a good agreement between this theoretical result and kinetic Monte Carlo simulations.

The result for the mobility obtained with the interpolation algorithm is qualitatively different from the results of the previous section, for Glauber and Metropolis algorithms. While for the interpolation algorithm we have a mobility which increases with \bar{n} , for the other algorithms it decreases (see Fig. 2). As mentioned before, we know that Glauber and Metropolis algorithms are designed to give the correct equilibrium state; they should not be applied to non-equilibrium situations, but it is interesting to evaluate the error. According to the interpolation algorithm, which *is* designed for non-equilibrium states (with limitations that are summarized in the conclusions), the error increases with concentration. Glauber and Metropolis algorithms give the correct result for the mobility only in the limit of small \bar{n} , where interactions can be neglected.

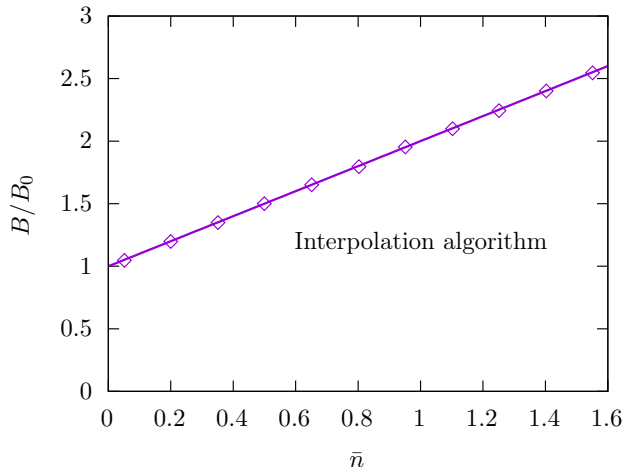


FIG. 3. Mobility B/B_0 for a system of particles with bosonic interaction obtained with the interpolation algorithm, as a function of the average number of particles per cell \bar{n} . Symbols \diamond represent numerical results taken from Ref. [7] (applied force $\beta F a = 0.05$), while the line corresponds to Eq. (26).

V. MOLECULAR DYNAMICS

The objective of this section is to obtain the mobility of a boson gas in the context of a classical kinetic description which includes velocity of particles, and compare with the results of the previous sections.

The method is to numerically obtain the self-diffusivity D and use the Einstein relation to calculate the mobility $B = \beta D$. The Green-Kubo formula (see for example [16, Sec. 4.6.2] or [17, Sec. S10.G]) is used to obtain the self-diffusivity from the velocity autocorrelation function:

$$D = \frac{1}{3} \int_0^\infty dt' \langle \mathbf{v}(0) \cdot \mathbf{v}(t') \rangle. \quad (27)$$

To compare with results of the previous sections, we have to calculate the mobility B relative to its value for the ideal gas, B_0 . From the kinetic theory of transport in dilute gases (see for example [18, Sec. 16-1]), we know that the self-diffusivity in the ideal case, and therefore B_0 , behaves as $1/\rho$, where ρ is the particle density. The proportionality constant, between B_0 and $1/\rho$, is numerically set in our results so as to have $B/B_0 \rightarrow 1$ for $\rho \rightarrow 0$.

Then, we perform molecular dynamic simulations of a system of particles with a given density ρ , in equilibrium, which interact among them with the statistical potential of Eq. (9). We do this for different densities and obtain the mobility through the velocity autocorrelation function. We focus our attention on the slope of the mobility for small concentrations, since this is the limit for which the statistical potential (9) holds.

In Fig. 4, we show the data obtained for B as a function of $\bar{n}^* = \rho \lambda^3 / 2^{3/2}$. This result supports the validity of the interpolation algorithm since the same qualitative behavior is obtained: an approximate linear increase of

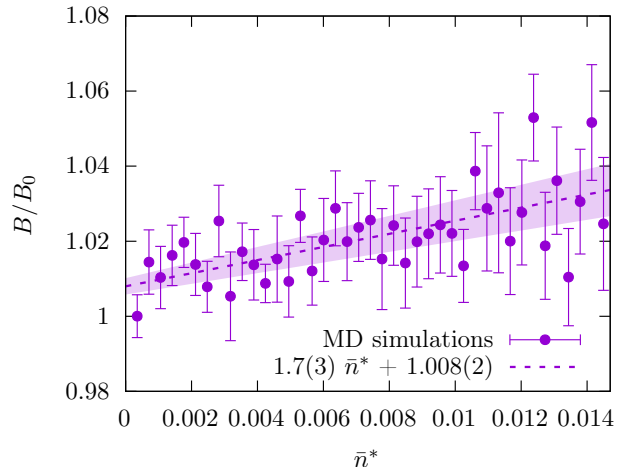


FIG. 4. Mobility B/B_0 against $\bar{n}^* = \rho \lambda^3 / 2^{3/2}$ obtained from molecular dynamics simulations. We use LAMMPS software ^a[19] with parameters: temperature $T = 1$, Boltzmann constant $k_B = 1$, number of particles 2000, cut-off distance $r_c = 2.5$, $\lambda = 1$, nve integration method and 10^7 run steps. The interactions among particles are given by the statistical potential for bosons, Eq. (9) (this defines a new pair style in LAMMPS software). For each simulation, we obtain a value of B for a given ρ . We perform around 90 realizations for the same ρ (with different initial conditions) to average. The dashed line corresponds to a linear fit.

^a <http://lammps.sandia.gov>

mobility with concentration with slopes of the same order, see Figs. 3 and 4.

VI. CONCLUSIONS

We study the mobility in a system of classical particles which interact with an attractive potential such that the Bose-Einstein statistics are reproduced. Two different approaches are possible: a lattice gas with transition probabilities among cells, or a kinetic description in a continuous space. A fundamental problem of the lattice gas description is to determine transition probabilities when only state energies are known. Monte Carlo simulations with Glauber or Metropolis algorithms correctly describe the equilibrium state but they are not supposed to hold out of equilibrium.

We calculate the mobility in a non-equilibrium stationary state: a force is applied to a one-dimensional array of cells with periodic boundary conditions and homogeneous density. Different results are obtained from Glauber or Metropolis algorithms. But, in both cases, mobility decreases with concentration. To determine the error, we use the interpolation algorithm, summarized in Eqs. (1) and (2), and recently introduced in Refs. [7–9, 11]. Knowing the interaction potential V (equal to the residual chemical potential), the interpolation algorithm can be used to obtain transition probabilities which hold

out of equilibrium. Limitations of the method are: the system should be in local thermal equilibrium (i.e. deviations from equilibrium have a characteristic length much larger than the cell size), no phase transition occur and particle size effects can be neglected, see [20]. Also, the information provided by the algorithm is incomplete if the jump rate P has a non-trivial dependence on concentration, as it happens, for example, for diffusion in a solid [11].

The mobility obtained from the interpolation algorithm qualitatively differs from the ones of the other methods. Instead of decreasing with concentration, it increases. This means an unbounded increasing error for the Glauber and Metropolis algorithms. They can be used to calculate mobility only in the limit of small concentration, where $B \rightarrow B_0$.

The lattice gas description should be consistent with the kinetic description. So, we also consider particles moving in a continuous space and interacting with a statistical potential (9) which corresponds to the Bose-Einstein distribution. The mobility obtained from molecular dynamics simulations, Fig. 4, is in qualitative agreement with the prediction of the interpolation algorithm.

ACKNOWLEDGMENTS

The authors acknowledge discussions with H. Martín which were useful for the development of these ideas. This work was partially supported by Consejo Nacional de Investigaciones Científicas y Técnicas (CONICET, Argentina, PIP 112 201501 00021 CO). This work used computational resources from CCAD – Universidad Nacional de Córdoba [21], in particular the Mendieta Cluster, which is part of SNCAD – MinCyT, República Argentina.

APPENDIX

In this appendix, the expressions (21) and (22) for the mobility for Glauber and Metropolis algorithms are derived.

Using (18) for the energy change, the transition probabilities for the Glauber algorithm are

$$W_{i,i+1} = 2P \frac{n_{i+1} + 1}{n_i e^{-\beta F a} + n_{i+1} + 1}, \quad (28)$$

$$W_{i+1,i} = 2P \frac{n_i + 1}{n_{i+1} e^{\beta F a} + n_i + 1}. \quad (29)$$

Replacing these expressions in the current $J = \langle \mathcal{J} \rangle$, with

$$\mathcal{J} = n_i W_{i,i+1} - n_{i+1} W_{i+1,i}, \quad (30)$$

and making approximations for $\beta F a \ll 1$, we have

$$\frac{J}{2P} = \left\langle \frac{n_i - n_{i+1}}{n_i + n_{i+1} + 1} \right\rangle + \left\langle \frac{\beta F a (n_i^2 (n_{i+1} + 1) + n_{i+1}^2 (n_i + 1))}{(n_i + n_{i+1} + 1)^2} \right\rangle. \quad (31)$$

The first term of the right side cancels due to the symmetry of the homogeneous stationary state. Knowing that $B = J a / (F \bar{n})$ and that $B_0 = \beta P a^2$, we have

$$\frac{B^G}{B_0} = \frac{J}{\bar{n} P \beta F a} = \frac{2}{\bar{n}} \left\langle \frac{n_i^2 (n_{i+1} + 1) + n_{i+1}^2 (n_i + 1)}{(n_i + n_{i+1} + 1)^2} \right\rangle. \quad (32)$$

The probability of having n_i particles knowing that the average value is \bar{n} , for the Bose-Einstein distribution, is given by

$$p_{\text{BE}}(n_i) = \frac{\bar{n}^{n_i}}{(\bar{n} + 1)^{n_i + 1}}; \quad (33)$$

see for example [12, p. 152]. Using this probability, we obtain Eq. (21) for the mobility in the Glauber algorithm. Actually, a correction of order $\beta F a$ should be added to $p_{\text{BE}}(n_i)$ to use the probability which corresponds to the stationary non-equilibrium state, since Eq. (33) holds in equilibrium. But this correction cancels when only terms up to order $\beta F a$ are kept in the equation for the current.

A similar process is applied to obtain the mobility for the Metropolis algorithm. Replacing the expression (18) for ΔE in the Metropolis transition probabilities, we have

$$\frac{\mathcal{J}}{P} = n_i \min \left(1, \frac{n_{i+1} + 1}{n_i} e^{\beta F a} \right) - n_{i+1} \min \left(1, \frac{n_i + 1}{n_{i+1}} e^{-\beta F a} \right). \quad (34)$$

Assuming that $\beta F a \ll 1$ and considering all possible combinations of n_i and n_{i+1} , we get

$$\frac{\mathcal{J}}{P} = \begin{cases} (n_i + 1) \beta F a - 1 & \text{if } n_{i+1} \geq n_i + 1 \\ 0 & \text{if } n_{i+1} = n_i \\ 1 & \text{if } n_{i+1} = n_i - 1 \\ 1 + (n_{i+1} + 1) \beta F a & \text{if } n_{i+1} \leq n_i - 2 \end{cases}. \quad (35)$$

The average of this expression can be written as

$$\begin{aligned} \frac{J}{P} &= \sum_{n_i=2}^{\infty} \sum_{n_{i+1}=0}^{n_i-2} [1 + (n_{i+1} + 1) \beta F a] p_{\text{BE}}(n_{i+1}) p_{\text{BE}}(n_i) \\ &+ \sum_{n_i=1}^{\infty} p_{\text{BE}}(n_i - 1) p_{\text{BE}}(n_i) \\ &+ \sum_{n_i=0}^{\infty} \sum_{n_{i+1}=n_i+1}^{\infty} [(n_i + 1) \beta F a - 1] p_{\text{BE}}(n_{i+1}) p_{\text{BE}}(n_i). \end{aligned} \quad (36)$$

These sums can be simplified. Replacing $p_{\text{BE}}(n_i) = q^{n_i} / (\bar{n} + 1)$ with $q = \bar{n} / (\bar{n} + 1)$, and using a symbolic

manipulator such as Maxima[22], we obtain

$$\begin{aligned} \frac{J}{P} &= \frac{q\beta Fa}{(1-q)^2(1-q)(1+q)(1+\bar{n})^2} \\ &= \frac{\bar{n}(1+\bar{n})}{1+2\bar{n}}\beta Fa. \end{aligned} \quad (37)$$

Using the relationship between current and mobility, $B = Ja/(F\bar{n})$, Eq. (22) is immediately obtained.

Finally, the calculation of the mobility for the interpolation algorithm is simpler. We have the transition

probabilities in (25), and the mean current is

$$\begin{aligned} J &= P\langle n_i(1+n_{i+1})e^{\beta Fa/2} - n_{i+1}(1+n_i)e^{-\beta Fa/2} \rangle \\ &\simeq P\langle n_i n_{i+1} \beta Fa + n_i(1+\beta Fa/2) - n_{i+1}(1-\beta Fa/2) \rangle \\ &= P\beta Fa\bar{n}(1+\bar{n}), \end{aligned} \quad (38)$$

where it was considered that $\langle n_i \rangle = \langle n_{i+1} \rangle = \bar{n}$ and that fluctuations in different cells are independent, so $\langle n_i n_{i+1} \rangle = \bar{n}^2$. From this equation for J , the result for the mobility (26) is obtained.

-
- [1] A. B. Bortz, M. H. Kalos, and J. L. Lebowitz, “A new algorithm for Monte Carlo simulation of Ising spin systems,” *J. Comp. Phys.* **17**, 10 (1975).
 - [2] K. A. Fichtorn and W. H. Weinberg, “Theoretical foundations of dynamical Monte Carlo simulations,” *J. Chem. Phys.* **95**, 1090 (1991).
 - [3] A. F. Voter, “Introduction to the kinetic monte carlo method,” in *Radiation Effects in Solids*, edited by K. E. Sickafus and E. A. Kotomin (Springer, 2005).
 - [4] A. P. J. Jansen, *An Introduction to Kinetic Monte Carlo Simulations of Surface Reactions* (Springer, Berlin, Heidelberg, 2012).
 - [5] K. Binder, “Applications of Monte Carlo methods to statistical physics,” *Rep. Prog. Phys.* **60**, 487 (1997).
 - [6] K. Binder and D. W. Heermann, *Monte Carlo Simulation in Statistical Physics* (Springer, Berlin, Heidelberg, 2010).
 - [7] G. Suárez, M. Hoyuelos, and H. Martín, “Mean-field approach for diffusion of interacting particles,” *Phys. Rev. E* **92**, 062118 (2015).
 - [8] M. Di Pietro Martínez and M. Hoyuelos, “Mean-field approach to diffusion with interaction: Darken equation and numerical validation,” *Phys. Rev. E* **98**, 022121 (2018).
 - [9] M. Di Pietro Martínez and M. Hoyuelos, “From diffusion experiments to mean-field theory simulations and back,” *J. Stat. Mech.: Theory Exp.* **2019**, 113201 (2019).
 - [10] I. Vattulainen, J. Merikoski, T. Ala-Nissila, and S. C. Ying, “Adatom dynamics and diffusion in a model of O/W(110),” *Phys. Rev. B* **57**, 1896 (1998).
 - [11] M. Di Pietro Martínez and M. Hoyuelos, “Diffusion in binary mixtures: an analysis of the dependence on the thermodynamic factor,” *Phys. Rev. E* **100**, 022112 (2019).
 - [12] R. K. Pathria and P. D. Beale, *Statistical Mechanics*, 3rd ed. (Elsevier, 2011).
 - [13] M. Kardar, *Statistical Physics of Particles* (Cambridge University Press, Cambridge, 2007).
 - [14] R. J. Glauber, “Time-dependent statistics of the Ising model,” *J. Math. Phys.* **4**, 294 (1963).
 - [15] W. K. Hastings, “Monte Carlo sampling methods using Markov chains and their applications,” *Biometrika* **57**, 97 (1970).
 - [16] R. Kubo, M. Toda, and N. Hashitsume, *Statistical Physics II*, 2nd ed. (Springer, 1998).
 - [17] L. E. Reichl, *A Modern Course in Statistical Physics*, 2nd ed. (Wiley, 1998).
 - [18] D. A. McQuarrie, *Statistical Mechanics* (University Science Books, Sausalito, 2000).
 - [19] Steve Plimpton, *Fast parallel algorithms for short-range molecular dynamics*, Tech. Rep. (Sandia National Labs., Albuquerque, NM (United States), 1993).
 - [20] M. Hoyuelos, “Non-vortex self-diffusivity applied to hard sphere and Lennard-Jones systems,” (2020), arXiv:1908.11150.
 - [21] CCAD – UNC: <http://ccad.unc.edu.ar/>.
 - [22] <http://maxima.sourceforge.net/>.