

The concept of velocity in the history of Brownian motion

From physics to mathematics and vice versa

Arthur Genthon^{1,*}

¹Gulliver, ESPCI Paris, PSL University, CNRS, 75005 Paris, France

*arthur.genthon@hotmail.fr

Brownian motion is a complex object shared by different communities: first observed by the botanist Robert Brown in 1827, then theorised by physicists in the 1900s, and eventually modelled by mathematicians from the 1920s. Consequently, it is now ambiguously referring to the natural phenomenon but also to the theories accounting for it. There is no published work telling its entire history from its discovery until today, but rather partial histories either from 1827 to Perrin's experiments in the late 1900s, from a physicist's point of view; or from the 1920s from a mathematician's point of view. In this article, we tackle a period straddling the two 'half-histories' just mentioned, in order to highlight its continuity, to question the relationship between physics and mathematics, and to remove the ambiguities mentioned above. We study the works of Einstein, Smoluchowski, Langevin, Wiener, Ornstein and Uhlenbeck from 1905 to 1934 as well as experimental results, through the concept of Brownian velocity. We show how Brownian motion became a research topic for the mathematician Wiener in the 1920s, why his model was an idealization of physical reality, what Ornstein and Uhlenbeck added to Einstein's results and how Wiener, Ornstein and Uhlenbeck developed in parallel contradictory theories concerning Brownian velocity.

1. Introduction

Brownian motion is in the first place a natural phenomenon, observed by the Scottish botanist Robert Brown in 1827. It consists of the tiny but endless and random motion of small particles, from pollen grains, at the surface of a liquid. It was naturally an interest for botanists until Brown and some physicists brought it into the field of physics. The latter built the first quantitative theories to account for this motion, that culminated with Albert Einstein, Marian von Smoluchowski and Paul Langevin in the 1900s. In the 1920s, Brownian motion knew a second domain shift to mathematics with Norbert Wiener's early works, while continuing to be studied by physicists. From that moment on, Brownian motion was an object of interest shared by different communities, referring to both the natural phenomenon and the physical and mathematical models associated with it, themselves significantly different. This polysemy is responsible for some confusions between model and reality, and between models themselves, for which we wish to make some clarifications in this article. Brownian motion is a highly remarkable object due to its transdisciplinary, which allows us to address the relationship between scientific disciplines

and more particularly between physics and mathematics; and also because of its long history¹, which had an important role in the atomic hypothesis debate and which gave birth to the field of stochastic processes, at the boundary between theoretical physics and mathematics.

Although Brownian motion is well documented in the literature, its history is often split into parts that prevent us to appreciate its continuity and especially the dialogue between disciplines. We can easily find some excellent reviews of Brownian motion from a physical point of view², that start in 1827 and usually end around 1910, when physicists succeeded in building satisfactory theories, which were in addition confirmed by Jean Perrin's experiments.

After the 1910s, the 'second-half' of the Brownian motion history started with ground-breaking progress made by Norbert Wiener from the 1920s and with the numerous enhancements to the existing physical theories made by Leonard Salomon Ornstein from the late 1910s onward, and later joined by George Eugene Uhlenbeck. This second history is hardly-ever told, or is written in difficult mathematical language³. In any case, the continuity between the two half-histories is almost never dealt with. As a result of this assessment, the goals of this article are the following.

We wish to study the exchanges at the boundary between physics and mathematics through the example of Brownian motion. We try to understand how an object of interest for physicists could become a research topic for a young visionary mathematician, what the mathematical developments could offer to physics and how mathematicians and physicists dialogued when working on the same subject at the same time. Many aspects of Brownian motion can be studied, so we chose in this article to focus on one property of Brownian motion that is relevant both in physics and in mathematics, as well as in their connection: velocity. Indeed, the velocity of Brownian particles was one of the most difficult concept to agree on for experimenters and theorists in the 1900s, and its understanding was one of Wiener's motivations when he read Perrin's account on irregular trajectories. Velocity is also at the heart of Ornstein's work, it appears then to be a perfect common theme to our study. This work is also the occasion to explain some simple results from Wiener's theory to physicists, which are difficult to read in original form though useful to understand the birth of the field of stochastic processes.

We start by giving a short review of Brownian motion history from 1827 to 1905, to set important landmarks and describe the context in which Einstein published his first article. Secondly, we sum up the history from 1905 to 1910, which includes the theories proposed by Einstein, Smoluchowski and Langevin, the experiments carried out by Theodor Svedberg, Max Seddig, Victor Henri and Perrin and the debates between the two communities. These elements clearly set, we have all the required background knowledge to study in detail in a third part Wiener's work from 1921 to 1930, in a fourth part Ornstein's and Uhlenbeck's works from 1917 to 1930 (with a glimpse at the 1945 article), and to finally compare these theories. We restrict ourselves to the study of texts published, translated or commented in English or French.

2. Historical background

Since Brown's article in 1827, physicists got interested in Brownian motion, and some sparse progress was made between 1827 and 1905, when the first of Einstein's articles on the subject was published. We aim to give a quick review⁴ of this time period to offer the reader useful clues for the understanding of later works.

¹Even if the history of Brownian motion is often started with Brown's discoveries in 1827, it can even be traced to the first century as mentioned in a poem by Lucretius, discussed by Louis Georges Gouy (Gouy, 1915).

²See (Nye, 1972; Brush, 1976; Maiocchi, 1990) and (Duplantier, 2007) which is a reviewed and extended version of the original paper (Duplantier, 2006)

³See (Kahane, 1998).

⁴For in-depth studies on this period, one can read (Brush, 1976; Maiocchi, 1990; Duplantier, 2007).

Brown was not the first to observe Brownian motion, but he was the first to repeat the experiment of observing a strange, irregular and endless motion for various suspended particles, including inorganic ones⁵. Doing this, he put an end to the vitalist theories relying on the hypothetical vital force animating living particles, and thus explaining the motion. From that moment on, he aimed at eliminating some physical explanations to this movement, such as the evaporation-induced fluid flows, or the interaction between suspended particles, with success.

Between Brown and Einstein, few discoveries were made, mainly because experiments were incomplete and too qualitative, thus leading to diverging interpretations. The authors neither agreed on the origin of the motion nor on the experiments themselves. Concerning the origin of the motion, Christian Wiener, Louis Georges Gouy, Père Julien Thirion, Ignace Carbonnelle and others invoked the kinetic theory of gas, introduced by Maxwell and Boltzmann, which we call the atomic hypothesis; while other claimed that the motion was caused by various phenomena like lightning or electricity. Those last fanciful theories were refuted, at least qualitatively, during the twentieth century. Concerning the facts, for most physicists the motion was truly random, whereas it was a deterministic oscillatory movement for Carbonnelle and Svedberg for example. The influences of different parameters were also called into question, since for Gouy and the Exner family, temperature increased the motion but for Thirion and Carbonnelle the opposite was true⁶.

In spite of this lack of agreement, we sum up the main results obtained during this period, to ease the future reading of Einstein's article. During the 30 years that followed Brown's article there was no sign of explanation, it was not until the 1860s that we see emerge the first attempts, including the atomic hypothesis.

In 1863, Christian Wiener published his results on Brownian motion. He was one of the first to propose a version of the atomic hypothesis (Nelson, 1967). It was however a primitive version of atomism, formulated in terms of an ether and prior to Maxwell's version (Brush, 1976).

In 1867, Siegmund Exner published his observations in which he indicated that the intensity of movement seemed to increase with the liquid's temperature and also when the liquid's viscosity decreased. (Pohl, 2006).

In 1879, Karl Wilhelm von Nägeli proposed a counter argument to the atomic hypothesis. He was a botanist who had the advantage of being familiar with the kinetic theory of gases and knowing the orders of magnitude of masses and speeds. He developed a theory of displacements of small particles of dust in the air and calculated that given the mass ratio between a gas molecule and a dust particle, the speed communicated by the collision between the two would be much too weak to explain the velocities observed experimentally.

In 1888, Gouy published an article in which he recognized that uncoordinated collisions would not be enough to account for the motion of suspended particles, and thus a correlation would be needed on a space of about one micron. He was not the first one to make this observation, but being a physicist and speaking their language, he had more impact and hence was often wrongly presented as the discoverer of the origin of Brownian motion. Gouy's major contribution was to point out a theoretical difficulty with the atomic hypothesis: it seemed to violate the second principle of thermodynamics, as the thermal energy from molecular agitation was converted into mechanical work that moved the suspended particles.

In 1900, Felix Exner, Siegmund Exner's son, was the first one to carry quantitative and repeated measurements to study the influence of the particle's size and of the temperature on the velocity of suspended particles. He measured that the intensity of movement increased as the size of the suspended particles decreased. Whereas the kinetic theory predicted a proportional

⁵In fact, Brown himself cited a 1819 work on this point, by Bywater from Liverpool, as related in (Duplantier, 2007), but denied the construction of his experiment.

⁶On this point, Perrin later showed that the influence of the temperature had never been truly measured since viscosity also depends on temperature, therefore experimenters rather measured the influence of viscosity.

relation between the mean square velocity and the temperature, Felix Exner obtained an affine relation, intersecting the axis at $T = -20^\circ\text{C}$. He himself had no opinion on his result, he did not see it as an argument in favour of a theory or another (Maiocchi, 1990).

In 1902, Richard Adolf Zsigmondy invented the ultramicroscope, which allowed much more precise measurements of Brownian movement in colloids. He won the Nobel Prize in Chemistry in 1925 for his invention and the work that followed.

Several factors were invoked to explain this lack of strong result during the nineteenth century, including the lack of interest of physicists for this phenomenon. Yet the revival of the kinetic theory of gases and James Clerk Maxwell's and Ludwig Boltzmann's ground-breaking works in the years 1860-1890 boosted the researches on the links between microscopic theory and heat. The lack of suitable mathematical tools was also highlighted for the first observations, since they occurred before or shortly after the 1860s, in which statistical methods from the kinetic theory of gases became available⁷. That said, according to Roberto Maiocchi, it is important not to take the lack of mathematical tools as solely responsible for the difficulties. As highlighted before, the set of experimental data was quite fuzzy so physicists were far from the ideal case where a strong set of cross-confirmed experimental data was only waiting to be accounted for by a theory. As we shall see, Einstein's theory on Brownian motion did not emerge from the knowledge of the experiments conducted in the nineteenth century, and more importantly, it concerns a quantity (displacement) that had never been measured during this period.

3. Brownian motion as a physical concept

After nearly 80 years without a satisfactory theory for Brownian motion, Einstein, Smoluchowski and Langevin published their works over a period of only four years, between 1905 and 1908. All three theories rely on the atomic hypothesis, that is to say they explained the displacements of suspended particles by the collisions with the particles composing the liquid. At that time, the atomic hypothesis was not yet accepted by the whole community and those theories along with Perrin's experiments played a major role in its acceptance.

Einstein published a series of five articles on Brownian motion between 1905 and 1908, gathered in (Einstein, 1926). We decided to study the first one (Einstein, 1905), which contains all the ingredients of his theory and which is one of the reference article on the subject; and the fourth one in which he tackled the issue of the experimental measurement of the velocity of Brownian particles. The other three are not particularly relevant for our study.

Smoluchowski started to work on Brownian movement before Einstein but he did not publish his results before 1906 (Smoluchowski, 1906), as he was waiting for more experimental evidence and was finally pushed by Einstein's publication. He continued to work and publish on Brownian movement until his death in 1917.

Langevin wrote only one article on Brownian motion, in 1908 in the *Comptes rendus de l'académie des sciences* (Langevin, 1908).

Their articles have been much discussed in the literature⁸ so we do not attempt to give a full rendition of their ideas but rather to highlight the main reasonings and the main results, because they are the starting point of Wiener's, Ornstein's and Uhlenbeck's works, as we shall see in the following sections.

⁷Despite the link between the kinetic theory of gases and Brownian motion, it is striking to note that neither Maxwell nor Rudolf Clausius published on Brownian motion. Boltzmann was aware of some of the Brownian motion experiments, which he mentioned in a letter to Ernst Zermelo in 1896 (Darrigol, 2018), but he never tackled this issue, whereas it could have been a great test for his theory.

⁸see Brush, 1976; Duplantier, 2007; Maiocchi, 1990; Nelson, 1967; Nye, 1972; Piasecki, 2007 for detailed analysis.

We propose to analyse each theory through three questions: (i) what are their physical ingredients? (ii) how do they introduce stochasticity into the equations? and (iii) what are their hypotheses concerning velocity?

We then look at the reception of these theories in the experimenters' world, through the works by Svedberg, Seddig, Henri and Perrin and the corresponding answers from Einstein, Smoluchowski and Langevin; because it offers some insights on the thorny understanding of Brownian velocity.

3.1. The first quantitative theories

3.1.1. Albert Einstein - 1905

In his 1905 article, Einstein obtained two major results: the relation between the diffusion coefficient and the properties of the medium; and the correspondence between Brownian motion and diffusion. Interestingly enough, it was not directly an article about Brownian motion since he declared that he did not know if the phenomenon he studied was what experimenters called Brownian motion, but it could be. His aim was clearly not to account for experimental results but rather to propose a test for the validity of the kinetic theory of gases. If the kinetic theory of gases was true then microscopic bodies in suspension in a liquid should be in movement, and this motion should be observable with a microscope. On the other hand, such behaviour was forbidden by classic thermodynamics which predicted an equilibrium, thus putting the two theories in conflict. He then defined a measurable quantity which can weigh in favour of a theory or the other: the mean of the squares of displacements.

Einstein's invention of the physical theory of Brownian motion was discussed in detail in (Renn, 2005). In particular, Jürgen Renn analysed how Einstein combined his ideas coming from his 1901-1902 work on solution theory and his 1902-1904 work on the statistical interpretation of heat radiations, to come up with the idea that the atomic hypothesis could be tested by observing fluctuations from particles in solution.

Einstein's reasoning was built in three steps. In the first step, he related the diffusion coefficient to the properties of the medium, in a second step he derived the diffusion equation from a series of hypotheses on the particle's motion, and lastly he combined the two results.

Let us analyze the physical ingredients used in the first step, without going into details. Einstein used two physical ingredients from different validity domains, which was one of his master ideas. The first one is Stokes' law, which describes the force \vec{F} that undergoes a spherical body of radius a when in movement at constant velocity \vec{v} in a fluid of viscosity μ : $\vec{F} = -6\pi\mu a\vec{v}$. The second one is van 't Hoff law, similar to ideal gas law, which relates the pressure increase Π , called osmotic pressure and due to the addition of dilute particles in a solution; and the concentration n of those dilute particles: $\Pi = nRT/N_A$, where N_A is Avogadro constant, T the temperature and R the gas constant. Even if Einstein's theory was based on the atomic hypothesis and thus on the collisions between particles, it was not directly an ingredient he took into account in his calculations.

First, Einstein considered the equilibrium between two force densities: the gradient of osmotic pressure, and an external force density (in this case the viscous force described to Stokes' law): $nF - \partial\Pi/\partial x = 0$. Second, at equilibrium two processes act in opposite directions: a movement of the suspended particles under the influence of the force F , and a diffusion process considered as a result of the thermal agitation. This can be written by canceling the number of particles that cross a unit area per unit time due to both processes: $nF/6\pi\mu a - D\partial n/\partial x = 0$. By combining the two equilibrium relations with the definition of F and Π , Einstein obtained the first⁹ and

⁹An Australian physicist named William Sutherland, derived a very similar equation in 1904, before Einstein. His equation was $D = \frac{RT}{N_A} \frac{1}{6\pi\mu a} \frac{1+3\mu/\beta a}{1+2\mu/\beta a}$, where β came from a generalized Stokes' law, and should be taken

simplest form of the fluctuation-dissipation theorem, written as

$$D = \frac{RT}{N_A} \frac{1}{6\pi\mu a}, \quad (3.1)$$

of which we can read the full derivation in (Duplantier, 2007) (extended version of the original article (Duplantier, 2006)).

In a second phase, he examined ‘the irregular movement of particles suspended in a liquid and the relation of this to diffusion’. To introduce the irregularity in his equations, he used probability distributions, in the fashion of the kinetic theory of gases. Particles are localised by their positions x in one dimension. They undergo displacements Δ over a time τ . Displacements are random and distributed according to a probability law ϕ_τ , normalised as $\int_{-\infty}^{+\infty} \phi_\tau(\Delta) d\Delta = 1$. Einstein called $f(x, t)$ the number of particles having a position between x and $x + dx$ at time t . f is normalised at any moment t as $\int_{-\infty}^{+\infty} f(x, t) dx = N$, where N is the total number of particles. Einstein next made a series of hypotheses:

- (i) Displacements of each particles are independent of that of others,
- (ii) We work at a timescale τ smaller than the observation time, but large enough for the displacements of a particle to be independent on two consecutive intervals of length τ ,
- (iii) The function ϕ_τ is non-null only for small values of Δ , in other words only small displacements are allowed over a time τ ,
- (iv) The space is isotropic, thus there is no privileged direction, and the probability distribution for displacements is even: $\phi_\tau(\Delta) = \phi_\tau(-\Delta)$.

As we will see in a moment, future theories did not necessarily accept these theories. Einstein nevertheless judged them natural and used them to write the relation between the distribution f at time $t + \tau$ and that at time t as follows

$$f(x, t + \tau) = \int_{-\infty}^{+\infty} f(x + \Delta, t) \phi_\tau(\Delta) d\Delta. \quad (3.2)$$

Using hypotheses (ii) and (iii), he expanded the left-hand side at first order in τ and the right-hand side at second order in Δ , thus obtaining

$$\frac{\partial f}{\partial t} = \frac{\partial^2 f}{\partial x^2} \cdot \frac{1}{\tau} \int_{-\infty}^{+\infty} \frac{\Delta^2}{2} \phi_\tau(\Delta) d\Delta, \quad (3.3)$$

in which he recognised a diffusion equation with the diffusion coefficient:

$$D = \frac{1}{\tau} \int_{-\infty}^{+\infty} \frac{\Delta^2}{2} \phi_\tau(\Delta) d\Delta. \quad (3.4)$$

Lastly, the distribution f obeys a diffusion equation¹⁰, which reads

$$\frac{\partial f}{\partial t} = D \frac{\partial^2 f}{\partial x^2}. \quad (3.5)$$

infinite to compare to Einstein’s result. He presented his derivation in January 1904 in an Australian congress and published his result in the beginning of the year 1905 in the proceedings of the congress and then in March 1905 in *Philosophical Magazine*, two months before Einstein’s article. He was however completely forgotten for Einstein’s benefit. To explain this historical curiosity, several hypotheses have been emitted like a misprint in his first article of 1905, Sutherland’s weak influence in Europe or the chemistry-rooted style he used. For more details, see (Duplantier, 2007; Home, 2005).

¹⁰Einstein was not the first to establish the link between a random process and the diffusion equation. In fact Louis Bachelier, working under the direction of Henri Poincaré, published a memoir in 1900 (Bachelier, 1900) in which he found the diffusion equation for options prices in market economy. His contribution to Brownian motion is studied in Dimand, 1993.

This equation had already been established by Adolf Fick, in the continuity of Joseph Fourier work's on heat conduction and of Georg Ohm's work on electricity conduction. The solution to this equation is

$$f(x, t) = \frac{N}{\sqrt{4\pi Dt}} \exp\left(-\frac{x^2}{4Dt}\right). \quad (3.6)$$

Einstein noticed that thanks to the independence described by his hypothesis (i), he could choose the starting point of each particle as the origin of the associated coordinate system, rather than a common one. Thus $f(x, t)$ becomes the number of particles having undergone a displacement x between time 0 and time t . The probability distribution for the displacements is naturally f/N .

Einstein computed the second moment of this distribution, which is the mean of the squares of displacements (because the distribution is even), as

$$\lambda_x^2 = \langle x^2 \rangle = 2Dt. \quad (3.7)$$

In the last phase, Einstein combined the results of the two first parts to obtain

$$\lambda_x = \sqrt{\frac{RT}{N_A} \frac{1}{3\pi\mu a}} \sqrt{t}. \quad (3.8)$$

This is probably the most famous result on Brownian motion, and Einstein presented it as a physically measurable quantity, that could be the test-quantity we talked about in the introduction of the article. From this perspective, he computed the numerical value $\lambda_x = 0.8 \mu\text{m}$, with standard values for the parameters and for one second of time.

Einstein later proposed other approaches and gave other proofs for this relation. In particular, in his second paper on the subject (Einstein, 1906), in which he was convinced at that time that the phenomenon he described and Brownian motion were the same thing, he gave a more theoretical and general approach. He proposed in this paper a theory that accounted not only for translational Brownian motion but also for rotational Brownian motion, and highlighted the fundamental role of Boltzmann's distribution for Brownian motion.

Einstein developed a third derivation of this relation in a lecture given in Zurich in 1910, entitled 'On Boltzmann's Principle and Some Immediate Consequences Thereof'. This lecture has been translated in English and published in (Einstein, 2006). Einstein discussed the concept of irreversibility in physics through the statistical interpretation of the second law of thermodynamics, and Boltzmann's statistical entropy formula $S = k_B \log W$. He considered, as an example for his reasoning, the case of a particle in a fluid, subjected to gravitation, and computed its height distribution using Boltzmann's entropy formula. By simply assuming the stationarity of this distribution he computed the mean square height and found quite elegantly eq. (3.8).

We note that Einstein only worked in displacements space and did not refer at all to the velocity of particles. Neither did he speak of the true length of a particle trajectory, but rather of the displacement which is the difference between two positions at different times. This confirms what has been said in section 2: Einstein introduced the suitable quantity to describe Brownian motion, which had not been not discussed by experimenters in the nineteenth century. This was a point of conflict with later experimenters as we will discuss in a moment.

Before closing this section, let us take a few lines to analyse the introduction of the timescale τ from a critical point of view. It is defined between the microscopic timescale τ_{corr} for which there are correlations between displacements, and the macroscopic timescale τ_{macro} which is the characteristic time of variation for observable quantities, such as $f(x, t)$. Thus, τ cannot be

taken to be 0, however there are two steps in Einstein's calculation which implicitly suppose a $\tau \rightarrow 0$ limit: first, when doing the expansion in powers of τ ; second, in the identification of the diffusion coefficient with the integral term in eq. (3.4). Indeed, D should not depend on an arbitrary timescale (besides, Einstein did not write D_τ), whereas the right-hand side explicitly depends on τ . The only escape from this contradiction is that in the $\tau \rightarrow 0$ limit, the right-hand side becomes independent of τ . How to satisfy both conditions? This is discussed in details in (Ryskin, 1997) and the answer is that the limit is not formally reached, but people still write $\tau \rightarrow 0$ in the sense of $\tau \ll \tau_{macro}$. The supposition of the existence of τ and the lack of mathematical rigour in the treatment of its limit are clearly the weak points of Einstein's article. On this particular point Ornstein and Uhlenbeck sharpened Einstein's theory as we shall see in section 5, and Wiener diverged from the physical reality, as we will examine in section 4.2.3.

3.1.2. Marian von Smoluchowski - 1906

Smoluchowski published his article in 1906, pushed by the first two articles published by Einstein in 1905 and 1906. Einstein's and Smoluchowski's articles are very different in style.

Firstly, Smoluchowski knew in details all experimental works carried on Brownian motion before 1906, he gave a clear account of them at the beginning of his article, and he constructed his theory in order to account for these observations; whereas Einstein was not sure that the problem he dealt with really was Brownian motion. Secondly, Smoluchowski's calculations were directly based on the collisions between particles, which was better in his opinion because it offered an intuitive understanding of the microscopic mechanism, even though both theories gave the same results. Thirdly, he introduced stochasticity by the mean of average quantities from the beginning of his article, while Einstein's computation dealing with distributions was more general. Lastly, he examined more cases than Einstein did, by considering the case where the particle dimension is small compared to the free mean path of the solution's particles.

Smoluchowski must also be credited for the counter-argument by which he debunked Nageli's criticism of the atomic hypothesis, evoked in section 2, and which had remained unanswered until 1906. His idea was that, even if the velocity communicated to a suspended particle by a collision is tiny (around $2 \times 10^{-6} \text{ mm s}^{-1}$), as pointed out by Nageli, one must not deduce that collisions are unable to move suspended particles at the measured velocities, if they act together. Indeed, even though the average position is null, due to space isotropy, the mean of the deviation (a positive quantity) from the initial position is non-null, and evolves as the square root of the number n of collisions¹¹. Thus, if n is large enough, most collisions cancel but \sqrt{n} collisions contribute to a displacement in one direction. According to him, there are 10^{20} collisions per second in a liquid which makes 10^{10} collisions contributing to the displacement. Taking Nageli's value for the velocity communicated by one collision, then 10^{10} collisions give the particle a velocity 10^3 cm s^{-1} . This value is false as well, due to voluntary omissions. Indeed, according to Smoluchowski, the absolute value of the change in velocity depends on the absolute value of the velocity before the collision, and is therefore different for each collision; and the probability of a collision that slows down the movement is greater than the probability of a collision that speeds it up. However, this was a victory against Nageli's argument. This was only a qualitative answer for Smoluchowski who continued with a quantitative argument. The true value of the velocity is given by the equipartition of energy (eq. (3.9)), and should therefore be $v = 0.4 \text{ cm s}^{-1}$, which is still not in agreement with the experimental values. Nevertheless, for Smoluchowski, this was the good value. Indeed, it is impossible to follow experimentally the true trajectory of a particle that undergoes 10^{20} collisions per second. Observed trajectories are averaged trajectories for which the length of the path is greatly underestimated. His value should be the good one between two collisions, which is not a measurable timescale.

¹¹See (Duplantier, 2007) for the complete derivation.

Smoluchowski's model was a random walk in which the suspended particle travelled on a straight line at constant velocity between two collisions. For the sake of simplicity, he considered that particles always travelled at their average velocity given by the principle of equipartition of energy, which may be written

$$\langle v \rangle \sqrt{m} = \langle v' \rangle \sqrt{m'}, \quad (3.9)$$

where v and m are as usual the velocity and the mass of the Brownian particle and v' and m' are the velocity and the mass of the medium particles. Since Smoluchowski worked along way with average quantities, we stop writing brackets from now on. Moreover, he considered that Brownian particles were weakly deviated at each collision, by a constant small angle $\varepsilon = 3v/4v'$.

If we note λ the mean free path of medium particles, and a the Brownian particle radius, there are two cases: (i) $a < \lambda$ and (ii) $a > \lambda$. The second case is the most common one, experimented in the lab and described by Einstein, where suspended particles are significantly bigger than solution particles.

Let us look at case (i) first. Smoluchowski considered the simple case where the particle travels exactly the distance l between each collision. Thus, the velocity of the particle, the distance it travelled between two collisions and the angle by which it is deviated when a collision occurs are constant; the only random parameter is the direction of the particle after a collision, for which Smoluchowski takes a uniform probability on the cone of angle ε . By writing $\Lambda_n = OP_n$, the end-to-end distance travelled between the starting point and the n -th collision, Smoluchowski aims to express $\sqrt{\langle \Lambda_n^2 \rangle}$ as a function of the problem parameters. After some calculations, which can be found in (Duplantier, 2007), he demonstrates¹² that

$$\sqrt{\langle \Lambda_n^2 \rangle} = \frac{8}{3} v' \sqrt{\frac{t}{n^*}}, \quad (3.10)$$

where n^* is the number of collisions per second, defined by $n = t \cdot n^*$. The case (ii) is more difficult and gives a very similar result, so we choose not to analyse it, but rather to look at the comparison between the above result and Einstein's formula eq. (3.8).

Smoluchowski sought a relation between the friction coefficient S and the parameters m and n^* , in order to compare his result to Einstein's one. According to him, usual methods gave $S = 2m'n^*/3$, which allowed him to replace n^* in eq. (3.10). He also used Stokes' law $S = 6\pi\mu a$ to substitute S and finally obtained

$$\sqrt{\langle \Lambda_n^2 \rangle} = \frac{8}{9} \sqrt{\frac{m'v'^2}{\pi\mu a}} \sqrt{t}. \quad (3.11)$$

Although Smoluchowski did not do that, we can use the equipartition of energy to replace $m'v'^2$ by $k_B T$, for the one-dimensional case, in the above equation, giving

$$\sqrt{\langle x^2 \rangle} = \sqrt{\frac{64}{27}} \sqrt{\frac{k_B T}{3\pi\mu a}} \sqrt{t}, \quad (3.12)$$

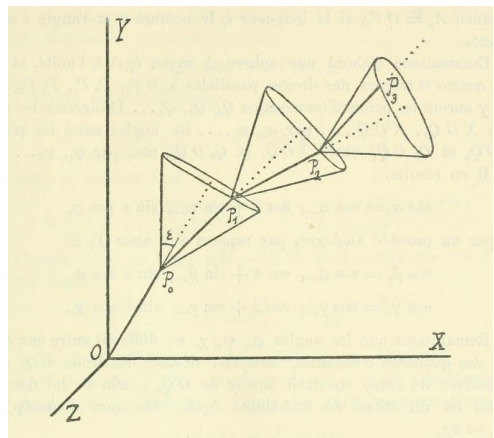


Figure 1: Example of trajectory where P_i are the collision points and ε is the deviation angle. From (Smoluchowski, 1906).

¹²In fact, there is a mistake in his calculations. Instead of the numerical factor $8/3$, he found $4\sqrt{2}/3$, but for the sake of clarity we choose to give the correct result.

which is Einstein's formula eq. (3.8) with an additional factor¹³ $\sqrt{64/27}$. This small difference is not surprising given all the approximations Smoluchowski made.

Unlike Einstein, Smoluchowski wanted to compare his result with already existing data. He took for comparison Felix Exner's values, which he quoted in the introduction of his article, $v = 3.3 \times 10^{-4} \text{ cm s}^{-1}$. According to eq. (3.11) with similar parameters to that of Exner, he got $\sqrt{\langle x^2 \rangle}/t = 1.3 \times 10^{-4} \text{ cm s}^{-1}$. To compensate for this difference he introduced a rather mysterious coefficient $\pi\sqrt{10}/4$ by which Exner's result must be divided. The $\pi/4$ factor was a geometric correction to account for the fact that velocities were measured in a plane while the movement is three dimensional, but the $\sqrt{10}$ factor is much more unjustified. By dividing Exner's value by this coefficient, he obtained $v = 1.33 \times 10^{-4} \text{ cm s}^{-1}$, which was in agreement with his value.

At the end of his article, Smoluchowski obtained a relation between the diffusion coefficient D and the parameters of the problem, by combining a qualitative reasoning on the mean free path and a result from his previous article on mean free path, which read

$$D = \frac{16}{243} \frac{m'v'^2}{\mu\pi a}. \quad (3.13)$$

This result is directly comparable to Einstein's in eq. (3.1), though still differing by a factor $64/27$.

We saw that just as Einstein, Smoluchowski used the concept of displacement Λ_n .

3.1.3. Paul Langevin - 1908

In addition to his numerous personal contributions to physics, Paul Langevin is known to have read, understood and diffused Einstein's ideas on relativity and Brownian motion in France. He published his only article on the subject in 1908 in the *Comptes rendus hebdomadaires de l'académie des sciences* in full knowledge of Einstein's and Smoluchowski's articles.

Langevin's derivation is so short and powerful, and radically different in the way he introduced randomness in the equations, that even if it has already been discussed in the literature, it is worth being given in details.

Langevin started with the announcement of the exact correspondence between Einstein's and Smoluchowski's results, which differed until now by a factor $\sqrt{64/27}$, if one applies some corrections to Smoluchowski's derivation, even though he did not say which corrections.

Langevin introduced randomness in a new way. Einstein (and also Smoluchowski in later articles we did not discuss) worked on probability distributions to establish partial differential equations. His equations were deterministic, in the sense that they admit an exact solution, but the unknowns of his equations were the distributions, which are of probabilistic nature. On the contrary, Langevin used a probabilistic equation, which includes a stochastic noise and therefore cannot be solved directly, but governs a deterministic variable: the velocity¹⁴. This equation, now known as Langevin equation, is

$$m \frac{d^2x}{dt^2} = -6\pi\mu a \frac{dx}{dt} + X. \quad (3.14)$$

¹³The additional factor was mentioned by Smoluchowski himself in his article, but with the value $\sqrt{32/27}$ due to the error of a factor $\sqrt{2}$ already discussed.

¹⁴Both ways of introducing the stochastic aspect of a problem in the equations are the pillars of the stochastic processes, as a branch of mathematics and theoretical physics. We still talk about Langevin equation (or stochastic equation) to refer to the case where a random variable appears in a partial differential equation, and about Fokker-Planck equation when the unknowns of the deterministic partial differential equation are probability distributions. Fokker-Planck equation is of the same family as the one first used by Einstein and Smoluchowski, but was named after Adrian Fokker who worked with Max Planck on his thesis in 1913. His formula contains a convection term which makes it more general than the one applied to Brownian motion which only contains diffusion.

This is Newton's second law, applied to a particle subjected to a viscous frictional force governed by Stokes's law, and a stochastic force X .

Langevin justified this additional force by explaining that the viscous friction force only describes the average effect of the resistance of the medium, which is in reality fluctuating because of the irregularity of the collisions with the surrounding molecules. The stochastic force X then accounts for the fluctuations around this average value. The two forces are therefore due to the same phenomenon: the collisions with medium particles, but one is averaged, deterministic and is in the opposite direction of the drift velocity, while the other is fluctuating, stochastic and has no privileged direction. Moreover, the value of X is such that it maintains the particle's movement, which would stop otherwise because of the dissipative force.

Because of X , this equation cannot be solved exactly, so Langevin multiplied it by x to obtain

$$\frac{m}{2} \frac{d^2 x^2}{dt^2} - m \left(\frac{dx}{dt} \right)^2 = -3\pi\mu a \frac{dx^2}{dt} + xX. \quad (3.15)$$

He took the mean of the above equation over a large number of particles, making the term $\langle xX \rangle$ vanish because of the irregularity of the collisions¹⁵ described by X . He also replaced the term $m\langle(dx/dt)^2\rangle$ by RT/N_A using the equipartition of energy. Thus, he obtained a deterministic equation governing the newly-defined variable $z = d\langle x^2 \rangle/dt$, written as

$$\frac{m}{2} \frac{dz}{dt} + 3\pi\mu a z = \frac{RT}{N_A}. \quad (3.16)$$

This equation is similar to Einstein's type of equation discussed earlier since it is a deterministic equation governing a random variable, with is in this case not a probability distribution but the time derivative of one of its moments.

The solution is given by

$$z(t) = \frac{RT}{N_A} \frac{1}{3\pi\mu a} + C \exp\left(-\frac{6\pi\mu a}{m}t\right), \quad (3.17)$$

where C is a constant of integration. The second term in the right-hand side decreases exponentially with a characteristic time

$$\theta = \frac{m}{6\pi\mu a}, \quad (3.18)$$

and then becomes negligible when time t is around θ , whose value is approximately given by 10^{-8} s. This value is much smaller than measurable intervals so experimenters are always in the case where the first term in the right-hand side prevails.

Finally, he replaced z by its definition and integrated once to obtain the exact same result as Einstein's eq. (3.8). Even though his final result was a relation governing $\langle x^2 \rangle$ and not including velocity, the latter was thought to exist and to be well defined since it was used in the very first equation, which was a fundamental difference with Einstein's and Smoluchowski's theories.

3.2. Experimental difficulties: From Svedberg to Perrin

Since Svedberg's and Seddig's articles have not been translated into English, the following mainly comes from (Kerker, 1976) for Svedberg and from (Maiocchi, 1990) for Seddig.

Perrin's work has been deeply documented, and is often the logical following step in Brownian motion histories, after Langevin's theory. Therefore there is not much we can add to the existing literature, but we can instead describe preceding works by Svedberg, Seddig and Henri,

¹⁵Langevin wrote 'The mean value of Xx is obviously null due to the irregularity of complementary actions X '.

This physical intuition has been discussed and criticised in (Naqvi, 2005).

since they are much less studied and because they are relevant to our understanding of the concept of Brownian velocity. Indeed, Svedberg's and Seddig's articles are characteristic of the misunderstandings on the notion of displacement introduced by Einstein and Smoluchowski.

Theodor Svedberg was a Swedish physicist who studied Brownian motion thanks to Zsigmondy's ultramicroscope invented in 1902, which he built himself with the help of Zsigmondy's plans. He published his results in 1906 in (Svedberg, 1906a), when at that time he had no idea of Einstein's or Smoluchowski's works. In the same way as Einstein's article was not an attempt to account for previously existing data, Svedberg's measurements were not an attempt to test the theories. He then held two false ideas, first that he was able to measure the true velocities of suspended particles, and second that Brownian motion was oscillatory. The second mistake probably came from his lecture of Zsigmondy's work, who himself described Brownian motion as oscillatory, sometimes with an additional linear movement when the suspended particles were small enough. It appears that Svedberg thought that the oscillatory movement was the true Brownian motion and that the second one was an artefact that should be eliminated by setting proper experimental conditions. His goal was to determine the period and the magnitude of this oscillation and to deduce the true velocity of particles. To reach his goal, he designed a quite ingenuous experiment in which particles were carried by a flowing liquid in a particular direction at constant velocity. He then described their movement around their equilibrium position through a sinusoid. He collected his results in his 1906 article and tested the influence of the viscosity and of the particle size on the magnitude of the oscillations. According to his data, the velocity stayed quite stable at the value $v = 0.03 \text{ cm s}^{-1}$. even when varying the viscosity and the particle size.

Svedberg later discovered Einstein's 1905 article but did not understand it and tried to connect his misconceptions on Brownian motion to Einstein's results in a second paper (Svedberg, 1906b). He replaced, in Einstein's eq. (3.8), $\sqrt{\langle \lambda_x^2 \rangle}$ by four times the amplitude of his supposed sinusoid, whereas the first quantity is stochastic and the second one is deterministic; and replaced time t by the period of the oscillations, whereas the first one is non-specified and the second one is a property of the motion. These two confusions show the misunderstanding of Einstein's work in the experimental world in the first years. Svedberg then checked his data against the new formula and the results differed by a factor 6 or 7, which he judged tolerable.

It is striking that in spite of this accumulation of mistakes, which Einstein, Langevin and Perrin soon remarked on, Svedberg continued to trust his theory all his life and was even awarded the chemistry Nobel prize in 1926, the same year Perrin received the physics Nobel prize, both for their contributions to Einstein's theory. Let us look at how physicists reacted to Svedberg's experiments.

Perrin was the most severe regarding Svedberg's theory and several signs of his criticism can be found in work. Here is a sample:

Until 1908, there had not been published any verification or attempt that gave a clue about Einstein's and Smoluchowski's remarks. [Then in footnote] Svedberg's first work on Brownian motion is no exception [Svedberg, 1906a; Svedberg, 1906b]. Indeed:

1. The lengths given as displacements are 6 to 7 times too high, which, supposing they are correctly defined, would be no progress, especially on the discussion due to Smoluchowski;
2. Much more gravely, Svedberg thought that Brownian motion became *oscillatory* for ultramicroscopic particles. It is the *wavelength* (?) of this motion which he measured and used as Einstein's displacement. It is obviously impossible to test a theory taking as a starting point a phenomenon which, supposed exact, *would be in contradiction with this theory*. I add that, at no scale Brownian motion shows an oscillatory behaviour.

(Perrin, 1913, p. 178-179)

The most mysterious reaction was surely that of Smoluchowski. When Smoluchowski's 1906 article arrived in Uppsala, where Svedberg worked, the latter had already published his second 1906 article, in which he compared his results to Einstein's formula. However, due to the

numerical error in Smoluchowski's article, discussed in section 3.1.2, Svedberg's result were closer to Smoluchowski's predictions than to that of Einstein. He thus wrote a letter to Smoluchowski to show him his results, to which the latter replied enthusiastically. From that moment on, the two physicists started a correspondence, as documented in (Średniawa, 1992). Thanks to the help of Smoluchowski who suggested some small modifications, Svedberg published another article in 1907, in which his results were only 3 to 4 times too large compared to theoretical values, against 6 to 7 times in his 1906 article. Their scientific collaboration spanned the period from 1907 to 1914, including works on Brownian motion as well as on density fluctuations. Up until 1916, Smoluchowski cited Svedberg's articles on Brownian motion, even after Perrin's results published in 1908.

In his only article, Langevin briefly criticised Svedberg's results for two reasons. First, his values differed by a factor 1/4 from the theory, thus most likely speaking of his 1907 article. Second, he claimed that Svedberg did not measure the good quantity, which is $\langle x^2 \rangle$.

Einstein's answer is surely the most interesting for us because it offers some insights into why the experimental measure of Brownian velocity is in fact not possible. He published in 1907 his fourth article on Brownian motion (Einstein, 1907), which opened with a reference to Svedberg's works, of which he wished to clarify some theoretical points for experimentalists. He started from the equipartition of energy, written as $m\langle v^2 \rangle = 3RT/N_A$ and used Svedberg's values for temperature and particles mass to compute the square root of the mean squared velocity as

$$\sqrt{\langle v^2 \rangle} = 8.6 \text{ cm s}^{-1}. \quad (3.19)$$

He then questioned the possibility to observe such a gigantic velocity. He used a simple reasoning to show that it is in fact not possible. If one takes the simplified model in which the particle is only submitted to the frictional force, the equation governing the evolution of its velocity is then $mdv/dt = -6\pi\mu av$ and the velocity decreases exponentially. Einstein computed the time θ after which the velocity is only 10% of its initial value, as

$$\theta = \frac{m \ln(10)}{6\pi\mu a}, \quad (3.20)$$

which for Svedberg's parameters takes the value

$$\theta = 3.3 \times 10^{-7} \text{ s}. \quad (3.21)$$

This timescale is clearly not accessible experimentally, therefore it is not possible to observe the value of velocity given by eq. (3.19). Moreover, Einstein considered a simplified case but in reality one has to take collisions into account, which makes the measure even more impossible. Indeed, for the mean velocity to be maintained at equilibrium according to the equipartition of energy, the velocity decrease due to viscosity must be balanced by collisions which transfer impulses to the particles. Since collisions are extremely frequent, the particle movement is altered even during the short timescale θ , which makes it impossible to define a velocity¹⁶.

At the end of his article, Einstein gave a more theoretical argument to explain that velocity is not a suitable quantity to describe Brownian motion. Using his eq. (3.8), he defined a quantity which had the meaning of the average velocity of a particle during a time t , expressed as

$$\frac{\lambda_x}{t} \propto \frac{1}{\sqrt{t}}, \quad (3.22)$$

¹⁶Einstein did not do it, but we can picture the number of collisions in question with the help of Smoluchowski's value given in (Smoluchowski, 1906). According to the latter, there are 10^{20} collisions per second in a liquid, so during the time θ for which the particle loses 90% of its velocity, the particle undergoes 3.3×10^{13} collisions. It is therefore impossible to assign neither a value nor a direction to the velocity of the particle at this timescale.

This average velocity is proportional to the inverse of the square root of the experiment duration t , and thus does not reach any limiting value as t decreases¹⁷, while remaining larger than θ . Thus, the value of this mean-velocity-like quantity has no meaning since it depends on the observation time, and therefore all velocities that are measured experimentally, since they are mean velocities by nature because of the experimental incapacity to follow the true path, are doomed to be dependent on the measurement time.

Seddig's case is more subtle since his misconceptions are less obvious. He knew Einstein's works when he published in 1907 and 1908 his articles, in which he seemed to check the relation $\lambda_x \propto \sqrt{T/\mu}$, when varying T with t constant. Once again, Perrin later said that it was difficult to draw conclusions from these experiments, because the viscosity μ also depends on the temperature. We must wait 1911 for Seddig to add details to his experiments from 1907 and 1908. From these new details it appears that he misunderstood λ_x for the actual length travelled by particles during a time t and not the displacement. To measure the length of the path, he tried to take long exposure pictures but this was too complex since the light required for the picture brought energy to the liquid and then distorted the results. For the sake of his experiment, he was therefore forced to send only two very close flash lights and to measure the distance travelled in straight line during these two flash, which was in fact the good reading of the quantity λ_x although he was unaware of it. He tried to find a way to recover the true length of the path, which he thought to be the true meaning of λ_x , from the displacement, but never succeeded, leading to the publication of his results which are in agreement with theory.

Perrin's name is associated with the experimental verification of Einstein's results, but in fact he was interested in statistical physics questions, close to Brownian motion, even before reading Einstein's articles. For example, as early as 1906, he gave a lecture in which he discussed the link between the second law of thermodynamics and the atomic hypothesis, leading to the subject of Brownian motion (Brush, 1976). He ended up proposing a protocol invented in order to violate the second principle¹⁸.

In 1906, Perrin published an article unrelated to Brownian motion, in which he spoke for the first time of the interest for physics of mathematicians' functions without tangents (Brush, 1976). These functions are useful as an analogy for Perrin to describe the discontinuity of matter. Indeed, even if matter seems smooth and continuous it is in fact heterogeneous and discontinuous when looked through a microscope. This mathematical concept was later used again by Perrin to describe Brownian trajectories, which was a starting point of Wiener's work, as we shall see in section 4.1.

On May 11, 1908 Perrin published his first results on Brownian motion in the *Comptes rendus de l'académie des sciences* (Perrin, 1908a). At first sight, this article was very surprising because Perrin announced that he verified Einstein's theory, but there was no sign of Einstein's work in this article. Perrin rather tested the altitude distribution of particles suspended in a liquid,

¹⁷Einstein already mentioned this idea at the end of his 1906 article on Brownian motion (Einstein, 1906), in a section named 'On the limits of application of the formula for $\sqrt{\langle \Delta^2 \rangle}$ '. He defined the same quantity $\lambda_x/t \propto 1/\sqrt{t}$ diverging as $t \rightarrow 0$, which is physically impossible. Einstein explained it by the fact that an hypothesis he used when deriving his result is caught off guard when taking the limit $t \rightarrow 0$: the independence of collisions. Therefore, velocity values obtained by this calculation bear no meaning.

¹⁸His idea was to take advantage of osmotic pressure, which was also a fundamental ingredient of Einstein's theory, even though the two were unrelated, to recover the mechanical work performed by suspended particles localised in one half of the solution, onto a semi-permeable membrane that split the solution in two halves. This idea of proposing thought experiment to call into question the second principle dates back to Maxwell's demon, invented in a private letter he send to Peter Guthrie Tait in 1867 (Maxwell, 1867). It is interesting to note that Smoluchowski also actively worked on Maxwell's demon and its relation to Brownian motion (Smoluchowski, 1912). The common history of Maxwell's demon and Brownian motion was very rich and fruitful, but we cannot study it further because it would take us away too far from our subject.

for which he obtained an exponential distribution, and from which he stated the validity of Einstein's hypothesis. In 1909, Perrin admitted that when carrying the experiments he had no knowledge of Einstein's work, and what he called Einstein's hypothesis seems in fact to be the equipartition of energy. Since the equipartition of energy did not explicitly appear in Einstein's 1905 article, it is very likely that Perrin was only aware of Langevin's version of Brownian motion (published March 9, 1908), in which the equipartition of energy was highlighted.

On May 18, 1908, only one week after Perrin's article, Victor Henri, another French physicist working on Brownian motion at the same time but independently, published his account on the question (Henri, 1908a). Unlike Perrin, Henri knew Einstein's work, understood it and he proposed the first experimental test of eq. (3.8)¹⁹, which links the mean square of displacements to time and other parameters. He used a complex photographic set-up, working with two flash 0.05 seconds away, to test the formula. Unfortunately, he found that his results were 4 times larger than the ones predicted by the theory. This was a new failure for the atomic hypothesis, considering that this time the experiment and its interpretation were faultless. On July 6, 1908 he published another article (Henri, 1908b), which dealt a new blow to the theory. He found that the increase of the solution's acidity slowed down Brownian motion, whereas Brownian motion should only be impacted by one solution property: its viscosity, and viscosity was not changed by this small rise of acidity. No one ever detected errors or flaws in Henri's experiments, and thus no one could explain why his results were diverging from the theory. Perrin declared

The method was fully correct, and had the merit of being used for the first time. I do not know the cause that distorted the results. (Perrin, 1913, p.180, footnote 2)

Perrin later obtained good results using the same method.

On July 13, 1908 Jacques Duclaux took Svedberg's and Henri's experiments as an argument against the atomic hypothesis (Duclaux, 1908). He particularly criticized the use of Stokes' law outside its domain of validity. Indeed, Stokes' law is supposed to be used for larger particles, around the millimetre, and the solution is supposed to be continuous, while neither of the two hypotheses is satisfied. Perrin answered this criticism on September 7, 1908 by publishing his conclusive test of Stokes' law validity at the scale of Brownian particles (Perrin, 1908b). In reality, his reasoning was circular and was not a real proof, as demonstrated in detail in (Maiocchi, 1990). However, the mistake was not revealed soon and Perrin's article scored a point.

Eventually, Joseph Ulysses Chaudesaigues, who was working in Perrin's lab on Brownian motion experiments at that time, published on November 30, 1908 the article that put a stop to the debate on the theory's validity (Chaudesaigues, 1908). Perrin invented a protocol to prepare emulsions containing particles of the exact same size, which was a great advantage since it greatly reduced the uncertainty due to the particle size. Thanks to this particular method, they successfully tested eq. (3.8) and also checked that the influence on the mean square of displacements of the particle size, the liquid viscosity, and the experiment duration were those predicted by Einstein's formula. Perrin's numerous experiments on Brownian motion from 1908 to 1913 are gathered in his 1913 best-selling *Les Atomes*.

4. Norbert Wiener's theory of Brownian motion

By the end of the 1910s, the physicists' Brownian movement reached a satisfactory stage of theorization since the theories proposed by Einstein, Smoluchowski and Langevin were experimentally confirmed by Perrin. In addition, the atomic hypothesis gained a lot of ground and convinced some energetists until then doubtful. Many physicists then turned to the application of these theories to the determination of fundamental quantities such as Avogadro number and the elementary charge or molecular sizes. Although some theoretical physicists continued to

¹⁹Indeed, Seddig tested it in 1907, but as we saw he misunderstood the quantity λ_x , whereas Henri did not.

investigate the theory of Brownian motion, as we will see in the section 5, the next major results were obtained by mathematicians.

From the 1920s, Norbert Wiener focused on the question of Brownian motion and was the first to propose a rigorous and comprehensive mathematical model. From this moment, the Brownian movement became an object of interest to some mathematicians. Just as it had passed from the hands of biologists to physicists in the nineteenth century, it was now in the hands of mathematicians.

Norbert Wiener was the pioneer in this field and remained for ten years alone to be interested in a mathematization of Brownian motion. He was then joined by many mathematicians, such as Raymond Paley and Antoni Zygmund with whom he collaborated from the 1930s, Andrei Kolmogorov, Joseph Leo Doob or Paul Lévy to name only a few.

In this section we present the reasons that led Wiener to propose a mathematical model for Brownian motion, until now a topic for physicists. Then we enunciate the most important and simple ideas of his theory, in the most accessible way possible to the non-mathematician, in order to understand its differences with the prior physical models. Wiener's work is difficult to read because of its technical nature but also because he often changed notations from one article to another, without necessarily referring to those of previous articles. We try here to present the continuity of his work over the articles.

As in the previous section, we examine the question of the velocity of Brownian particles, which in this case results in the study of differentiability properties of the curves formed by Brownian trajectories. For this purpose, we study seven of Wiener's articles, published between 1920 and 1933.

4.1. Norbert Wiener's motivations

What were the reasons for Norbert Wiener, a young 25 years old mathematician, to publish his first article on Brownian motion in 1921, when it was not yet a subject for mathematicians? Perrin's description of Brownian trajectories by mathematicians' functions without tangent is often presented as the starting point of Wiener's interest in the question.

Indeed, Wiener spoke of Perrin's description of Brownian trajectories in his autobiography *I am a mathematician - the later life of a prodigy* as follows

Here the literature was very scant, but it did include a telling comment by the French physicist Perrin in his book *Les Atomes*, where he said in effect that the very irregular curves followed by the particles in the Brownian motion led one to think of the supposed continuous non-differentiable curves of the mathematicians. He called the motion continuous because the particles never jump over a gap and non-differentiable because at no time do they seem to have a well-defined direction of movement. (Wiener, 1956, p.38-39)

Pesi Masani, Norbert Wiener's biographer, author of *Norbert Wiener 1894 - 1964*, discussed Wiener's reading of Perrin's *Les Atomes*, and referred in particular to the following quote

Those who hear of curves without tangents or of functions without derivatives often think at first that Nature presents no such complications nor even suggests them. The contrary, however, is true and the logic of the mathematicians has kept them nearer to reality than the practical representations employed by physicist (Perrin, 1913, p.25-26, Masani, 1990, p.79)

which was 'music to Wiener's ears'. In his 1923 article, Wiener quoted Perrin, as translated by Frederick Soddy in 1910

One realizes from such examples how near the mathematicians are to the truth in refusing, by a logical instinct, to admit the pretended geometrical demonstrations, which are regarded as experimental evidence for the existence of a tangent at each point of a curve. (Perrin, 1909, p.81, Wiener, 1923, p.133)

It is clear then that the mathematical hypothesis expressed by Perrin played a role in the birth of Wiener's interest in Brownian motion, but was this the only reason? To answer this question,

it is necessary to briefly study Wiener's biography, his connection, his mathematical interests and the publications preceding that of 1921.

The following biographical elements are taken from Wiener's biographies (Wiener, 1956; Masani, 1990).

Norbert Wiener was a mathematician born in 1894 in the United States. He entered Tufts University in Boston at only 12 to study mathematics and biology, obtained his A.B. degree in mathematics, and then entered Harvard Graduate School for Zoology in 1909. Unwilling to continue in this branch, he was transferred to Harvard Graduate School for Philosophy in 1911, where he studied philosophy and mathematics. In 1913, just 18 years old, he obtained his PhD in mathematical logic and went to study logic, philosophy and mathematics in Cambridge (England) with Bertrand Russell, thanks to a Harvard post-doctoral fellowship.

During his stay in Cambridge in 1913-1914, Russell advised him to open up to disciplines other than pure logic and mathematics foundations, and Russell mentioned the interface between mathematics and physics. Wiener followed his advice and read Rutherford's work on electron theory, Niels Bohr's atomic theory, Einstein's and Smoluchowski's works on Brownian motion, and Perrin's *Les Atomes*. It is interesting to note that neither Wiener nor Masani mentions reading Langevin's article, which may explain why all of Wiener's work was based on the Einstein-Smoluchowski approach; while Ornstein, Uhlenbeck and Doob took Langevin's formalism with stochastic noise as a starting point, as we shall see in section 5.

In Cambridge, Wiener was also attending mathematics lectures by Godfrey Harold Hardy, who would be the most influential teacher for the young Wiener. He discovered with Hardy other aspects of mathematics and especially Lebesgue integration, named after Henri-Léon Lebesgue. Russell's lessons also introduced him to Einstein's theory of relativity. His interest in the interface between mathematics and the physical sciences arose at this time from his reading and from the influence of his two professors Russell and Hardy. However, Wiener did not decide to work on mathematical physics before 1921. What happened between 1914 and 1921 that led Wiener to study Brownian motion?

The period 1913-1919 was very scattered since he worked and studied successively in Göttingen, Columbia, MIT and Harvard and saw his activity disturbed by the World War I. During these years, he focused on the foundations of mathematics and their structure, he then studied algebra, postulates systems and philosophy.

In 1919 he obtained a professorship at MIT, where he met Henry Bayard Philips, who 'more than anyone else' introduced him to the physical aspect of mathematics with Willard Gibbs' work on statistical mechanics, which was a key element of his understanding of the role of statistics in physics.

Also in 1919, he inherited analytical mathematics books after the death of the mathematician Gabriel Marcus Green of Harvard, at that time his sister's husband. He began to read the fundamental works on analysis, which he had until now left aside, with a particular interest for Lebesgue's and Maurice Fréchet's works, the latter whom he later met at the 1920 Strasbourg congress.

His interest in probabilities came from another meeting, with Isaac Albert Barnett in 1919. Wiener said he asked him a mathematical subject to study and Barnett suggested to him the field of probabilities where random events were not points but curves. Indeed, at this time probability theory dealt only with discrete problems based on random variables, and there was no continuous probability theory, based on measure theory from mathematical analysis. According to Wiener, 'The world of curves has a richer texture than the world of points. It has been left for the twentieth century to penetrate into this full richness.' (Wiener, 1956, p.36).

Wiener thus spent a year trying to apply the Lebesgue integral to intervals whose points are themselves curves but it was too difficult. However, Wiener knew mathematician Percy John Daniell's work, who had formulated a new theory of integration in 1918. He then wrote an

article in 1920 (Wiener, 1920) to propose developments on Daniell's theory in the direction of the integration on function spaces. This work was purely mathematical and had no direct link with Brownian movement but in 1920, Wiener read Geoffrey Taylor's work on turbulence and saw a perfect subject to apply the ideas developed in his 1920 article. In fact, turbulence theory was based on average quantities depending on the whole movement. This attempt was a failure because the problem of turbulence was too tough to be solved so early, but Wiener knew another subject, distantly related to the problem of turbulence: Brownian motion.

Here I had a situation in which particles describe not only curves but statistical assemblages of curves. It was an ideal proving ground for my ideas concerning Lebesgue integral in a space of curves, and it had the abundantly physical texture of the work of Gibbs. It was to this field that I had decided to apply the work that I had already done along the lines of integration theory. (Wiener, 1956, p.38)

Wiener published an article in 1921 (Wiener, 1921a), in which he applied the ideas of his 1920 article to Brownian movement, as he wanted to do for turbulence. This was his first proper article on Brownian movement, written in 1921 when he did not yet know the incredible richness of its mathematical structure.

4.2. Norbert Wiener's pioneer work

In 1921, Wiener published his first article on Brownian movement, and since that date this topic remained a thread of his entire mathematical career. Norbert Wiener is now recognized as an immense twentieth century mathematician, for his contributions to the theorization of Brownian motion, the invention of Wiener's measure, his contributions to Gibbs' statistical mechanics and quantum physics, but especially his invention of cybernetics. In all his works, the style of mathematical reasoning developed during the study of Brownian motion from the 1920s is recognizable.

Wiener's work on Brownian movement was centred on problems of different nature from those of the physicists mentioned earlier. Wiener said in his biography

The Brownian motion was nothing new as an object of study by physicists. There were fundamental papers by Einstein and Smoluchowski that covered it, but whereas these papers concerned what was happening to any given particle at a specific time, or the long-time statistics of many particles, they did not concern themselves with the mathematical properties of the curve followed by a single particle. (Wiener, 1956, p.38)

The study of these trajectories and the functions of these trajectories was what guided Wiener's study of Brownian motion.

We focus here on his work on Brownian motion, published between 1920 and 1933, which we divide into three periods, for each of which he developed a different model of Brownian motion.

The first period extended mainly between 1920 and 1922, during which Wiener developed his ideas on functional (i.e. functions depending on other functions and not points) averages, following Daniell's work. He developed an axiomatic theory of integration, not based on measure theory. We have already mentioned two articles written during this period in the section on Wiener's motivations (Wiener, 1920; Wiener, 1921a), but there were two other articles (Wiener, 1921b; Wiener, 1922), published in 1921 and in 1922. The first one was extremely little quoted in the secondary literature (with the exception of (Doob, 1966), which did not however analyse the article in detail). This article, however, was in the logical continuity of the two previous ones because it was based explicitly on their results and, unlike the other two, it was much closer to physics and rich in lessons on Wiener's Brownian movement. The second one was the culmination of Wiener's ideas on axiomatic integration where he developed a model that would later be taken up and improved in his 1930 article (Wiener, 1930), which we analyse in the third sub-section.

The second period began in 1923 with the publication of *Differential Space* (Wiener, 1923), the article often cited as the one in which Wiener founded his theory of Brownian motion. He developed a different approach from that used until now, based on measure theory. Indeed, it was in this article that Wiener defined what mathematicians today call the Wiener measure. It was also in this article that Wiener gave the first argument for the non-differentiability of Brownian trajectories by defining a coefficient of non-differentiability.

Lastly, Wiener returned to the question of Brownian motion in 1930, in his memoir (Wiener, 1930) on harmonic analysis. Based on the approach developed in the article (Wiener, 1922), he constructed a third model of Brownian motion, based on the Lebesgue measure. In order to do this, he established a mapping between the set of continuous functions and the interval $[0, 1]$, which made it possible to map a trajectory with a number $\alpha \in [0, 1]$. This correspondence was used in his 1933 article (Paley et al., 1933), resulting from the fruitful collaboration with Paley and Zygmund during the years 1932 and 1933, where they gave the final proof of the non-differentiability of mathematical Brownian trajectories.

It is through these three periods that we perceive the mathematical edifice constructed by Wiener, up to the result on the non-differentiability of Brownian trajectories, directly answering Perrin's famous hypothesis.

4.2.1. Mathematical context

To fully understand what is at stake in Wiener's articles, it is important to make a naive and very quick point on the state of the art of integration in 1920.

In the second half of the nineteenth century, the first rigorous theory of integration had been developed by Bernhard Riemann. This theory was fundamental but had limits, which we do not expose here but which pushed mathematicians to seek another approach to integration. Thus, in 1902, Lebesgue proposed his version of integration, which made it possible to integrate functions on more complex spaces than the intervals of \mathbb{R}^N , as for example sets of discrete points. We write his integral $\int f d\mu$ where μ is the Lebesgue measure that gives a weight to each subset of the integration space. There is no general expression for this measure, but it is the simplest one in the sense that on simple spaces it corresponds to the intuitive notion of measure. For example, the Lebesgue measure of a segment is its length, the Lebesgue measure of a surface is its area, and so on. These two versions do not directly allow integration on sets of functions. Moreover, both are measure-based theories, that is, based on the measure dx or $d\mu$ which weighs each element of integration.

In order to generalize the notion of integration to infinite-dimensional spaces, Percy John Daniell proposed in 1918 an axiomatic theory of integration, not based on measure theory. He defined an abstract object I , which satisfied some axioms so that $I(f)$ represented the integral of the function f , and coincided with the prior definitions of the integral under certain conditions.

Like the previous constructions (Riemann, Lebesgue), Daniell first defined his integral on a very small set T_0 of functions, then showed how to extend the definition to a much larger set T_1 , in the same way Riemann first defined his integral on step-functions before defining it on the set of piecewise continuous functions using his step-functions.

In the series of articles we examine in the following section, Wiener took up the ideas of Daniell's integration theory, to explicitly compute functional averages over function spaces. Let us then expose the premises of Daniell's theory, which is important to study Wiener's way of thinking and to understand his major results.

Daniell defined two abstract objects (I, T_0) . T_0 is a space of simple functions on which the integration is simply defined, and I is the integration operator on T_0 . Thus Daniell's integral is

noted in all generality $I(f)$, $f \in T_0$. Functions in T_0 are required to have the following stability properties

$$\begin{cases} \forall (f_1, f_2) \in T_0^2, f_1 + f_2 \in T_0, \\ \forall f \in T_0, \forall c \in \mathbb{R}, cf \in T_0, \\ \forall f \in T_0, |f| \in T_0. \end{cases} \quad (4.1)$$

Similarly, to match the intuitive idea of integration, the I operator must satisfy the following axioms

$$\begin{cases} \forall (f_1, f_2) \in T_0^2, I(f_1 + f_2) = I(f_1) + I(f_2), \\ \forall f \in T_0, \forall c \in \mathbb{R}, I(cf) = cI(f), \\ f \geq 0 \Rightarrow I(f) \geq 0, \\ f_1 \geq f_2 \geq \dots \geq f_n \rightarrow 0 \Rightarrow \lim_{n \rightarrow \infty} I(f_n) = 0. \end{cases} \quad (4.2)$$

Daniell's major theorem is to extend the integrability of the functions of T_0 to a much larger class of functions T_1 , defined by the functions of T_0 .

Theorem 1 *Let there be an increasing sequence of functions f_n belonging to T_0 , such that there exists a function g greater than all the functions f_n , then the limit f of the sequence f_n is summable in the sense of Daniell, with*

$$I(f) = \lim_{n \rightarrow \infty} I(f_n). \quad (4.3)$$

The set T_1 is then defined as the set of functions f described in the theorem.

4.2.2. Axiomatic theory of integration on functions sets - 1920-1922

The 1920 article, as discussed in section 4.1, was unrelated to Brownian movement but exposed Wiener's progress on Daniell's integration. However, his ideas were used on the one hand in the following article (Wiener, 1921a) dealing with Brownian motion, and on the other hand in the article (Wiener, 1922).

Wiener noted that Daniell had established a method to go from T_0 to T_1 but left open how to build I and T_0 in the first place. Wiener proposed in this article to build these two objects and to apply them to the case of functionals. For this, he used a simple notion of step functions for T_0 . We present here his construction step by step.

Let K be a set, we call I_n a division of the set K depending on a parameter n , a division of K being defined as a finite set of subsets, also called intervals, which cover K at least once. The intervals of the division I_n are denoted $i_1(I_n), \dots, i_m(I_n)$. We no longer use the I notation for the Daniell integral, so there is no confusion with the divisions. We can also assign a weight w_{I_n} (denoted w_n if there is no ambiguity) to each interval of a division I_n , so that the interval $i_j(I_n)$ has the weight $w_n [i_j(I_n)]$. The division I_n is then said to be weighted by w . Finally, a sequence $\{I_n\}_{n \in \mathbb{N}}$ of divisions weighted by w is called a partition P_K of the set K if it satisfies the following properties

- (i) Each interval of I_{n+1} is included in an interval of I_n and only one,
- (ii) The weight $w_n [i_j(I_n)]$ of an interval $i_j(I_n)$ is the sum of the weights $w_{n+1} [i_l(I_{n+1})]$ of the intervals $i_l(I_{n+1})$ included in $i_j(I_n)$.

There is a third condition that does not contribute anything to understanding, which we do not give here for the sake of synthesis.

With these definitions, Wiener could then define his step functions. A function f defined on K is called a step function on P_K if there is a division I_n belonging to the partition P_K such that f is constant on each interval $i_j(I_n)$. Then Wiener defined the average $A_{P_K}(f)$ of a step function f on P_K intuitively as

$$A_{P_K}(f) = \frac{\sum_{j=1}^m w_n [i_j(I_n)] f(x_j)}{\sum_{j=1}^m w_n [i_j(I_n)]}, \quad (4.4)$$

where $x_j \in i_j(I_n)$.

Wiener then showed that his step functions satisfied the conditions of the set T_0 , given in eq. (4.1) by Daniell; and that his definition of the mean (eq. (4.4)) satisfied the axioms of the I operator, given in eq. (4.2). Using Daniell's theorem, Wiener proved that all bounded and uniformly continuous functions on P_K are summable in the sense of eq. (4.4). He thus had a construction of the mean of a function defined on any set K , potentially of infinite dimension.

To conclude his article, Wiener took some examples. By defining the I_n divisions in a simple way and taking a segment for K , his definition of the average gave back Lebesgue's one. More interestingly, when he took for K the set of continuous functions defined on the interval $[0, 1]$ and null in 0, which we note $C_0[0, 1]$ from now on, which are in addition bounded and Lipschitzian, then the functions defined on K were functionals by definition, and the application of the theorem gave that all continuous and bounded functional was summable in the sense of Wiener.

The foundations of his axiomatic theory were laid in this article and were developed in the following articles in which he gave more explicit definitions for the mean of a functional and in which he applied his theory to the study of Brownian motion.

The following article (Wiener, 1921b) was the first to explicitly deal with Brownian motion. Wiener noted at the bottom of the first page that the theory of functional average had already been addressed by René Gateaux but that his own version was more adapted to the case of Brownian movement than that of Gateaux. He began his article with a reference to Einstein's work, and recalled this result: if a particle is free to move on the x axis and is subjected to Brownian motion, and if we assume that the probability that it moves a certain value over a certain time interval is independent of

- (i) its starting point,
- (ii) its starting absolute time,
- (iii) its direction

then Einstein showed that the probability, that after a time t the particle reached the position x , written $f(t)$ by Wiener, between x_1 and x_2 , was under certain assumptions

$$P(x_1 \leq f(t) \leq x_2) = \frac{1}{\sqrt{\pi t}} \int_{x_1}^{x_2} \exp\left(-\frac{x^2}{t}\right) dx, \quad (4.5)$$

where Wiener voluntarily omitted to note the physical parameter $4D$, present in eq. (3.6), by setting it equal to 1. The assumptions in question were not explained by Wiener but it is clear that the one of the existence of a time scale τ on which the displacements are independent of previous displacements, was essential to the establishment of the Gaussian probability for Einstein. Wiener did not deal with the question of this time scale and used eq. (4.5) for all times, which made his object a simplified model of Brownian motion. In fact, he freed himself from the physical difficulties that appeared when the mean free path was approached, and constructed a mathematical model that made it possible to study Brownian motion by extending the range of validity of the Gaussian distribution. It is this model that he continued to use in his subsequent articles and which he described lucidly as follows

In the physical Brownian motion, it is of course true that the particle is not subject to an absolutely perpetual influence resulting from the collision of the molecules but that there are short intervals of time between one collision and the next. These, however, are far too short to be observed by any ordinary methods. It therefore becomes natural to idealize the Brownian motion as if the molecules were infinitesimal in size and the collisions continuously described. It was this idealized Brownian motion that I studied, and which I found to be an excellent surrogate for the cruder properties of the true Brownian motion. (Wiener, 1956, p.39)

Let us go back to the article of 1921. To meet the conditions of his previous article, Wiener restricted the parameter $t \in [0, 1]$. Thus the functions $f(t)$, describing Brownian trajectories fell within the framework of the second example given in the previous article, and he could compute the average of the continuous and bounded functions defined on this set K of functions $f(t)$. Wiener gave in this article a more explicit formula for the average of these functionals.

Let us recall that functionals are defined as functions of functions, i.e. functions which do not depend on a finite number of variables but of an entire function, which can be seen as an infinity of variables (i.e. $f \equiv \{f(t)\}_{t \in [0,1]}$). Physically, these functionals of trajectories can be any quantity that depends on the complete trajectory, such as the maximum value of the function, which represents the maximum distance the particle has moved away from its origin; or the length of the trajectory.

Wiener started with a simple case where the functional $F[f]$, which we note with brackets to differentiate it from a simple function, depended on f only for a finite number of values $f(t_1), \dots, f(t_n)$ in polynomial form: $F[f] = f(t_1)^{m_1} \dots f(t_n)^{m_n}$. In this case F was rigorously a function and not a functional, and the average of F was conventionally defined as the average of a function

$$A(F) = \frac{1}{\sqrt{\pi^n t_1(t_2-t_1)\dots(t_n-t_{n-1})}} \int_{-\infty}^{+\infty} dx_1 \dots \int_{-\infty}^{+\infty} dx_n x_1^{m_1} \dots x_n^{m_n} \exp \left[-\sum_{k=1}^n \frac{(x_k - x_{k-1})^2}{t_k - t_{k-1}} \right]. \quad (4.6)$$

These integrals are analytically computable. Let us turn now to the most general case of true functionals. Wiener defined a general functional $F[f]$ by the expression

$$F[f] = a_0 + \int_0^1 f(t) d\psi_1(t) + \dots + \int_0^1 \dots \int_0^1 f(t_1) \dots f(t_n) d\psi_n(t_1, \dots, t_n) + \dots \quad (4.7)$$

It was natural to require from the average operation to be stable by permutation with the sum of a series, by permutation with an integral, and by multiplication by a constant, which led Wiener to define the mean on this functional class as

$$A\{F\} = a_0 + \int_0^1 A(f(t)) d\psi_1(t) + \dots + \int_0^1 \dots \int_0^1 A(f(t_1) \dots f(t_n)) d\psi_n(t_1, \dots, t_n) + \dots, \quad (4.8)$$

where we take care to note $A\{\cdot\}$ the average of a functional, defined by this formula, and $A(\cdot)$ the classical average of a function. The right-hand side is computable using eq. (4.6) for the terms $A(f(t_1) \dots f(t_n))$. As soon as this series converges, we have a definition for the mean of a functional and a method relying on means of functions to compute it.

From here one can read Wiener's work following two paths: the article (Wiener, 1922)²⁰ followed the logic of the two articles that we just presented to refine the theory of the calculation

²⁰The date of this article is uncertain, because its heading specified 'Received February 27th, 1922.—Read March 9th, 1922.' and Wiener cited it in his 1930 article (Wiener, 1930) with the date 1922. However, this article is mentioned with the date 1924 in the literature, as for example in Masani, 1990. Furthermore, in this precise article Wiener cited his 1923 article *Differential Space*, whereas in *Differential Space* he mentioned a 'forthcoming paper in Proc. Lond. Math. Soc.' which is the 1922/24 article in question. It is then likely that both articles were written almost at the same time, during the year 1922, but were published in two different journals one year apart.

of functional average, and that of (Wiener, 1921b) deviated from this problem to work on a concrete case coming from Brownian movement. We choose to break the chronological order here to present the article (Wiener, 1922) first, because of its thematic filiation with the previous articles. The article (Wiener, 1921b) deserves a sub-section (section 4.2.3) for itself because it was the only article closely related to the physicists' Brownian movement and to experiments, and moreover it has hardly been discussed in the literature.

The purpose of this article was to specify the partition P_K used in the case of Brownian motion, which had not been done in the article (Wiener, 1921a), and to use this partition to express the average of a functional having for argument a function representing the trajectory of a Brownian particle.

Wiener chose once again the set $K = C_0[0, 1]$. Wiener remarked that the distribution given by eq. (4.5) made it possible to assign weights to certain groups of trajectories which all passed through the same intervals at certain given times. Indeed, he set n time values between 0 and 1: $0 \leq t_1 \leq \dots \leq t_n \leq 1$ and chose values x_{i1} and x_{i2} defining $[x_{i1}, x_{i2}]$ windows through which the function f had to pass at times t_i . Constraints on f were then expressed as

$$\left\{ \begin{array}{l} x_{11} \leq f(t_1) \leq x_{12}, \\ x_{21} \leq f(t_2) \leq x_{22}, \\ \dots, \\ x_{n1} \leq f(t_n) \leq x_{n2}. \end{array} \right. \quad (4.9)$$

The probability of observing a trajectory satisfying these constraints therefore was

$$\frac{1}{\sqrt{\pi^n t_1(t_2-t_1)\dots(t_n-t_{n-1})}} \int_{x_{11}}^{x_{12}} d\xi_1 \dots \int_{x_{n1}}^{x_{n2}} d\xi_n \exp \left[- \sum_{k=1}^n \frac{(\xi_k - \xi_{k-1})^2}{t_k - t_{k-1}} \right]. \quad (4.10)$$

Wiener called the set of trajectories that satisfied the constraints of eq. (4.9) an interval, and defined the weight of this interval as the probability given by eq. (4.10). We directly see the link with the construction of the article (Wiener, 1920), though Wiener let the reader make the link with the concepts defined in the 1920 article. We can recognize the following ones. The interval defined by eq. (4.9), is what was previously noted i , the probability of this interval is the weight $w(i)$, and n which represents the number of time points, that is to say the fineness of the $[0, 1]$ axis division, is the parameter n on which the I_n divisions previously defined depend.

To pursue the calculations, Wiener set explicit values for t_i , x_{i1} and x_{i2} , as follows

$$\left\{ \begin{array}{l} 1 \leq h \leq 2^n, \\ t_h = h/2^n, \\ x_{h1} = \tan(k_h \pi / 2^n), \\ x_{h2} = \tan((k_h + 1) \pi / 2^n), \end{array} \right. \quad (4.11)$$

where k_h was an integer between -2^{n-1} and $2^{n-1} - 1$.

Let us analyse these definitions. For a value of n , we regularly split the time interval $[0, 1]$ with 2^n time values t_h . The first time value is $t_1 = 1/2^n$ because the value of the function is set to 0 for $t = 0$. There are 2^n possible values for each k_h , so $k_h \pi / 2^n$ is ranging from $-\pi/2$ to $\pi/2$ and therefore x_{h1} and x_{h2} scan all $]-\infty, +\infty[$. A specific choice of the value of k_h for each

h corresponds to an interval $i(I_n)$. Since there are 2^n values of h and 2^n choices for k_h , there are therefore $(2^n)^{2^n}$ intervals in I_n . An example of trajectory is presented on fig. 2 on page 24 for the division I_3 . The curved line represents the Brownian trajectory, that is, a continuous function on $[0, 1]$ starting at 0 for $t = 0$. The horizontal dotted lines represent the possible values of the x_h and the vertical dotted lines represent the 8 possible values of t_h . The black vertical segments highlight the windows through which the function must pass at each time t_h . The choice of these windows is therefore an interval $i(I_3)$ among the 8^8 possible.

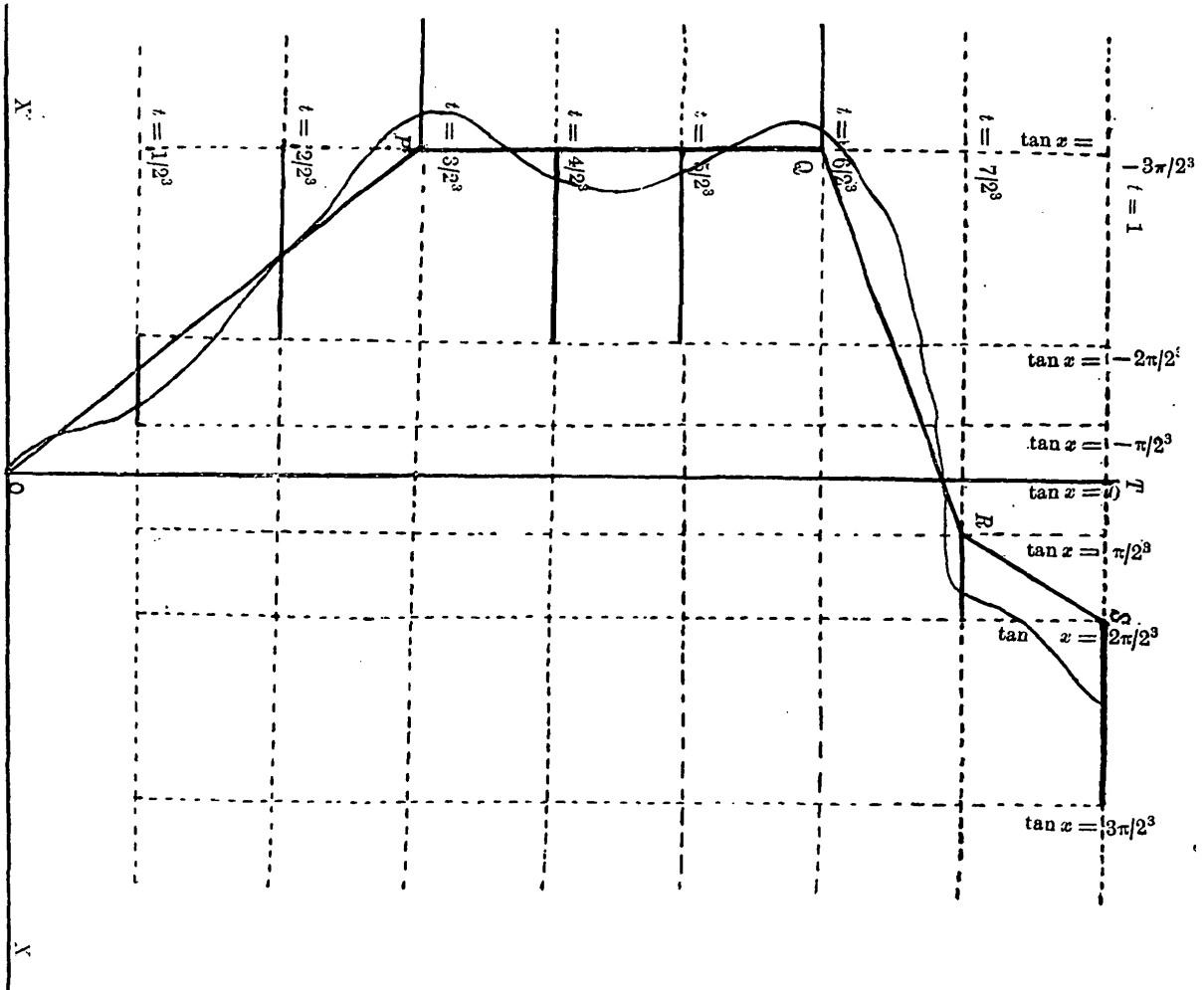


Figure 2: Example of a path going through the windows of a particular interval $i(I_3)$. The image has been rotated by 90° compared to the one in the original article.

It was relatively easy for Wiener to verify that this definition of the divisions I_n , as well as that of the weight function w defined by the eq. (4.10) satisfied the properties (i) and (ii) established in his 1920 article (Wiener, 1920).

Wiener thus established an explicit partition P_K on $K = C_0[0, 1]$, which would be used in the later article (Wiener, 1930) to redefine Brownian motion thanks to the Lebesgue integral. With the help of this partition, he could apply the results of the article (Wiener, 1920) to his set of functions.

Wiener followed the same construction: when in his 1920 article he built the step functions in order to define the mean and then used Daniell's theorem to extend this mean to uniformly continuous and bounded functions understood as limits of step functions series; in this article he defined the step functional in the same way and then extended the average operation to functionals that are limits of step functionals series. He defined a step functional as taking

constant values on each interval $i(I_n)$ of a certain division I_n . The average of a step functional was then naturally given by

$$A\{F\} = \sum_k F[f]w[i_k(I_n)], \quad (4.12)$$

where $f \in i_k(I_n)$.

Wiener was finally able to apply Daniell's theorem and he deduced that all bounded and continuous functionals, defined on Brownian trajectories, were summable. Moreover the average value was given by the formula

$$A\{F\} = \lim_{\max(t_{i+1}-t_i) \rightarrow 0} \pi^{-n/2} \prod_{k=1}^n (t_k - t_{k-1})^{-1/2} \int_{-\infty}^{+\infty} dx_1 \dots \int_{-\infty}^{+\infty} dx_n \\ F[\{\psi(t_1, \dots, t_n)(x_1, \dots, x_n)\}(t)] \exp \left[- \sum_{k=1}^n \frac{(x_k - x_{k-1})^2}{t_k - t_{k-1}} \right]. \quad (4.13)$$

where Wiener set $F[\{\psi(t_1, \dots, t_n)(x_1, \dots, x_n)\}(t)] = F_{t_1, \dots, t_n}[f]$ the step functional only depending of $f(t_1), \dots, f(t_n)$.

4.2.3. Developments on Einstein's formula - 1921

The article on which we focus now was quite particular in Wiener's bibliography. As we already noted, it was hardly ever discussed in the literature, maybe because it was the only one that did not offer novelties from a mathematical point of view, but it is even more interesting to note that Wiener took a different position compared to his other articles by assuming that the velocities of Brownian particles existed. Indeed, the major results of the mathematical model of Brownian motion came from the properties of its trajectories which are neither bounded nor differentiable. These results were the culmination of several years of work, starting with the first articles already discussed and concluding in 1933 as we shall see in section 4.2.5, thus confirming Perrin's hypothesis. This article was a parenthesis in this journey, inside which he used a different model where the velocity was well defined, which is in fact close to the Ornstein-Uhlenbeck model, which will be discussed in section 5 .

For the first time, Wiener gave a review of the physicists' Brownian movement, which was quite detailed, quoting Einstein and Perrin, explaining the physical origin of the phenomenon in terms of collisions and noting the difference between theoretical and measured velocities due to the 'extreme sinuosity of the trajectories'. According to him, Einstein made two assumptions:

- (i) the validity of Stokes' law at the scale of Brownian particles,
- (ii) the independence of increments over time intervals τ .

His objective was to use the results obtained in his previous article to demonstrate that Einstein's formula on the mean square of displacements (eq. (3.8)) did not in fact require the second hypothesis to be true.

Wiener began by defining a function f whose meaning is different from that of the previous article. Here $f(ct)$ was the total momentum of the Brownian particle acquired by the collisions with the other molecules only, up to the time t . This was a different definition from the previous article where $f(t)$ was the position of the particle at time t . The constant c depended on the physical parameters, and must now be noted explicitly because it had an impact on numerical calculations. Wiener could have redefined the normal distribution of eq. (4.5) to include c but chose to use c as an argument of the f function directly, to preserve the form of $f(t)$ and thus

make the results obtained in the previous article usable. According to him the distribution of f was then given by

$$P(a \leq f(ct) \leq b) = \frac{1}{\sqrt{\pi ct}} \int_a^b \exp\left(-\frac{x^2}{ct}\right) dx. \quad (4.14)$$

One must note that a , b and x have the dimension of a momentum, that is to say kg m s^{-1} , which makes c a quantity expressed in $\text{kg}^2 \text{m}^3 / \text{s}^3$.

Wiener's starting point was the following equation, similar to Newton's second law

$$m[v(t+dt) - v(t)] = f(ct + cdt) - f(ct) - 6\pi\mu a v(t + \delta \cdot dt) dt \quad (0 \leq \delta \leq 1). \quad (4.15)$$

In this equation the role of collisions was taken into account by $f(ct + cdt) - f(ct)$, which then appeared as an analogue of Langevin's force X in eq. (3.14). The last term accounted for the viscosity and δ could vary between 0 and 1, probably to allow the choice of any point of the interval $[t; t + dt]$ for the value of the velocity. However this factor did not matter as it would disappear in the next calculation step. Wiener did not make any assumptions about the function f , in particular he did not suppose it differentiable, which explained this writing in infinitesimal form. Since he could not derive this equality, he integrated it to obtain

$$m[v(t) - v_0] = f(ct) - 6\pi\mu a \int_0^t v(t') dt', \quad (4.16)$$

where v_0 was the initial velocity of the particle. He solved this equation and wrote

$$mv(t) = mv_0 e^{-\beta t} + f(ct) - \beta e^{-\beta t} \int_0^t f(ct') e^{\beta t'} dt', \quad (4.17)$$

where we set, in order to simplify the writings,

$$\beta = \frac{6\pi\mu a}{m}. \quad (4.18)$$

We can note that β is the inverse of the characteristic time θ defined by Langevin in eq. (3.18).

Since he obtained the velocity, Wiener had to integrate to get the position, then square the expression and take the mean to shape the result in a similar way to that of Einstein. The first step reads

$$x(t) = \int_0^t v(t') dt' = \frac{v_0}{\beta} (1 - e^{-\beta t}) + \frac{e^{-\beta t}}{mc} \int_0^\tau e^{\beta\tau'/c} f(\tau') d\tau', \quad (4.19)$$

where he made the change of variable $\tau = ct$ in the integral. This τ was not the same as Einstein's time scale τ , which Wiener did not use in his calculations. Let us recall that his goal was to demonstrate that there is no need for the hypothesis on the independence of displacements, and therefore no need for the definition of a physical time scale from which independence is verified.

Since $x(t)$ is a functional of f , the average of $x^2(t)$ in the sense of Wiener is therefore written $A\{x^2(t)\}$ (analogue of λ_x^2 in Einstein's notation) and it is an average over the different realizations of the function f weighted by their probabilities according to eq. (4.14).

$$A\{x^2(t)\} = A\left\{\frac{v_0^2}{\beta^2} (1 - e^{-\beta t})^2 + \frac{e^{-2\beta t}}{m^2 c^2} \int_0^\tau \int_0^\tau e^{\beta(\tau_1 + \tau_2)/c} f(\tau_1) f(\tau_2) d\tau_1 d\tau_2 + \frac{2v_0 e^{-\beta t}}{m\beta c} (1 - e^{-\beta t}) \int_0^\tau e^{\beta\tau'/c} f(\tau') d\tau'\right\}. \quad (4.20)$$

It was at this moment that Wiener used eqs. (4.6) and (4.8), which allowed him to suppress the term in $\{f(\tau)\}$, and to explicitly compute the term in $\{f(\tau_1)f(\tau_2)\}$ as

$$A \left\{ \int_0^\tau \int_0^\tau f(\tau_1)f(\tau_2)H(\tau_1, \tau_2)d\tau_1d\tau_2 \right\} = \int_0^\tau \int_0^{\tau_2} \tau_1H(\tau_1, \tau_2)d\tau_1d\tau_2, \quad (4.21)$$

in the case where $H(\tau_1, \tau_2) = H(\tau_2, \tau_1)$, which is our case. After replacement, the formula read

$$A \{x^2(t)\} = \frac{v_0^2}{\beta^2} (1 - e^{-\beta t})^2 + \frac{e^{-2\beta t}}{m^2 c^2} \int_0^\tau \left[\int_0^{\tau_2} \tau_1 e^{\beta(\tau_1+\tau_2)/c} d\tau_1 \right] d\tau_2. \quad (4.22)$$

Wiener then computed the double integral of the right-hand side and wrote the final result as follows

$$A \{x^2(t)\} = \frac{v_0^2}{\beta^2} (1 - e^{-\beta t})^2 + \frac{c}{4m^2\beta^3} [2\beta t - 3 + 4e^{-\beta t} - e^{-2\beta t}]. \quad (4.23)$$

It appears that the linear term in time is given by the contribution $ct/(2m^2\beta^2)$ in the right-hand side. If one wishes to obtain a result similar to Einstein's one, one must make sure that this term is dominant, so that there is a linearity between the average of the squares of displacements and the time. Hence, Wiener chose to express the absolute value of the difference between $A \{x^2(t)\}$ and this value

$$\left| \frac{A \{x^2(t)\}}{t} - \frac{c}{2m^2\beta^2} \right| = \frac{1}{t} \left| \frac{v_0^2}{\beta^2} (1 - e^{-\beta t})^2 + \frac{c}{4m^2\beta^3} (3 - e^{-\beta t})(1 - e^{-\beta t}) \right|. \quad (4.24)$$

From this equality, Wiener deduced without justification the following inequality

$$\left| \frac{A \{x^2(t)\}}{t} - \frac{c}{2m^2\beta^2} \right| \leq \frac{v_0^2}{\beta^2} + \frac{3c}{4m^2\beta^3}. \quad (4.25)$$

It appears that he replaced the exponentials by 0 to obtain an upper bound of the right hand side, giving that all the terms are positive, but that he forgot to put back the term $1/t$, thus giving a result that was not homogeneous from a physical point of view. For the sake of clarity, we from now on write this missing factor explicitly in the equations.

The last step of Wiener's reasoning consisted in defining the relative deviation as follows

$$\frac{|A \{x^2(t)\} / t - c/(2m^2\beta^2)|}{c/(2m^2\beta^2)} \leq \frac{1}{t} \left[\frac{2m^2v_0^2}{c} + \frac{3}{2\beta} \right]. \quad (4.26)$$

In order to estimate the right-hand side, Wiener finally referred to Perrin's values on gamboge, without precisely mentioning which ones, and obtained the value 10^{-8} for the absolute relative error.

Let us investigate how Wiener obtained the value 10^{-8} . First, we replace the mathematical notations by their physical meanings. In Wiener's calculation, the nominal value of λ_x^2 was $c/2m^2\beta^2$ and in Einstein's theory it was $k_B T/3\pi\mu a$, hence by equalizing the two quantities, we obtain

$$c = \frac{2m^2\beta^2 k_B T}{3\pi\mu a}. \quad (4.27)$$

We can then replace β by its value, given in eq. (4.18) to get

$$c = 24\pi\mu a k_B T. \quad (4.28)$$

By replacing all of these quantities by their physical meanings in eq. (4.26) we get

$$\frac{|\lambda_x/t - k_B T/(3\pi\mu a)|}{k_B T/(3\pi\mu a)} \leq \frac{1}{t} \left[\frac{m^2 v_0^2}{12\pi\mu a k_B T} + \frac{m}{4\pi\mu a} \right]. \quad (4.29)$$

We can suppose the equipartition of energy for the initial velocity, as done by Ornstein in section 5, and thus replace mv_0^2 by $k_B T$ (in the one-dimensional case) to obtain

$$\frac{|\lambda_x/t - k_B T/(3\pi\mu a)|}{k_B T/(3\pi\mu a)} \leq \frac{1}{t} \frac{m}{3\pi\mu a}. \quad (4.30)$$

Wiener did not mention the particular set of Perrin's values on gamboge he used but we looked at the ones Perrin gave in *Les Atomes*. On page 182 appears a table of results for several experiments with gamboge, let us choose the line 6 for which the experiment seems to have worked the best, since it was the one that gave the best value for Avogadro's number. The values are $\mu = 1.25 \text{ kg m}^{-1} \text{ s}^{-1}$, $a = 0.385 \text{ }\mu\text{m}$ and $m = 0.29 \times 10^{-12} \text{ kg}$. Replacing these values in eq. (4.30) and choosing²¹ $t = 1 \text{ s}$, we get 6.4×10^{-8} , which is in agreement with the order of magnitude calculated by Wiener.

We can also note that the right-hand side of eq. (4.30) is indeed $2\theta/t$ where θ is the characteristic time scale defined by Langevin (eq. (3.18)), whose value is 10^{-8} s according to him. Once again the result is compatible with Wiener's one.

Let us analyse how Wiener's mistake impacted the assumption he was trying to prove. He wanted to show that the hypothesis made by Einstein, on the independence of the displacements on disjoint successive time intervals, was in fact not necessary since, even without this assumption, the discrepancy between both calculations was much too small to be observed experimentally. Therefore, the 'slightly different value of λ_x/t for small values of the time than for larger values' were to be traced to a violation of Stokes' law at this scale. However, time t did not appear in the final formula that bounded the absolute relative mistake, so maybe Wiener thought that his value 10^{-8} held for any time t , and thus even for very small values of t , so precisely in the case where discrepancies had been observed. In reality, the upper bound on the relative error is inversely proportional to time t , so for very small values of t the upper limit becomes large, making Wiener's conclusion possibly false. This bound reads $2/\beta t$, so if the 'small values of time' that invalidated Einstein's result are small but still large enough to ensure $t \gg \beta^{-1}$, then the relative error remains small and Wiener's reasoning still holds.

Be that as it may, Wiener's calculation had the merit to offer an explicit formula for the upper bound and undoubtedly gave him a legitimacy to later study the idealized Brownian motion, in which he considered that the Gaussian distribution of displacements was valid for all times, as small as desired. This seemed legitimate to him since the physical reality, too complex to model, actually deviated little from the Gaussian result. However, he did not mention this article when he later used his ideal model of Brownian motion.

4.2.4. Wiener measure - Differential space 1923

In 1923, Wiener published *Differential Space*, which would later be cited as the article in which Wiener laid the groundwork for his model of Brownian motion. He used a different approach from the one used so far since he did not base it on Daniell's integral but rather privileged an approach like that of Paul Lévy. Wiener explicitly quoted the exchanges he had with Lévy on the correspondence between his work and Lévy's work, as a starting point for the article.

²¹Indeed, since this factor t did not appear in Wiener's equation at this stage of the calculation, it seemed logical to us to compute this quantity numerically with the value $t = 1 \text{ s}$. Of course, in reality the error increases as t decreases so the value 10^{-8} is not a physical limit.

Lévy's theory (Lévy, 1922) can be summarized as follows. We consider functions $x(t)$ defined on the interval $[0, 1]$. These functions can be approximated by simple functions of order n , which have constant values on each interval $[0, 1/n], \dots, [(n-1)/n, 1]$. The values taken on each of the intervals are denoted x_1, \dots, x_n . A simple function of order n is thus represented by a point in a n -dimensional space. We now consider a particular volume V in the space of functions defined on $[0, 1]$, let us take the interior volume of the sphere of radius R , defined by

$$\int_0^1 x^2(t) dt = R^2. \quad (4.31)$$

Simple functions of order n that belong to this domain form a another domain, whose volume V_n is the volume inside the sphere defined by

$$\sum_{i=1}^n x_i^2 = nR^2. \quad (4.32)$$

Finally, a functional F defined and continuous on the volume V , is also continuous and defined on the volumes V_n , on which it has a mean value μ_n , calculated as a mean of a classical function. Lévy therefore defined the average of F on V as the limit of the averages on V_n

$$A\{F\} = \lim_{n \rightarrow +\infty} \mu_n. \quad (4.33)$$

Wiener's first task was to build his 'differential space'. He assumed that it was not the successive positions of a Brownian particle that were independent of each other but rather the increments over regular and disjoint time intervals. He then defined the n increments x_n from the division of the time axis $[0, 1]$ into n equal segment, as

$$\begin{cases} x_1 &= f(\frac{1}{n}) - f(0) = f(\frac{1}{n}), \\ x_2 &= f(\frac{2}{n}) - f(\frac{1}{n}), \\ &\dots, \\ x_n &= f(1) - f(\frac{n-1}{n}). \end{cases} \quad (4.34)$$

These n quantities were independent and had the same statistical weight in the sense that they contributed to the displacement of the particle over equal periods of time, so it seemed natural for Wiener to use Lévy's formulation and to consider the sphere defined by

$$\sum_{i=1}^n x_i^2 = R_n^2. \quad (4.35)$$

To test the relevance of this definition, Wiener raised the question of measuring the inner region of the sphere where the position $f(a)$ was between y_1 and y_2 , i.e. $\mu(y_1 \leq f(a) = \sum_{k=1}^{na} x_k \leq y_2)$, where the notation μ is used for the measure. In the case where $R_n = R$ was a constant, Wiener proved that this measure took the value

$$\mu(y_1 \leq f(a) \leq y_2) = \frac{1}{\sqrt{2\pi a R^2}} \int_{y_1}^{y_2} \exp\left(-\frac{u}{2aR^2}\right) du. \quad (4.36)$$

This measure was of the same form as the probability given by eq. (4.5), which showed that the Lévy sphere seemed to be an appropriate tool to study Brownian trajectories. Wiener then called

the set of functions $f(t)$, along with the measure μ defined as the limit of the measures given in eq. (4.36), the differential space, to reflect the fact that it is the differences that are independent.

Wiener returned to his major concern: the definition of the average of a functional. He began once again with the simple case of a functional that depended on a function only by a finite number of its values. He took n points $0 \leq t_1 \dots t_n \leq 1$ and divided the segment $[0, 1]$ into ν parts, all of size $1/\nu$. ν must be large enough for only one t_i value to be included in each interval. He then defined the step function $f_\nu(t)$ which took the values of f for each value of t_i : $\forall i, f_\nu(t_i) = f(t_i)$. He could then define the differences on the function f_ν : $x_k = f_\nu(k/\nu) - f_\nu((k-1)/\nu)$. Finally, the values $f(t_1), \dots, f(t_n)$ on which depended the functional F could be expressed in terms of these differences: $f(t_i) = f_\nu(T_i/\nu) = x_1 + x_2 + \dots + x_{T_i}$ where he defined $T_i = \nu t_i$ if νt_i was an integer, or the first higher integer otherwise.

He was thus in the position of applying the formalism he established before, placing himself in the volume defined by the interior of the sphere $\sum_{i=1}^n x_i^2 = R^2$. The average of the functional within this sphere was properly defined, and if it reached a value when taking the limit, he could speak of the average of this functional on the differential space. The average of F in the sphere defined above was

$$A\{F\} = (2\pi R^2)^{-n/2} \prod_{k=1}^n (t_k - t_{k-1})^{-1/2} \times \int_{-\infty}^{+\infty} dy_1 \dots \int_{-\infty}^{+\infty} dy_n F[y_1, \dots, y_n] \exp \left[- \sum_{k=1}^n \frac{y_k^2}{2R^2(t_k - t_{k-1})} \right]. \quad (4.37)$$

Moreover, Wiener defined the measure of a domain of this sphere by choosing for the functional F the value 1 if the argument function laid in the considered domain and 0 otherwise. To give an example, he defined the following domain

$$\begin{cases} y_{11} \leq y_1 \leq y_{12}, \\ y_{21} \leq y_2 \leq y_{22}, \\ \dots, \\ y_{n1} \leq y_n \leq y_{n2}, \end{cases} \quad (4.38)$$

which was none other than the domain previously defined in eq. (4.9). Wiener measure of the domain defined by eq. (4.38) was

$$(2\pi R^2)^{-n/2} \prod_{k=1}^n (t_k - t_{k-1})^{-1/2} \int_{y_{11}}^{y_{12}} dy_1 \dots \int_{y_{n1}}^{y_{n2}} dy_n \exp \left[- \sum_{k=1}^n \frac{y_k^2}{2R^2(t_k - t_{k-1})} \right]. \quad (4.39)$$

This long article was full of other rich ideas but we chose to focus on the one that was a first step towards the non-differentiability of Brownian trajectories.

Wiener reversed the previous perspective, in which he was interested in the distribution of $f(a) = \sum_{k=1}^{na} x_k$ with the constraint $\sum_{i=1}^n x_i^2 = R^2$. Inversely, he raised the question of the distribution of $\sum_{i=1}^n x_i^2 = \sum_{i=1}^n [f(i/n) - f((i-1)/n)]^2$ assuming that the increments $f(t_2) - f(t_1)$ were independent and had a Gaussian distribution. He demonstrated that the quantity $\sum_{i=1}^n x_i^2$ only deviated from D with a small probability, where D was the physical diffusion coefficient.

$$\forall \varepsilon > 0, \forall \delta > 0, \quad P \left(\left| \lim_{n \rightarrow +\infty} \sum_1^n \left[f \left(\frac{k}{n} \right) - f \left(\frac{k-1}{n} \right) \right]^2 - D \right| > \delta \right) < \varepsilon, \quad (4.40)$$

Next, he considered the particular case of a continuous functions f , of limited total variation.

$$\begin{aligned} \sum_{k=1}^n \left[f\left(\frac{k}{n}\right) - f\left(\frac{k-1}{n}\right) \right]^2 &\leq \max_k \left| f\left(\frac{k}{n}\right) - f\left(\frac{k-1}{n}\right) \right| \sum_{k=1}^n \left| f\left(\frac{k}{n}\right) - f\left(\frac{k-1}{n}\right) \right| \\ &\leq T(f) \cdot \max_k \left| f\left(\frac{k}{n}\right) - f\left(\frac{k-1}{n}\right) \right|, \end{aligned} \quad (4.41)$$

where $T(f)$ was the total variation of the function f over $[0, 1]$. We recall that the total variation of a function f is a possible measure of its arc length and can be defined as $T(f) = \sup_{\mathcal{P}} \sum_{k=1}^n |f(k/n) - f((k-1)/n)|$ where \mathcal{P} denotes the set of partitions (in the modern sense, not that of P_K) of $[0, 1]$.

When making n tend to infinity in eq. (4.41), the upper bound in the right-hand side went to 0. Since Wiener showed that in the case of Brownian trajectories the quantity $\sum_{i=1}^n [f(i/n) - f((i-1)/n)]^2$ did not tend to 0 but was close to D , he therefore deduced that it was infinitely unlikely for Brownian trajectories to be of limited total variation and therefore infinitely unlikely that they have a bounded derivative.

Wiener called the coefficient $\lim_{n \rightarrow \infty} \sum_{i=1}^n [f(i/n) - f((i-1)/n)]^2$ ‘a kind of coefficient of non-differentiability of the function f ’²² because it measured a degree of non-differentiability equal to its deviation from 0.

4.2.5. Lebesgue measure and stochastic processes - 1930

The next advances in Brownian motion modelling came later, in the 1930s, with a thesis on harmonic analysis published in 1930 by Wiener (Wiener, 1930) and with the collaboration with mathematicians Paley and Zygmund in 1932-1933, which culminated to a fundamental article in 1933 (Paley et al., 1933). In his 1930 article, Wiener gave a new formulation of Brownian motion, in terms of Lebesgue measure, and it was this formulation that allowed Brownian motion to be considered as a stochastic process in the 1933 article. This led to the proof of the non-differentiability of Brownian trajectories, which ends our history of mathematical Brownian motion. From this time on, Wiener’s work became harder to follow for non-mathematicians, so we try to make the most of the arguments without going into technical details.

From 1924, Wiener had been interested in harmonic analysis, which was the study of the properties of Fourier series expansions. He wrote a series of articles on harmonic analysis, including an important memoir in 1930 (Wiener, 1930). In this thesis, Wiener studied general questions about the probability distributions of the frequency or energy spectra of time-dependent functions. It was therefore a science at the border between statistics and harmonic analysis. Chapter 13 of this thesis named ‘Spectra and Integration in Functional Space’ opened with a discussion of the coexistence of these two sciences in physics. According to Wiener, the question had been mainly raised in optics, when it was necessary to obtain statistical behaviours of the superposition of electromagnetic waves, as for their amplitude or their intensity. Rayleigh had contributed the most to this study using a theory based on statistical harmonic analysis. Wiener’s goal was to show that a better and more rigorous approach than Rayleigh’s one could be thought out. The following general question arose: if a resonator received a chaotic sequence of input pulses, it would reemit the input spectrum but amplify certain contributions and reduce others; how then to study the statistics of this output? To approach the problem it was necessary to have a clear vision of what ‘chaotic’ meant and the simplest chaotic system for Wiener was Brownian

²²It should be noted that in the article it was the quantity $\lim_{n \rightarrow \infty} \sum_{i=1}^n [f(i/n) - f((i-1)/n)]^2$ that Wiener called the coefficient of non-differentiability but it was a printing error, as there were several in the article.

motion. He aimed to rigorously define the integration on the space of continuous functions defined on the segment $[0, 1]$, then to extend his results to the set of continuous functions defined on \mathbb{R} . Indeed, a function defined on \mathbb{R} could be expanded in Fourier integral and allowed the use of all the results developed by Wiener in the previous chapters of his memoir; while the functions on $[0, 1]$ could be studied as Fourier series, which was a slightly different framework.

Wiener recalled that he had dealt with the problem of integration on functions space in the past, with Daniell's theory of integration, but that his new approach was different: his goal was to achieve a mapping between the functions of $C_0[0, 1]$ and the segment $[0, 1]$. If such a mapping was established, then each path $f(t) \in C_0[0, 1]$ would be uniquely represented by a point of the segment $[0, 1]$ and vice versa. Eventually, this correspondence made it possible to integrate on the $[0, 1]$ segment with Lebesgue measure rather than on the set $C_0[0, 1]$ with Wiener measure, which was more convenient for the rest of the memoir. We do not discuss how this new representation contributed to the rest the memoir but we rather outline the construction of the mapping, which would be taken for granted in the 1933 article (Paley et al., 1933).

The idea of the construction was quite simple and relied entirely on the one made in the article (Wiener, 1922), discussed in the section 4.2.2. For the sake of clarity, we use the definitions of the divisions I_n , intervals $i(I_n)$, and weights $w[i(I_n)]$, given by eqs. (4.9) and (4.10). To avoid confusion and preserve the coherence of the notations we keep the name interval only for the intervals $i(I_n)$ of a division, and refer to the interval $[0, 1]$ as segment. His idea was to first establish the mapping between a division I_n and the segment $[0, 1]$ by placing the intervals of this division on sub-parts of the segment whose lengths were equal to the weights of the intervals.

To illustrate this, let us take the easiest case: $n = 1$. According to the definition of the divisions, there are two time values $t_1 = 1/2$ and $t_2 = 1$. For these values, the functions f must pass through the windows $[x_{11}, x_{12}]$ and $[x_{21}, x_{22}]$. The possible values for k_h are 0 and 1, so there are 4 intervals in this division, defined by the choices of $] -\infty, 0]$ or $[0, +\infty[$ independently for $[x_{11}, x_{12}]$ and for $[x_{21}, x_{22}]$. The 4 intervals are obviously of equal weight, worth $1/4$. Thus we cut the segment $[0, 1]$ into four sub-segments of length $1/4$ and we assign to each interval one of the four sub-segments of $[0, 1]$, thus matching the weight of the interval with the length of the sub-segment that is associated with it.

We repeat the operation with $n = 2$ and the $4^2 = 256$ intervals of I_2 . If, for a set of values of the parameters k_h , which defines an interval $i_j(I_2)$, the interval $i_j(I_2)$ is found to be included in an interval of the type $i(I_1)$ (and the uniqueness of the latter is ensured by the hypothesis (i) of the partitions, discussed in section 4.2.2), then we place the sub-segment corresponding to $i_j(I_2)$, the length of which is defined by the weight of this interval, inside the sub-segment corresponding to $i(I_1)$.

Wiener repeated the operation with $n \rightarrow +\infty$. The intervals of the successive divisions thus fitted in infinitely until reaching sub-segments of zero length. Thus each point of the segment was determined by an infinite sequence of intervals whose weights tend to 0, defining a unique trajectory of zero probability. Wiener therefore completed the construction of the mapping between the points of the $[0, 1]$ segment and the functions of $C_0[0, 1]$.

In 1933, Wiener, Paley and Zygmund published an article together, that aimed at establishing a correspondence between Wiener's theory on the one hand, and Paley and Zygmund's theory on the other hand. Indeed, the two theories dealt with the introduction of randomness in analysis but with different approaches, which could be unified. Paley and Zygmund's work focused on the study of random-coefficients series, initiated by Borel, and that of Wiener dealt with the study of random trajectories such as those of Brownian motion, whose study he reduced to a problem of Lebesgue integration, as we saw previously. The aim was therefore to establish similar theorems to those obtained by Paley and Zygmund for the random functions studied by Wiener.

We present here two aspects of this paper: the formalism used to describe Wiener's random functions and the Theorem VII, which established the almost surely non-differentiability of Brownian trajectories.

The authors proposed to represent

one of the components of the displacement of the moving particle in the Wiener theory by $\chi(\alpha, t)$, where t is the time and α the parameter on which Lebesgue integration is performed for the purpose of averaging over all functions and determining probabilities. Wiener's $\chi(\alpha, t)$ is then, as he shows, a continuous function of t for almost all values of α , defined for $0 \leq \alpha \leq 1$, $0 \leq t \leq 1$ and vanishing for $t = 0$.

This definition may seem surprising at first glance, but it was nevertheless the way to define the stochastic processes later (for example in (Doob, 1966)) and it still is today. α is a number between 0 and 1, which according to the mapping established by Wiener in the previous article represents a function of $C_0[0, 1]$, which we also note α . We observe a change of perspective, rather than denoting $\alpha(t)$ a component of the trajectory of a Brownian particle, we use a χ function with two variables, taking as argument both the time t and the trajectory α . An enlightening interpretation of this quantity was given in (Doob, 1966).

$\chi(\alpha, t)$ must be understood as the value of the α trajectory at time t , i.e. $\chi(\alpha, t) = \alpha(t)$. Then $\chi(\alpha, \cdot)$, seen as a function of t , is a trajectory, or a realization, of the stochastic process. With this formalism, Joseph Léo Doob summarized the properties Wiener had established on Brownian motion as

- (i) Its increments are Gaussian: $\chi(\cdot, t)$ is a random variable on $C_0[0, 1]$, following the normal law $(\chi(\cdot, t_2) - \chi(\cdot, t_1)) \sim \mathcal{N}(0, \sigma^2|t_2 - t_1|)$,
- (ii) its increments on disjoint time intervals are independent: $\forall 0 \leq t_0 \leq \dots \leq t_n \leq 1$, random variables $\chi(\cdot, t_1) - \chi(\cdot, t_0), \dots, \chi(\cdot, t_n) - \chi(\cdot, t_{n-1})$ are independent.

Let us go back to the 1933 article. The authors obtained, once more, the formula of the average of a functional when this one depended only on a finite number of values given at times $t_0 = 0 \leq t_1 \leq \dots \leq t_n \leq 1$, but with the χ formalism

$$\begin{aligned} A\{F\} &= \int_0^1 F[\chi(\alpha, t_1), \chi(\alpha, t_2) - \chi(\alpha, t_1), \dots, \chi(\alpha, t_n) - \chi(\alpha, t_{n-1})] d\alpha \\ &= \pi^{-n/2} \prod_{k=1}^n (t_k - t_{k-1})^{-1/2} \int_{-\infty}^{+\infty} dx_1 \dots \int_{-\infty}^{+\infty} dx_n F[x_1, \dots, x_n] \exp \left[- \sum_{k=1}^n \frac{x_k^2}{t_k - t_{k-1}} \right]. \end{aligned} \quad (4.42)$$

At the end of the article, the authors proved for the first time the property of non-differentiability of mathematical Brownian trajectories in a rigorous way. The result can be written as follows

Theorem 2 *The values of α for which there exists a t such that*

$$\lim_{\varepsilon \rightarrow 0} \frac{\chi(\alpha, t + \varepsilon) - \chi(\alpha, t)}{\varepsilon^\lambda} < \infty \quad (\lambda > 1/2),$$

form a set of zero measure

In other words, the probability of choosing a Brownian trajectory from the set $C_0[0, 1]$, for which there exists at least one time point at which the trajectory is differentiable, is zero. We note that the proof for $\lambda = 1$ would have been enough, since this is the definition of differentiability, but the theorem actually expressed a stronger property.

It was also in this article that the authors introduced the first stochastic integral, formally noted as

$$\int_0^1 f(x, t)c(t)d_t\chi(\alpha, t), \quad (4.43)$$

where one had to make sense of ‘ $d_t\chi(\alpha, t)$ ’, since they showed that the function χ did not have a derivative. This problem is part of what is called stochastic calculus, which was strongly developed by Doob in the years that followed and which allowed to connect Langevin’s and Einstein’s approaches by proving a formal equality between Langevin’s white noise and this Brownian motion’s ‘derivative’. We do not discuss this point nor Doob’s stochastic calculation because it is a vast subject going far beyond our scope, but it is historically important enough to be mentioned.

Let us close this section with Wiener’s own words

To my surprise and delight I found that the Brownian motion as thus conceived had a formal theory of high degree of perfection and elegance. Under this theory I was able to confirm the conjecture of Perrin and to show that, except for a set of cases of probability 0, all the Brownian motions were continuous non-differentiable curves. (Wiener, 1956, p.39)

5. Physicists’ Brownian motion after 1908

After Perrin’s experiments, as we discussed in section 4, the attention of physicists largely turned to the experimental application of the physical theory of Brownian motion. The formulas derived by Einstein, Smoluchowski and Langevin were used to measure fundamental quantities such as Avogadro’s number, appearing explicitly in eq. (3.8), or the elementary charge of the electron. For example, a series of articles on the measurement of the elementary charge using Brownian motion, written by Jean Perrin, Louis de Broglie, or Felix Ehrenhaft, was published in the *Comptes rendus de l’académie des sciences de Paris* from 1908.

However, other physicists followed the path opened by the first theories of Brownian motion, in order to enhance them and give them more generality. This movement came mainly from the Dutch school, with the two authors we are going to study: Leonard Ornstein and George Uhlenbeck, but also with other figures who played a role, such as Gertruida de Haas-Lorentz or Willem Rhijnvis van Wijk. The period we discuss in detail began with Ornstein’s article written in 1917 but published only in 1919 (Ornstein, 1919), and ends in 1934 with an article by Ornstein and van Wijk (Ornstein and Wijk, 1934). This story ran parallel to Wiener’s one, although Wiener and the physicists did not communicate and adopted different approaches to pursue different goals.

Wiener was interested in the study of the properties of the curves representing idealized Brownian trajectories, that is to say whose probability distribution of increments remained Gaussian for any duration, however small, which was not the physical reality. On the contrary, the Dutch movement focused on the transformation of results at short times, wanting to give a general theory of Brownian motion valid for all times, thus respecting the physical reality.

Wiener took Einstein’s results as a starting point for his construction, without mentioning Langevin’s approach, while the Dutch worked both from Langevin’s equation, to obtain the different moments of physical quantities, and from Einstein’s approach on probability distributions, called the Fokker-Planck method²³, to obtain the partial differential equation of the problem.

²³As we mentioned in section 3.1.3, although Einstein wrote a Fokker-Planck equation in 1905, which consisted of starting from an integral relation on a probability distribution to obtain a partial differential equation on the same distribution, it was named after the physicists Adrian Fokker and Max Planck who obtained it in 1913, in a more general framework than that of Einstein.

Lastly, Wiener did not deal with the velocity of Brownian particles, since his theory aimed, among other things, to show that it did not exist; whereas in Ornstein and Uhlenbeck's theory, velocity was supposed to exist from the start and was one of the quantities of interest.

There is one exception to the differences mentioned in the preceding paragraph: the article (Wiener, 1921b), discussed in section 4.2.3, in which Wiener did not follow the current development of his theory at that time, but rather started from an equation similar to that of Langevin, supposing the existence of the velocity of Brownian particles and turned to what happens at Einstein's time scale τ . This article, unique in Wiener's bibliography, can be compared very directly to some of Ornstein's results, as we see in the following sections.

In this section, we discuss Ornstein's and Uhlenbeck's works from 1917 to 1934, focusing on the progresses made on the understanding of Brownian motion at short times, as well as on the definition of the velocity of Brownian particles. We then discuss the relation between Ornstein-Uhlenbeck's theory and the mathematical model of Brownian motion, by presenting two later texts: Joseph Léo Doob's article of 1942 (Doob, 1942), in which he proposed the first rigorous mathematical theory of Ornstein-Uhlenbeck process, and Uhlenbeck and Ming Chen Wang's 1945 review article (Uhlenbeck and Wang, 1945), in which they mentioned Wiener's and Doob's works.

5.1. Leonard Ornstein and George Uhlenbeck's works

Leonard Ornstein was a Dutch physicist who contributed a lot to statistical physics and stochastic processes, and gave his name to the Ornstein-Uhlenbeck process, which we discuss later.

He studied physics and obtained his thesis at Leiden University under the direction of Hendrick Lorentz in 1908. He then became professor of mathematical physics at Groningen University in 1909 and professor of theoretical physics at Utrecht University, succeeding Peter Debye, in 1914. He remained in Utrecht, but his interest turned to experimental physics when he took over the post of lab head of experimental physics in Utrecht in 1925. His laboratory gained a great renown under his direction thanks to the measurements of luminous intensity which he obtained by revolutionary methods of photometry (Mason, 1945).

The first article on Brownian movement communicated by Ornstein in 1917, but published only in 1919, cited Gertruida de Haas-Lorentz's work as the starting point. De Haas-Lorentz was Hendrick Lorentz's daughter, under whose direction she obtained her thesis in physics from Leiden University in 1912. She was, in her thesis, the first to use calculations of fluctuations on electrons seen as Brownian particles. Her thesis was cited in numerous articles on Brownian motion by Dutch physicists, for the theory that was exposed but also for her historical review of the work on Brownian motion up to 1912. Unfortunately it has not yet been translated into English. In his article, Ornstein gave a generalization of Einstein's eq. (3.8), valid for all times, as well as a similar relation for speed increments. He also developed a Fokker-Planck relation on probability distributions, similar to that on position given by Einstein (eq. (3.5)), but for the distribution of velocities, and valid for all times.

Ornstein wrote a second article on Brownian movement in 1918, also published in 1919, with the physicist Frederik Zernike (Ornstein and Zernike, 1919). We do not analyse this article because its subject is out of the scope of our study.

The following biographical elements about George Uhlenbeck's can be found and supplemented by reading (Cohen, 1990; Dresden, 1989). Uhlenbeck was also a Dutch physicist, twenty years younger than Ornstein. He entered Leiden University in 1919, and studied physics with Paul Ehrenfest, under whose direction he obtained his thesis in 1927. Indeed, in 1912 Lorentz decided to end his teaching activities at the university to devote more time to research, and proposed

to Einstein to take his place. The latter refused because he had just accepted a job at ETH Zurich, and Ehrenfest took over from Lorentz in Leiden.

After his thesis, Uhlenbeck held the position of professor of physics at Michigan University in Ann Arbor from 1927 to 1935, then became professor of theoretical physics at Utrecht University in 1935, replacing Hans Kramers, who himself inherited the chair of theoretical physics in Leiden, left empty after Ehrenfest's suicide. In 1939, Uhlenbeck returned to Michigan University and remained there until 1960. Between 1935 and 1939, both Ornstein and Uhlenbeck were at Utrecht University.

Uhlenbeck marked the history of physics thanks to several major works including the introduction of the concept of spin in 1925 with Samuel Goudsmit, also Ehrenfest's PhD student, and his work on stochastic processes including the introduction of Ornstein-Uhlenbeck process and the first appearance of the master equation in an article on cosmic rays in 1940.

Uhlenbeck's interest in Brownian movement came from his reading of Ornstein's works, however his first article on the subject was not co-written with him. Indeed, Uhlenbeck was working on the interpretation of quantum physics and he wrote his first article on Brownian movement in 1929 with Goudsmit, with whom he had already worked on the spin a few years earlier, while the two young doctors were professors at Michigan University. This paper discussed the rotational Brownian motion of small suspended mirrors used in a 1927 experiment by Walther Gerlach; we do not talk about it.

Uhlenbeck and Ornstein's paths finally crossed in their common article in 1930 (Uhlenbeck and Ornstein, 1930), which represented the birth of Ornstein-Uhlenbeck process. In this article, the authors attempted to compute moments of order greater than 2, for displacements and for velocity, in order to obtain complete probability distributions. Indeed, in his 1917 article, Ornstein had only calculated the moments of order 1 and 2, which was enough to generalize Einstein's results, but which was insufficient to find the whole probability distribution, valid at all times. They also tried to get the Fokker-Planck equation associated with the displacement distribution, valid for any time, but failed.

Finally, in 1934 this difficulty was overcome when Ornstein published an article with van Wijk, a former student of his who obtained his thesis under Ornstein's supervision in 1930 at Utrecht university. In this article (Ornstein and Wijk, 1934) they derived the Fokker-Planck equation for the distribution of displacements. The long time limit of this equation restored the diffusion equation, and the short time limit gave an equation accounting for the hydrodynamic aspects of the motion.

In the first part we analyse the 1917 article, in which the fundamental ideas used later were exposed. In a second part we study the articles of 1930 and 1934, which completed the lines suggested in 1917. These papers marked major advances in the theorization of Brownian motion in the presence of external forces, such as harmonic potential or coupled potentials, but we do not tackle these points because they reduce to the study of Langevin's equation with an additional term and bring nothing to the general understanding of the theory.

5.1.1. Einstein's formula at short times - Ornstein 1917

Ornstein exposed the objectives of his article as follows: from the relation used by de Haas-Lorentz in her 1912 thesis, and used to derive the relation connecting the mean of the squares of the deviations to time (eq. (3.8)), the probability function of Brownian motion can be determined. In addition, Ornstein claimed a new method for the calculation of averages, and to obtain the distribution in velocity, in addition to that in position.

What was de Haas-Lorentz's relation? This was actually Langevin's equation (eq. (3.14)), but Ornstein did not cite him at any time. It is interesting to note that in his next article

(Ornstein and Zernike, 1919), he quoted Langevin twice in the expression ‘Langevin-Einstein Formula’ referring to the preceding article, without further details on this formula. We learn a little more in the 1934 article (Ornstein and Wijk, 1934) in which the authors spoke of Langevin equation in these terms ‘This equation is generally known as the equation of Einstein. According to F. Zernike, Langevin used it before Einstein.’ For Ornstein, it appears that De Haas-Lorentz’s relation and that of Langevin-Einstein are the same, so we decided to name it Langevin’s equation, as it was the case until now.

It is true that Ornstein presented a new way of calculating the averages, based on the properties imposed on Langevin’s stochastic force X , and deduced the first two moments of the position and velocity distributions, valid at any time, but complete distributions were obtained only in 1930 with Uhlenbeck.

Ornstein started with the relation

$$\frac{dv}{dt} = -\beta v + F, \quad (5.1)$$

where $\beta = 6\pi\mu a/m$ (it is the same definition as Wiener’s one in his article (Wiener, 1921b)) and where F was Langevin’s stochastic force X divided by mass m . By formally integrating this equation, Ornstein got

$$v = v_0 e^{-\beta t} + e^{-\beta t} \int_0^t e^{\beta t'} F(t') dt', \quad (5.2)$$

where v_0 was the initial velocity of the particle. He then averaged at a given time over many particles having the same initial velocity, using the fact that $\langle F \rangle = 0$ because collisions are irregular and uncorrelated, and got

$$\langle v \rangle = v_0 e^{-\beta t}. \quad (5.3)$$

Thus, velocity decreases exponentially because of viscous drag.

Ornstein repeated the operation by first squaring eq. (5.2) before averaging to obtain $\langle v^2 \rangle$, which made a term in $\langle F(t')F(t'') \rangle$ appear

$$\langle v^2 \rangle = v_0^2 e^{-2\beta t} + e^{-2\beta t} \int_0^t \int_0^t e^{\beta(t'+t'')} \langle F(t')F(t'') \rangle dt' dt''. \quad (5.4)$$

Ornstein was the first to propose a quantitative treatment for the term $\langle F(t')F(t'') \rangle$. According to him, there were correlations between collisions only for very short periods, i.e. when t' and t'' were very close, otherwise $F(t')$ and $F(t'')$ would be independent and therefore the average of their product would be null. He defined ψ as $t'' = t' + \psi$, hence $\langle F(t')F(t'') \rangle$ was non-null only for values of ψ very close to 0. From this statement, he used a series of approximations. He first replaced t'' by t' in the exponential term and was then able to factor the double integral into a product of two integrals as

$$\int_0^t dt' e^{2\beta t'} \left[\int_0^t \langle F(t')F(t'+\psi) \rangle d\psi \right]. \quad (5.5)$$

Since the term in the second integral is non-null only for values of ψ close to 0, he extended the integration bounds of this integral to $]-\infty, +\infty[$, without changing the result significantly. He finally defined γ , a constant which depended on the parameters of the problem and which would be computed later, as

$$\int_{-\infty}^{+\infty} \langle F(t')F(t'+\psi) \rangle d\psi = \gamma. \quad (5.6)$$

After replacing this in the main expression, Ornstein obtained

$$\langle v^2 \rangle = v_0^2 e^{-2\beta t} + \gamma \frac{1 - e^{-2\beta t}}{2\beta}. \quad (5.7)$$

It remained only to explain the constant γ according to the parameters of the problem, for that Ornstein used the equipartition of energy once the equilibrium reached, i.e. in the long time limit

$$\lim_{t \rightarrow \infty} \langle v^2(t) \rangle = \frac{k_B T}{m} \Rightarrow \gamma = \frac{2\beta k_B T}{m}. \quad (5.8)$$

Finally, Ornstein obtained an expression for $\langle v^2 \rangle$, analogous to the one for the displacements (eq. (3.8)), but true at all times

$$\langle v^2 \rangle = v_0^2 e^{-2\beta t} + k_B T \frac{1 - e^{-2\beta t}}{m}. \quad (5.9)$$

He did not discuss this expression, or test his behaviour in the regime of small times, but went directly to the calculations on displacements. By integrating again eq. (5.2), he made the displacement s appear, defined as $s = x - x_0$ where x is the position and x_0 the initial position

$$\beta s = v_0 - v + \int_0^t F(t') dt'. \quad (5.10)$$

Following the same logic as for the velocity, he squared this expression, and used the results of eqs. (5.3), (5.6) and (5.9) to obtain

$$\beta^2 \langle s^2 \rangle = v_0^2 \left(1 - 2e^{-\beta t} + e^{-2\beta t} \right) + \frac{\gamma}{2\beta} \left(-3 - e^{-2\beta t} + 4e^{-\beta t} \right) + \gamma t. \quad (5.11)$$

This equality was exactly the one Wiener would get (eq. (4.23)) four years later, independently. It should be noted that contrary to Einstein's formula, the initial velocity v_0 appeared explicitly. In the long time limit, Ornstein's formula gave back Einstein's formula, and cancelled the dependency on the initial velocity

$$\langle s^2(t) \rangle \underset{t \rightarrow \infty}{\sim} \frac{\gamma}{\beta^2} t = \frac{k_B T}{3\pi\mu a} t. \quad (5.12)$$

To obtain a result which was completely comparable to that of Einstein, even at short times, it remained to average eq. (5.11) over the different initial velocities v_0 , by replacing the value of v_0^2 by the one predicted by the equipartition of energy: $\langle v_0^2 \rangle = k_B T/m$. We from now on write $\langle \cdot \rangle_{v_0}$ for the statistical average on all particles and on all initial velocities. Therefore the equation read

$$\beta^2 \langle s^2 \rangle_{v_0} = \frac{\gamma}{\beta} \left(\beta t - 1 + e^{-\beta t} \right). \quad (5.13)$$

It appears that Einstein's formula is valid when the first term in the parenthesis dominates, i.e. when $\beta t > 1$ or equivalently when $t > m/6\pi\mu a$, which is consistent with the range of validity defined by Langevin.

Ornstein did not discuss in this article the short time limit of this formula, but he did in the 1930 article with Uhlenbeck.

In the last part of his article, Ornstein established the Fokker-Planck equation whose solution was the velocity distribution. The aim was to give an expression, similar to eq. (3.5), for the distribution $f(v, v_0, t)$, in the case where $f(v, v_0, t)dv$ represented the number of particles having a velocity between v and $v + dv$ at time t , and an initial velocity v_0 . If the first part of the article was strongly based on Langevin's approach, Ornstein followed from there the logic used by Einstein to obtain the diffusion equation, discussed in the section 3.1.1.

Ornstein integrated eq. (5.1) over a very short time τ , and got

$$v = u(1 - \beta\tau) + \xi, \quad (5.14)$$

where u is the velocity at the beginning of the time interval, and where he defined

$$\xi = \int_0^\tau F(t)dt. \quad (5.15)$$

He used the statistical properties of F to define a probability distribution $\phi_\tau(\xi)$ so that $\langle \xi \rangle = \int_0^\infty \xi \phi_\tau(\xi)d\xi = 0$ because $\langle F \rangle = 0$, and $\langle \xi^2 \rangle = \int_0^\infty \xi^2 \phi_\tau(\xi)d\xi = \gamma\tau$, by definition of γ (eq. (5.6)). Thus, following Einstein's idea, Ornstein wrote that the number of particles $f(v, v_0, t + \tau)dv$ having a velocity between v and $v + dv$ at time $t + \tau$ was equal to the number of particles $f(u, v_0, t)du\phi_\tau(\xi)d\xi$ having a velocity between u and $u + du$ at time t and having received a velocity increment of value ξ due to the force F , integrated over all the values of ξ

$$\begin{aligned} f(v, v_0, t + \tau)dv &= \int_{-\infty}^{+\infty} f(u, v_0, t)du \phi_\tau(\xi)d\xi \\ &= (1 + \beta\tau)dv \int_{-\infty}^{+\infty} f(u, v_0, t) \phi_\tau(\xi)d\xi. \end{aligned} \quad (5.16)$$

Ornstein took the Taylor expansion of f to the first order in τ and to the second order in u about v . Using the properties of ϕ_τ he got

$$\frac{\partial f}{\partial t} = \beta f + \beta v(1 + \beta\tau)\frac{\partial f}{\partial v} + (1 + \beta\tau)\frac{\gamma}{2}\frac{\partial^2 f}{\partial v^2}. \quad (5.17)$$

The last step was to make τ tend toward 0. This was one of the main differences with Einstein's derivation for which a physical hypothesis set the acceptable value of τ , whereas in our present case, no independence was imposed and therefore the time τ can be taken arbitrarily small. In this limit, we have

$$\frac{\partial f}{\partial t} = \beta \frac{\partial}{\partial v} (v \cdot f) + \frac{\gamma}{2} \frac{\partial^2 f}{\partial v^2}. \quad (5.18)$$

This equation is the diffusion equation for velocity, analogous to eq. (3.5) for position, but valid at all times. One can note, as Ornstein did, that the parameter γ , defined by eq. (5.6), and whose value is given by eq. (5.8), plays the role of the diffusion coefficient in velocity space, and is therefore analogous to the diffusion coefficient D in position space. Combining eqs. (3.1), (4.18) and (5.8) we find the relation

$$\gamma = 2\beta^2 D. \quad (5.19)$$

Ornstein did not fully solve the problem in this article, as he only solved this equation in steady state, that is to say with the left-hand side null. Doing so, he found the Maxwell-Boltzmann distribution for the steady state velocity distribution.

Let us take a few moments to list fundamental differences between the speed distribution and the position distribution. Although the physical phenomenon is the same: a Brownian particle moves and one chooses to study either its position or its speed, Fokker-Planck equations whose solutions are the two distributions in question differ by a convective term. Such a term can also appear in the Fokker-Planck equation for position if one considers the case of a particle subjected to a force, which we do not study here. The two phenomena are said to be diffusive, in a broad sense in the case of velocity because of the additional convective term, however the diffusion coefficients of the two phenomena are different. Finally, the velocity distribution reaches a steady state: the Maxwell-Boltzmann distribution, while the position distribution is explicitly time-dependent at any time and does not approach a stable distribution; it is a Gaussian law that flattens and expands indefinitely. Even if the physical experiment is the same, owing to the differences listed above, it makes sense to give to the two stochastic processes different names. When one is interested in the diffusion of the velocity of a Brownian particle, one speaks of a Ornstein-Uhlenbeck process, and when one is interested in the diffusion of the position of the Brownian particle, one speaks of a Wiener process.

5.1.2. Probability laws at short times - Ornstein & Uhlenbeck 1930

In 1930, Ornstein and Uhlenbeck wrote an article together, in continuity with Ornstein's 1917 article. Back then, he had generalized Einstein's formula, giving the average square of displacements as a function of time, for any time and had given a similar formula for the average square of velocities. He had also obtained the Fokker-Planck equation associated with the velocity diffusion process. The two authors' aim was therefore to finish the construction by determining the complete distributions for displacements and velocities, valid at all times, and to obtain the Fokker-Planck equations of the two processes, with a general method. In this article we can recognize Uhlenbeck's style, known to be very clear and orderly (Dresden, 1989): he began by giving a detailed reminder of all the results obtained so far, in the form of a review article, then established clearly the points he aimed to deal with, and in the end explained the limits of his work and the directions to be pursued.

For each of the objectives they set, the authors used a different method: they determined the probability distributions by the method of moments, that is by calculating all the moments $\{\langle q^k \rangle\}_{k \in \mathbb{N}}$, which fully characterize the distribution; and obtained the Fokker-Planck equations by a general method similar to that of Ornstein in 1917.

Moments 1 and 2 had already been computed by Ornstein, so the authors recalled the results and proposed an interpretation of eq. (5.13) in the short time limit

$$\begin{aligned} \langle s^2 \rangle_{v_0} &\underset{t \rightarrow 0}{\sim} \frac{k_B T}{m} t^2 \\ &\underset{t \rightarrow 0}{\sim} \langle v_0^2 \rangle t^2. \end{aligned} \quad (5.20)$$

This relation was fundamental, as it was the main difference with Einstein's formula (eq. (3.8)). Indeed, Einstein's prediction took the form $\langle s^2 \rangle \propto t$, leading to the impossibility to define a velocity; whereas Ornstein and Uhlenbeck obtained a law written in the form $\langle s^2 \rangle_{v_0} \underset{t \rightarrow 0}{\propto} t^2$ which allowed the interpretation of a uniform displacement at velocity $\langle v_0 \rangle$. It should also be noted that this law was independent of the viscosity of the medium.

For higher moments, they started by the case of velocity. The two authors announced that the Gaussian distribution held for all times, but for the modified variable $\mathcal{V} = v - v_0 e^{-\beta t} = v - \langle v \rangle$. If \mathcal{V} has a Gaussian distribution, then its moments must satisfy the following properties

$$\begin{cases} \langle \mathcal{V}^{2n+1} \rangle = 0, \\ \langle \mathcal{V}^{2n} \rangle = 1 \cdot 3 \cdot 5 \cdot \dots \cdot (2n-1) \langle \mathcal{V}^2 \rangle^n. \end{cases} \quad (5.21)$$

Thus, one just needs to compute the moments of \mathcal{V} and to check that they satisfy the above relations, to be sure that \mathcal{V} follows a Gaussian law. From the first two moments already computed by Ornstein (eqs. (5.3) and (5.9)), they knew that

$$\begin{cases} \langle \mathcal{V} \rangle = 0, \\ \langle \mathcal{V}^2 \rangle = \frac{k_B T}{m} (1 - e^{-2\beta t}). \end{cases} \quad (5.22)$$

The method they used to compute the other moments was essentially the same as for the first two: they used the statistical properties of F to calculate the averages and then used the equipartition of energy at equilibrium to determine the constants. Doing so, they obtained the moments $\langle \mathcal{V}^3 \rangle$ and $\langle \mathcal{V}^4 \rangle$, and left the general case to the reader. Let us analyse these two calculations. They first put eq. (5.2) to the desired power, then took the average and used the assumptions on the distribution of F . We do not detail this step which was technical and required the introduction of new assumptions, such as the one made in eq. (5.6) for the average of a product of two terms

F , but for products of over three terms F , which gave rise to new constants C_i , similar to γ but for larger products. There was no additional physical ingredient in this step, the principle was still to consider that the function F was very sharp around 0 and that, as a consequence, products of type $F(t_1)\dots F(t_n)$ were non-zero only close to the domain $t_1 = \dots = t_n$. We rather focus on the second step in which the physical reasoning appeared.

Ornstein and Uhlenbeck obtained

$$\langle \mathcal{V}^3 \rangle = \frac{C_1}{\beta} \left(1 - e^{-3\beta t}\right). \quad (5.23)$$

To determine the constant, it must be noted that \mathcal{V} and v have the same distribution when $t \rightarrow +\infty$. Since they supposed that steady state velocities v followed a Maxwell-Boltzmann distribution by hypothesis, then

$$\begin{aligned} \lim_{t \rightarrow +\infty} \langle \mathcal{V}^3 \rangle &= \lim_{t \rightarrow +\infty} \langle v^3 \rangle \\ &= 0, \end{aligned} \quad (5.24)$$

so $C_1 = 0$ and $\langle \mathcal{V}^3 \rangle = 0$, which was required by eq. (5.21).

Let us look at their calculation for the fourth moment now

$$\langle \mathcal{V}^4 \rangle = \frac{3\gamma^2}{4\beta^2} \left(1 - e^{-2\beta t}\right)^2 + \frac{C_2}{2\beta} \left(1 - e^{-4\beta t}\right). \quad (5.25)$$

Once again, they determined the constant C_2 using the Gaussian distribution of velocities v once the steady state was reached

$$\begin{aligned} \lim_{t \rightarrow +\infty} \langle \mathcal{V}^4 \rangle &= \lim_{t \rightarrow +\infty} \langle v^4 \rangle \\ &= 3 \lim_{t \rightarrow +\infty} \langle v^2 \rangle^2 \\ &= \frac{3\gamma^2}{4\beta^2}. \end{aligned} \quad (5.26)$$

It followed that $C_2 = 0$ and $\langle \mathcal{V}^4 \rangle = 3\langle \mathcal{V}^2 \rangle^2$.

The moments of higher orders were computed in the same way and eventually the two authors deduced that \mathcal{V} followed a Gaussian law, as announced, which took the form

$$f(v, v_0, t) = \sqrt{\frac{m}{2\pi k_B T (1 - e^{-2\beta t})}} \exp \left[-\frac{m}{2k_B T} \frac{(v - v_0 e^{-\beta t})^2}{1 - e^{-2\beta t}} \right]. \quad (5.27)$$

This transformed into Maxwell-Boltzmann distribution in the long-time limit, and into a Dirac distribution at initial velocity v_0 for the $t = 0$ limit, as expected.

The problem at the level of displacements is to find the probability for a particle that started at time $t = 0$ at position x_0 with velocity v_0 to lie between positions x and $x + dx$ at time t . The computations were performed in a similar manner and made constants C_i , already determined, appear. Ornstein and Uhlenbeck showed that the Gaussian law for displacements also held for any time, but for the modified variable $\mathcal{S} = s - v_0 (1 - e^{-\beta t}) / \beta = s - \langle s \rangle$, and could be written

$$f(x, x_0, t) = \sqrt{\frac{m\beta^2}{2\pi k_B T (2\beta t - 3 + 4e^{-\beta t} - e^{-2\beta t})}} \exp \left[-\frac{m\beta^2}{2k_B T} \frac{\left[x - x_0 - \frac{v_0}{\beta} (1 - e^{-\beta t}) \right]^2}{2\beta t - 3 + 4e^{-\beta t} - e^{-2\beta t}} \right]. \quad (5.28)$$

Interestingly, the velocity distribution depends only on the initial velocity v_0 , whereas the displacement distribution depends on both v_0 and the initial position x_0 . In the short time limit, this distribution converges to a Dirac function at x_0 , as expected. In the long time limit however, at the numerator of the fraction inside the exponential remains the term $x - x_0 - v_0/\beta$, whereas only $x - x_0$ appears in Einstein's formula eq. (3.6). The explanation given in the following article (Ornstein and Wijk, 1934) was that 'For time intervals large in comparison with $[1/\beta]$, we may neglect $[\frac{v_0}{\beta} (1 - e^{-\beta t})]$ compared with $x - x_0$; since $|x - x_0|$ will not remain finite for large values of t whereas v_0/β remains constant. In fact this argument is a bit incorrect because position x and time t in the probability distribution have to be considered as independent variables taking any values, but not supposing a dependency of x on t . The result is correct though, and the difference with Einstein's formula is accounted for by the fact that Ornstein and Uhlenbeck considered the case of a particle moving with initial velocity v_0 , unlike Einstein. Their probability distribution should then be written rigorously $f(x, x_0, v_0, t)$.

In this article, the authors also offered a general method to obtain Fokker-Planck equations, which they applied to the particular cases of the velocity distribution, to rediscover Ornstein's 1917 result, and of the displacement distribution. The derivation followed the same scheme as Einstein's one, detailed in section 3.1.1, and as Ornstein's one, presented in section 5.1.1, but with some significant differences in the hypotheses, which we examine now.

Let $f(q, q_0, t)$ be the distribution of a variable q , with initial value q_0 at time $t = 0$. The associated Fokker-Planck equation is the partial differential equation whose f is solution. Let us consider that during a time Δt the variable q changes by an amount Δq , with a probability distribution $\phi(\Delta q, q, t)$, depending on the value q at the beginning of the time interval Δt , but which we suppose to be independent of the initial value q_0 . We write with a prime symbol the value of q after the increment: $q' = q + \Delta q$. Following the same reasoning as before, they got

$$f(q', q_0, t + \Delta t) = \int_{-\infty}^{+\infty} f(q' - \Delta q, q_0, t) \phi(\Delta q, q' - \Delta q, t) d(\Delta q). \quad (5.29)$$

Like their predecessors, they went on with a Taylor expansion in Δt for the left-hand side and in Δq for the right-hand side. Both expansions were for the moment complete, that is to say they did not choose to cut the Taylor series at a particular order, and consequently they had an infinity of terms. The right-hand side expansion gave rise to the apparition of all the moments of $\Delta q : \{\langle \Delta q^k \rangle\}_{k \in \mathbb{N}}$. The equation contained two infinitesimal quantities: Δt and Δq , and in order to get a useful equation for physicists, they had to neglect terms from a particular order and therefore to choose where to stop the expansion for both infinitesimal quantities coherently. For that, the authors defined two functions

$$\left\{ \begin{array}{l} \lim_{\Delta t \rightarrow 0} \frac{\langle \Delta q \rangle}{\Delta t} = g_1(q, t), \\ \lim_{\Delta t \rightarrow 0} \frac{\langle \Delta q^2 \rangle}{\Delta t} = g_2(q, t), \end{array} \right. \quad (5.30)$$

$$\left\{ \begin{array}{l} \lim_{\Delta t \rightarrow 0} \frac{\langle \Delta q^2 \rangle}{\Delta t} = g_2(q, t), \end{array} \right. \quad (5.31)$$

and assumed that for higher orders

$$\lim_{\Delta t \rightarrow 0} \frac{\langle \Delta q^k \rangle}{\Delta t} = 0 \quad k \geq 3. \quad (5.32)$$

This hypothesis was in fact equivalent to keeping terms of order 1 in Δt and terms of order 2 in Δq , in the case where Δt tended to 0. Indeed, dividing the expression that contained the full expansions by Δt and letting Δt tend to 0 made all terms of order greater than or equal to 2 in Δt null, and all terms of order greater than or equal to 3 in Δq null as well, according to eq. (5.32). This was the very choice that Einstein made to obtain the diffusion equation.

Using these definitions and letting Δt tend toward 0, they finally obtained

$$\frac{\partial f}{\partial t} = \frac{g_2}{2} \frac{\partial^2 f}{\partial q^2} + \left(\frac{\partial g_2}{\partial q} - g_1 \right) \frac{\partial f}{\partial q} + \left(\frac{1}{2} \frac{\partial^2 g_2}{\partial q^2} - \frac{\partial g_1}{\partial q} \right) f. \quad (5.33)$$

This is a general Fokker-Planck equation for any system that satisfies the hypothesis given by eq. (5.32) and for which increments Δq are independent of the initial value q_0 . In order to use it for their problem, the authors needed to determine the functions g_1 and g_2 and to make sure that eq. (5.32) was satisfied.

From all the previous developments, it was easy to check that $g_1(v, t) = -v\beta$, $g_2(v, t) = \gamma$ for the case of velocity, and that the condition of eq. (5.32) was satisfied. By replacing these values in eq. (5.33), they found the Fokker-Planck equation associated with the diffusion of velocities, already obtained by Ornstein in 1917 (eq. (5.18)).

A difficulty arose when it came to applying this method to displacements. They needed to compute $\langle \Delta x \rangle$ and $\langle \Delta x^2 \rangle$ to get g_1 and g_2 , but when averaging eq. (5.10) they obtained

$$\begin{aligned} -\beta \langle \Delta x \rangle &= \langle v' \rangle - \langle v \rangle \\ &= v_0 e^{-\beta t} (e^{\beta \Delta t} - 1), \end{aligned} \quad (5.34)$$

thus in the $\Delta t \rightarrow 0$ limit, it became

$$\langle \Delta x \rangle = v_0 e^{-\beta t} \Delta t. \quad (5.35)$$

Following the same calculations by putting first the equation to the square, they got $\langle \Delta x^2 \rangle \propto \Delta t^2$ and so g_2 was null. Then Fokker-Planck equation read

$$\frac{\partial f}{\partial t} = -v_0 e^{-\beta t} \frac{\partial f}{\partial x}. \quad (5.36)$$

This equation could not be the general Fokker-Planck equation of the problem since it did not transform into Einstein's diffusion equation in the $t \gg \beta^{-1}$ limit, as it should have.

Ornstein and Uhlenbeck noted this difficulty and attributed it to the hypothesis they made when deriving the Fokker-Planck equation in the general case (eq. (5.33)) and which seemed defective in this case. The hypothesis in question was the independence of the increments Δx with respect to the initial values x_0 and v_0 . Indeed, we can see in the calculation that this hypothesis was not verified since the average of the increments $\langle \Delta x \rangle$ depended explicitly on v_0 according to eq. (5.35)

This difficulty was overcome only four years later, by the joint efforts of Ornstein and Van Wijk in their 1934 article, in which they obtained the true Fokker-Planck equation without using the previously mentioned hypothesis, therefore in a more general case, which allowed its application to the case of the displacements. In reality, it was not the relaxation of this hypothesis that made it possible to obtain the announced Fokker-Planck equation. Following the reasoning of the two authors, we however explicitly note the dependence on the initial condition q_0 in the probability distribution of the increments $\phi(\Delta q, q, q_0, t)$. The derivation performed in the previous article is still valid because the q_0 dependency did not play a direct role. The only modifications to take into account are the dependencies in q_0 of all the quantities derived from $\phi(\Delta q, q, q_0, t)$. This is the case of the moments $\langle \Delta q^k \rangle$ of this distribution and consequently of the functions g_1 and g_2 which we thus explicitly note $g_1(q, q_0, t)$ and $g_2(q, q_0, t)$. The general equation (eq. (5.33)) was therefore still valid but Ornstein and van Wijk admitted they could not deduce the equation for the case of displacements from this reasoning. Their next idea was quite surprising and could appear as a mathematical sleight of hand. They assumed that the functions g_1 and g_2 were only

functions of time, and called them $n(t)$ and $m(t)$ respectively. This assumption was obviously not verified a priori but allowed them to eliminate the derivatives of these functions with respect to q in eq. (5.33), which gave

$$\frac{\partial f}{\partial t} = \frac{m(t)}{2} \frac{\partial^2 f}{\partial q^2} - n(t) \frac{\partial f}{\partial q}. \quad (5.37)$$

By defining

$$\left\{ \begin{array}{l} N(t) = \int_0^t n(t') dt', \\ M(t) = 2 \int_0^t m(t') dt', \end{array} \right. \quad (5.38)$$

$$\left\{ \begin{array}{l} N(t) = \int_0^t n(t') dt', \\ M(t) = 2 \int_0^t m(t') dt', \end{array} \right. \quad (5.39)$$

the exact solution read

$$f(q, q_0, t) = \frac{1}{\sqrt{\pi M(t)}} \exp \left[-\frac{(q - N(t))^2}{M(t)} \right]. \quad (5.40)$$

Hence, $f(q, q_0, t)$ followed a Gaussian distribution for the variable q , centred on $N(t)$ and of variance $M(t)/2$

$$\left\{ \begin{array}{l} N(t) = \langle q \rangle, \\ M(t) = 2 [\langle q^2 \rangle - \langle q \rangle^2]. \end{array} \right. \quad (5.41)$$

$$\left\{ \begin{array}{l} N(t) = \langle q \rangle, \\ M(t) = 2 [\langle q^2 \rangle - \langle q \rangle^2]. \end{array} \right. \quad (5.42)$$

Functions $n(t)$ and $m(t)$ were given by the derivatives of the above results

$$\left\{ \begin{array}{l} n(t) = \frac{d}{dt} \langle q \rangle, \\ m(t) = \frac{d}{dt} [\langle q^2 \rangle - \langle q \rangle^2]. \end{array} \right. \quad (5.43)$$

$$\left\{ \begin{array}{l} n(t) = \frac{d}{dt} \langle q \rangle, \\ m(t) = \frac{d}{dt} [\langle q^2 \rangle - \langle q \rangle^2]. \end{array} \right. \quad (5.44)$$

To finish the calculation, they used the value of the moments $\langle q \rangle$ and $\langle q^2 \rangle$ given by the displacement distribution (eq. (5.28))

$$\left\{ \begin{array}{l} n(t) = v_0 e^{-\beta t}, \\ m(t) = \frac{2k_B T}{m\beta} (1 - e^{-\beta t})^2. \end{array} \right. \quad (5.45)$$

$$\left\{ \begin{array}{l} n(t) = v_0 e^{-\beta t}, \\ m(t) = \frac{2k_B T}{m\beta} (1 - e^{-\beta t})^2. \end{array} \right. \quad (5.46)$$

Replacing these values in the simplified Fokker-Planck equation (eq. (5.37)), they had

$$\frac{\partial f}{\partial t} = (1 - e^{-\beta t})^2 \frac{k_B T}{m\beta} \frac{\partial^2 f}{\partial x^2} - v_0 e^{-\beta t} \frac{\partial f}{\partial x}. \quad (5.47)$$

This reasoning may seem illegitimate because of the unrealistic assumption made but it ultimately gave the expected result, as clear-mindedly explained by the authors

The mode of reasoning by which [eq. (5.47)] has been obtained from [eq. (5.33)] may seem anything but stringent, because $[g_1]$ and $[g_2]$ will certainly depend on x too in the case in question but however this may be.. [eq. (5.47)] is a differential equation possessing [eq. (5.28)] as its fundamental solution and transforming into the diffusion equation for $t = \infty$. On the other hand, if $t = 0$, it gives the equation of hydrodynamics [eq. (5.36)] which describes the flow of an ensemble of particles. Thus, the whole range of t values is covered by [eq. (5.47)] and it is very instructive to see from [eq. (5.47)] in what way the equation of motion for an ensemble of particles all having the same position x_0 and velocity v_0 at $t = 0$ is transformed into the diffusion equation by the action of the unsystematic impulses of the surrounding liquid. (Ornstein and Wijk, 1934, p. 253-254)

6. Comparison between Brownian motion theories

We have studied in detail the theory proposed by Ornstein and Uhlenbeck to account for Brownian motion. This theory, like that of Wiener, was based on the theories developed by Einstein, Smoluchowski and Langevin in the 1900s. The question of the comparison of Ornstein-Uhlenbeck's theory with Wiener's one can then be asked since they have been developed in parallel over the same period but in different directions. It also seems wise to compare these two theories with the first physical theories from which they derived.

We can already mention the fundamental difference between these two theories: Ornstein-Uhlenbeck theory assumed by construction the existence of the velocity of Brownian particles while Wiener dealt with an idealized Brownian motion in which the Gaussian distribution for displacements was valid at times, as small as desired, which implied the non differentiability of the trajectories. One may wonder whether Ornstein and Uhlenbeck were aware of Wiener's work, and if so, what justified for them the use of a model where velocity existed. To provide some answers, we must look later in time. Although we do not analyse the articles published after 1934, we pick some elements that offer useful insights to our problem.

6.1. Doob's development on Ornstein-Uhlenbeck theory

The years 1930-1940 were marked by an important development of modern probability theory, that is to say probability based on measure theory coming from analysis; in particular with Lévy's, Kolmogorov's and Doob's works. This modern theory gave birth to stochastic processes, on the boundary between mathematics and theoretical physics. A new vocabulary appeared for new mathematical objects.

Doob was one of the first mathematicians to formulate a theory of stochastic processes with continuous parameters (e.g. time) at a time when most probabilists were not fond of measure theory (Gettoor, 2009). Doob wrote his first article on the subject in 1937, but it is his fundamental article published in 1942 that we are particularly interested in. In this article appeared the first rigorous mathematical theory of the Ornstein-Uhlenbeck process, expressed in modern terms stemming from the theory of stochastic processes. Doob's stated objectives were: to use modern probability methods to analyse Ornstein-Uhlenbeck distributions and to give the absolute probability distributions, as opposed to the conditional distributions that Ornstein and Uhlenbeck offered. These distributions are said to be conditional because they depend on the initial values q_0 of the concerned parameters. In the sense of modern probabilities, it is said that they are conditional probability of q knowing q_0 . It was thanks to this modern analysis that Doob demonstrated that the velocity v , considered in Ornstein-Uhlenbeck model, did not admit a derivative, that is to say that Brownian particles had no finite acceleration. He then came to an essential point of his article: the proper writing of Langevin equation to avoid writing dv/dt since this quantity did not exist. It was on this occasion that Doob introduced a new differential writing, which gave rise to stochastic integrals, such as those initiated by Wiener, of which we spoke at the end of section 4.2.5.

Doob showed that the variance of the velocity increment over a time t was proportional to t for short times. Indeed, he demonstrated that

$$\begin{aligned} \langle [v(t+s) - v(s)]^2 \rangle &= 2 \frac{k_B T}{m} (1 - e^{-\beta t}) \\ &\underset{t \rightarrow 0}{\sim} 2 \frac{k_B T}{m} \beta t. \end{aligned} \tag{6.1}$$

Consequently, $\sqrt{\langle [v(t+s) - v(s)]^2 \rangle}$ was of the order of magnitude of \sqrt{t} and therefore the velocity was not differentiable. It was an argument quite similar to the one of the non differentiability

of displacements in the case of Gaussian increments.

Hence, Doob needed a new writing for Langevin equation, in order to avoid writing dv/dt . He proposed the following formulation

$$dv(t) = -\beta v(t)dt + dB(t), \quad (6.2)$$

where $B(t)$ was a stochastic noise which must be specified. The above equation was simply Langevin equation multiplied by dt , in which Doob set $dB(t) = F(t)dt$. Therefore, the force F was formally the derivative of B .

Doob then devoted one part of his article to make sense of eq. (6.2) and the different terms that composed it. According to him, we must understand this equation as equivalent to any equation of the form

$$\int_a^b f(t)dv(t) = -\beta \int_a^b f(t)v(t)dt + \int_a^b f(t)dB(t). \quad (6.3)$$

for all real a and b and for all continuous function f . The first two integrals were classical integrals while the third one was a stochastic integral.

We do not discuss further this breakthrough, which gave rise to the development of stochastic calculus, which is a very rich subject that we can not deal with in our history of Brownian motion. It is interesting to note though, that Doob showed that this function B had the same properties as a Wiener process. He also demonstrated that the Gaussian white noise F was formally the derivative of a Wiener process, although this one did not admit a derivative in the strict sense.

By choosing $f(t) = \exp(\beta t)$ in eq. (6.3) and by taking $v_0 = 0$, one can integrate the first two members making use of classic integration by parts methods, which gives rise to the stochastic integral

$$v(t) = e^{-\beta t} \int_0^t e^{\beta t'} dB(t'), \quad (6.4)$$

whose solution is, according to (Kahane, 1998),

$$v(t) = \frac{e^{-\beta t}}{2\beta} W_1(e^{2\beta t}), \quad (6.5)$$

where W_1 is a Wiener process, whose argument has been rescaled.

As Jean-Pierre Kahane pointed out in his lecture on Paul Langevin at the *Bibliothèque Nationale de France* (Kahane, 2014), the physicists' Brownian motion presupposed the existence of the velocity while that of Wiener demonstrated that velocity did not exist. According to Kahane, they were therefore incompatible, but complementary. He further explained that the two echo each other by construction. Indeed, one can start from the Langevin equation, which relies on a well-defined velocity of the particle, to obtain Einstein's relation on the mean of the squares of displacements in function of the time. Then Wiener started from this last formula to construct an idealized Brownian motion theory, in which velocity did not exist. With Doob we complete the circle in the other direction because the Langevin equation, that controlled the evolution of the velocity of a particle, can be written formally with the help of the mathematicians' Brownian motion, that is the Wiener process, as we saw above.

6.2. Ornstein-Uhlenbeck and Wiener's disagreement on the status of velocity

In 1945, Uhlenbeck wrote a new article (Uhlenbeck and Wang, 1945) on Brownian movement in collaboration with Ming Chen Wang, a colleague of Michigan University, with whom he co-wrote

eleven articles on kinetic-theory problems. The authors proposed to redo a review article on the different Brownian movement theories, with the new vocabulary developed in the years 1930-1940. It was in this publication that Ornstein-Uhlenbeck process was expressed as a stochastic process for the first time.

It was also in this 1945 article, twelve years after Wiener's article in which he demonstrated the non-differentiability of Brownian trajectories in the framework of the Wiener process, and three years after Doob's article in which he proved the non-differentiability of the velocity of Brownian particles in the framework of the Ornstein-Uhlenbeck process, that Uhlenbeck referred to these two works for the first time. In the words of the authors

The authors are aware of the fact that in the mathematical literature (especially in papers by N. Wiener, J. L. Doob, and others; cf. for instance [(Doob, 1942)], also for further references) the notion of a random (or stochastic) process has been defined in a much more refined way. This allows for instance to determine in certain cases the probability that the random function $y(t)$ is of bounded variation, or continuous or differentiable, etc. However, it seems to us that these investigations have not helped in the solution of problems of direct physical interest, and we will, therefore, not try to give an account of them. (Uhlenbeck and Wang, 1945, p. 324, footnote 9)

We thus see that the authors knew the results of the mathematicians, moreover they quoted some of Wiener's articles explicitly in the rest of their article. They believed, however, that the models constructed by mathematicians were not of physical interest and did not contribute to the analysis of experimental results. Indeed, even though the non-differentiability of trajectories had given rise to many developments in mathematics, it seemed hardly acceptable from a physical point of view, although evoked by Perrin in the first place. Despite the extreme sinuosity of the trajectories, there was a scale below which the particle moved in straight line at a constant velocity between two collisions, which was accounted for by Ornstein and Uhlenbeck's extension to short times of the first physical theories. The contributions for physics of the mathematical models of Brownian motion rather lay in the development of mathematical tools that would be used by physicists, and even chemists and biologists, to deal with other stochastic processes appearing in natural sciences.

6.3. Is Ornstein-Uhlenbeck theory better than Wiener's one?

We can also ask the question of the comparison between the Ornstein-Uhlenbeck theory and the Einstein-Smoluchowski theory. A good summary of both theories and their relationship was given in (Nelson, 1967):

For ordinary Brownian motion (e.g., carmine particles in water) the predictions of the Ornstein-Uhlenbeck theory are numerically indistinguishable from those of the Einstein-Smoluchowski theory. However, the Ornstein-Uhlenbeck theory is a truly dynamical theory and represents great progress in the understanding of Brownian motion. Also, as we shall see later (Chapter 10), there is a Brownian motion where the Einstein-Smoluchowski theory breaks down completely and the Ornstein-Uhlenbeck theory is successful. (Nelson, 1967, p. 45)

Let us examine why Edward Nelson claimed that both theories were indistinguishable, and in which particular case they could in fact give different results. According to him²⁴, the variance of displacements in Ornstein-Uhlenbeck's theory was given by

$$\langle x^2 \rangle - \langle x \rangle^2 = 2Dt + \frac{D}{\beta} \left(-3 + 4e^{-\beta t} - e^{-2\beta t} \right), \quad (6.6)$$

where the second term in the right-hand side was the deviation from the value $2Dt$ predicted by Einstein's theory, and could be estimated numerically. Nelson gave the value $3 \cdot 10^{-8}$ for the

²⁴This is straightforward from eq. (5.11) or from eq. (4.23).

upper bound of the absolute relative error, using the values $\beta^{-1} = 10^{-8}$ s and $t = 1/2$ s. He found the same order of magnitude as the one computed by Wiener in his article (Wiener, 1921b), discussed in section 4.2.3. Einstein's theory then seemed to be a very good approximation of Ornstein-Uhlenbeck's exact theory, since the difference between the two was not experimentally measurable, as long as we remain in the domain where $t \geq \beta^{-1}$.

Nevertheless, there was a case where the predictions of the exact theory and of the approximation differed significantly: Brownian motion in the presence of an external force, which we have not discussed until now. It seems important to briefly present this argument because it gives legitimacy to the Ornstein-Uhlenbeck theory, which otherwise would be a great theoretical advance without any real experimental application, since Einstein's theory already accounts for everything. The argument was detailed in (Nelson, 1967), and read as follows. Nelson considered a Brownian particle in a harmonic potential of pulsation ω , then Langevin equation²⁵ read in the following coupled form

$$\begin{cases} dx(t) = v(t)dt, & (6.7) \\ dv(t) = -\omega^2 x(t)dt - \beta v(t)dt + dB(t), & (6.8) \end{cases}$$

where B was a Wiener process of variance²⁶ $2\beta^2 D$. There were then three cases:

- (i) $\beta > 2\omega$: over-damped, the viscous friction force is stronger than the harmonic force,
- (ii) $\beta < 2\omega$: under-damped, the viscous friction force is weaker than the harmonic force,
- (iii) $\beta = 2\omega$: critically damped.

This experiment was carried out by Eugen Kappler in 1931 in the three cases. Brownian particles were small suspended mirrors that were impacted by surrounding gas molecules. This was indeed a one-dimensional Brownian motion, described by the angle that the mirrors made with their equilibrium positions around their axis, while they were subjected to a torsion force of harmonic form. In case (i) the result was expected to be very close from the Brownian motion of a free particle, and therefore we expect Einstein's approximation to be still valid. The plot of the angle versus time in case (i) was very similar to a Wiener trajectory (noisy, random, without a regular pattern), although it never deviated much from its median position because of the force. This is the curve of a Markov process, satisfyingly approximated by a Wiener process, which is itself a Markov process. In case (ii) however, because of the dominance of the harmonic potential, the trajectory was much smoother and approached a sinusoid, which could not be accounted for by a Markov process. In this case, Einstein-Smoluchowski's theory, or equivalently Wiener processes, which were Markov processes, failed to account for this experimental behaviour.

7. Conclusion

In this article we were interested in the history of Brownian motion from Einstein's first article in 1905 to Ornstein's last article in 1934. We investigated a transition period that has often been overlooked, when Brownian motion became an object of interest for mathematicians. Through the concept of velocity, we tested the links between theories and experiments and between theories themselves, thus exploring the relationship between physics and mathematics. This was the occasion to clarify the status of velocity in Brownian motion theories, to have a glimpse at the birth of stochastic processes and the different ways to introduce randomness into physics, and to present in a simple way Wiener's results to the physicists.

²⁵This Langevin equation written in differential form follows the formalism developed by Doob in eq. (6.2), which we discussed in section 6.1.

²⁶The variance of the Wiener process was set to the value $2\beta^2 D$, which was what Ornstein called γ , according to Equation (5.19). This is therefore in agreement with the primary definition of γ , given by eq. (5.6) (variance of F).

By first looking at the first physical theories of Brownian motion, we deduced that Einstein and Smoluchowski developed a quite similar model in which displacement was preferred to velocity, which was not properly defined; and that they introduced the stochasticity in their theories by considering quantities coming from probability theory, namely probability distributions or average quantities. On the contrary, Langevin considered an equation in which velocity appeared, and brought randomness into physics thanks to an additional stochastic term, added to the deterministic equation. Those two ways of thinking the stochastic aspect of a problem are still employed today and named Fokker-Planck equation and Langevin equation. They all agreed however on the fundamental formula $\langle x^2 \rangle \propto t$, which was a consequence of the Gaussian distribution of displacements.

We focused on Wiener's work to draw the reasons of his interest for Brownian motion, until then a playground for physicists. We found out that Wiener's taste for physics can be partially accounted for by the lectures his Cambridge's professors suggested, in which he learnt about Brownian motion. Moreover, he found in Brownian motion a good test ground for his ideas on integration theory, which he investigated in the light of Perrin's quotation on the similarity between Brownian trajectories and functions without tangent. He built the first mathematical theory of Brownian motion, taking Einstein's theory as a starting point but knowingly working on an idealised version of it, in which the Gaussian distribution discussed above held for any time. This choice led to the proof of the non-differentiability of Brownian trajectories, thus echoing Perrin's intuition.

Alongside Wiener's work, Ornstein, later joined by Uhlenbeck, took another road. Whereas Wiener decided to extend Einstein's Gaussian distribution to short times, even if the physical reality was much more complex, Ornstein was interested in completing Einstein's results with a treatment of the short time limit that respected the physical reality. Moreover, he chose to work with the velocity, following Langevin's early calculations. For these two reasons, Wiener's and Ornstein-Uhlenbeck's theories were conflicting although complementary, as shown by modern stochastic calculus. Ornstein and Uhlenbeck showed that in the short time limit the Gaussian distribution no longer held, and that a relation of the type $\langle x^2 \rangle \propto t^2$ held instead, thus leading to a proper definition of the velocity in this limit.

During this walk through history, we did not observe any dialogue between mathematicians and physicists, for they worked on the same subject in parallel without interacting, except for the small mention of Wiener's work by Uhlenbeck in which he denied its usefulness for physical purposes. Indeed, Wiener's theory did not improve our understanding of physical phenomena related to Brownian motion, but instead contributed to the birth of the field of stochastic processes, which is now highly used by physicists.

In the end, velocity is a concept whose existence and meaning depend on the model one considers. When talking about experiments, velocity has the classic definition used in physics but cannot be measured, which explains the failure of early attempted measurements. When talking about Wiener process, velocity is not defined, and trajectories are described by continuous functions without tangent at any point, leading to the development of fractal theory. If we consider the Ornstein-Uhlenbeck process, velocity is well defined and linked to physical parameters, whereas it is not part of the Einstein-Smoluchowski theory.

Appendix A Results overview

We intend in this appendix to give a one-page synthesis of the different theories examined in this article, for the reader to grab at once all the ideas and results. The first table compares Einstein's, Smoluchowski's and Langevin's theories as for their physical ingredients, mathematical contents and results. The second figure provides a guideline to Wiener's work, following the steps of his construction. The last table gathers the articles in which Ornstein's and Uhlenbeck's

results are contained.

		Einstein	Smoluchowski	Langevin
Physics	Equipartition of energy	Indirect	✓	✓
	Stokes' law	✓	✓	✓
	Osmotic pressure	✓	✗	✗
	Treatment of collisions	✗	✓	Through X
Maths	Stochasticity	Distributions	Averages	Noise X
	Existence of velocity	✗	✗	✓
Results	$\lambda_x = f(t)$	✓	✓	✓
	$D = f(T, \mu, a)$	✓	✓	✗
	Diffusion equation	✓	✗	✗

Table 1: Comparison of Einstein's, Smoluchowski's and Langevin's theories of Brownian motion.

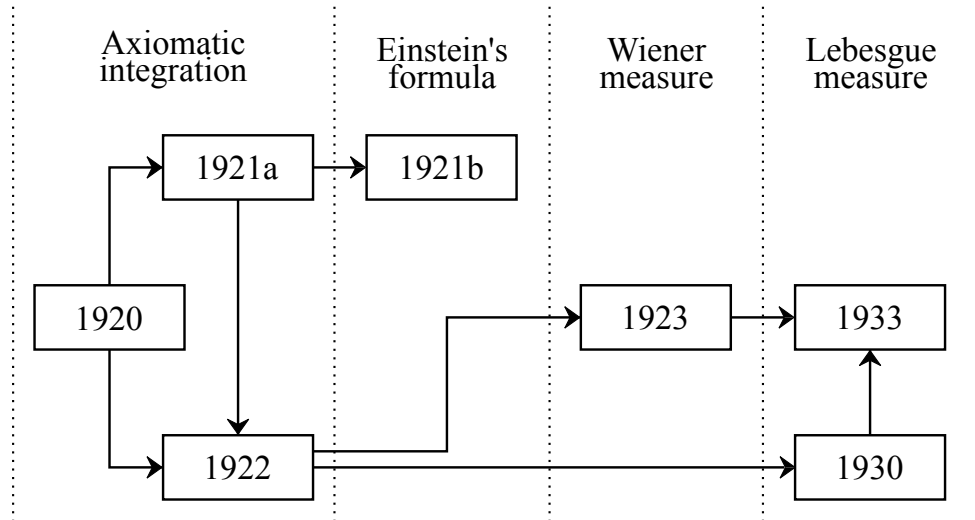


Figure 3: Guide to Wiener's work. The seven articles are split into the four stages of Wiener's construction, and the ideas continuity from an article to an other is symbolised by arrows.

	$\langle q \rangle$	$\langle q^2 \rangle$	$\langle q^k \rangle, k \geq 3$	$f(q, q_0, t)$	Fokker-Planck equation
$q = x$	1917 (O)	1917 (O)	1930 (O, U)	1930 (O, U)	1934 (O, W)
$q = v$	1917 (O)	1917 (O)	1930 (O, U)	1930 (O, U)	1917 (O)

Table 2: Summary of Ornstein's and Uhlenbeck's main results. Each box contains the year and the authors (O : Ornstein, U : Uhlenbeck, W : van Wijk) of the article in which the result appearing in the first line is derived.

References

- Bachelier, L. (1900). Théorie de la spéculation. *Annales scientifiques de l'École normale supérieure* 17, pp. 21–86.
- Brush, S. (1976). *The kind of motion we call heat*. North Holland publishing Company. Amsterdam, New York, Oxford.
- Chaudesaigues, J. U. (1908). Le mouvement Brownien et la formule d'Einstein. *Comptes rendus de l'académie des sciences de Paris*, pp. 1044–1046.
- Cohen, E. G. D. (1990). George E. Uhlenbeck and statistical mechanics. *American Journal of Physics* 58.(7), pp. 619–625.
- Darrigol, O. (2018). *Atoms, Mechanics, and Probability: Ludwig Boltzmann's Statistico-Mechanical Writings - An Exegesis*. Oxford University Press. Oxford, New York.
- Dimand, R. W. (1993). The case of Brownian motion: a note on Bachelier's contribution. *The British Journal for the History of Science* 26.(2), pp. 233–234.
- Doob, J. L. (1942). The Brownian Movement and Stochastic Equations. *The Annals of Mathematics* 43.(2), pp. 351–369.
- (1966). Wiener's work in probability theory. *Bulletin of the American Mathematical Society* 72.(1), pp. 69–73.
- Dresden, M. (1989). George E. Uhlenbeck. *Physics Today* 42.(12), pp. 91–94.
- Duclaux, J. (1908). Pressions osmotiques et mouvement brownien. *Comptes rendus de l'académie des sciences de Paris*, pp. 131–134.
- Duplantier, B. (2006). Brownian Motion, "Diverse and Undulating". *Einstein, 1905–2005: Poincaré Seminar 2005*. Damour, Thibault and Darrigol, Olivier and Duplantier, Bertrand and Rivasseau, Vincent. Basel: Birkhäuser Basel, pp. 201–293.
- (2007). Brownian Motion, "Diverse and Undulating". *arXiv:0705.1951*.
- Einstein, A. (1905). Über die von der molekularkinetischen Theorie der Wärme geforderte Bewegung von in ruhenden Flüssigkeiten suspendierten Teilchen. *Annalen der Physik* 17.(4), pp. 549–560. Translated in english in *Investigations*, p. 1-18.
- (1906). Zur Theorie der Brownschen Bewegung. *Annalen der Physik* 19.(4), pp. 371–381. Translated in english in *Investigations*, p. 19-35.
- (1907). Theoretische Bemerkungen über die Brownsche Bewegung. *Zeitschrift für Elektrochemie und angewandte physikalische Chemie* 13, pp. 41–42. Translated in english in *Investigations*, p. 63-67.
- (1926). *Investigations on the Theory of the Brownian Movement*. Dover Publications, Inc. New-York. 1956 (english translation). *Abbreviated Investigations*.
- (2006). On Boltzmann's Principle and Some Immediate Consequences Thereof. *Einstein, 1905–2005: Poincaré Seminar 2005*. Damour, Thibault and Darrigol, Olivier and Duplantier, Bertrand and Rivasseau, Vincent. Basel: Birkhäuser Basel, pp. 183–199.
- Getoor, R. (2009). J. L. Doob: Foundations of stochastic processes and probabilistic potential theory. *The Annals of Probability* 37.(5), pp. 1647–1663.
- Gouy, L. G. (1915). Le mouvement brownien d'après Lucrèce. *Comptes rendus de l'académie des sciences de Paris*, pp. 167–168.
- Henri, V. (1908a). Etude cinématographique des mouvements browniens. *Comptes rendus de l'académie des sciences de Paris*, pp. 1024–1026.

- Henri, V. (1908b). Influences des milieux sur les mouvements browniens. *Comptes rendus de l'académie des sciences de Paris*, pp. 62–65.
- Home, R. (2005). Speculating about Atoms in Early 20th-century Melbourne: William Sutherland and the Sutherland-Einstein Diffusion Relation, Sutherland Lecture. *16th National Congress*. 16th National Congress. Australian Institute of Physics, Canberra.
- Kahane, J.-P. (1998). Un essai sur les origines de la théorie mathématique. *Société Mathématique de France 1998*, pp. 123–155.
- (2014). Paul Langevin, le mouvement brownien et l'apparition du bruit blanc. Un texte, un mathématicien. Bibliothèque Nationale de France.
- Kerker, M. (1976). The Svedberg and Molecular Reality. *Isis* 67.(2), pp. 190–216.
- Langevin, P. (1908). Sur la théorie du mouvement Brownien. *Comptes rendus de l'académie des sciences de Paris*, pp. 530–533.
- Lévy, P. (1922). *Leçons d'analyse fonctionnelle*. Gauthier-Villars et Cie, Editeurs. Paris.
- Maiocchi, R. (1990). The case of Brownian motion. *The British Journal for the History of Science* 23.(3), pp. 257–283.
- Masani, P. R. (1990). *Norbert Wiener 1894-1964*. Birkhäuser Basel. Basel.
- Mason, R. C. (1945). Leonard Salomon Ornstein. *Science* 102.(2660), pp. 638–639.
- Maxwell, J. C. (1867). *Letter to Peter G. Tait*. Letter.
- Naqvi, K. R. (2005). The origin of the Langevin equation and the calculation of the mean squared displacement: Let's set the record straight. *arXiv:physics/0502141*. arXiv: physics / 0502141.
- Nelson, E. (1967). *Dynamical Theories of Brownian Motion*. Princeton University Press. URL: <https://web.math.princeton.edu/~nelson/books/bmotion.pdf>.
- Nye, M. J. (1972). *Molecular Reality. A Perspective on the Scientific Work of Jean Perrin*. Elsevier. New York.
- Ornstein, L. (1919). On the Brownian Motion. *KNAW, Proceedings* 21, pp. 96–108.
- Ornstein, L. and W. R. V. Wijk (1934). On the derivation of distribution functions in problems of Brownian motion. *Physica* 1, pp. 235–254.
- Ornstein, L. and F. Zernike (1919). The Theory of the Brownian Motion and Statistical Mechanics. *KNAW, Proceedings* 21, pp. 109–114.
- Paley, R. E. A. C., N. Wiener, and A. Zygmund (1933). Notes on random functions. *Mathematische Zeitschrift* 37.(1), pp. 647–668.
- Perrin, J. (1908a). L'agitation moléculaire et le mouvement Brownien. *Comptes rendus de l'académie des sciences de Paris*, pp. 967–970.
- (1908b). La loi de Stokes et le mouvement Brownien. *Comptes rendus de l'académie des sciences de Paris*, pp. 475–476.
- (1909). *Mouvement brownien et réalité moléculaire*. Masson et Cie, Éditeurs. Paris.
- (1913). *Les Atomes*. Flammarion. Paris. (2014).
- Piasecki, J. (2007). Centenary of Marian Smoluchowski's theory of Brownian Motion. *Acta Physica Polonica B* 38.(5), pp. 1623–1629.
- Pohl, G. (2006). The theory of Brownian motion — one hundred years old. *The Global and the Local: The History of Science and the Cultural Integration of Europe. Proceedings of the 2nd ICESHS*. Cracow, pp. 419–424.

- Renn, J. (2005). Einstein's invention of Brownian motion. *Annalen der Physik* 14 (S1), pp. 23–37.
- Ryskin, G. (1997). Simple procedure for correcting equations of evolution: Application to Markov processes. *Physical Review E* 56.(5), pp. 5123–5127.
- Smoluchowski, M. (1906). Essai d'une théorie cinétique du mouvement Brownien et des milieux troubles. *Bulletin International de l'Académie des sciences de Cracovie*, pp. 577–602.
- (1912). Experimentell nachweisbare, der üblichen Thermodynamik widersprechende Molekularphänomene. *Physikalische Zeitschrift* 13, pp. 1069–1080.
- Średniawa, B. (1992). The Collaboration of Marian Smoluchowski and Theodor Svedberg on Brownian Motion and Density Fluctuations. *Centaurus* 35.(3), pp. 325–355.
- Svedberg, T. (1906a). Über die Eigenbewegung der Teilchen in Kolloidalen Lösungen. *Zeitschrift für Elektrotechnik und Elektrochemie* 12.(47), pp. 853–860.
- (1906b). Über die Eigenbewegung der Teilchen in Kolloidalen Lösungen II. *Zeitschrift für Elektrotechnik und Elektrochemie* 12.(51), pp. 909–910.
- Uhlenbeck, G. and L. Ornstein (1930). On the Theory of the Brownian Motion. *Physical Review* 36.(5), pp. 823–841.
- Uhlenbeck, G. and M. C. Wang (1945). On the Theory of the Brownian Motion II. *Reviews of Modern Physics* 17.(2), pp. 323–342.
- Wiener, N. (1920). The Mean of a Functional of Arbitrary Elements. *The Annals of Mathematics* 22.(2), pp. 66–72.
- (1921a). The average of an analytical functional. *Proceedings of the National Academy of Sciences* (7), pp. 253–260.
- (1921b). The Average of an Analytic Functional and the Brownian Movement. *Proceedings of the National Academy of Sciences* 7.(10), pp. 294–298.
- (1922). The Average value of a functional. *Proceedings of the London Mathematical Society* 22, pp. 454–467.
- (1923). Differential Space. *Journal of Mathematics and Physics* 2.(1), pp. 131–174.
- (1930). Generalized harmonic analysis. *Acta Mathematica* 55, pp. 117–258.
- (1956). *I Am A Mathematician The Later Life of a Prodigy*. The M.I.T Press. Cambridge, Massachusetts.