

Quantification of the Chiral Magnetic Effect in Au+Au collisions at $\sqrt{s_{\text{NN}}} = 200$ GeV

Roy A. Lacey^{1,*} and Niseem Magdy^{2,†}

¹*Depts. of Chemistry & Physics, Stony Brook University, Stony Brook, New York 11794, USA*

²*Department of Physics, University of Illinois at Chicago, Chicago, Illinois 60607, USA*

(Dated: December 29, 2021)

The Multi-Phase Transport model, AMPT, and the Anomalous Viscous Fluid Dynamics model, AVFD, are used to assess a possible chiral-magnetically-driven charge separation (ΔS) recently measured with the $R_{\Psi_2}(\Delta S)$ correlator in Au+Au collisions at $\sqrt{s_{\text{NN}}} = 200$ GeV. The Comparison of the experimental and simulated $R_{\Psi_2}(\Delta S)$ distributions indicates that background-driven charge separation is insufficient to account for the measurements. The AVFD model calculations, which explicitly account for CME-driven anomalous transport in the presence of background, indicate a CME signal quantified by the P -odd Fourier dipole coefficient $a_1' \approx 0.5\%$ in mid-central collisions. A similar evaluation for the $\Delta\gamma$ correlator suggests that only a small fraction of this signal ($f_{\text{CME}} = \Delta\gamma_{\text{CME}}/\Delta\gamma \approx 25\%$) is measurable with this correlator in the same collisions. The related prediction for signal detection in isobaric collisions of Ru+Ru and Zr+Zr are also presented.

PACS numbers: 25.75.-q, 25.75.Gz, 25.75.Ld

Heavy-ion collisions at the Relativistic Heavy Ion Collider (RHIC) and the Large Hadron Collider (LHC) lead to the production of a magnetized chiral relativistic quark-gluon plasma (QGP) [1–5], akin to the primordial plasma produced in the early Universe [6, 7] and several degenerate forms of matter found in compact stars [8]. Pseudo-relativistic analogs include Dirac and Weyl semimetals [9–11]. The study of anomalous transport in the QGP can give fundamental insight not only on the complex interplay of chiral symmetry restoration, axial anomaly and gluon topology [5, 12–15], but also on the evolution of magnetic fields in the early Universe [16, 17].

A major anomalous process predicted to occur in the magnetized QGP is the chiral magnetic effect (CME) [18]. It is characterized by the vector current:

$$\vec{J}_V = \frac{N_c e \vec{B}}{2\pi^2} \mu_A, \text{ for } \mu_A \neq 0, \quad (1)$$

where N_c is the color factor, \vec{B} is the magnetic field and μ_A is the axial chemical potential that quantifies the axial charge asymmetry or imbalance between right- and left-handed quarks in the plasma [18–21]. Experimentally, the CME manifests as the separation of electrical charges along the \vec{B} -field [1, 18]. This stems from the fact that the CME preferentially drives charged particles, originating from the same “ P -odd domain”, along or opposite to the \vec{B} -field depending on their charge.

The charge separation can be quantified via measurements of the first P -odd sine term a_1 , in the Fourier decomposition of the charged-particle azimuthal distribution [22]:

$$\frac{dN^{\text{ch}}}{d\phi} \propto 1 + 2 \sum_n (v_n \cos(n\Delta\phi) + a_n \sin(n\Delta\phi) + \dots) \quad (2)$$

where $\Delta\phi = \phi - \Psi_{\text{RP}}$ gives the particle azimuthal angle with respect to the reaction plane (RP) angle, and

v_n and a_n denote the coefficients of the P -even and P -odd Fourier terms, respectively. A direct measurement of the P -odd coefficients a_1 , is not possible due to the strict global \mathcal{P} and \mathcal{CP} symmetry of QCD. However, their fluctuation and/or variance $\tilde{a}_1 = \langle a_1^2 \rangle^{1/2}$ can be measured with charge-sensitive correlators such as the γ -correlator [22] and the $R_{\Psi_m}(\Delta S)$ correlator [23–26].

The γ -correlator measures charge separation as:

$$\gamma_{\alpha\beta} = \langle \cos(\phi_\alpha + \phi_\beta - 2\Psi_{\text{EP}}) \rangle, \quad \Delta\gamma = \gamma_{\text{OS}} - \gamma_{\text{SS}},$$

where Ψ_{EP} is the azimuthal angle of the event plane, ϕ denote the particle azimuthal emission angles, α, β denote the electric charge (+) or (−) and SS and OS represent same-sign (++, −−) and opposite-sign (+−) charges.

The $R_{\Psi_m}(\Delta S)$ correlator [23, 24] is constructed for the m^{th} -order event plane Ψ_m , as the ratio:

$$R_{\Psi_m}(\Delta S) = C_{\Psi_m}(\Delta S) / C_{\Psi_m}^\perp(\Delta S), \quad m = 2, 3, \quad (3)$$

where $C_{\Psi_m}(\Delta S)$ and $C_{\Psi_m}^\perp(\Delta S)$ are correlation functions that quantify charge separation ΔS , parallel and perpendicular (respectively) to the \vec{B} -field. $C_{\Psi_2}(\Delta S)$ measures both CME- and background-driven charge separation while $C_{\Psi_2}^\perp(\Delta S)$ measures only background-driven charge separation. The absence of a strong correlation between the orientation of the Ψ_3 plane and the \vec{B} -field, also renders $C_{\Psi_3}(\Delta S)$ and $C_{\Psi_3}^\perp(\Delta S)$ insensitive to a CME-driven charge separation, but not to the background, so it can give additional insight into the relative importance of background-driven and CME-driven charge separation [23, 24].

Recently, the STAR collaboration reported new charge separation measurements for the $R_{\Psi_2}(\Delta S)$ correlator, which suggested a possible CME-driven charge separation in Au+Au collisions [27]. Here, we use the AMPT [28] and AVFD [29, 30] models with varying degrees of charge separation, characterized by the dipole term a_1' ,

to calibrate the correlator and extract an estimate of the magnitude of the suggested CME signal. We also use the AVFD model to calibrate the correlators for isobaric collisions (Ru+Ru and Zr+Zr) and estimate the magnitude of a possible signal for each isobar and the signal and background differences between them. Both models are known to give good representations of the experimentally measured particle yields, spectra, flow, etc., [28, 31–35]. Thus, they include realistic estimates for several backgrounds such as flow and flow fluctuations, resonance decays, local charge conservation, and global momentum conservation. They also provide an important benchmark for evaluating the interplay between possible CME- and background-driven charge separation in actual data.

Anomalous transport due to the CME is explicitly implemented in the AVFD model. An in-depth account of this implementation can be found in Refs. [29] and [30]. In brief, the second-generation Event-by-Event version of the model, called E-by-E AVFD, uses Monte Carlo Glauber initial conditions to simulate the evolution of fermion currents in the QGP, in concert with the bulk fluid evolution implemented in the VISHNU hydrodynamic code, followed by a URQMD hadron cascade stage. A time-dependent magnetic field $B(\tau) = \frac{B_0}{1+(\tau/\tau_B)^2}$, acting in concert with a nonzero initial axial charge density n_5/s , is used to generate a CME current (embedded in the fluid dynamical equations), leading to a charge separation along the magnetic field. The peak values B_0 , obtained from event-by-event simulations [36], are used with a relatively conservative lifetime $\tau_B = 0.6$ fm/c. The commonly used estimate based on the strong chromo-electromagnetic fields in the early-stage glasma is adopted for the initial axial charge density arising from gluonic topological charge fluctuations. The anomalous transport in AVFD results in primordial charge separations on the freeze-out surface and final-state charge separation of the produced hadrons, quantified by the P -odd Fourier coefficients a'_1 and \tilde{a}_1 respectively. Note that $\tilde{a}_1 < a'_1$ due to smearing and dilution from resonance feed-down in the hadronic phase. The signal loss, relative to a'_1 , is about 30% for Au+Au collisions [29].

Anomalous transport from the CME is not implemented in AMPT. Instead, modifications have been made to the model to mimic CME-induced charge separation in the partonic phase [37]. This is accomplished by switching the p_y values of a fraction of the downward moving u (\bar{d}) quarks with those of the upward moving \bar{u} (d) quarks to produce a net charge-dipole separation. Here, the x axis is along the direction of the impact parameter b , the z axis points along the beam direction, and the y axis is perpendicular to the $x-z$ plane, *i.e.*, the direction of the proxy \vec{B} -field. The strength of this proxy “primordial”

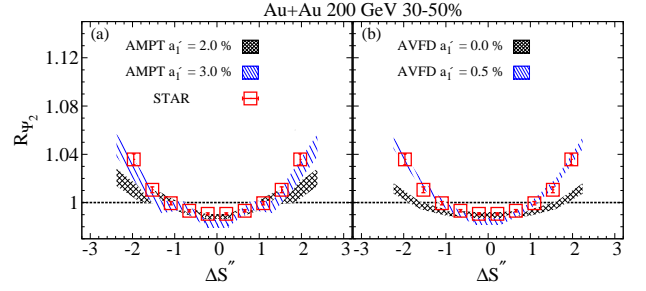


FIG. 1. Comparison of the measured and simulated $R_{\Psi_2}(\Delta S)$ correlators for 30-50% Au+Au collisions at $\sqrt{s_{\text{NN}}} = 200$ GeV. The AMPT and AVFD model comparisons are shown for several values of the a'_1 (AMPT) and a'_1 (AVFD) dipole coefficient as indicated.

charge separation is regulated by the fraction f_p [25, 37]:

$$f_p = \frac{N_{\uparrow(\downarrow)}^{+(-)} - N_{\downarrow(\uparrow)}^{+(-)}}{N_{\uparrow(\downarrow)}^{+(-)} + N_{\downarrow(\uparrow)}^{+(-)}}, \quad f_p = \frac{4}{\pi} a'_1 \quad (4)$$

where N is the number of a given species of quarks, “+” and “−” denote positive and negative charges, respectively, and \uparrow and \downarrow represent the directions along and opposite to that of the y axis.

The fraction f_p , is related to the P -odd dipole coefficient for the produced hadrons \tilde{a}_1 (cf. Eqs. 2 and 4). However, the “partonic” dipole coefficient a'_1 has a different relationship to the final hadrons’ \tilde{a}_1 , than that for AVFD and other models [29, 30, 38]. A comparison of the models for Au+Au collisions at $\sqrt{s_{\text{NN}}} = 200$ GeV indicates that \tilde{a}_1 (AMPT) and \tilde{a}_1 (AVFD) are approximately linearly related, and the events for both models give the same $R_{\Psi_2}(\Delta S)$ correlator response for a'_1 (AMPT) $\approx 6 \times a'_1$ (AVFD). This factor reflects the fact that the signal loss in AMPT, due to parton cascade and resonance feed-down [37], is much larger than that for AVFD. Because CME-driven anomalous transport is explicit in the AVFD model, we use a'_1 (AVFD), n_5/s and \tilde{a}_1 (AVFD) as quantitative measures in the following.

Simulated AMPT and AVFD events, generated for a broad set of a'_1 values, were analyzed with both the $\Delta\gamma$ and the $R_{\Psi_2}(\Delta S)$ correlators to facilitate the calibrations necessary for estimating the magnitude of a possible CME-driven signal from the measurements. Event selections and cuts included charged particles with $|\eta| < 1.0$ and transverse momentum $0.2 < p_T < 2$ GeV/c. To enhance the statistical significance of the AMPT events, the Ψ_2 plane was determined with charged hadrons in the range $2.5 < \eta < 4.0$. The charge separation of charged hadrons for $|\eta| < 1.0$ was then measured relative to Ψ_2 .

Figure 1 shows a representative comparison between the experimental $R_{\Psi_2}(\Delta S)$ distribution (open squares) and those simulated with AMPT (a) and AVFD (b) events for 30 – 50% central Au+Au collisions. In these

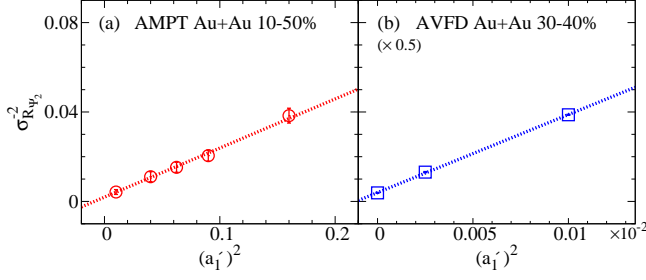


FIG. 2. Inverse variances $\sigma_{R\Psi_2}^{-2}$ extracted from the $R_{\Psi_2}(\Delta S'')$ correlator vs. the P -odd dipole coefficient $(a_1')^2$. Results are shown for 10-50% central AMPT events (a) and 30-40% central AVFD events for Au+Au collisions at $\sqrt{s_{NN}} = 200$ GeV; the dotted lines represent the lines of best fit.

plots, the charge separation is scaled $(\Delta S'')$ to account for the effects of particle-number fluctuations and the event-plane resolution [23]. The magnitude of the charge separation is encoded in the variance $\sigma_{R\Psi_2}^2$ (or width $\sigma_{R\Psi_2}$) of the concave-shaped $R_{\Psi_2}(\Delta S'')$ distribution [23, 24, 26].

The simulated distributions for a_1' (AMPT) $\approx 3.0\%$ (panel a) and a_1' (AVFD) $\approx 0.50\%$ (panel b) show good agreement with the data. By contrast, the distributions simulated for $a_1' = 0.0\%$ (background only) do not agree with the data, as shown in Fig. 1 (b). This disagreement indicates that background-driven charge separation alone is insufficient to account for the measurement. Here, it is noteworthy that the background-driven charge separation for AVFD is constrained by ensuring good agreement between the experimental and simulated $R_{\Psi_2}(\Delta S'')$ distributions for $N_{\text{chg}} \approx 20$ or mean centrality $\sim 75\%$. For such collisions, background-driven charge separation predominates over CME-driven charge separation due to the approximately random \vec{B} -field orientations relative to the Ψ_2 event plane. The a_1' -independent $R_{\Psi_2}(\Delta S'')$ distributions obtained with AVFD for the same centrality selection, confirms this expected insensitivity to the signal in peripheral collisions.

To further calibrate the signal strength, we extracted the variance $\sigma_{R\Psi_2}^2$ of the $R_{\Psi_2}(\Delta S'')$ distributions, obtained for several values of a_1' (AMPT) and a_1' (AVFD) in Au+Au collisions; the a_1' (AVFD) values correspond to the n_5/s values of 0.0, 0.1 and 0.2 respectively. Figs. 2 (a) and (b) show representative plots of the inverse variance $\sigma_{R\Psi_2}^{-2}$ vs. $(a_1')^2$ for 10–50% central AMPT events (a) and 30–40% central AVFD events (b). Both calibration curves indicate an essentially linear dependence of $\sigma_{R\Psi_2}^{-2}$ on $(a_1')^2$ (note the dotted lines of best fit), albeit with slope differences that reflect the observation that a_1' (AMPT) $\approx 6 \times a_1'$ (AVFD) for similar response at the same centrality. The relatively small associated intercepts in Figs. 2 (a) and (b), indicate an influ-

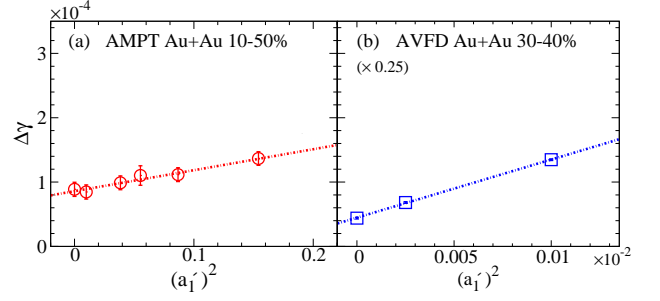


FIG. 3. $\Delta\gamma$ vs. $(a_1')^2$. Results are shown for 10-50% central AMPT events (a) and 30-40% central AVFD events (b) for Au+Au collisions at $\sqrt{s_{NN}} = 200$ GeV; the dotted lines represent the lines of best fit.

ence from background-driven charge separation, possibly dominated by the effects of local charge conservation.

The comparison of the Au+Au data to the AVFD calibration curve in Fig. 2 (b) indicates the value $a_1' = 0.50 \pm 0.03\%$ for mid-central collisions. This value, which corresponds to $n_5/s = 0.1$, is similar to the estimate obtained from the comparison between the experimental and simulated $R_{\Psi_2}(\Delta S'')$ distributions (cf. Fig. 1 (b)). The inverse variances $\sigma_{R\Psi_2}^{-2}$ for $a_1' = 0.0\%$ and $a_1' = 0.50\%$ also allow evaluation of the fraction f_{CME} of $\sigma_{R\Psi_2}^{-2}$ (0.50%) attributable to the CME as:

$$f_{\text{CME}}(R_{\Psi_2}) = \frac{[\sigma_{R\Psi_2}^{-2}(0.50\%) - \sigma_{R\Psi_2}^{-2}(0.0\%)]}{[\sigma_{R\Psi_2}^{-2}(0.50\%)]} \approx 76\%.$$

This sizable $f_{\text{CME}}(R_{\Psi_2})$ value is a good benchmark for the sensitivity of the $R_{\Psi_2}(\Delta S'')$ correlator to CME-driven charge separation in these collisions.

The AMPT and AVFD events used to calibrate the $R_{\Psi_2}(\Delta S'')$ correlator were also employed to calibrate the $\Delta\gamma$ correlator and predict the magnitude of the CME-driven signal strength expected from its measurements. The calibration procedure involving the analysis of AMPT and AVFD events with varying degrees of the signal is similar to that for the $R_{\Psi_2}(\Delta S'')$ correlator.

Figures 3 (a) and (b) show the resulting calibration curves [$\Delta\gamma$ vs. $(a_1')^2$] obtained for AMPT and AVFD events, respectively. Both plots indicate the expected linear dependence of $\Delta\gamma$ on $(a_1')^2$ [note the dotted lines of best fit]. However, the non-negligible intercepts indicate significant background contributions to the $\Delta\gamma$ values for $(a_1')^2 > 0$. The slopes of the calibration curves also reflect the signal losses [25, 37] alluded to earlier. The steeper slope for AVFD events, apparent in Fig. 3 (b), is also in line with the hierarchy of more significant signal losses for AMPT events than for AVFD events.

For the value a_1' (AVFD) = 0.5% [extracted with the $R_{\Psi_2}(\Delta S'')$ correlator] and its AMPT equivalent, Figs. 3 (a) and (b) indicate that the fraction of the $\Delta\gamma$ value

attributable to the CME,

$$f_{\text{CME}}(\Delta\gamma) = \frac{[\Delta\gamma(0.50\%) - \Delta\gamma(0.0\%)]}{[\Delta\gamma(0.50\%)]} \approx 25\%.$$

This $f_{\text{CME}}(\Delta\gamma)$ value is consistent with the recent measurements reported in Ref. [39], albeit with sizable uncertainties. It is also roughly a factor of three times smaller than $f_{\text{CME}}(R_{\Psi_2})$, suggesting that the $R_{\Psi_2}(\Delta S)$ correlator is more sensitive for this signal level [25, 38, 40].

The AVFD model was also used to calibrate the $R_{\Psi_2}(\Delta S'')$ and $\Delta\gamma$ correlators and predict the magnitude of the CME-driven signal strength expected in isobaric collisions of Ru+Ru and Zr+Zr at $\sqrt{s_{\text{NN}}} = 200$ GeV. The calibration, which followed the procedure outlined earlier, involved the analysis of 30-40% central AVFD events for the same n_5/s values employed in the Au+Au simulations *i.e.*, $n_5/s = 0, 0.1$ and 0.2 respectively.

Figures 4 (a) and (b) show the respective calibration curves for the isobaric collisions. Both plots indicate the expected linear dependence of $\sigma_{R_{\Psi_2}}^{-2}$ and $\Delta\gamma$ on $(\tilde{a}_1)^2$ with signal differences [between the isobars] that depend on the magnitude of \tilde{a}_1 . The plotted values for the latter correspond to $n_5/s = 0, 0.1$ and 0.2 respectively. The non-negligible intercepts, also apparent in the figures, indicate significant background contributions to both $\sigma_{R_{\Psi_2}}^{-2}$ and $\Delta\gamma$ for $(\tilde{a}_1)^2 > 0.0$. These contributions are reflected in the values $f_{\text{CME}}(R_{\Psi_2}) \approx 25\%$ and $f_{\text{CME}}(\Delta\gamma) \approx 13\%$ evaluated for the isobars for $n_5/s = 0.1$. They indicate that the sensitivity of both correlators is significantly reduced compared to that for Au+Au collisions simulated for $n_5/s = 0.1$, albeit with an approximate factor of two difference between $f_{\text{CME}}(R_{\Psi_2})$ and $f_{\text{CME}}(\Delta\gamma)$. This difference suggests that, for the 30-40% isobaric collisions, background-driven charge separation already begins to prevail over CME-driven charge separation. More central collisions might be needed to achieve better sensitivity. Note that the background dominates in peripheral Au+Au collisions but not in mid-central collisions.

The isobaric signal difference is shown in Figs. 4 (a) and (b); for $n_5/s = 0.1$ it is much smaller than the respective signal magnitude for each isobar, relative to the background, and will require substantial statistical significance to measure. Therefore, CME characterization in these collisions will benefit significantly from the planned measurements of the respective signal magnitude for each isobar, in addition to measurements of the isobaric signal and background differences.

In summary, AVFD model simulations that incorporate varying degrees of CME- and background-driven charge separation are used to quantify a possible chiral-magnetically-driven charge separation measured with the $R_{\Psi_2}(\Delta S)$ correlator in Au+Au collisions at $\sqrt{s_{\text{NN}}} = 200$ GeV. The simulations which quantify the CME via the P -odd Fourier dipole coefficient a'_1 indicate the value $a'_1 = 0.50 \pm 0.03\%$ in mid-central collisions, consistent

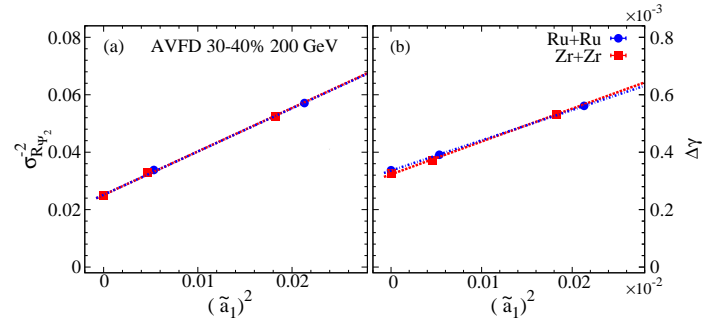


FIG. 4. Comparison of the $R_{\Psi_2}(\Delta S'')$ (a) and $\Delta\gamma(\Psi_2)$ (b) calibration curves for Ru+Ru and Zr+Zr collisions at $\sqrt{s_{\text{NN}}} = 200$ GeV. Results are shown for the 30-40% centrality selection; the dotted lines represent the lines of best fit.

with a modest CME signal. A similar calibration for the $\Delta\gamma$ correlator suggests that, only a small fraction of this signal ($f_{\text{CME}} = \Delta\gamma_{\text{CME}}/\Delta\gamma \approx 25\%$) is measurable with the $\Delta\gamma$ correlator in the same collisions. A further calibration for isobaric collisions of Ru+Ru and Zr+Zr, suggests that CME characterization in these collisions not only require measurement of the isobaric signal difference, but also the respective signal magnitude for each isobar and an estimate of the background difference between them.

ACKNOWLEDGMENTS

This research is supported by the US Department of Energy, Office of Science, Office of Nuclear Physics, under contracts DE-FG02-87ER40331.A008 (RL) and DE-FG02-94ER40865 (NM).

* Roy.Lacey@stonybrook.edu

† niseemm@gmail.com

- [1] Dmitri Kharzeev, "Parity violation in hot QCD: Why it can happen, and how to look for it," Phys. Lett. **B633**, 260–264 (2006), arXiv:hep-ph/0406125.
- [2] Jinfeng Liao, "Anomalous transport effects and possible environmental symmetry 'violation' in heavy-ion collisions," Pramana **84**, 901–926 (2015), arXiv:1401.2500 [hep-ph].
- [3] Vladimir A. Miransky and Igor A. Shovkovy, "Quantum field theory in a magnetic field: From quantum chromodynamics to graphene and Dirac semimetals," Phys. Rept. **576**, 1–209 (2015), arXiv:1503.00732 [hep-ph].
- [4] Xu-Guang Huang, "Electromagnetic fields and anomalous transports in heavy-ion collisions — A pedagogical review," Rept. Prog. Phys. **79**, 076302 (2016), arXiv:1509.04073 [nucl-th].

- [5] D. E. Kharzeev, J. Liao, S. A. Voloshin, and G. Wang, “Chiral magnetic and vortical effects in high-energy nuclear collisions—A status report,” *Prog. Part. Nucl. Phys.* **88**, 1–28 (2016), arXiv:1511.04050 [hep-ph].
- [6] Igor Rogachevskii, Oleg Ruchayskiy, Alexey Boyarsky, Jürg Fröhlich, Nathan Kleeorin, Axel Brandenburg, and Jennifer Schober, “Laminar and turbulent dynamos in chiral magnetohydrodynamics-I: Theory,” *Astrophys. J.* **846**, 153 (2017), arXiv:1705.00378 [physics.plasm-ph].
- [7] Valery A. Rubakov and Dmitry S. Gorbunov, *Introduction to the Theory of the Early Universe* (World Scientific, Singapore, 2017).
- [8] Fridolin Weber, “Strange quark matter and compact stars,” *Prog. Part. Nucl. Phys.* **54**, 193–288 (2005), arXiv:astro-ph/0407155 [astro-ph].
- [9] Oskar Vafek and Ashvin Vishwanath, “Dirac Fermions in Solids: From High-Tc cuprates and Graphene to Topological Insulators and Weyl Semimetals,” *Ann. Rev. Condensed Matter Phys.* **5**, 83–112 (2014), arXiv:1306.2272 [cond-mat.mes-hall].
- [10] A. A. Burkov, “Chiral anomaly and transport in Weyl metals,” *J. Phys. Condens. Matter* **27**, 113201 (2015), arXiv:1502.07609 [cond-mat.mes-hall].
- [11] E. V. Gorbar, V. A. Miransky, I. A. Shovkovy, and P. O. Sukhachov, “Anomalous transport properties of Dirac and Weyl semimetals (Review Article),” *Low Temp. Phys.* **44**, 487–505 (2018), [Fiz. Nizk. Temp. **44**, 635 (2017)], arXiv:1712.08947 [cond-mat.mes-hall].
- [12] Guy D. Moore and Marcus Tassler, “The Sphaleron Rate in SU(N) Gauge Theory,” *JHEP* **02**, 105 (2011), arXiv:1011.1167 [hep-ph].
- [13] M. Mace, S. Schlichting, and R. Venugopalan, “Off-equilibrium sphaleron transitions in the Glasma,” *Phys. Rev.* **D93**, 074036 (2016), arXiv:1601.07342 [hep-ph].
- [14] Jinfeng Liao, Volker Koch, and Adam Bzdak, “On the Charge Separation Effect in Relativistic Heavy Ion Collisions,” *Phys. Rev.* **C82**, 054902 (2010), arXiv:1005.5380 [nucl-th].
- [15] Volker Koch, Soeren Schlichting, Vladimir Skokov, Paul Sorensen, Jim Thomas, Sergei Voloshin, Gang Wang, and Ho-Ung Yee, “Status of the chiral magnetic effect and collisions of isobars,” *Chin. Phys.* **C41**, 072001 (2017), arXiv:1608.00982 [nucl-th].
- [16] M. Joyce and Mikhail E. Shaposhnikov, “Primordial magnetic fields, right-handed electrons, and the Abelian anomaly,” *Phys. Rev. Lett.* **79**, 1193–1196 (1997), arXiv:astro-ph/9703005 [astro-ph].
- [17] Hiroyuki Tashiro, Tanmay Vachaspati, and Alexander Vilenkin, “Chiral Effects and Cosmic Magnetic Fields,” *Phys. Rev.* **D86**, 105033 (2012), arXiv:1206.5549 [astro-ph.CO].
- [18] Kenji Fukushima, Dmitri E. Kharzeev, and Harmen J. Warringa, “The Chiral Magnetic Effect,” *Phys. Rev.* **D78**, 074033 (2008), arXiv:0808.3382 [hep-ph].
- [19] Dam T. Son and Piotr Surowka, “Hydrodynamics with Triangle Anomalies,” *Phys. Rev. Lett.* **103**, 191601 (2009), arXiv:0906.5044 [hep-th].
- [20] Valentin I. Zakharov, “Chiral Magnetic Effect in Hydrodynamic Approximation,” (2012), 10.1007/978-3-642-37305-3-11, [Lect. Notes Phys. **871**, 295 (2013)], arXiv:1210.2186 [hep-ph].
- [21] Kenji Fukushima, “Views of the Chiral Magnetic Effect,” *Lect. Notes Phys.* **871**, 241–259 (2013), arXiv:1209.5064 [hep-ph].
- [22] Sergei A. Voloshin, “Parity violation in hot QCD: How to detect it,” *Phys. Rev.* **C70**, 057901 (2004), arXiv:hep-ph/0406311 [hep-ph].
- [23] Niseem Magdy, Shuzhe Shi, Jinfeng Liao, N. Ajitanand, and Roy A. Lacey, “A New Correlator to Detect and Characterize the Chiral Magnetic Effect,” (2017), arXiv:1710.01717 [physics.data-an].
- [24] Niseem Magdy, Shuzhe Shi, Jinfeng Liao, Peifeng Liu, and Roy A. Lacey, “Examination of the observability of a chiral magnetically driven charge-separation difference in collisions of the $^{96}_{44}\text{Ru} + ^{96}_{44}\text{Ru}$ and $^{96}_{40}\text{Zr} + ^{96}_{40}\text{Zr}$ isobars at energies available at the BNL Relativistic Heavy Ion Collider,” *Phys. Rev.* **C98**, 061902 (2018), arXiv:1803.02416 [nucl-ex].
- [25] Ling Huang, Mao-Wu Nie, and Guo-Liang Ma, “Sensitivity analysis of the chiral magnetic effect observables using a multiphase transport model,” (2019), arXiv:1906.11631 [nucl-th].
- [26] Niseem Magdy, Mao-Wu Nie, Guo-Liang Ma, and Roy A. Lacey, “A sensitivity study of the primary correlators used to characterize chiral-magnetically-driven charge separation,” (2020), arXiv:2002.07934 [nucl-ex].
- [27] “Charge separation measurements in $p(d)+\text{Au}$ and $\text{Au}+\text{Au}$ collisions; implications for the chiral magnetic effect,” (2020), Note that the error recently found in the evaluation of $R_{\Psi_3}(\Delta S)$ has no impact on the $R_{\Psi_2}(\Delta S)$ data reported in [27] and employed in the present study., arXiv:2006.04251.
- [28] Zi-Wei Lin, Che Ming Ko, Bao-An Li, Bin Zhang, and Subrata Pal, “A Multi-phase transport model for relativistic heavy ion collisions,” *Phys. Rev.* **C72**, 064901 (2005), arXiv:nucl-th/0411110 [nucl-th].
- [29] Shuzhe Shi, Yin Jiang, Elias Lilleskov, and Jinfeng Liao, “Anomalous Chiral Transport in Heavy Ion Collisions from Anomalous-Viscous Fluid Dynamics,” *Annals Phys.* **394**, 50–72 (2018), arXiv:1711.02496 [nucl-th].
- [30] Yin Jiang, Shuzhe Shi, Yi Yin, and Jinfeng Liao, “Quantifying the chiral magnetic effect from anomalous-viscous fluid dynamics,” *Chin. Phys.* **C42**, 011001 (2018), arXiv:1611.04586 [nucl-th].
- [31] Guo-Liang Ma and Zi-Wei Lin, “Predictions for $\sqrt{s_{NN}} = 5.02$ TeV Pb+Pb Collisions from a Multi-Phase Transport Model,” *Phys. Rev.* **C93**, 054911 (2016), arXiv:1601.08160 [nucl-th].
- [32] Guo-Liang Ma, “Decomposition of the jet fragmentation function in high-energy heavy-ion collisions,” *Phys. Rev.* **C88**, 021902 (2013), arXiv:1306.1306 [nucl-th].
- [33] Guo-Liang Ma, “Medium modifications of jet shapes in Pb+Pb collisions at $\sqrt{s_{NN}} = 2.76$ TeV within a multiphase transport model,” *Phys. Rev.* **C89**, 024902 (2014), arXiv:1309.5555 [nucl-th].
- [34] Adam Bzdak and Guo-Liang Ma, “Elliptic and triangular flow in $p+\text{Pb}$ and peripheral $\text{Pb}+\text{Pb}$ collisions from parton scatterings,” *Phys. Rev. Lett.* **113**, 252301 (2014),

- arXiv:1406.2804 [hep-ph].
- [35] Ulrich Heinz, Olga Evdokimov, and Peter Jacobs, eds., *Proceedings, 26th International Conference on Ultra-relativistic Nucleus-Nucleus Collisions (Quark Matter 2017): Chicago, Illinois, USA, February 5-11, 2017*, Vol. 967 (Elsevier, 2017).
 - [36] John Błoczyński, Xu-Guang Huang, Xilin Zhang, and Jinfeng Liao, “Azimuthally fluctuating magnetic field and its impacts on observables in heavy-ion collisions,” *Phys. Lett. B* **718**, 1529–1535 (2013), arXiv:1209.6594 [nucl-th].
 - [37] Guo-Liang Ma and Bin Zhang, “Effects of final state interactions on charge separation in relativistic heavy ion collisions,” *Phys. Lett. B* **700**, 39–43 (2011), arXiv:1101.1701 [nucl-th].
 - [38] Yifeng Sun and Che Ming Ko, “Chiral kinetic approach to the chiral magnetic effect in isobaric collisions,” (2018), arXiv:1803.06043 [nucl-th].
 - [39] J. Adam *et al.* (STAR), “Pair invariant mass to isolate background in the search for the chiral magnetic effect in Au+Au collisions at $\sqrt{s_{NN}} = 200$ GeV,” (2020), arXiv:2006.05035 [nucl-ex].
 - [40] Shuzhe Shi, Hui Zhang, Defu Hou, and Jinfeng Liao, “Signatures of Chiral Magnetic Effect in the Collisions of Isobars,” *Phys. Rev. Lett.* **125**, 242301 (2020), arXiv:1910.14010 [nucl-th].