

# Automatic Verification of LLVM Code

Axel Legay<sup>1</sup>, Dirk Nowotka<sup>2</sup>, and Danny Bgsted Poulsen<sup>3</sup>

<sup>1</sup>UCLouvain, Belgium

<sup>2</sup>Kiel University, Germany

<sup>3</sup>Aalborg University, Denmark

January 4, 2022

## Abstract

In this work we present our work in developing a software verification tool for LLVM-code - LODIN - that incorporates both explicit-state model checking, statistical model checking and symbolic state model checking algorithms.

## 1 Introduction

Formal Methods, in particular Model Checking [1], have for many years promised to revolutionise the way we assert software correctness. It has gained a large following in the hardware design industry, but has yet to become mainstream in the software development industry - and this despite software being used in a large array of safety-critical components in e.g. cars and air planes. Nowadays, any non-trivial component of any system is controlled by an embedded microprocessor with a control program making software quality assurance more important than ever. Many case studies have shown that formal methods is a valuable tool - even in industrial contexts - but most successful applications have been conducted by academic researchers exploring formal methods usefulness.

One of the reasons that formal methods have not penetrated the software industry is, that formal methods require a translation of the source code to a formal model (e.g. Petri Nets or Automata) and

the analysis conducted on these formal models. This is problematic as it requires industry engineers to invest quite some effort into understanding the formal modelling language and its associated tool. The diagnostic output for formal tools are also hard to understand without being an expert in formal methods. As a result, industry quality assurance relies on extensive testing - which will have to be done even after applying formal methods - and code reviews. Another complicating factor in applying the above mentioned workflow is, that sometimes the engineers do not know the source code intimately - parts of it might have been auto-generated and some of it might be legacy code. Attempting to translate code one has not developed to a formal model is very difficult and error-prone.

In summary, the learning curve of formal methods is steep thus industry engineers rely on other methods, and translating code to formal models is very hard and close to impossible. Formal tools are needed that understand the source code that industry already uses to easeen the usage of formal tools in industry.

Academics have developed tools accepting pure code as inputs [2, 5, 13, 14]. A major breakthrough was achieved by tools such as BLAST [5] and SLAM [2] based around a Counter-Example-Guided-Abstraction-Refinement (CEGAR) [9], where a program text is explored symbolic based on a predicate abstraction of the program. The

predicates are continuously refined to make the abstraction as detailed as needed. Another approach, pioneered by the tool CBMC [16], is bounded model checking [6]. Here the program transition system is unrolled a number of times (in practice by unrolling loops and inlining function call), and encoded into a constraint system. During encoding the assertions can be added that has to be true along any execution (e.g. that a divisor is never zero). If the resulting constraint system has a solution where an assertion is true, then the system is not safe. CEGAR and Bounded Model Checking are incomplete, but are nevertheless both very successful in locating errors.

Nowadays the more successful software verification tools are CBMC [16] (bounded model checker) and CPACHECKER [4] (CEGAR-based tool - and direct successor of BLAST). The tools are among the dominating tools in Software Verification competitions<sup>1</sup>.

CBMC and CPACHECKER are both tied to one source language thus major parts of the tools have to be implemented for each language they want to support. A better idea may be to base the analyses on an intermediate format that can capture the semantics of many high level languages. One such intermediate format is LLVM [17] which at least 4 tools are using:

1. LLBMC [13] follows in the footsteps of CBMC and performs bounded model checking on LLVM,
2. SEAHORN [15] has the objective of making verification platform for LLVM code, it seems to employ mostly CEGAR-based approaches,
3. KLEE [7] is a symbolic execution engine performing a symbolic exploration of the state space, in order to find good test cases for testing, and
4. DIVINE [3] is an explicit-state model checker for LLVM code.

Although previously mentioned tools have paved the way for formal methods entering industry, they

are not without flaws. A lot of them primarily focus on single-threaded programs which is a problem, because industry moves to multi core-architecture and verification thus needs to take interleaving into account. This interleaving is the cause of the state space explosion problem - a problem that the symbolic representation of LLBMC, CBMC and CPACHECKER cannot avoid. Although there has been some work in adapting at least CBMC to concurrent code, it is still an open problem how to verify concurrent programs efficiently.

In this paper we present the tool LODIN a fairly new tool [18] offering a range of verification techniques for LLVM. For concurrent programs it implements explicit-state reachability. Realising an exhaustive state space search will not scale for large programs, it also implements under-approximate state space searches through simulation. For single-threaded programs LODIN implements symbolic exploration akin to CBMC and LLBMC. In this way, LODIN distinguishes itself from existing tools by implementing several techniques into a joint framework.

LODIN achieves its ability to implement different techniques through its flexible architecture. Another feature of LODIN that sets it apart from other formal tools is its extensibility through platform plugins: the core of LODIN implements only the bare minimum semantics of LLVM and has no knowledge of the runtime environment of the program. In real-life programs, the executing program may call into the runtime environment which LODIN must know about in order to provide correct verification results. The platform plugins serves as a way to provide these implementations.

## 2 LLVM

Although the focus of this paper is not to describe the LLVM [17] language itself, we spend some time on presenting a simplified version of the LLVM instruction set and its semantics. The full LLVM language description is available online [12]. The description we provide is closely linked to the implementation inside LODIN.

---

<sup>1</sup><https://sv-comp.sosy-lab.org>

```

1 ; Function Attrs: nounwind uwtable
2 define void @main() #0 {
3   init:
4     br label %blk
5   blk:
6     %x = phi i32 [ %z, %blk ], [ 0, %init ]
7     %z = phi i32 [ %x, %blk ], [ 1, %init ]
8     %b = icmp eq i32 %x, %z
9     br i1 %b, label %succ, label %blk
10  succ:
11     %y = add i32 0, 1
12     ret i32 1
13 }

```

LLVM-Listing 1: An example LLVM module with a single entry point `@main`.

## 2.1 Structure of LLVM programs

An LLVM module consists of functions of which some of them may be *entry point functions* which are starting points for an LLVM process. Functions are divided into *Basic Blocks* where a Basic Block is a sequence of instructions executed in a linear fashion. Basic blocks are named by labels, so that instructions can direct control to the basic block. Individual instructions within a basic block can be pure arithmetic operations, memory allocations, memory accesses, function calls or instructions that passes control to other basic blocks. Basic blocks are always terminated by the latter class thus these are called terminator instructions. Operands to the instructions of an LLVM program are kept in so-called registers, and a syntactical requirement for an LLVM is that it must be in *single-static-assignment* i.e. each register is only assigned once.

In LLVM-Listing 1 is shown a very short LLVM program. The program consists of a single function `@main` (which is also the entry point) that consists of three basic blocks `init`, `blk` and `succ`. The blocks covers lines 4 – 5, 7 – 10 and 12 – 13 respectively. The terminating instruction links `init` to block `blk` and links `blk` to `succ` and `blk`. We refer to Figure 1 for a graphical depiction of how the basic blocks are linked together.

**LLVM Types** All operations in LLVM are typed, either with an arbitrary width bitvector, a com-

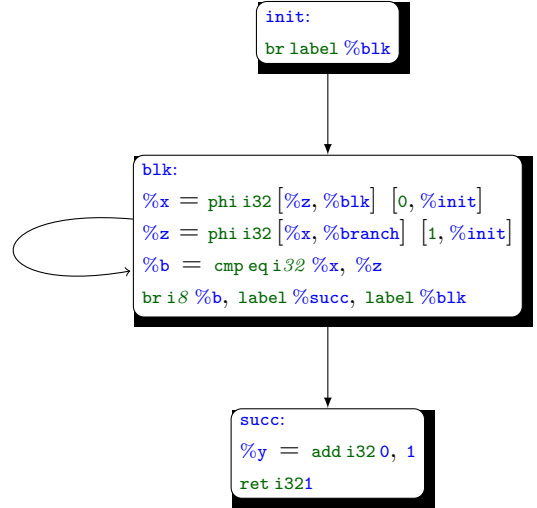


Figure 1: Control Flow Graph of LLVM-Listing 1.

pound datatype<sup>2</sup> or a memory pointer. The bitvector is denoted `in` where `n` is the width. For our discussion, we restrict ourselves to bitvectors that are multiple of bytes thus we let

$$\mathbf{T}_{\text{int}} = \{ \text{in} \mid n \in \{8, 16, 24, 32, \dots\} \}$$

be the set of all integer types in LLVM. If `ty1, ..., tyn` are LLVM types then `<ty0, ..., tyn-1>` is a compound type. We denote by  $\mathbf{T}_{\text{comp}}$  all compound LLVM types. For a type `<ty0, ..., tyn-1>` and sequence of integers `i1, ..., ik` we let

$$\begin{aligned} \mathcal{T}_{i_1, \dots, i_k}(\langle \text{ty}_1, \dots, \text{ty}_{n-1} \rangle) &= \mathcal{T}_{i_2, \dots, i_k}(\text{ty}_{i_1}) \\ \mathcal{T}_e(\text{ty}) &= \text{ty}, \end{aligned}$$

A memory pointer type to a type `ty` is denoted `ty*`. LLVM leaves the bithwidth of pointer types unspecified - for the remainder of this paper we assume it is 64 bit. As is customary in C-style languages, LLVM includes the `void` type used to signify a function does not return a value.

It will often be convenient to talk about the byte-

<sup>2</sup>Like C-Style structs

size of a type. We therefore define the function

$$\text{BSize}(\text{ty}) = \begin{cases} \frac{n}{8} & \text{if } \text{ty} = \text{in} \\ \sum_{i=1}^n \text{BSize}(\text{ty}_i) & \text{if } \text{ty} = \langle \text{ty}_1, \dots, \text{ty}_n \rangle \\ 8 & \text{if } \text{ty} = \text{in}^* \end{cases}$$

We let  $\mathbf{T}$  denote the set of all types in LLVM.

**LLVM instructions** Let  $\mathbf{R}$  be a set of registers,  $\mathbf{BL}$  be a finite set of basic block labels and let  $\mathbf{Fs}$  be a finite set of function names, then Table 1 displays the instruction set used in our discussion of LLVM. In the table  $\mathbf{BInst}(\mathbf{R}) = \mathbf{Arith}(\mathbf{R}) \cup \mathbf{Log}(\mathbf{R}) \cup \mathbf{Mem}(\mathbf{R}) \cup \mathbf{Cmp}(\mathbf{R}) \cup \mathbf{Intrin}(\mathbf{R})$  are the basic instructions while  $\mathbf{Term}(\mathbf{R}, \mathbf{BL})$  are instructions terminating a basic blocks (e.g. jumps). A short description of the intended meaning of the instruction classes may be in order:

**Arith(R)** Instructions in this class are arithmetic instructions that takes two registers ( $\text{\%inp1}$  and  $\text{\%inp2}$ , perform the mathematical operation and store the result in  $\text{\%res}$ . It is worth noting that since LLVM has no signed and unsigned types it instead has signed and unsigned versions of some instructions. Prime examples of this is the remainder (`rem`) and the division (`div`) instructions. Signed and unsigned versions are distinguished by the prefixes 's' and 'u'.

**Log(R)** This class consists of instructions performing bitwise operations. It might be worth mentioning the bit shift operations. Shifting to the left, `shl`, is performed by moving the bit pattern towards the most significant bit and pad with zeros. For Shifting to the right, LLVM has two operations `lshr` and `ashr`. The `lshr` is similar to left shifting with the difference that the pattern is shifted to the least significant bit and called a logical shift. The `ashr` is on the other hand a arithmetic right shift, which preserves the sign bit of the pattern.

**Mem(R)** This instructions class has instructions for allocating memory, loading a value from a memory address and a value at a memory address. A special instruction in this class is the

`getelementptr` instruction indexing into a compound type stored in memory. It can be thought of as the dereferencing operator in C.

**Cmp(R)** This class of instructions are used for comparing the values of registers. As an example, `%res = cmp ule i32 %inp1, %inp2` compares if  $\text{\%inp1}$  is less than or equal to  $\text{\%inp2}$  while interpreting  $\text{\%inp1}$  and  $\text{\%inp2}$  as unsigned integers.

**Term(R, BL)** This class consists of instructions terminating a block. A terminating action can either be a jump to another block or a return from a function. For jumping there are two different version: The unconditional version `br label %block` that jumps to the specified block no matter what, and the conditional `br i8 %cond, label %ttblock, label %ffblock` that jumps to `ttblock` if the pattern in `%cond` corresponds to true and to `ffblock` otherwise. There are also two return instructions: an instruction (`ret void`) that does not return a value and one that does (`ret ty %res`).

**CInst(R, Fs)** Instruction for calling other functions. The instruction for calling a function with name `@func` is `%res = call ret @func (ty1 %p1 ... tyn %pn)`. As one would expect, this pass control to the function `@func`, passes `%p1 ... %pn` as parameters and stores the result of the function call into `%res`.

**Phi(R, BL)** The instruction class  $\mathbf{Phi}(\mathbf{R}, \mathbf{BL})$  consists of instructions selecting a value based on which basic block control flowed from. The instructions are needed, because LLVM-programs are in single-static-assignment form. The instructions are only allowed in the start of a basic block and must be executed simultaneously i.e. the evaluation of one phi-instruction cannot affect the result of another in the same block.

**Intrin(R)** This class is a set of “extension instructions” used by LODIN. Currently it only consists of instructions that returns a non-deterministic value.

```

1 define dso_local i32 @main() {
2   init:
3     %1 = call i32 (...) @__VERIFIER_nondet_int()
4     %2 = icmp ne i32 %1, 0
5     br i1 %2, label branch, label end
6   branch:
7     %4 = add nsw i32 %1, 1
8     br label end
9   end:
10    %.0 = phi i32 [ %4, branch ], [ %1, init ]
11    ret i32 %.0
12 }

```

LLVM-Listing 2: Example program for using `phi i32`

**Remark 1.** All instructions in Table 1 can take constants as parameters in addition to real registers. For ease of exposition we will, however, treat constants as standard registers.

**Formal Definitions of LLVM Modules** In the introduction to this section, we mentioned that LLVM programs consists of functions (of which some may be program entry points) and functions consists of basic blocks. We are now turning towards giving proper formal definitions of these concepts.

**Definition 1** (Basic Block). Let  $BL$  be a set of labels,  $Fs$  be a set of functions names and  $R$  be a set of registers, then a basic block,  $B$ , is a finite sequence  $I_0 I_1 \dots I_n$  of instruction where

- for all  $i < n$ ,  $I_i \in BInst(R) \cup CInst(R, Fs) \cup Phi(R, BL)$ ,
- $I_n \in Term(R, BL)$  and
- if  $I_i \in Phi(R, BL)$  then  $\forall j < i$ ,  $I_j \in Phi(R, BL)$ .

We denote the set of all possible basic blocks over  $BL$ ,  $R$  and  $Fs$  by  $BB(R, BL, Fs)$

As a convention, if  $B = I_0 I_1 \dots I_n$  is a basic block then we write  $|B| = n$  for its length and we let  $B[i] = I_i$ .

**Definition 2** (Function). A function  $F$  with  $n$  paramters over the function names  $Fs$  is a tuple  $(@N, R, P, BL, BBs, Bm, ret)$  where

- $@N \in Fs$  is the functions name,

- $R$  is a set of registers,
- $P = p_1, \dots, p_n$  where for all  $i$ ,  $p_i \in R$ , is a sequence of registers used as parameters,
- $BL$  is a finite set of labels with the requirement that `init`  $\in BL$ ,
- $BBs \subseteq BB(R, BL, Fs)$  is a finite set of blocks,
- $Bm : BL \rightarrow BBs$  assigns each block label a basic block and
- `ret`  $\in T$  is the return type of the function.

**Definition 3** (Program Entry Point). A program entry point is a function  $(@N, R, \emptyset, BL, BBs, Bm, void)$ .

**Definition 4** (Module). An LLVM module  $\mathcal{M}$  is a tuple  $(\mathcal{F}, \mathcal{E})$  where

- $\mathcal{F} = \{F_1, \dots, F_n\}$  is a collection of functions where  $\forall i, F_i = (@N_i, R_i, P_i, BL_i, BBs_i, Bm_i, ret_i)$ , and for all  $k \neq j$ ,  $R_k \cap R_j = \emptyset$  and
- $\mathcal{E} = k_1, \dots, k_m$  is a list of indices defining the entry functions i.e.  $\forall 1 \leq i \leq m, F_{k_i}$  is an entry point function.

For module  $\mathcal{M} = (\mathcal{F}, \mathcal{E})$  we abuse notation slightly and allows writing  $F \in \mathcal{M}$  whenever  $F \in \mathcal{F}$ .

**Well-typedness** For each register in  $\%r \in R$  we assign a type from  $t \in T$  and write  $\%r : t$  to denote that  $\%r$  has type  $t$ . If a list of registers  $\%1, \dots, \%n$  has the same type  $ty$ , we write  $\%1, \dots, \%n : ty$ . Generalising this notation to an instruction `Inst`, we write `Inst : ty` to denote `Inst` is well-typed with type  $ty$ . Figure 2 shows the type rules of LLVM instructions. For a function  $F = (@N, R, P, BL, BBs, Bm, retty)$  we write  $Rets(F)$  to get all return instructions within that functions basic blocks. Given this we say that  $F$  is well-typed ( $F : retty$ ) if for all `Inst`  $\in Rets(F)$ , `Inst : retty` and all other instructions are well-typed.

Arith(R)	<code>%res = add ty %inp1, %inp2</code>	<code>%res = sub ty %inp1, %inp2</code>
	<code>%res = mul ty %inp1, %inp2</code>	
	<code>%res = udiv ty %inp1, %inp2</code>	<code>%res = sdiv ty %inp1, %inp2</code>
	<code>%res = urem ty %inp1, %inp2</code>	<code>%res = srem ty %inp1, %inp2</code>
Log(R)	<code>%res = shl ty %inp1, %inp2</code>	<code>%res = lshr ty %inp1, %inp2</code>
	<code>%res = lahr ty %inp1, %inp2</code>	<code>%res = and ty %inp1, %inp2</code>
	<code>%res = or ty %inp1, %inp2</code>	<code>%res = xor ty %inp1, %inp2</code>
Mem(R)	<code>%res = alloca ty</code>	<code>%res = getelementptr ty, ty* %ptr, ty %lind1..., ty %lindn</code>
	<code>%res = load ty, ty* %addr</code>	<code>store ty %val, ty* %addr</code>
Cmp(R)	<code>%res = cmpeq ty %inp1, %inp2</code>	<code>%res = cmpne ty %inp1, %inp2</code>
	<code>%res = cmpugt ty %inp1, %inp2</code>	<code>%res = cmpugt ty %inp1, %inp2</code>
	<code>%res = cmpule ty %inp1, %inp2</code>	<code>%res = cmpult ty %inp1, %inp2</code>
	<code>%res = cmpsgt ty %inp1, %inp2</code>	<code>%res = cmpsgt ty %inp1, %inp2</code>
	<code>%res = cmpsle ty %inp1, %inp2</code>	<code>%res = cmpslt ty %inp1, %inp2</code>
Term(R, BL)	<code>ret void</code>	<code>ret ty %res</code>
	<code>br label %block</code>	<code>br i8 %cond, label %ttblock, label %ffblock</code>
Phi(R, BL)	<code>%res = phi ty [%inp1, %lab1] ... [%inpn, %labn]</code>	
CInst(R, Fs)	<code>%res = call ret @func (ty1 %p1 ... tyn %pn) Intrin(R) %res = lodin_ndty</code>	

Table 1: Basic instructions over a set of registers R and basic block names BL, where  $\%cond, \%res, \%inp1, \dots, \%inpn \in R$ ,  $block, ttblock, ffblock, lab1, \dots, labn \in BL$ ,  $@func \in Fs$  and for all  $i, \text{indi} \in \mathbb{Z}$ .

**Modelling External Dependencies** A common problem in software verification is that the system we want to verify depends on external library functions (e.g. `libc`), or functions interacting directly with the operating system (e.g. `pthread`). In principle we could extend the LLVM language with implementations for all these external function calls but it would unnecessarily inflate the semantics, and the semantics would have to be redefined for each external library and operating system.

LODIN combats this problem in two ways: 1. LODIN extends the LLVM language with the `%1 = lodin_ndty` instruction that returns non-deterministic values, allowing a programmer to replace external function calls with `%1 = lodin_ndty` and thereby explore all possible results of external function calls, and 2. LODIN allows programmers to extend the LODIN interpreter through platform plugins that provide implementations of external functions. Calls to external function calls are syntacti-

cally indistinguishable from function defined in the LLVM module itself.

## 2.2 Contextual Interface

LODIN has been developed with reusability in mind allowing to use core components for both explicit state analysis and symbolic state analysis. The semantics we present in the following reflect this reusability by defining the core semantics in terms of a *context*. The context is responsible for representing the register values, how memory is represented and for implementing operations on registers. The core semantics “just” translate the LLVM instruction set to operations on context states and keeps track of the control flow. In some sense one could consider the context being a “virtual machine”.

A context provides the LLVM program with an infinite set of register variables which the context maps to actual values. The intention is that a

<p>BINARY</p> $\frac{\text{ty} \in \text{T}_{\text{int}} \quad \%res, \%inp1, \%inp2 : \text{ty}}{(\%res = \text{inst ty } \%inp1, \%inp2) : \text{ty}}$		<p>COMPARE</p> $\frac{\%res : \text{i8} \quad \%inp1, \%inp2 : \text{ty} \quad \text{ty} \in \text{T}_{\text{int}}}{(\%res = \text{cmp cc ty } \%inp1, \%inp2) : \text{i8}}$	
<p>ALLOCA</p> $\frac{\%res : \text{ty}^*}{\%res = \text{alloca ty} : \text{ty}^*}$	<p>LOAD</p> $\frac{\%addr : \text{ty}^* \quad \%res : \text{ty}}{\%res = \text{load ty, ty}^* \%addr : \text{ty}}$	<p>STORE</p> $\frac{\%val : \text{ty} \quad \%addr : \text{ty}^*}{\text{store ty } \%val, \text{ty}^* \%addr : \text{void}}$	
<p>PHI</p> $\frac{\%res, \%lab1, \dots, \%reg_n : \text{ty}}{\%res = \text{phi ty } [\%inp1, \%lab1] \dots [\%inpn, \%labn] : \text{ty}}$		<p>RET1</p> <p>ret void</p>	<p>RET2</p> $\frac{\%res : \text{ty}}{\text{ret ty } \%res : \text{ty}}$
		<p>BRANCH1</p> <p>br label %block : void</p>	
<p>BRANCH2</p> $\frac{\%cond : \text{i8}}{\text{br i8 } \%cond, \text{label } \%ttblock, \text{label } \%ffblock : \text{void}}$		<p>NONDET</p> $\frac{\%res : \text{ty}}{\%res = \text{lodin\_ndty} : \text{ty}}$	
<p>CALL</p> $\frac{\%res : \text{ret} \quad [\%pi, \%pi : \text{ty}_i]_{i=1 \dots n}}{\%res = \text{call ret @func } (\text{ty}_1 \%p1 \dots \text{ty}_n \%pn)}$		<p>GEP</p> $\frac{\%res : \text{res}^* \quad \text{res} = \mathcal{T}_{\text{ind}_2 \dots \text{ind}_n}(\text{ty})}{\%res = \text{getelementptr ty, ty}^* \%ptr, \text{ty}_{\text{ind}1} \dots, \text{ty}_{\text{ind}n} : \text{res}^*}$	

Figure 2: Type rules for LLVM for which we have  $(\%res = \text{inst ty } \%inp1, \%inp2 \in \text{Arith}(\mathbf{R}) \cup \text{Log}(\mathbf{R}))$  and  $(\%res = \text{cmp cc ty } \%inp1, \%inp2) \in \text{Cmp}(\mathbf{R})$

LLVM program maps LLVM registers to context register variables i.e. uses a redirection table to obtain the values of the LLVM registers. This does end up complicating the semantics slightly, but allows calling a function twice in the LLVM program i.e. enables recursion.

**Definition 5** (Context). A context is a tuple  $\mathcal{A} = (\mathcal{S}_{\mathcal{A}}, \mathbf{s}_{\mathcal{A}}^{\text{init}}, \text{dom}_{\mathcal{A}}, \mathcal{R}, \text{ff}_{\mathcal{A}})$  where

- $\mathcal{S}_{\mathcal{A}}$  is a set of configuration states for the context,
- $\mathbf{s}_{\mathcal{A}}^{\text{init}} \in \mathcal{S}_{\mathcal{A}}$  is the initial context state,
- $\text{dom}_{\mathcal{A}}$  assigns to each  $\text{ty} \in \mathbf{T}$  a range of values that type can attain values within,
- $\mathcal{R}$  is an infinite set of register variables,
- $\text{ff}_{\mathcal{A}} \in \text{dom}_{\mathcal{A}}(\text{i8})$  is a representation for “false”.

A collection of operations are needed for a LLVM program to manipulate the states of a context. Most of these operations are just semantical functions for LLVM instructions (see Table 2). Instead of writing  $\circ(S, t_1, t_2) = R$  when applying an operator, we use an infix notation  $\llbracket t_1 \circ t_2 \rrbracket_S = R$ . Besides the instructions in Table 2 we need instructions for creating new register variables (**mReg**), evaluate the value of a register variable (**Eval<sup>ty</sup><sub>A</sub>**), loading (**load<sup>ty</sup><sub>A</sub>**) and storing (**store<sup>ty</sup><sub>A</sub>**) values from/to memory, allocating memory (**alloc<sup>ty</sup><sub>A</sub>**) and free’ing memory (**free**). We discuss them briefly in the following from a usage-perspective:

**mReg<sub>A</sub>** :  $\mathcal{S}_{\mathcal{A}} \times \mathbf{R} \rightarrow \mathcal{S}_{\mathcal{A}} \times \mathcal{R}$  This function takes a context state  $\mathcal{S}_{\mathcal{A}}$  and a register  $\%r$ , where  $\%r : \text{ty}$ . It returns a register variable  $r \in \mathcal{R}$  that can be used to store values of  $\text{ty}$  and a new context state  $\mathbf{s}$ . Naturally, the context must ensure that the register variable  $r$  is not already used in  $\mathcal{S}_{\mathcal{A}}$ .

	Instruction	Operator	Signature
Addition	add	$+_{\mathcal{A}}^{\text{ty}}$	$\mathcal{S}_{\mathcal{A}} \times \text{dom}_{\mathcal{A}}(\text{ty}) \times \text{dom}_{\mathcal{A}}(\text{ty}) \rightarrow 2^{\text{dom}_{\mathcal{A}}(\text{ty})}$
Subtraction	sub	$-_{\mathcal{A}}^{\text{ty}}$	$\mathcal{S}_{\mathcal{A}} \times \text{dom}_{\mathcal{A}}(\text{ty}) \times \text{dom}_{\mathcal{A}}(\text{ty}) \rightarrow 2^{\text{dom}_{\mathcal{A}}(\text{ty})}$
Multiplication	mul	$\cdot_{\mathcal{A}}^{\text{ty}}$	$\mathcal{S}_{\mathcal{A}} \times \text{dom}_{\mathcal{A}}(\text{ty}) \times \text{dom}_{\mathcal{A}}(\text{ty}) \rightarrow 2^{\text{dom}_{\mathcal{A}}(\text{ty})}$
Unsigned Division	div	$/_u^{\text{ty}}_{\mathcal{A}}$	$\mathcal{S}_{\mathcal{A}} \times \text{dom}_{\mathcal{A}}(\text{ty}) \times \text{dom}_{\mathcal{A}}(\text{ty}) \rightarrow 2^{\text{dom}_{\mathcal{A}}(\text{ty})}$
Signed Division	sdiv	$/_s^{\text{ty}}_{\mathcal{A}}$	$\mathcal{S}_{\mathcal{A}} \times \text{dom}_{\mathcal{A}}(\text{ty}) \times \text{dom}_{\mathcal{A}}(\text{ty}) \rightarrow 2^{\text{dom}_{\mathcal{A}}(\text{ty})}$
Signed Remainder	rem	$\%_s^{\text{ty}}_{\mathcal{A}}$	$\mathcal{S}_{\mathcal{A}} \times \text{dom}_{\mathcal{A}}(\text{ty}) \times \text{dom}_{\mathcal{A}}(\text{ty}) \rightarrow 2^{\text{dom}_{\mathcal{A}}(\text{ty})}$
Unsigned Modulo	srem	$\%_u^{\text{ty}}_{\mathcal{A}}$	$\mathcal{S}_{\mathcal{A}} \times \text{dom}_{\mathcal{A}}(\text{ty}) \times \text{dom}_{\mathcal{A}}(\text{ty}) \rightarrow 2^{\text{dom}_{\mathcal{A}}(\text{ty})}$
Shift left	shl	$<<_{\mathcal{A}}^{\text{ty}}$	$\mathcal{S}_{\mathcal{A}} \times \text{dom}_{\mathcal{A}}(\text{ty}) \times \text{dom}_{\mathcal{A}}(\text{ty}) \rightarrow 2^{\text{dom}_{\mathcal{A}}(\text{ty})}$
Logical Shift right	lshr	$>>_a^{\text{ty}}_{\mathcal{A}}$	$\mathcal{S}_{\mathcal{A}} \times \text{dom}_{\mathcal{A}}(\text{ty}) \times \text{dom}_{\mathcal{A}}(\text{ty}) \rightarrow 2^{\text{dom}_{\mathcal{A}}(\text{ty})}$
Arithmetic shift right	ashr	$>>_a^{\text{ty}}_{\mathcal{A}}$	$\mathcal{S}_{\mathcal{A}} \times \text{dom}_{\mathcal{A}}(\text{ty}) \times \text{dom}_{\mathcal{A}}(\text{ty}) \rightarrow 2^{\text{dom}_{\mathcal{A}}(\text{ty})}$
Bitwise and	and	$\&_{\mathcal{A}}^{\text{ty}}$	$\mathcal{S}_{\mathcal{A}} \times \text{dom}_{\mathcal{A}}(\text{ty}) \times \text{dom}_{\mathcal{A}}(\text{ty}) \rightarrow 2^{\text{dom}_{\mathcal{A}}(\text{ty})}$
Bitwise or	or	$ _{\mathcal{A}}^{\text{ty}}$	$\mathcal{S}_{\mathcal{A}} \times \text{dom}_{\mathcal{A}}(\text{ty}) \times \text{dom}_{\mathcal{A}}(\text{ty}) \rightarrow 2^{\text{dom}_{\mathcal{A}}(\text{ty})}$
Bitwise xor	xor	$\&_{\mathcal{A}}^{\text{ty}}$	$\mathcal{S}_{\mathcal{A}} \times \text{dom}_{\mathcal{A}}(\text{ty}) \times \text{dom}_{\mathcal{A}}(\text{ty}) \rightarrow 2^{\text{dom}_{\mathcal{A}}(\text{ty})}$
Equality	cmp eq	$=_{\mathcal{A}}^{\text{ty}}$	$\mathcal{S}_{\mathcal{A}} \times \text{dom}_{\mathcal{A}}(\text{ty}) \times \text{dom}_{\mathcal{A}}(\text{ty}) \rightarrow \mathcal{S}_{\mathcal{A}} \times \text{dom}_{\mathcal{A}}(\text{is}) \times \{\top, \perp\}$
Non-equality	cmp ne	$\neq_{\mathcal{A}}^{\text{ty}}$	$\mathcal{S}_{\mathcal{A}} \times \text{dom}_{\mathcal{A}}(\text{ty}) \times \text{dom}_{\mathcal{A}}(\text{ty}) \rightarrow \mathcal{S}_{\mathcal{A}} \times \text{dom}_{\mathcal{A}}(\text{is}) \times \{\top, \perp\}$
Signed Greater than	cmp sgt	$>_s^{\text{ty}}_{\mathcal{A}}$	$\mathcal{S}_{\mathcal{A}} \times \text{dom}_{\mathcal{A}}(\text{ty}) \times \text{dom}_{\mathcal{A}}(\text{ty}) \rightarrow \mathcal{S}_{\mathcal{A}} \times \text{dom}_{\mathcal{A}}(\text{is}) \times \{\top, \perp\}$
Signed Greater than or equal	cmp sge	$>_s^{\text{ty}}_{\mathcal{A}}$	$\mathcal{S}_{\mathcal{A}} \times \text{dom}_{\mathcal{A}}(\text{ty}) \times \text{dom}_{\mathcal{A}}(\text{ty}) \rightarrow \mathcal{S}_{\mathcal{A}} \times \text{dom}_{\mathcal{A}}(\text{is}) \times \{\top, \perp\}$
Signed Lessr than or equal	cmp sle	$\leq_s^{\text{ty}}_{\mathcal{A}}$	$\mathcal{S}_{\mathcal{A}} \times \text{dom}_{\mathcal{A}}(\text{ty}) \times \text{dom}_{\mathcal{A}}(\text{ty}) \rightarrow \mathcal{S}_{\mathcal{A}} \times \text{dom}_{\mathcal{A}}(\text{is}) \times \{\top, \perp\}$
Signed Less than	cmp slt	$\leq_s^{\text{ty}}_{\mathcal{A}}$	$\mathcal{S}_{\mathcal{A}} \times \text{dom}_{\mathcal{A}}(\text{ty}) \times \text{dom}_{\mathcal{A}}(\text{ty}) \rightarrow \mathcal{S}_{\mathcal{A}} \times \text{dom}_{\mathcal{A}}(\text{is}) \times \{\top, \perp\}$
Unsigned Greater than	cmp ugt	$>_u^{\text{ty}}_{\mathcal{A}}$	$\mathcal{S}_{\mathcal{A}} \times \text{dom}_{\mathcal{A}}(\text{ty}) \times \text{dom}_{\mathcal{A}}(\text{ty}) \rightarrow \mathcal{S}_{\mathcal{A}} \times \text{dom}_{\mathcal{A}}(\text{is}) \times \{\top, \perp\}$
Unsigned Greater than or equal	cmp uge	$>_u^{\text{ty}}_{\mathcal{A}}$	$\mathcal{S}_{\mathcal{A}} \times \text{dom}_{\mathcal{A}}(\text{is}) \times \text{dom}_{\mathcal{A}}(\text{ty}) \rightarrow \mathcal{S}_{\mathcal{A}} \times \text{dom}_{\mathcal{A}}(\text{ty}) \times \{\top, \perp\}$
Unsigned Less than or equal	cmp ule	$\leq_u^{\text{ty}}_{\mathcal{A}}$	$\mathcal{S}_{\mathcal{A}} \times \text{dom}_{\mathcal{A}}(\text{ty}) \times \text{dom}_{\mathcal{A}}(\text{ty}) \rightarrow \mathcal{S}_{\mathcal{A}} \times \text{dom}_{\mathcal{A}}(\text{is}) \times \{\top, \perp\}$
Unsigned Less than	cmp ult	$<_u^{\text{ty}}_{\mathcal{A}}$	$\mathcal{S}_{\mathcal{A}} \times \text{dom}_{\mathcal{A}}(\text{ty}) \times \text{dom}_{\mathcal{A}}(\text{ty}) \rightarrow \mathcal{S}_{\mathcal{A}} \times \text{dom}_{\mathcal{A}}(\text{is}) \times \{\top, \perp\}$

Table 2: Operations for a context  $\mathcal{A} = (\mathcal{S}_{\mathcal{A}}, \mathbf{s}^{\text{init}}, \text{dom}_{\mathcal{A}}, \mathcal{R})$ . They each take as input a context state and operands and returns a new context states and a return value. The compare instructions also return a value in  $\{\top, \perp\}$ .

**Eval** $_{\mathcal{A}}^{\text{ty}} : \mathcal{S}_{\mathcal{A}} \times \mathcal{R} \rightarrow \text{dom}_{\mathcal{A}}(\text{ty})$  This function takes a context state  $\mathbf{s}$  and register variable  $r \in \mathcal{R}$ , and returns a value in  $\text{dom}_{\mathcal{A}}(\text{ty})$ .

**Set** $_{\mathcal{A}}^{\text{ty}} : \mathcal{S}_{\mathcal{A}} \times \mathcal{R} \times \text{dom}_{\mathcal{A}}(\text{ty}) \rightarrow \mathcal{S}_{\mathcal{A}}$  This function takes a context state  $\mathbf{s}$ , register variable  $r \in \mathcal{R}$  with type  $\text{ty}$  and a value  $v \in \text{dom}_{\mathcal{A}}(\text{ty})$ . It returns a new context state  $\mathbf{s}'$  with  $r$  bound to the value  $v$ .

**load** $_{\mathcal{A}}^{\text{ty}} : \mathcal{S}_{\mathcal{A}} \times \text{dom}_{\mathcal{A}}(\text{ty}^*) \rightarrow 2^{\text{dom}_{\mathcal{A}}(\text{ty})}$  This function takes a context state  $\mathbf{s}$  and a memory address in  $\text{dom}_{\mathcal{A}}(\text{ty}^*)$  and returns a subset of  $\text{dom}_{\mathcal{A}}(\text{ty})$ .

**store** $_{\mathcal{A}}^{\text{ty}} : \mathcal{S}_{\mathcal{A}} \times \text{dom}_{\mathcal{A}}(\text{ty}) \times \text{dom}_{\mathcal{A}}(\text{ty}^*) \rightarrow \mathcal{S}_{\mathcal{A}}$  This function takes a context state  $\mathbf{s}$  and values  $v \in \text{dom}_{\mathcal{A}}(\text{ty})$  and  $a \in \text{dom}_{\mathcal{A}}(\text{ty}^*)$ . It returns a new  $\mathbf{s}'$  where the value the memory address  $a$  has been updated to the value  $v$ .

**alloc** $_{\mathcal{A}}^{\text{ty}} : \mathcal{S}_{\mathcal{A}} \rightarrow \mathcal{S}_{\mathcal{A}} \times \text{dom}_{\mathcal{A}}(\text{ty}^*)$  This function takes a context state  $\mathbf{s}$  and returns a tuple  $(\mathbf{s}'_1, t_1)$  where  $t_1 \in \text{ty}^*$  is a newly allocated memory address with space for a type  $\text{ty}$ , and  $\mathbf{s}'_1$  is a new context state updated with information that  $t$  is no longer free for allocation.

**free** $_{\mathcal{A}} : \mathcal{S}_{\mathcal{A}} \times \bigcup_{\text{ty} \in \mathcal{T}} \text{dom}_{\mathcal{A}}(\text{ty}^*) \rightarrow \mathcal{S}_{\mathcal{A}}$  This function takes a context state  $\mathbf{s}$  and a value in  $k \in$



$\bigcup_{i \in \mathbb{B}} \text{dom}_{\mathcal{A}}(i^*)$ . It returns a new context state  $s'$  where the memory pointed to by  $k$  has been released.

**NonDet** $_{\mathcal{A}}^{\text{ty}} : \mathcal{S}_{\mathcal{A}} \rightarrow \mathcal{S}_{\mathcal{A}} \times 2^{\text{dom}_{\mathcal{A}}(\text{ty})}$  This function takes a context state  $s$  and returns a subset of  $\text{dom}_{\mathcal{A}}(\text{ty})$  and a new context state.

**PtrAdd** $_{\mathcal{A}}^{\text{ty}, \mathcal{A}} : \text{dom}_{\mathcal{A}}(\text{ty}^*) \times \mathbb{Z} \rightarrow \text{dom}_{\mathcal{A}}(\text{ty}^*)$  This function takes a pointer  $p$  and natural number  $b$  and returns a pointer new pointer after adding  $b$  bytes to  $p$ .

## Core Semantics

We are now ready to define the core semantics for a single LLVM process relative to a given context. The state of a single process (e.g. instruction to be executed, what function it is executing, which block was previously executed, mapping the functions register to context register variables) is kept in an activation record. The activation record also has a list of memory addresses, that must be deallocated when control leaves the currently executing function. If a function calls another function, an activation record is pushed in front of the current one thus forming a stack of activation record.

**Remark 2.** An activation record roughly corresponds to the well-known concept of a stackframe. LLVM does however not assume the existence of a stack and rather in the activation keeps a set of memory addresses that must be released when removing the activation record (corresponding to popping the stackframe in stack-based systems).

**Definition 6** (Activation Record). An activation record, relative to a context  $(\mathcal{S}_{\mathcal{A}}, s_{\mathcal{A}}^{\text{init}}, \text{dom}_{\mathcal{A}}, \mathcal{R}, \text{ff})$  is a tuple  $(F, \text{prev}, \text{cur}, \text{pc}, \pi, \text{Free})$  where

- $F = (\text{@N}, R, P, \text{BL}, \text{BBs}, \text{Bm}, \text{ret})$  is the LLVM function currently being executed,
- $\text{prev} \in \text{BL}$  is the label of the block executed before the current one,

- $\text{cur} \in \text{BL}$  is the label of the currently executed basic block,
- $\text{pc} \in \mathbb{N}$  is a pointer into the current basic block to locate the next instruction to be executed,
- $\pi : R \rightarrow \mathcal{R}$  maps registers to register variables of the context and
- **Free** is a set of memory addresses that must be deleted when removing this activation record.

**Remark 3.** Intuitively, an activation record is split into two parts: 1. A static part that indicates which instruction to be executed, given by  $F, \text{prev}, \text{cur}$  and  $\text{pc}$ , and 2. a dynamic part that links the process to the memory model of the context, given by  $\pi$  and **Free**.

A stack of activation records is a structure  $s_1 : s_2 \cdots : s_n$  where each  $s_i$  is an activation record. The empty stack is denoted by  $\epsilon$ . In the transition rules in Figure 3-7, we usually use the notation  $s_1 : \text{SL}$  meaning that  $s_1$  is the head of the stack and  $\text{SL}$  is the remaining part of the stack. We also write  $\text{Inst} \stackrel{\text{def}}{=} (\text{EXPR})$  to denote that  $\text{Inst}$  is syntactically equivalent to  $\text{EXPR}$ . The transition rules are defined relative to a context state  $s$  and a module. Given a context state  $s'$  and module  $\mathcal{M}$  the rules define how to execute an instruction  $\text{Inst}$  from state  $(s, \text{SL})$ , where  $s$  is an activation record and  $\text{SL}$  is a stack, to produce the tuple  $((s', \text{SL}'), s)$  where  $(s', \text{SL}')$  is a new state and  $s$  is a new context state. We write this as

$$s, \mathcal{M} \vdash (s, \text{SL}) \xrightarrow{\text{Inst}} ((s', \text{SL}'), s').$$

The rules may look intimidating but most of them are fairly straightforward. As an example let us briefly consider the rule for binary operators (that are not comparisons) i.e.

$$\text{BINARY} \quad \frac{\text{Inst} = \text{Bm}(\text{cur})[\text{pc}] \quad v \in \llbracket \text{Eval}_{\mathcal{A}}^{\text{ty}}(s, r_1) \rrbracket \circ (\text{inst}) \llbracket \text{Eval}_{\mathcal{A}}^{\text{ty}}(s, r_2) \rrbracket s}{s, \mathcal{M} \vdash (s, \text{SL}) \xrightarrow{\text{Inst}} ((F, \text{prev}, \text{cur}, \text{pc} + 1, \pi, \text{Free}), \text{SL}), \text{Set}^{\text{ty}}_{\mathcal{A}}(s, r_{\text{res}}, v)} \quad \begin{array}{l} s = (F, \text{prev}, \text{cur}, \text{pc}, \pi, \text{Free}) \\ F = (\text{@N}, R, P, \text{BL}, \text{BBs}, \text{Bm}, \text{ret}), \\ \text{Inst} \stackrel{\text{def}}{=} (\text{Free} = \text{inst ty } \% \text{inp1}, \% \text{inp2}) \\ r_1 = \pi(\% \text{inp1}) \\ r_2 = \pi(\% \text{inp2}) \\ r_{\text{res}} = \pi(\% \text{res}) \end{array}$$

This rule says, that in order to execute an instruction  $\text{\%res} = \text{inst ty } \% \text{inp1}, \% \text{inp2}$  we first figure out which register variables in  $s$  that contain the values of  $\% \text{inp1}, \% \text{inp}, \% \text{res}$ . This look up is done with

$$\begin{array}{c}
\text{ALLOC} \\
\frac{\text{Inst} = \text{Bm}(\text{cur})[\text{pc}] \quad \text{alloc}^{\text{ty}}_A(s) = s', v}{s, \mathcal{M} \vdash (s, \text{SL}) \xrightarrow{\text{Inst}} ((F, \text{prev}, \text{cur}, \text{pc} + 1, \pi, \text{Free} \cup \{m\}), \text{SL}), \text{Set}^{\text{ty}}_A(s', f_{\text{res}}, v)} \quad \begin{array}{l} s = (F, \text{prev}, \text{cur}, \text{pc}, \pi, \text{Free}) \\ F = (\text{OH}, R, P, \text{BL}, \text{BBS}, \text{Bm}, \text{ret}), \\ \text{Inst}^{\text{ty}}_A(\text{Free} = \text{alloc}^{\text{ty}}_A) \\ f_{\text{res}} = \pi(\% \text{res}) \end{array} \\
\\
\text{LOAD} \\
\frac{\text{Inst} = \text{Bm}(\text{cur})[\text{pc}] \quad v \in \text{load}^{\text{ty}}_A(s, \text{Eval}^{\text{ty}}_A(s, f_{\text{addr}}))}{s, \mathcal{M} \vdash (s, \text{SL}) \xrightarrow{\text{Inst}} ((F, \text{prev}, \text{cur}, \text{pc} + 1, \pi, \text{Free}), \text{SL}), \text{Set}^{\text{ty}}_A(s, f_{\text{res}}, v)} \quad \begin{array}{l} s = (F, \text{prev}, \text{cur}, \text{pc}, \pi, \text{Free}) \\ F = (\text{OH}, R, P, \text{BL}, \text{BBS}, \text{Bm}, \text{ret}), \\ \text{Inst}^{\text{ty}}_A(\text{Free} = \text{load}^{\text{ty}}_A, \text{ty} = \% \text{addr}) \\ f_{\text{addr}} = \pi(\% \text{addr}) \\ f_{\text{res}} = \pi(\% \text{res}) \end{array} \\
\\
\text{STORE} \\
\frac{\text{Inst} = \text{Bm}(\text{cur})[\text{pc}] \quad \text{store}^{\text{ty}}_A(s, \text{Eval}^{\text{ty}}_A(s, r_{\text{val}}), \text{Eval}^{\text{ty}}_A(s, f_{\text{addr}})) = s'}{s, \mathcal{M} \vdash (s, \text{SL}) \xrightarrow{\text{Inst}} ((F, \text{prev}, \text{cur}, \text{pc} + 1, \pi, \text{Free}), \text{SL}), s'} \quad \begin{array}{l} s = (F, \text{prev}, \text{cur}, \text{pc}, \pi, \text{Free}) \\ F = (\text{OH}, R, P, \text{BL}, \text{BBS}, \text{Bm}, \text{ret}), \\ \text{Inst} = (\text{store}^{\text{ty}}_A, \text{ty} = \% \text{val}, \text{ty} = \% \text{addr}) \\ r_{\text{val}} = \pi(\% \text{val}) \\ f_{\text{addr}} = \pi(\% \text{addr}) \end{array} \\
\\
\text{GEP} \\
\frac{\text{Inst} = \text{Bm}(\text{cur})[\text{pc}] \quad s_0, \mathcal{M} \vdash (s', \text{SL}) \xrightarrow{\text{Inst}_1} (s'', \text{SL}), s_1}{s_0, \mathcal{M} \vdash (s, \text{SL}) \xrightarrow{\text{Inst}} (s', \text{SL}), \text{Set}^{\text{ty}}_A(s_1, f_{\text{res}}, \text{PtrAdd}_A(\text{Eval}^{\text{ty}}_A(s_0, f_{\text{ptr}})), k)} \quad \begin{array}{l} s = (F, \text{prev}, \text{cur}, \text{pc}, \pi, \text{Free}) \\ s' = (F, \text{prev}, \text{cur}, \text{pc} + 1, \pi, \text{Free}) \\ F = (\text{OH}, R, P, \text{BL}, \text{BBS}, \text{Bm}, \text{ret}), \\ \text{Inst}^{\text{ty}}_A(\text{Free} = \text{getelem}^{\text{ty}}_A, \text{ty} = \% \text{ptr}, \text{ty} = \% \text{int1} \dots \text{ty} = \% \text{intn}) \\ r_{\text{ptr}} = \pi(\% \text{ptr}) \\ k = f_{\text{int1}} \dots f_{\text{intn}}(\text{ty} = \% \text{int1} \dots \text{ty} = \% \text{intn}) \end{array}
\end{array}$$

Figure 3: Transition Rules for memory instructions

calls to  $\pi$  and results kept in  $r_1, r_2, r_{\text{res}}$ . Then we evaluate the value of  $r_1$  and  $r_2$  in  $s$  via calls to  $\text{Eval}^{\text{ty}}_A$ , and the operation corresponding to  $\text{inst}$  is looked up with  $\circ$  (see Table 2 for this mapping) and applied ( $\llbracket \text{Eval}^{\text{ty}}_A(s, r_1) \rrbracket \circ (\text{inst}) \text{Eval}^{\text{ty}}_A(s, r_2) \rrbracket_s$ ) giving a new context state ( $s'$ ), and the value of the operation ( $v$ ).  $\text{Set}^{\text{ty}}_A(s', r_{\text{res}}, v)$  stores this new value in  $r_{\text{res}}$  and returns the new context state. Finally we update the program counter ( $\text{pc} + 1$ ).

In the rules special care has to be taken for the `phi ty` instructions. All of these must be evaluated simultaneously. We therefore evaluate the them in a big-step fashion where the evaluation of one instruction also result in evaluating the next instruction (if it is also a `phi ty` instruction). For the `getelementptr` rule, we use the auxillary function

$$T_{i_1, \dots, i_n}(\langle \text{ty}_1, \dots, \text{ty}_n \rangle) = \sum_{k=1}^{i_1-1} \text{BSize}(\text{ty}_k) + T_{i_2, \dots, i_n}(\text{ty}_{i_1})$$

$$T_e(\text{ty}) = 0$$

to calculate the offset needed to access the correct element of the designated type.

**Remark 4.** If LODIN has some functions defined in a platform plugin, the call rule in Figure 7 is replaced by the implementation described in that module instead. Platform functions are executed atomically in LODIN.

$$\begin{array}{c}
\text{BRANCH UNCONDITIONAL} \\
\frac{\text{Inst} = \text{Bm}(\text{cur})[\text{pc}]}{s, \mathcal{M} \vdash (s, \text{SL}) \xrightarrow{\text{Inst}} ((F, \text{cur}, \text{block}, 0, \pi, \text{Free}), \text{SL}), s} \quad \begin{array}{l} s = (F, \text{prev}, \text{cur}, \text{pc}, \pi, \text{Free}) \\ \text{Inst} = (\text{br label } \% \text{block}) \\ F = (\text{OH}, R, P, \text{BL}, \text{BBS}, \text{Bm}, \text{ret}) \end{array} \\
\\
\text{BRANCH CONDITIONAL TRUE} \\
\frac{\text{Inst} = \text{Bm}(\text{cur})[\text{pc}] \quad \llbracket \text{Eval}^{\text{ty}}_A(s, \pi(\% \text{cond})) \rrbracket_s \neq \llbracket \text{Eval}^{\text{ty}}_A(s, \pi(\% \text{ff}_A)) \rrbracket_s = s', \neg \top}{s, \mathcal{M} \vdash (s, \text{SL}) \xrightarrow{\text{Inst}} ((F, \text{cur}, \text{tblock}, 0, \pi, \text{Free}), \text{SL}), s'} \quad \begin{array}{l} s = (F, \text{prev}, \text{cur}, \text{pc}, \pi, \text{Free}) \\ \text{Inst}^{\text{ty}}_A(\text{Free} = \text{cond}, \text{label } \% \text{tblock}, \text{label } \% \text{fblock}) \\ F = (\text{OH}, R, P, \text{BL}, \text{BBS}, \text{Bm}, \text{ret}) \end{array} \\
\\
\text{BRANCH CONDITIONAL FALSE} \\
\frac{\text{Inst} = \text{Bm}(\text{cur})[\text{pc}] \quad \llbracket \text{Eval}^{\text{ty}}_A(s, \pi(\% \text{cond})) \rrbracket_s = \llbracket \text{Eval}^{\text{ty}}_A(s, \pi(\% \text{ff}_A)) \rrbracket_s = s', \neg \top}{s, \mathcal{M} \vdash (s, \text{SL}) \xrightarrow{\text{Inst}} ((F, \text{cur}, \text{fblock}, 0, \pi, \text{Free}), \text{SL}), s'} \quad \begin{array}{l} s = (F, \text{prev}, \text{cur}, \text{pc}, \pi, \text{Free}) \\ \text{Inst}^{\text{ty}}_A(\text{Free} = \text{cond}, \text{label } \% \text{tblock}, \text{label } \% \text{fblock}) \\ F = (\text{OH}, R, P, \text{BL}, \text{BBS}, \text{Bm}, \text{ret}) \end{array} \\
\\
\text{RETURN VOID} \\
\frac{\text{Inst} = \text{Bm}(\text{cur})[\text{pc}] \quad [s_i = \text{free}_A(s_{i-1}, f_i)]_{i=1 \dots n}}{s_0, \mathcal{M} \vdash (s, \text{SL}) \xrightarrow{\text{Inst}} (s', \text{SL}'), s_n} \quad \begin{array}{l} s = (F, \text{prev}, \text{cur}, \text{pc}, \pi, \text{Free}) \\ \text{Free} = \{f_1, f_2, \dots, f_n\} \\ \text{Inst} = (\text{ret void}) \\ \text{SL} = s' \cdot \text{SL}' \\ F = (\text{OH}, R, P, \text{BL}, \text{BBS}, \text{Bm}, \text{ret}) \end{array}
\end{array}$$

$$\begin{array}{c}
\text{RETURN VALUE} \\
\frac{\text{Inst} = \text{Bm}(\text{cur})[\text{pc}] \quad [s_i = \text{free}_A(s_{i-1}, f_i)]_{i=1 \dots n}}{s_0, \mathcal{M} \vdash (s, \text{SL}) \xrightarrow{\text{Inst}} (s', \text{SL}'), \text{Set}^{\text{ty}}_A(s_n, r_{\text{res}}, \text{Eval}^{\text{ty}}_A(s_0, \pi(\% \text{val})))} \quad \begin{array}{l} s = (F, \text{prev}, \text{cur}, \text{pc}, \pi, \text{Free}) \\ \text{Free} = \{f_1, f_2, \dots, f_n\} \\ \text{Inst} = (\text{ret ty } \% \text{val}) \\ \text{SL} = s' \cdot \text{SL}' \\ F = (\text{OH}, R, P, \text{BL}, \text{BBS}, \text{Bm}, \text{ret}) \\ s' = (F, \text{prev}, \text{cur}, \text{pc} + 1, \pi, \text{Free}) \\ F' = (\text{OH}, R, P, \text{BL}, \text{BBS}, \text{Bm}, \text{ret}), \\ \text{Inst}^{\text{ty}}_A(\text{Free} = \text{call ty } \% \text{phi} \dots \text{ty} = \% \text{gn}) \\ \text{Bm}(\text{pc} - 1) = \text{Inst}_e \\ r_{\text{res}} = \pi(\% \text{res}) \end{array}
\end{array}$$

Figure 4: Transition rules for terminator instructions

$$\begin{array}{c}
\text{Phi} \\
\frac{\text{Inst} = \text{Bm}(\text{cur})[\text{pc}] \quad \text{Bm}(\text{cur})[\text{pc} + 1] \in \text{Phi}(R, \text{BL}) \quad s_0, \mathcal{M} \vdash (s', \text{SL}) \xrightarrow{\text{Inst}_1} (s'', \text{SL}), s_1}{s_0, \mathcal{M} \vdash (s, \text{SL}) \xrightarrow{\text{Inst}} (s', \text{SL}), \text{Set}^{\text{ty}}_A(s_1, f_{\text{res}}, \text{Eval}^{\text{ty}}_A(s_0, f_{\text{map}}))} \quad \begin{array}{l} s = (F, \text{prev}, \text{cur}, \text{pc}, \pi, \text{Free}) \\ s' = (F, \text{prev}, \text{cur}, \text{pc} + 1, \pi, \text{Free}) \\ F = (\text{OH}, R, P, \text{BL}, \text{BBS}, \text{Bm}, \text{ret}) \\ \text{Inst}^{\text{ty}}_A(\text{Free} = \text{phi ty } \% \text{map}, \text{label } \% \text{label}) \\ \text{SL} = s' \cdot \text{SL}' \\ f_{\text{map}} = \pi(\% \text{map}) \\ f_{\text{res}} = \pi(\% \text{res}) \end{array} \\
\\
\text{Phi2} \\
\frac{\text{Inst} = \text{Bm}(\text{cur})[\text{pc}] \quad \text{Bm}(\text{cur})[\text{pc} + 1] \notin \text{Phi}(R, \text{BL})}{s_0, \mathcal{M} \vdash (s, \text{SL}) \xrightarrow{\text{Inst}} (s', \text{SL}), \text{Set}^{\text{ty}}_A(s_0, f_{\text{res}}, \text{Eval}^{\text{ty}}_A(s_0, f_{\text{map}}))} \quad \begin{array}{l} s = (F, \text{prev}, \text{cur}, \text{pc}, \pi, \text{Free}) \\ s' = (F, \text{prev}, \text{cur}, \text{pc} + 1, \pi, \text{Free}) \\ F = (\text{OH}, R, P, \text{BL}, \text{BBS}, \text{Bm}, \text{ret}) \\ \text{Inst}^{\text{ty}}_A(\text{Free} = \text{phi ty } \% \text{map1}, \text{label } \% \text{label1}, \text{label } \% \text{label2}) \\ \text{SL} = s' \cdot \text{SL}' \\ f_{\text{map1}} = \pi(\% \text{map1}) \\ f_{\text{map2}} = \pi(\% \text{map2}) \\ f_{\text{res}} = \pi(\% \text{res}) \end{array}
\end{array}$$

Figure 5: Compare Rules for Phi instructions

$$\begin{array}{c}
\text{COMPARE} \\
\frac{\text{Inst} = \text{Bm}(\text{cur})[\text{pc}] \quad \llbracket \text{Eval}^{\text{ty}}_A(s, r_1) \text{ op } \% \text{ty} \text{ Eval}^{\text{ty}}_A(s, r_2) \rrbracket_s = - \text{ty} = \neg}{s, \mathcal{M} \vdash (s, \text{SL}) \xrightarrow{\text{Inst}} ((F, \text{prev}, \text{cur}, \text{pc} + 1, \pi, \text{Free}), \text{SL}), \text{Set}^{\text{ty}}_A(s, \pi(\% \text{res}), v)} \quad \begin{array}{l} s = (F, \text{prev}, \text{cur}, \text{pc}, \pi, \text{Free}) \\ F = (\text{OH}, R, P, \text{BL}, \text{BBS}, \text{Bm}, \text{ret}), \\ \text{Inst}^{\text{ty}}_A(\text{Free} = \text{comp cond ty } \% \text{comp1}, \text{label } \% \text{label2}) \\ \text{ty} = \pi(\% \text{ty}) \\ r_1 = \pi(\% \text{inp1}) \\ r_2 = \pi(\% \text{inp2}) \end{array}
\end{array}$$

Figure 6: Compare Rules for comparison instructions

$$\begin{array}{c}
\text{BINARY} \\
\frac{\text{Inst} = \text{Bm}(\text{cur})[\text{pc}] \quad v \in \llbracket \text{Eval}_{\mathcal{A}}^{\text{ty}}(s, r_1) \rrbracket \circ (\text{inst}) \text{Eval}_{\mathcal{A}}^{\text{ty}}(s, r_2) \rrbracket_s}{s, \mathcal{M} \vdash (s, \text{SL}) \xrightarrow{\text{Inst}} ((F, \text{prev}, \text{cur}, \text{pc} + 1, \pi, \text{Free}), \text{SL}), \text{Set}^{\text{ty}}_{\mathcal{A}}(s, r_{\text{res}}, v)}, \text{Inst}^{\text{def}} = (\% \text{res} = \text{inst ty } \% \text{inp1}, \% \text{inp2}) \\
\begin{array}{l}
s = (F, \text{prev}, \text{cur}, \text{pc}, \pi, \text{Free}) \\
F = (@N, R, P, BL, BBs, Bm, \text{ret}), \\
r_1 = \pi(\% \text{inp1}) \\
r_2 = \pi(\% \text{inp2}) \\
r_{\text{res}} = \pi(\% \text{res})
\end{array}
\end{array}$$

$$\begin{array}{c}
\text{CALL FUNCTION} \\
\frac{\text{Inst} = \text{Bm}(\text{cur})[\text{pc}] \quad [s_i, g_i = \text{mReg}_{\mathcal{A}}(s_{i-1}, r_i) \wedge \pi_i = \pi_{i-1}[r_i \mapsto g_i]]_{i=1 \dots m} \quad [s_{m+i+1} = \text{Set}^{\text{ty}_i}_{\mathcal{A}}(s_{m+i}, \pi_m(p_i), v_i)]_{i=0 \dots n}}{s_0, \mathcal{M} \vdash (s, \text{SL}) \xrightarrow{\text{Inst}} ((F', \text{init}, \text{init}, 0, \pi_m, \emptyset)), s' : \text{SL}}, \text{Inst}^{\text{def}} = (\text{call ret } @ \text{func} (\text{ty}_0 \% \text{p}_0 \dots \text{ty}_n \% \text{p}_n)) \\
\begin{array}{l}
s = (F, \text{prev}, \text{cur}, \text{pc}, \pi_{\text{old}}, \text{Free}) \\
s' = (F, \text{prev}, \text{cur}, \text{pc} + 1, \pi_{\text{old}}, \text{Free}) \\
\forall i, v_i = \text{Eval}_{\mathcal{A}}^{\text{ty}_i}(s_i, \pi_{\text{old}}(\% \text{p}_i)), \\
F' = (@ \text{func}, R, P, BL, BBs, Bm, \text{ret}) \in \mathcal{M}, \\
P = \{p_0, \dots, p_{n-1}\}, \\
R = \{r_1, \dots, r_n\}, \\
\pi'_0 : R \rightarrow \mathcal{R}
\end{array}
\end{array}$$

$$\begin{array}{c}
\text{NONDET} \\
\frac{\text{Inst} = \text{Bm}(\text{cur})[\text{pc}] \quad \text{NonDet}^{\text{ty}}_{\mathcal{A}}(s) = V, s' \quad v \in V}{s, \mathcal{M} \vdash (s, \text{SL}) \xrightarrow{\text{Inst}} ((F, \text{prev}, \text{cur}, \text{pc} + 1, \pi, \text{Free}), \text{SL}), \text{Set}^{\text{ty}}_{\mathcal{A}}(s', r_{\text{res}}, v)}, \text{Inst}^{\text{def}} = (\% \text{res} = \text{lodin\_ndty}) \\
\begin{array}{l}
s = (F, \text{prev}, \text{cur}, \text{pc}, \pi, \text{Free}) \\
F = (@N, R, P, BL, BBs, Bm, \text{ret}), \\
r_{\text{res}} = \pi(\% \text{res})
\end{array}
\end{array}$$

Figure 7: Miscellaneous rules Rules

```

1  define void @stub () {
2  init:
3      call void @N ()
4      br label %loop
5  loop:
6      br label %loop
7      ret void
8  }

```

LLVM-Listing 3: Stub function (`stubF` for instantiating an entry point  $F = (@N, R, P, BL, BBs, Bm, \text{void})$ )

**Network of Processes** Let  $\mathcal{M} = (\mathcal{F}, \mathcal{E})$  be an LLVM module where  $\mathcal{F} = \{F_1, \dots, F_n\}$  with  $F_i = (@N_i, R_i, P_i, BL_i, BBs_i, Bm_i, \text{ret}_i)$  and  $\mathcal{E} = \{k_1, \dots, k_m\}$  and let  $\mathcal{A} = (\mathcal{S}_{\mathcal{A}}, s^{\text{init}}, \text{dom}_{\mathcal{A}}, \mathcal{R}, \text{tt}_{\mathcal{A}}, \text{ff}_{\mathcal{A}})$  be a context. We define the transition system  $\mathcal{L}_{\mathcal{M}}^{\mathcal{A}} = (\mathbb{N}, n^0, \rightarrow^{\mathcal{A}})$  where a state  $n \in \mathbb{N}$  is a tuple  $n = (s_1, s_2, \dots, s_m, s, \mathcal{M})$  where each  $s_i$  is a state of a process and  $s \in \mathcal{S}_{\mathcal{A}}$ .

A state  $n = (s_1, s_2, \dots, s_i, \dots, s_m, s, \mathcal{M})$  may transit to state  $n' = (s_1, s_2, \dots, s'_i, \dots, s_n, s', \mathcal{M})$  via the  $i^{\text{th}}$  component performing an instruction `Inst` if  $s, \mathcal{M} \vdash s_i \xrightarrow{\text{Inst}} s'_i, s'$ . We write this as  $n \xrightarrow[\text{Inst}]{i} n'$ .

The initial state  $n^0$  is  $((\kappa_1, \epsilon), \dots, (\kappa_m, \epsilon), s^{\text{init}}, \mathcal{M})$  where  $\kappa_i = (\text{stub}_{F_{k_i}}, \text{init}, \text{init}, 0, \_, \emptyset)$  and `stub`( $F_{k_i}$ ) is a special stub function shown in LLVM-Listing 3.

## 3 Representations in Lodin

In the preceding section we developed the semantics of LLVM programs abstractly i.e. we defined an “interface” to a context of the semantics, allowing instantiating different semantics by modifying the instantiation of this interface. In this section we develop two instantiations ( $\mathcal{E}$  and  $\mathcal{S}$ ) of the interface. The resulting transition semantics for module  $\mathcal{M}$ ,  $\mathcal{L}_{\mathcal{M}}^{\mathcal{E}}$  ( $\mathcal{L}_{\mathcal{M}}^{\mathcal{S}}$ ), we call the explicit (symbolic) semantics.

### 3.1 Explicit Representation

**Bitvectors** Let  $\mathbb{B} = \{0, 1\}$  then a bitvector of width  $n$  is an element in  $\mathbb{B}^n$ . Two special bitvectors are  $\vec{0}^n = (0, 0, \dots, 0) \in \mathbb{B}^n$  and  $\vec{1}^n = (1, 1, \dots, 1) \in \mathbb{B}^n$ . If  $\vec{b} = (b_0, b_2, \dots, b_{n-1}) \in \mathbb{B}^n$  is a bitvector, then we can access individual bits by indexing into  $\vec{b}$  i.e.  $\vec{b}[i] = b_i$ . We also allow extracting the sub-vector  $(b_i, \dots, b_j)$  by  $\vec{b}[i : j + 1]$ . If  $\vec{b} = (b_0, b_2, \dots, b_{n-1}) \in \mathbb{B}^n$ ,  $\vec{c} = (c_0, \dots, c_{i-1}) \in \mathbb{B}^i$ ,  $k \in \{0, n - 1\}$  and  $k + i < n$  then we let

$$\vec{b}[k : k + i / \vec{c}] = (b_0, b_1, \dots, b_{k-1}, c_0, \dots, c_{i-1}, b_{k+i}, \dots, b_{n-1}).$$

Let  $\vec{b} = (b_0, b_2, \dots, b_{n-1}) \in \mathbb{B}^n$  be a bitvector, then we can interpret it as either an unsigned integer or a signed integer. In the prior case we use the standard binary encoding and define  $\langle \vec{b} \rangle = \sum_{i=0}^n b_i \cdot 2^i$ . In the latter case we use 2’s-complement encoding

and let  $\langle \cdot \vec{b} \cdot \rangle = -b_{n-1}2^{n-1} + \sum_{i=0}^{n-2} b_i 2^i$ . To encode a number  $n \in \mathbb{N}$  in either binary or 2s-complement we write  $\langle n \rangle^{-1}$  and  $\langle \cdot n \cdot \rangle^{-1}$  respectively.

The classic bitwise operators, and, or, xor and negation, between vector  $\vec{b}_1, \vec{b}_2 \in \mathbb{B}^n$  are defined as usual and denoted  $(\vec{b}_1 \text{ and } \vec{b}_2)$ ,  $(\vec{b}_1 \text{ or } \vec{b}_2)$ ,  $(\vec{b}_1 \text{ xor } \vec{b}_2)$  and  $(\text{neg } \vec{b}_1)$  respectively. If  $\vec{b}_1 \in \mathbb{B}^n$  is a bitvector,  $d \in \mathbb{N}$  is a number and  $d < n$  then we define bit shifting operations as

$$\vec{b}_1 \text{ lshl } d = \vec{0}^n[d : n/\vec{b}_1[0 : n - d]],$$

$$\vec{b}_1 \text{ lshr } d = \vec{0}^n[0 : d/\vec{b}_1[n - d : n]]$$

$$\vec{b}_1 \text{ ashr } d =$$

$$\begin{cases} \vec{0}^n[0 : d/\vec{b}_1[n - d : n]] & \text{if } \vec{b}_1[n - 1] = 0 \\ \vec{1}^n[0 : d/\vec{b}_1[n - d : n]] & \text{if } \vec{b}_1[n - 1] = 1 \end{cases}$$

The **lshl** (**lshr**) operator is a logic left (right) bitshift i.e. shift all bits to left (right) and pad with zero. The **ashr** is arithmetic right shift where instead of padding with zero, the bit vector is padded with the original value of the most significant bit.

**Memory Modelling** In the explicit semantics we model the memory state of a computer as a (possibly) infinite length array of memory blocks. Memory blocks are tagged with their size and the actual content of the block. Formally, the memory state of program is a function  $\mathbf{M} : \mathbb{N} \rightarrow (\mathbb{N} \times (\bigcup_{i \in \mathbb{N}} \mathbb{B}^i)) \cup \{\mathfrak{S}\}$ . An entry  $MB(i)$  means that block  $i$  of the memory has not been used. If  $MB(i) = (k, \vec{b})$  and  $\vec{b} \in \mathbb{B}^k$  then we say that block  $i$  is *consistent*, has  $k$  and  $\vec{b}$  is the content of that block.

To modify and read from memory, we define the functions:

- $\text{new}(\mathbf{M}, i) = (\mathbf{M}[n \mapsto (i, \vec{0}^i)], n)$  where  $n = \min(\{g \mid \mathbf{M}(g) = \mathfrak{S}\})$ ,
- $\text{Memfree}(\mathbf{M}, \text{Used}, i) = (\mathbf{M}[i \mapsto \mathfrak{S}])$ ,
- $\text{read}(\mathbf{M}, b, f, \text{len}) = \vec{b}[f : f + \text{len}]$  where  $\mathbf{M}(b) = (i, \vec{b})$  and  $f + \text{len} < i$  and

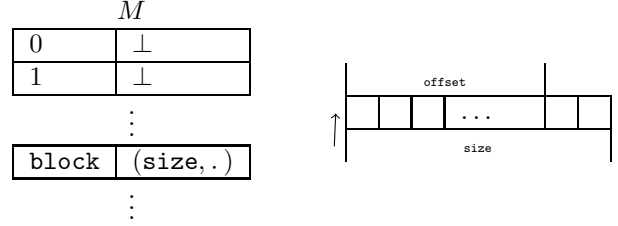


Figure 8: Memory representation in LODIN. Pointers are 64bit integers split into a 32bit **base** and a 32bit **offset**. LODIN uses a redirection table ( $M$ ) that store memory blocks, and **block** indexes into this table, while **offset** indexes into the memory blocks. The symbol  $\perp$  indicates an entry in  $M$  is unused.

- $\text{write}(\mathbf{M}, b, f, \vec{c}, \text{len}) = (\mathbf{M}[b \mapsto \vec{b}[f : f + \text{len}/\vec{c}], \text{Used})$  where  $\mathbf{M}(b) = (i, \vec{b})$  and  $f + \text{len} < i$  and

The initial state of the memory is the function  $\mathbf{M}_{\text{init}}$  where for all  $i$ ,  $\mathbf{M}_{\text{init}}(i) = \mathfrak{S}$ .

Given both a representation of the register values and the memory, we can now define the explicit context. In the explicit context, we assign to a type **in** the domain  $\mathbb{B}^n$  and any pointer type is assigned the domain  $\mathbb{B}^{64}$ . Using a 64-bit bitvector for representing pointers allows us to use the 32 most significant bits for indexing into  $\mathbf{M}$  of the memory and use 32 least significant bits to index into the actual block. For a pointer  $p \in \mathbb{B}^{64}$  we let  $\text{block}(p) = p[32 : 64]$  and  $\text{offset}(p) = p[0 : 32]$ . See Figure 8 for a graphical depiction of how this work.

**Definition 7** (Explicit Context). *The explicit context is the tuple  $\mathcal{E} = (\mathcal{S}_{\mathcal{E}}, \mathcal{S}_{\mathcal{E}}^{\text{init}}, \text{dom}_{\mathcal{E}}, \mathbb{N}, \text{ff}_{\mathcal{E}})$  where*

- $\mathcal{S}_{\mathcal{E}} = \{(\mathbf{M}, N, F) \mid \mathbf{M} \text{ is a memory state} \wedge N \subset \mathbb{N} \wedge F : \mathbb{N} \rightarrow (\bigcup_{i \in \mathbb{N}} \mathbb{B}^i) \cup \{\perp\}\}$
- $\mathcal{S}_{\mathcal{E}}^{\text{init}} = (m_{\text{init}}, \emptyset, F)$  where for all  $i$ ,  $F(i) = \perp$ ,
- $\text{dom}_{\mathcal{E}}(\mathbf{t}) = \mathbb{B}^{8 \cdot \text{BSize}(\mathbf{t})}$
- $\text{ff}_{\mathcal{E}} = \langle 0 \rangle^{-1}$ .

$$\begin{aligned}
\mathbf{mReg}_{\mathcal{E}}((M, N, F), \%r) &= (M, N \cup \{i\}, F), i \text{ where } i = \mathbf{min}(\mathbb{N} \setminus N) \\
\mathbf{Eval}_{\mathcal{E}}^{\mathbf{ty}}((M, N, F), i) &= \begin{cases} F(i) & \text{if } F(i) \in \mathbf{dom}_{\mathcal{E}}(\mathbf{ty}) \\ \mathbf{Error} & \text{Otherwise} \end{cases} \\
\mathbf{alloc}_{\mathcal{E}}^{\mathbf{ty}}((M, N, F)) &= (M', N, F), i \text{ if } \mathbf{ty} = \mathbf{in} \wedge \mathbf{new}(M, \mathbf{BSize}(\mathbf{ty})) = M', i \\
\mathbf{free}_{\mathcal{E}}(((M, \mathbf{Used}), N, F), i) &= \begin{cases} (\mathbf{Memfree}((M, \mathbf{Used}), k), N, F) & \text{if } k = \langle i[32:64] \rangle \in \mathbf{Used} \\ \mathbf{Error} & \text{otherwise} \end{cases} \\
\mathbf{load}_{\mathcal{E}}^{\mathbf{ty}}(((M, \mathbf{Used}), N, F), i) &= \begin{cases} \{(((M, \mathbf{Used}), N, F), \mathbf{read}((M, \mathbf{Used}), k, o, m))\} & \text{if } \begin{matrix} k = \langle i[32:64] \rangle \in \mathbf{Used} \\ \mathbf{dom}_{\mathcal{E}}(\mathbf{ty}) = \mathbb{B}^m \\ o = \langle i[0:32] \rangle * 8 \\ (s, b) = \mathbf{M}(k) \\ o + m < s \end{matrix} \\ \{(((M, \mathbf{Used}), N, F), g) | g \in \mathbb{B}^m\} & \text{if } \mathbf{dom}_{\mathcal{E}}(\mathbf{ty}) = \mathbb{B}^m \end{cases} \\
\mathbf{store}_{\mathcal{E}}^{\mathbf{ty}}(((M, \mathbf{Used}), N, F), v, p) &= \begin{cases} ((\mathbf{write}((M, \mathbf{Used}), k, o, v, m), N, F)) & \text{if } \begin{matrix} k = \langle p[32:64] \rangle \in \mathbf{Used} \\ \mathbf{dom}_{\mathcal{E}}(\mathbf{ty}) = \mathbb{B}^m \\ o = \langle p[0:32] \rangle * 8 \\ (s, b) = \mathbf{M}(k) \\ o + m < s \end{matrix} \\ \mathbf{Error} & \text{otherwise} \end{cases}
\end{aligned}$$

Figure 9: Operations for the explicit semantics.

The operations for modifying the explicit context is provided in Figure 9 and Figure 10. The rules are derived from the informal description provided at [12]. For the comparison operators, we give the definition of  $>_u^{\text{ty}} \mathcal{E}$  and  $>_s^{\text{ty}} \mathcal{E}$  below, and note that the remaining comparison operators are easily generalised from these. In the rules we let  $\text{tt}_{\mathcal{E}} \in \text{dom}_{\mathcal{E}}(\text{i8})$  and require  $\text{tt}_{\mathcal{E}} \neq \text{ff}_{\mathcal{E}}$ .

$$>_u^{\text{ty}} \mathcal{E}(s, r_1, r_2) = \begin{cases} (s, \text{tt}_{\mathcal{E}}, \top) & \text{if } \langle r_1 \rangle > \langle r_2 \rangle, \\ (s, \text{tt}_{\mathcal{E}}, \perp) & \text{otherwise} \end{cases}$$

$$>_s^{\text{ty}} \mathcal{E}(s, r_1, r_2) = \begin{cases} (s, \text{tt}_{\mathcal{E}}, \top) & \text{if } \langle \cdot r_1 \cdot \rangle > \langle \cdot r_2 \cdot \rangle \\ (s, \text{ff}_{\mathcal{E}}, \perp) & \text{otherwise} \end{cases}$$

**Remark 5.** *Instantiating a model with the explicit context as described so far result in a possibly infinite state space. As a result, an exhaustive enumeration of all possible states may not terminate.*

## 3.2 Symbolic Representation

We have already mentioned that an explicit representation of values in a program will explode (even without concurrency) in the presence of non-deterministic values. As an example of this, consider LLVM-Listing 4 which can call the function `@@error` if and only `%2` is set to 5. It is easy for humans to realise that `@@error` can be called, but a computer with an explicit representation has to enumerate all  $2^{32} - 1$  possible values of `%2`.

For combatting this, LODIN provides a symbolic context representation. Instead of representing values explicitly, the symbolic context gathers all operations performed during exploration into one large logical formula - known as the path formula - that can since be passed to an SMT-solver. The SMT-solver can then determine if the formula is satisfiable and thus if the explored path is feasible.

### 3.2.1 Satisfiability Modulo Theories

An SMT-instance is principally a first order logic formula where some predicates and functions have

```

1      define void @main() #0 {
2  init:
3      %1 = alloca i32, align 4
4      %2 = lodin_nd i32
5      store i32 %2, i32* %1, align 4
6      %3 = load i32, i32* %1, align 4
7      %4 = icmp eq i32 %3, 5
8      br i1 %4, label %call, label %done
9
10 call:
11      = %0
12      call void (...) @error()
13      br label %done
14
15 done:
16      preds = %5, %0
17      ret void
18 }
```

LLVM-Listing 4: Example of why Symbolic Representation are necessary

special interpretations. These special interpretations are encapsulated into what is called theories. An SMT-instance of the theory  $\mathcal{T}$  can be determined to be satisfiable or not satisfiable by SMT-solver supporting the  $\mathcal{T}$ . We will not invest too much time here in talking about how SMT-solvers work, but will rather informally discuss the theories we need.

**Theory of Bitvectors** In the theory of bitvectors, variables are given a bitvector type `in3`. The operations that can be performed between bitvectors are

- the classic bitwise operations, i.e. `and`, `or`, `neg`, `xor`, `lshl`, `lshr` and `ashr`
- arithmetic operations (modulo  $2^n$ ), i.e. `add`, `sub`, `divu`, `divs`, `mul`, `remu`, `rems` - as in the LLVM discussion we need both signed and unsigned versions of some operations (indexed by  $_u$  and  $_s$ )
- comparisons e.g. `=` and `≤`,
- boolean operations e.g. `(∧, ∨, ¬)`
- concatenation of bitvectors `○`,

<sup>3</sup>Note we reuse the type name from LLVM

$$\begin{aligned}
+_{\mathcal{E}}^{\mathbf{ty}}(S, \vec{b}_1, \vec{b}_2) &= \begin{cases} \{(\langle b_1 + b_2 \rangle^{-1})\} & \text{if } \begin{matrix} b_i = \langle \vec{b}_i \rangle \\ b_1 + b_2 \leq \langle \vec{1}^m \rangle^{-1} \end{matrix} \\ \{(\langle (b_1 + b_2) \% 2^m \rangle^{-1})\} & \text{otherwise} \end{cases} \\
\mathbf{PtrAdd}_{\mathcal{E}}(\vec{b}_1, k) &= \vec{b}_2 \text{ where } \mathbf{block}(\vec{b}_2) = \mathbf{block}(\vec{b}_1) \text{ and } \mathbf{offset}(\vec{b}_2) = \mathbf{offset}(\vec{b}_1) + k \\
-_{\mathcal{E}}^{\mathbf{ty}}(S, \vec{b}_1, \vec{b}_2) &= \begin{cases} \{(\langle b_1 + b_2 \rangle^{-1})\} & \text{if } \begin{matrix} b_1 = \langle \vec{b}_1 \rangle \\ b_2 = \langle \mathbf{neg} \vec{b}_2 \rangle + 1 \\ b_1 + b_2 \leq \langle \vec{1}^m \rangle^{-1} \end{matrix} \\ \{(\langle (b_1 + b_2) \% 2^m \rangle^{-1})\} & \text{if } \begin{matrix} b_1 = \langle \vec{b}_1 \rangle \\ b_2 = \langle \mathbf{neg} \vec{b}_2 \rangle + 1 \end{matrix} \end{cases} \\
\cdot_{\mathcal{E}}^{\mathbf{ty}}(S, \vec{b}_1, \vec{b}_2) &= \begin{cases} \{(\langle b_1 * b_2 \rangle^{-1})\} & \text{if } \begin{matrix} b_i = \langle \vec{b}_i \rangle \\ b_1 * b_2 \leq \langle \vec{1}^m \rangle^{-1} \\ b_i = \langle \vec{b}_i \rangle \end{matrix} \\ \{(\langle (b_1 * b_2) \% 2^m \rangle^{-1})\} & \text{otherwise} \end{cases} \\
/_u^{\mathbf{ty}}_{\mathcal{E}}(S, \vec{b}_1, \vec{b}_2) &= \begin{cases} \{(\langle \lfloor b_1 / b_2 \rfloor \rangle^{-1})\} & \text{if } \begin{matrix} b_i = \langle \vec{b}_i \rangle \\ b_2 \neq 0 \end{matrix} \\ \{(\vec{c}) | \vec{c} \in \mathbb{B}^m\} & \text{otherwise} \end{cases} \quad /_s^{\mathbf{ty}}_{\mathcal{E}}(S, \vec{b}_1, \vec{b}_2) = \begin{cases} \{(\langle \cdot \mathbf{trunc}(b_1 / b_2) \cdot \rangle^{-1})\} & \text{if } \begin{matrix} b_i = \langle \cdot \vec{b}_i \cdot \rangle \\ b_2 \neq 0 \end{matrix} \\ \{(\vec{c}) | \vec{c} \in \mathbb{B}^m\} & \text{otherwise} \end{cases} \\
\%_u^{\mathbf{ty}}_{\mathcal{E}}(S, \vec{b}_1, \vec{b}_2) &= \begin{cases} \{(\langle b_1 - b_2 \cdot \lfloor b_1 / b_2 \rfloor \rangle^{-1})\} & \text{if } \begin{matrix} b_i = \langle \vec{b}_i \rangle \\ b_2 \neq 0 \end{matrix} \\ \{(\vec{c}) | \vec{c} \in \mathbb{B}^m\} & \text{otherwise} \end{cases} \\
\%_s^{\mathbf{ty}}_{\mathcal{E}}(S, \vec{b}_1, \vec{b}_2) &= \begin{cases} \{(\langle \cdot b_1 - b_2 \cdot (\mathbf{trunc}(b_1 / b_2)) \cdot \rangle^{-1})\} & \text{if } \begin{matrix} b_i = \langle \cdot \vec{b}_i \cdot \rangle \\ b_2 \neq 0 \end{matrix} \\ \{(\vec{c}) | \vec{c} \in \mathbb{B}^m\} & \text{otherwise} \end{cases} \\
<<_{\mathcal{E}}^{\mathbf{ty}}(S, \vec{b}_1, \vec{b}_2) &= \begin{cases} \{(\langle \vec{b}_1 \mathbf{lshl} b_2 \rangle)\} & \text{if } \begin{matrix} b_2 = \langle \vec{b}_2 \rangle \\ b_2 < m \end{matrix} \\ \{(\vec{c}) | \vec{c} \in \mathbb{B}^m\} & \text{otherwise} \end{cases} \quad >>_l^{\mathbf{ty}}_{\mathcal{E}}(S, \vec{b}_1, \vec{b}_2) = \begin{cases} \{(\langle \vec{b}_1 \mathbf{lshr} b_2 \rangle)\} & \text{if } \begin{matrix} b_2 = \langle \vec{b}_2 \rangle \\ b_2 < m \end{matrix} \\ \{(\vec{c}) | \vec{c} \in \mathbb{B}^m\} & \text{otherwise} \end{cases} \\
>>_a^{\mathbf{ty}}_{\mathcal{E}}(S, \vec{b}_1, \vec{b}_2) &= \begin{cases} \{(\langle \vec{b}_1 \mathbf{ashr} b_2 \rangle)\} & \text{if } \begin{matrix} b_2 = \langle \vec{b}_2 \rangle \\ b_2 < m \end{matrix} \\ \{(\vec{c}) | \vec{c} \in \mathbb{B}^m\} & \text{otherwise} \end{cases} \quad \&_{\mathcal{E}}^{\mathbf{ty}}(S, \vec{b}_1, \vec{b}_2) = \{(\vec{b}_1 \mathbf{and} \vec{b}_2)\} \\
|_{\mathcal{E}}^{\mathbf{ty}}(S, \vec{b}_1, \vec{b}_2) &= \{(\vec{b}_1 \mathbf{or} \vec{b}_2)\} \quad \oplus_{\mathcal{E}}^{\mathbf{ty}}(S, \vec{b}_1, \vec{b}_2) = \{(\vec{b}_1 \mathbf{xor} \vec{b}_2)\}
\end{aligned}$$

Figure 10: Operation for the explicit semantics. Throughout these rules we assume that  $\mathbf{dom}_{\mathcal{E}}((\cdot)^{\mathbf{ty}}) = \mathbb{B}^m$ , for some  $m$ . In the rules we use  $\mathbf{trunc}$  to denote a rounding operation towards zero.

- extraction of subvectors i.e. if  $v$  is a bitvector then  $bv[0 \dots n]$  extract a bitvector with bits 0 to  $n - 1$ .

**Remark 6.** We reuse the operatorions from our discussin of bitvectors in subsection 3.1, and require that the SMT-solver implements the semantics of the operations as described there. Likewise we write constant bitvectors using the notation from subsection 3.1.

**Theory of Arrays** In this theory an array is a mapping between elements. Elements from an array can be read using a **select** function, and an element stored in an array using a **store** function. We introduce the array type  $\{i_n\} \rightarrow \{i_m\}$  mapping elements from  $i_n$  to  $i_m$ . If  $v : \{i_n\} \rightarrow \{i_m\}$ ,  $v_1 : i_n$  and  $v_2 : i_m$  then we write **store**( $v, v_1, v_2$ ) to create a new array that is equal to  $v$  with the only difference that the value of  $v_1$  now maps to the value of  $v_2$ . We also write  $v_2 = \mathbf{select}(v, v_1)$  to set  $v_2$  equal to the value kept at position  $v_1$ .

In the following we use  $\mathcal{V}$  to denote an infinite set of SMT variables. We also use the restricted sets  $\mathcal{V}^{\mathbf{ty}} = \{v \in \mathcal{V} \mid v : \mathbf{ty}\}$ . Similarly we refer by  $\mathcal{W}$  to all SMT expressions over  $\mathcal{V}$  and  $\mathcal{W}^{\mathbf{ty}}$  to all SMT expressions with type  $\mathbf{ty}$ .

## The Symbolic Context

The symbolic context in LODIN maps its register variables to SMT variables and uses a so called path formula to capture all constraints (assignments and comparisons) encountered during a program execution. Memory is represented using a SMT array and a SMT variable points to first place in memory that is free for allocation.

**Definition 8** (Symbolic Context). *The symbolic context for the symbolic semantics is the tuple  $\mathcal{S} = (\mathcal{S}_S, s_{init}, \text{dom}_S, \mathbb{N}, \mathbf{ff}_S)$  where*

- $\mathcal{S}_S$  are tuples  $(v_M, v_f, N, F, \psi, \mathbf{used})$  where
  - $v_M : \{i_{64}\} \rightarrow \{i_8\}$  is an array representing the memory state of the program,
  - $v_f : i_{64}$  is a pointer into memory

- $N \subseteq \mathbb{N}$  is a set of used register variables,
- $F : \mathbb{N} \rightarrow \mathcal{V} \cup \{\perp\}$
- $\psi$  is an SMT formula - the path formula - encoding the constraints that an explored path has to satisfy, and
- $\mathbf{used} \subseteq \mathcal{V}$  is a set of used SMT variables.

- $s_{init} = (M, 0, F, \mathbf{ff}_S == \mathbf{ff}_S, \emptyset)$  where for all  $n \in \mathbb{N}$ ,  $F(n) = \perp$

- $\text{dom}_S(i_i) = \mathcal{W}^{i_i}$ ,  $\text{dom}_S(\mathbf{ty}_*) = \mathcal{W}^{i_{64}}$ , and  $\text{dom}_S(\langle \mathbf{ty}_1, \dots, \mathbf{ty}_n \rangle) = \mathcal{W}^{8 \cdot \text{BSize}(\langle \mathbf{ty}_1, \dots, \mathbf{ty}_n \rangle)}$

- $\mathbf{ff}_S = \vec{0}^8$ .

The arithmetic instructions (e.g.  $+_{\mathcal{S}}^{\mathbf{ty}}(s, v_1, v_2)$ ) that we need to implement for the context is straightforward to represent. All we need to do is to create an SMT expressions corresponding to the operation, Below we give a generalised definition of the rule:

$$\sim_{\mathcal{S}}^{\mathbf{ty}}((v_M, v_f, F, \psi, \mathbf{used}), v_1, v_2) = v_1 \mathbf{SMTOp} v_2$$

For the mapping between  $\sim_{\mathcal{S}}^{\mathbf{ty}}$  and **SMTOp** we refer to Table 3.

The comparison operators are very similar to the binary operator, and below we provide an example for the  $>_u^{\mathbf{ty}}_{\mathcal{S}}(s, v_1, v_2)$  function where  $s = (v_M, v_f, F, \psi, \mathbf{used})$

$$>_u^{\mathbf{ty}}_{\mathcal{S}}(s, v_1, v_2) = (v_M, v_f, N, F, \psi \wedge (v_1 >_u v_2), \mathbf{used}, v_1 >_u v_2, \top)$$

For the remainder of the operations we refer the reader to Figure 11 and Figure 12.

**Example 1.** We briefly return to the module ( $\mathcal{M}$ ) in LLVM-Listing 4 and consider how we can use the symbolic representation of LODIN to determine if the function **@error** can be called. We simply instantiate the symbolic transition system  $\mathcal{L}_{\mathcal{M}}^S = (\mathbb{N}, \mathbf{n}_S^0, \rightarrow^S)$  and generate symbolic states from  $\mathbf{n}_S^0$  until we reach a state  $\mathbf{n}_f = (s_1 : s_2 \dots : \epsilon, s_S, \mathcal{M})$



$$\mathbf{mReg}_S((v_M, v_f, N, F, \psi, \mathbf{used}), \%r) = (v_M, v_f, N \cup \{i\}, F, \psi, \mathbf{used}), i \text{ where } i = \mathbf{min}(N \setminus N)$$

$$\mathbf{Eval}_S^{\mathbf{ty}}((v_M, v_f, N, F, \psi, \mathbf{used}), i) = \begin{cases} F(i) & \text{if } F(i) \in \mathbf{dom}_S(\mathbf{ty}) \\ \mathbf{Error} & \text{Otherwise} \end{cases}$$

$$\mathbf{Set}_S^{\mathbf{ty}}((v_M, v_f, N, F, \psi, \mathbf{used}), l, v) = \begin{cases} (v_M, v_f, N, F, \psi \wedge (F(l) = v), \mathbf{used}) & \text{if } l \in N \wedge v \in \mathbf{dom}_S(\mathbf{ty}) \\ \mathbf{Error} & \text{Otherwise} \end{cases}$$

$$\mathbf{alloc}_S^{\mathbf{ty}}((v_M, v_f, N, F, \psi, \mathbf{used})) = \begin{cases} (v_M, v_{f'}, N, F, \psi \wedge (v_{f'} = v_f \mathbf{add} n), \mathbf{used} \setminus \{v_f\}), v_f & \text{if } \mathbf{ty} = \mathbf{in} \\ (v_M, v_{f'}, N, F, \psi \wedge (v_{f'} = v_f \mathbf{add} 64), \mathbf{used} \setminus \{v_f\}), v_f & \text{if } \mathbf{ty} = \mathbf{in*} \end{cases}$$

$$\mathbf{PtrAdd}_S(v_{b_1}, k) = v_{b_1} \mathbf{add} k$$

Figure 11: Evaluation and setting registers in symbolic context.

$$\mathbf{load}_S^{\mathbf{in}}((v_M, v_f, N, F, \psi, \mathbf{used}), i) = \mathbf{SymbLoad}^{\mathbf{in}}(v_M, F(i))$$

$$\mathbf{SymbLoad}^{\mathbf{in}}(v_M, v_a) = \begin{cases} \mathbf{select}(v_M, v_a) & \text{if } \mathbf{in} = \mathbf{i8} \\ \mathbf{select}(v_M, v_a) \circ \mathbf{SymbLoad}^{\mathbf{in}-8}(v_M, v_a \mathbf{add} 1) & \text{otherwise} \end{cases}$$

$$\mathbf{store}_S^{\mathbf{ty}}((v_M, v_f, N, F, \psi, \mathbf{used}), v_v, v_p) = (v_{M'}, v_f, N, F, \psi \wedge (v_{M'} = \mathbf{SymbStore}^{\mathbf{ty}}(v_M, v_v, v_p)), \mathbf{used}, v_v, v_p)$$

$$\mathbf{SymbStore}^{\mathbf{in}}((v_M, v_v, v_p)) = \begin{cases} \mathbf{store}(v_M, v_p, v_v) & \text{if } \mathbf{in} = \mathbf{i8} \\ \mathbf{SymbStore}^{\mathbf{in}-8}(\mathbf{store}(v_M, v_p, v_v[0 \dots 8]), v_p \mathbf{add} 1, v_v[8 \dots n]) & \text{otherwise} \end{cases}$$

Figure 12: Store and Load operations in the symbolic context

where  $s_1 = (\text{@main}, \text{prev}, \text{call}, \text{pc}, \pi, \text{Free})$  and  $s_S = (v_M, v_f, N, F, \psi, \mathbf{used})$ . Reaching  $n_f$  reveals that there is a path in the control flow graph of  $\text{@main}$  that reaches the call-block (and thereby the call instruction), but not that it is feasible. To ensure the feasibility, we invoke a SMT-solver and checks if  $\psi$  is satisfiable. If this is the case, we can read the value of all registers used along that path from the SMT satisfying assignment.

**Remark 7.** The symbolic context assigns each register of an LLVM program a single SMT-variable, and gathers constraints over these SMT-variables in

a path formula. Assignments to LLVM registers is captured by equality between the SMT-variable and SMT-expressions. A result of this is that the symbolic context does not support assigning to the same register multiple times thus it is only applicable for programs without any loops in their control-flow graph.

**Merging Symbolic States** It is usual convenient to merge symbolic context states into one state. This allows exploring several computational paths simultaneously and helps combat path-explosion

$+_{\mathcal{S}}^{\text{ty}}$	add	$/_{\mathcal{S}}^{\text{ty}}$	div <sub>s</sub>	$>>_l^{\text{ty}} \mathcal{S}$	lshr
$-_{\mathcal{S}}^{\text{ty}}$	sub	$\%_{0u}^{\text{ty}} \mathcal{S}$	rem <sub>u</sub>	$>>_a^{\text{ty}} \mathcal{S}$	ashr
$\cdot_{\mathcal{S}}^{\text{ty}}$	mul	$\%_{0s}^{\text{ty}} \mathcal{S}$	rem <sub>s</sub>	$\&_{\mathcal{S}}^{\text{ty}}$	and
$/_{u}^{\text{ty}} \mathcal{S}$	div <sub>u</sub>	$<<_{\mathcal{S}}^{\text{ty}}$	lshl	$ _{\mathcal{S}}^{\text{ty}}$	or
				$\oplus_{\mathcal{S}}^{\text{ty}}$	xor

Table 3: Mapping between semantical operators and SMT operators

problem - which is a big problem for symbolic execution engines such as KLEE.

For merging context-states

$$s_{\mathcal{S}} = (v_M, v_f, N, F, \psi, \text{used})$$

and

$$s'_{\mathcal{S}} = (v'_M, v'_f, N', F', \psi', \text{used}')$$

where for all  $n \in N \cap N'$  it is the case that  $F(n) = F'(n)$  we introduce the function  $\text{merge} : \mathcal{S}_{\mathcal{S}} \times \mathcal{S}_{\mathcal{S}} \rightarrow \mathcal{S}_{\mathcal{S}}$  defined as

$$\text{merge}(s_{\mathcal{S}}, s'_{\mathcal{S}}) = (v''_M, v''_f, N \cup N', F'', (\psi \vee \psi') \wedge \psi'' \wedge \psi''', \text{used} \cup \text{used}' \cup \{v''_M, v''_f, v_P\})$$

where

- $F''(n) = \begin{cases} F(n) & \text{if } n \in N \\ F'(n) & \text{if } n \in N' \end{cases}$
- $v''_M, v''_f, v_P \notin \text{used} \cup \text{used}'$ ,
- $\psi'' \stackrel{\text{def}}{=} (v''_M = \text{ite}(v_P, v_M, v_{M'}))$ ,
- $\psi''' \stackrel{\text{def}}{=} (v''_f = \text{ite}(v_P, v_f, v_{f'}))$ .

Here  $v_P$  with type `i8` is a fresh SMT variable and  $\text{ite}(v_P, v, v')$  evaluates to  $v$  if  $v_P = \text{ff}_{\mathcal{S}}$  and to  $v'$  otherwise.

## 4 Explicit Reachability Checking

Model Checking [1, 8] is a technique widely used in academia for validating that a formal model of a program behaves correctly - according to a specification given by a logical formula. A basic specification is a reachability specification, where we are interested in finding a state where a given proposition is true. This is the main focus in LODIN, and thus we will limit our discussion to this setting.

### 4.1 General Reachability Checking

At the core of any reachability checking algorithm is a transition system to search and a set of atomic propositions. In the case of LODIN, the state space we search is  $\mathcal{L}_{\mathcal{M}}^{\mathcal{E}} = (\mathbb{N}, \mathbf{n}^0, \rightarrow^{\mathcal{E}})$ . Atomic propositions of a program are elements that may be true or false in a state ( for instance whether  $x == 5$  or if a state has a **DataRace** )<sup>4</sup>. An interpretation (over states  $\mathbb{N}$ ) of an atomic proposition,  $\mathbf{p}$ , is a function  $\mathcal{P}_{\mathbf{p}} : \mathbb{N} \rightarrow \{\mathbf{tt}, \mathbf{ff}\}$ , where  $\mathbf{tt}$  indicates  $\mathbf{p}$  is true and  $\mathbf{ff}$  indicates it is false. Atomic propositions may be combined with the classical boolean operators  $\wedge, \vee$  and  $\neg$ . The interpretation of these combined propositions are defined recursively below as,

- $\mathcal{P}_{\psi_1 \wedge \psi_2}(\mathbf{n}) = \mathcal{P}_{\psi_1}(\mathbf{n}) \wedge \mathcal{P}_{\psi_2}(\mathbf{n})$
- $\mathcal{P}_{\psi_1 \vee \psi_2}(\mathbf{n}) = \mathcal{P}_{\psi_1}(\mathbf{n}) \vee \mathcal{P}_{\psi_2}(\mathbf{n})$
- $\mathcal{P}_{\neg \psi_1}(\mathbf{n}) = \neg \mathcal{P}_{\psi_1}(\mathbf{n})$ ,

where  $\psi_1, \psi_2$  are combined proposition themselves. Checking reachability for the proposition  $\psi$  is now to check whether we, from the initial state, can reach a state  $\mathbf{n}$  where  $\mathcal{P}_{\psi}(\mathbf{n}) = \mathbf{tt}$ . The classical approach for such a search is the fix-point algorithm in Algorithm 4.

For a finite state system Algorithm 4 obviously terminate, as **Passed** eventually contains the entire reachable state space - and thus no further states can be put into **Waiting** and therefore **Waiting** will eventually become  $\emptyset$ . Equally straightforward is it

<sup>4</sup>We define the exact propositions of LODIN in a short while

**Data:** Property :  $\phi$   
**Data:** Initial state:  $n$   
**Result:**  $\top$  or  $\perp$   
**Passed** :=  $\emptyset$ ;  
**Waiting** :=  $\{n\}$ ;  
**while** **Waiting**  $\neq \emptyset$  **do**  
    Let  $n_c \in \text{Waiting}$ ;  
    **Waiting** := **Waiting**  $\setminus \{n_c\}$ ;  
    **if**  $\mathcal{P}_\phi(n_c)$  **then**  
        | **return**  $\top$   
    **end**  
    **Waiting** := **Waiting**  $\cup \{n \mid$   
         $\exists i, \text{InstS.t. } n_c \xrightarrow[i]{\text{Inst}} n\}$ ;  
    **Waiting** := **Waiting**  $\setminus \text{Passed}$   
**end**  
**return**  $\perp$

**Algorithm 1:** The classic reachability algorithm. States that has not been explored (but found) are kept in the set **Waiting**, and states that has already been processed are kept in **Passed**.

to realise that Algorithm 4 produces correct results. Algorithm 4 is non-deterministic in selecting an element from **Waiting** and in generating successors of the currently considered state. The latter can easily be determinised by generating states in a fixed order, while the prior can be determinised in different ways: the two usual ways is to keep the elements of **Waiting** in a stack or on a queue and let the order induced by these define the search order.

**Remark 8.** As mentioned earlier, the explicit state space may in fact be infinite thus Algorithm 4 may not terminate. In LODIN we have added options for terminating any verification after a user defined time or after using a user defined size of memory.

**LLVM Propositions** LODIN has support for propositions specifying classic programming errors (division by zero, data race, out of bounds errors, etc). Furthermore, it is possible to do comparisons between registers and check if a specific function is called by a process. The use case for the latter is, that the user can modify the verified program to call an **error** function and check if that

$\langle \text{Prop} \rangle$	$\models$	$\langle \text{Compare} \rangle \mid \langle \text{Simple} \rangle$
$\langle \text{Compare} \rangle$	$\models$	$((\langle \text{Comparand} \rangle \langle \text{OP} \rangle \langle \text{Comparand} \rangle)$
$\langle \text{Comparand} \rangle$	$\models$	$\langle \text{Number} \rangle \mid \langle \text{Register} \rangle$
$\langle \text{Number} \rangle$	$\models$	$\langle \text{Integer} \rangle; \langle \text{Type} \rangle$
$\langle \text{Register} \rangle$	$\models$	$@(\langle \text{Integer} \rangle). \langle \text{String} \rangle. \% \langle \text{String} \rangle; \langle \text{Type} \rangle$
$\langle \text{Type} \rangle$	$\models$	$\langle \text{us} \rangle 8 \mid \langle \text{us} \rangle 16 \mid \langle \text{us} \rangle 32 \mid \langle \text{us} \rangle 64$
$\langle \text{us} \rangle$	$\models$	$ui \mid si$
$\langle \text{OP} \rangle$	$\models$	$< \mid <= \mid >= \mid > \mid == \mid !=$
$\langle \text{Simple} \rangle$	$\models$	$\text{DataRace} \mid \text{DivZero} \mid \text{OverFlows} \mid [(\langle \text{Integer} \rangle). \langle \text{String} \rangle]$

Figure 13: Grammar generating verification queries of LODIN.

function is called <sup>5</sup>. In LODINs propositional language, registers and numbers are typed to signed bitvectors or unsigned bitvectors with the suffixes **uin** and **sin** where  $n \in \{8, 16, 32, 64\}$ . For any production rule  $R$  in Figure 13 we write  $\Psi(R)$  for the language generated by that rule. An expression like **@0.F.%tmp3; ui32 == 3; ui32**, means *take register %tmp3 in the function @F of the 0th process. Interpret it as an unsigned 32bit integer, and compare it for equality with 3 also interpreted as a unsigned 32bit integer*. For comparisons to make sense, the two expressions being compared must, naturally, have the same type.

For evaluating the value of a register in a state ( $n = (s_0, s_1, \dots, s_n, s, \mathcal{M})$ ), we define

$$\begin{aligned}
 \mathcal{A}_{@k.F.\%tmp;uin}(n) &= \\
 &\begin{cases} \langle \text{Eval}_{\mathcal{E}}^{\text{ty}}(s, r) \rangle & \text{if } s_k = ((@F, \text{prev}, \text{cur}, \text{pc}, \pi, \text{Free}), \text{SL}) \\ & \text{tmp} : i n \\ & r = \pi(\text{tmp}) \\ \langle \vec{0}^n \rangle & \text{otherwise} \end{cases} \\
 \mathcal{A}_{@k.F.\%tmp;sin}(n) &= \\
 &\begin{cases} \langle \cdot \text{Eval}_{\mathcal{E}}^{\text{ty}}(s, r) \cdot \rangle & \text{if } s_k = ((@F, \text{prev}, \text{cur}, \text{pc}, \pi, \text{Free}), \text{SL}) \\ & \text{tmp} : i n \\ & r = \pi(\text{tmp}) \\ \langle \cdot \vec{0}^n \cdot \rangle & \text{otherwise} \end{cases}
 \end{aligned}$$

<sup>5</sup>This modification could even be done at compile-time, by replacing the implementation of the commonly used **assert** function

Notice that we assign the default value of zero to registers that are not present in the current activation record. If the register is present in the activation record, we just extract the bitvector and apply the interpretation function for signed/unsigned numbers.

For evaluating numbers (e.g. `3;ui32`) we write  $\mathcal{A}_{3;ui32}(n)$  and it has the obvious implementation. Given these notations, we can define how propositions are evaluated within LODIN in Figure 14. A short discussion may be in order about the evaluations in Figure 14.

- Division by zero (**DivZero**) are determined in the obvious manner, where we simply check if any process executes any instruction involving a division<sup>6</sup> and check if the second operand is zero.
- Buffer overflows (**OverFlows**) are likewise easily checked by checking if any process accesses memory, and for each of those that do access memory we check if their read/write to memory exceeds the length of the buffer they are writing/reading into/from.
- The instruction for checking whether a specific process number  $i$  can call a function **func** ( $[i.\text{func}]$ ), we first check if process  $i$  performs a **call** instruction and if so, if the functions being called matches **func**.
- The most difficult proposition to check is without a doubt **DataRace**. For evaluating this instruction, we iterate over all processes and finds pairs of read/write and write/write to the same pointer base. Afterwards we check if their **offset** + **length** overlaps

**Example 2.** As a short example of using LODIN for reachability checking let us consider LLVM-Listing 1 and consider we are interested in whether `%x` and `%z` can ever be equal. Notice that since all **phi** instructions should be executed atomically in the beginning of a block, this should never be possible - thus checking this with LODIN actually

<sup>6</sup>`div,sdiv,rem,srem`

$$\mathcal{P}_{A_1 \bowtie A_2}(n) = \mathcal{A}_{A_1} \bowtie \mathcal{A}_{A_2} \quad \mathcal{P}_{\text{DivZero}}(n) =$$

$$\left\{ \begin{array}{ll} \top & \text{if } \begin{array}{l} \exists s_i = ((F, \text{prev}, \text{cur}, \text{pc}, \pi, \text{Free}), \text{SL}) \\ F = (@F, R, P, BL, BBs, Bm, \text{ret}) \\ Bm(\text{cur})[\text{pc}] = \%res = \text{DIV } \text{ty } \%inp1, \%inp2 \\ \text{DIV} \in \{\text{udiv}, \text{sdiv}, \text{urem}, \text{srem}\} \\ r = \pi(\%inp2) \\ \langle \text{Eval}_{\text{ty}}^s(r) \rangle = 0 \end{array} \\ \perp & \text{otherwise} \end{array} \right.$$

$$\mathcal{P}_{\text{OverFlows}}(n) =$$

$$\left\{ \begin{array}{ll} \top & \text{if } \begin{array}{l} \exists s_i = ((F, \text{prev}, \text{cur}, \text{pc}, \pi, \text{Free}), \text{SL}) \\ F = (@F, R, P, BL, BBs, Bm, \text{ret}) \\ Bm(\text{cur})[\text{pc}] = \text{store } \text{ty } \%inp1, \text{ty} * \%inp2 \\ r = \pi(\%inp2) \\ \pi(\%inp1) \in \mathbb{B}^l \\ (\text{len}, v) = M(\text{block}(r)) \\ \text{offset}(r) + l > \text{len} \end{array} \\ \top & \text{if } \begin{array}{l} \exists s_i = ((F, \text{prev}, \text{cur}, \text{pc}, \pi, \text{Free}), \text{SL}) \\ F = (@F, R, P, BL, BBs, Bm, \text{ret}) \\ Bm(\text{cur})[\text{pc}] = \text{store } \text{ty } \%inp1, \text{ty} * \%inp2 \\ r = \pi(\%inp2) \\ \pi(\%inp1) \in \mathbb{B}^l \\ \perp = M(\text{block}(r)) \end{array} \\ \perp & \text{otherwise} \end{array} \right.$$

$$\mathcal{P}_{[i.\text{func}]}(n) \left\{ \begin{array}{ll} \top & \text{if } \begin{array}{l} \exists s_i = ((F, \text{prev}, \text{cur}, \text{pc}, \pi, \text{Free}), \text{SL}) \\ F = (@F, R, P, BL, BBs, Bm, \text{ret}) \\ Bm(\text{cur})[\text{pc}] = \%res = \text{call } \text{ret } @\text{func } (\text{ty}_1 \%p1 \dots \text{ty}_n \%pn) \end{array} \\ \perp & \text{otherwise} \end{array} \right.$$

$$\mathcal{P}_{\text{DataRace}}(n) =$$

$$\left\{ \begin{array}{ll} \top & \text{if } \begin{array}{l} \exists s_i = ((F_i, \text{prev}_i, \text{cur}_i, \text{pc}_i, \pi_i, \text{Free}_i), \text{SL}_i) \\ F_i = (@F_i, R_i, P_i, BL_i, BBs_i, Bm_i, \text{ret}_i) \\ Bm_i(\text{cur}_i)[\text{pc}_i] = \%res = \text{load } \text{ty}_i, \text{ty}_i * \text{ptr}_i \\ p_i = \text{Eval}_{\text{ty}_i}^s(s, \pi_i(\text{ptr}_i)) \\ \exists s_j = ((F_j, \text{prev}_j, \text{cur}_j, \text{pc}_j, \pi_j, \text{Free}_j), \text{SL}_j) \\ F_j = (@F_j, R_j, P_j, BL_j, BBs_j, Bm_j, \text{ret}_j) \\ Bm_j(\text{cur}_j)[\text{pc}_j] = \text{store } \text{ty}_j \text{ val}, \text{ty}_j * \text{ptr}_j \\ p_j = \text{Eval}_{\text{ty}_j}^s(s, \pi_j(\text{ptr}_j)) \\ \text{block}(p_i) = \text{block}(p_j) \\ \{\text{offset}(p_i), \dots, \text{offset}(p_i) + \text{BSize}(\text{ty}_i)\} \cap \\ \{\text{offset}(p_j), \dots, \text{offset}(p_j) + \text{BSize}(\text{ty}_j)\} \neq \emptyset \end{array} \\ \perp & \text{otherwise} \end{array} \right.$$

Figure 14: Evaluation of propositions in LODIN where  $A_1, A_2 \in \Psi(\text{Register}) \cup \Psi(\text{Number})$ ,  $\bowtie \in \Psi(OP)$ ,  $n = (s_0, s_1, \dots, s_n, s, M)$  and  $s = ((M, \text{Used}), N, F)$ . For **OverFlows** we have only shown the rule for overflows at writes, but naturally there is an equivalent rule for reads.

```

$Lodin example.ll example2.q
Lodin 0.3 (Jul  8 2019)
Revision: 0.2-802-ga42644cf
Importance Ratio: double
LLVM: 8.0.0

LLVM module modifications:
Remove Unused instructions
Warning: No entry-point specified. Assuming
        main.
Random seed: 1562587068
System: NaiveGraph-explicit
Platform: PThread
Storage: SharedMem Storage
Successor: Standard
Prob-Successor: Standard
Passed-Waiting: Standard
SMT-Backend: Boolector 3.0.0

Verifying: E<>((0.main.b==) )
Warning: Casting register main.b to integer
         type UI8 - can't guarantee LLVM uses this
         register as such

Not Satisfied

```

LODIN-Output 1: Output from LODIN.

checks if LODIN implements the `phi` instructions behaviour correctly.


In LODIN we can check the property by asking the query  $E \langle \rangle (@0.main.\%x; ui32 == @0.main.\%z; ui32)$ .

Unfortunately LODIN reports that this is indeed possible even though it should not be. There is a logical explanation for this: both registers are initialised by LODIN to 0 thus in the initial state they are equal. For this reason, it is more reasonable to use the `%b` register for our check thus we check the query  $E \langle \rangle (@0.main.\%b; ui8 == 1; ui8)$  and get the result in LODIN-Output 1 indicating it is indeed not possible.

## 4.2 State Space Reductions


A well-known problem for explicit-state reachability checking of parallel systems is the notorious *state space explosion problem* i.e. that the combined state space increases exponentially when each process of the system increases linearly. This is a huge problem when considering high-level programs and exacerbated when using LLVM as input, because LLVM

programs has more instructions per process. For making explicit-state reachability checking possible we thus need ways of limiting the size of the state space. A first realisation to reduce the state space is, that processes can only influence each others behaviour at predefined points, namely when accessing memory. Due to our specification language allowing to query whether functions can be called, we also consider `call` instructions to affect the external behaviour of a process. We say that an instruction `Inst` is internal if `Inst` if it is a `load`, `store` or `call` instruction. We denote the set of all internal instructions by  $\text{Internal}(R)$ . In the following we describe the two state space reductions that are implemented inside LODIN. They both define a new transition relation, that can directly replace  $\rightarrow^E$ .

 Our first state space reduction is based on the idea, that when a process performs a transition step it will perform all following transitions that executes internal instructions. More formally, we replace the transitions relation  $\rightarrow^E$  with  $\rightarrow^{\otimes}$  where  $\rightarrow^{\otimes}$  is defined according to the rule

$$\frac{\left[ n_{k-1} \xrightarrow[i]{\text{Inst}_k^E} n_k \right]_{k=1 \dots n}}{n_0 \xrightarrow[i]{\text{Inst}_1 \dots \text{Inst}_n} n_n} \otimes, \forall k > 2, \text{Inst}_k \in \text{Internal}(R).$$

Notice, that there is no lower length in then size of the sequence  $\text{Inst}_1, \dots, \text{Inst}_n$ . To achieve the largest reduction, LODIN always uses the longest possible sequence.

 In this state space reduction, all processes that perform internal instructions execute simultaneously while all other processes execute independently. The transition relation  $\rightarrow^{\text{H}}$  is defined by two rules

$$\frac{\left[ n_{k-1} \xrightarrow[i_k]{\text{Inst}_k^E} n_k \right]_{k=1 \dots n}}{n_0 \xrightarrow[i_1, \dots, i_n]{\text{Inst}_1 \dots \text{Inst}_n} n_n} \text{H}, \forall k, \text{Inst}_k \in \text{Internal}(R)$$

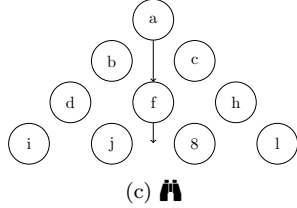
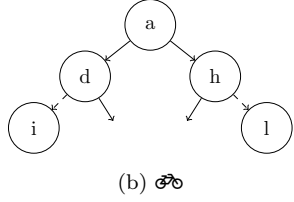
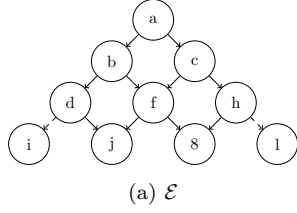


Figure 15: LODIN state space reductions. Transitions going left originates from one process while transitions going to the right correspond to another. Dashed arrows indicate visible actions.

$$\frac{n \xrightarrow[i]{\text{Inst } \mathcal{E}} n'}{n \xrightarrow[i]{\text{Inst}} n'}, \text{Inst} \notin \text{Internal}(R)$$

In Figure 15 we provide a graphical overview of how these reductions modifies the state space.

**Example 3.** As an example of the state space reductions that 🏠 and ⚙️ respectively do, consider the C-program in Figure 16 that executes petersons mutual exclusion algorithm. To use this program with LODIN, it must first be compiled to an `.ll`-file using `clang`<sup>7</sup>. After this step we can inspect the state space reductions achieved by asking LODIN the query `EnumStates` on the resulting `.ll`-file with the

<sup>7</sup>`clang -S -c -emit-llvm file.c`

State Generator	States	DataRace States
$\mathcal{E}$	6573	16
⚙️	4111	16
🏠	3057	8

Table 4: State Space Reductions.

different state space reductions. In Table 4 we see the reported number of states, along with how many states with data races that was encountered. Notice that 🏠 in this case achieves the largest reduction.

Although the above state space reductions can reduce the state space due to interleavings dramatically, they cannot reduce the number of states caused by non-deterministic input. A program with just one non-deterministic 32bit value will end up having over  $2^{32}$  states.

## 5 Simulation-Based Model Checking

In the preceding section we saw how LODIN can be used to perform an exhaustive state space search under an explicit context. We also realised, that the state space explosion problem poses a problem for any exhaustive search and showed how LODIN can reduce this explosion through state space reductions. The state space reductions also have their limits thus we need other strategies for handling this explosion. LODIN proposes to use a simulation-based technique, where random (step-bounded) traces are drawn from the program and inspected for satisfaction of the property at hand. At the heart of any simulation-based technique is an underlying simulation distribution. The simulation distribution may stem from actual knowledge of how the system behaves, in which case simulations can be used to calculate actual probabilities of the system satisfying the property using statistical methods - hence the name statistical model checking [21]. In case the simulation distribution is “arbi-

```

1 #include <stdio.h>
2
3 int flags[2] = {0,0};
4 int turn = 0;
5
6 void crit () {}
7
8 typedef struct {
9     int *mflag;
10    int *oflag;
11    int* turn;
12 }Options;
13
14 void* petersons1 () {
15     Options opt;
16     opt.mflag = &flags[0];
17     opt.oflag = &flags[1];
18     opt.turn = &turn;
19
20     *(opt.mflag) = 1;
21     *(opt.turn) = 1;
22
23     while (*(opt.oflag) && *(opt.turn) == 1)
24     {
25         // busy wait
26     }
27     // critical section
28     crit ();
29     // end of critical section

```

```

30
31     *(opt.mflag) = 0;
32
33     return 0;
34 }
35
36 void* petersons2 () {
37     Options opt;
38     opt.mflag = &flags[1];
39     opt.oflag = &flags[0];
40     opt.turn = &turn;
41
42     *(opt.mflag) = 1;
43     *(opt.turn) = 0;
44
45     while (*(opt.oflag) && *(opt.turn) == 0)
46     {
47         // busy wait
48     }
49     // critical section
50     crit ();
51     // end of critical section
52
53     *(opt.mflag) = 0;
54
55     return 0;
56 }

```

Figure 16: Petersons Mutual Exclusion Protocol

trary”, then estimated probabilities are meaningless for the system itself, but serves as a way to predict how likely it is that a continued search will find the property searched for. In this case the technique is called Monte Carlo Model Checking.

## 5.1 Simulation Distribution

In LODIN each state  $n$  of the state space  $\mathcal{L}_{\mathcal{M}}^{\mathcal{E}} = (\mathbf{N}, n^0, \rightarrow^{\mathcal{E}})$  is assigned a probability distribution  $\gamma_n : \mathbf{N} \rightarrow [0, 1]$ . The probability distribution assigns a probability to which process should perform an action. The function  $\gamma_n$  should obviously only assign a probability mass to a process if that process can perform a transition thus we require that  $\gamma_n(i) \neq 0 \implies n \xrightarrow[i]{\text{Inst}}^{\mathcal{E}} n'$ , for some  $n'$ . Having selected who should perform an action, we also need a probability function for the result of that choice  $i$ . We do this by assuming a  $\delta_{n,i} : \mathbf{N} \rightarrow [0, 1]$ , where  $\mathbf{N}$  is the set of all states. The requirement to this function is, that it should only assign probabilities to states that can be reached by the  $i$ th process performing

a transition from  $n$  i.e.  $\delta_{n,i}(n') \neq 0 \implies n \xrightarrow[i]{\text{Inst}}^{\mathcal{E}} n'$  for some instruction  $\text{Inst}$ .

Given these two probability mass functions, the probability that a system generates the finite transition sequence  $\omega = n_0 \xrightarrow[i_1]{\text{Inst}_1}^{\mathcal{E}} n_1 \xrightarrow[i_2]{\text{Inst}_2}^{\mathcal{E}} \dots \xrightarrow[i_{n-1}]{\text{Inst}_{n-1}}^{\mathcal{E}} n_n$ , where  $n_0$  is the initial state, is given by  $\mathbb{P}(\omega) = \prod_{k=1}^n \gamma_{n_{k-1}}(i_k) \cdot \delta_{n_{k-1}, i_k}(n_k)$ . For a transitions sequence  $\omega = n_0 \xrightarrow[i_1]{\text{Inst}_1}^{\mathcal{E}} n_1 \xrightarrow[i_2]{\text{Inst}_2}^{\mathcal{E}} \dots \xrightarrow[i_{n-1}]{\text{Inst}_{n-1}}^{\mathcal{E}} n_n$ , we let  $|\omega| = n$  be its length and  $\omega[i] = n_i$ . We also let  $\Omega^{m, \mathcal{M}}$  be the set of all transition sequences  $\omega$  with  $|\omega| = m$  of LLVM module  $\mathcal{M}$ . Let  $p$  be a proposition, and  $\omega \in \Omega^{m, \mathcal{M}}$  then we define the indicator function

$$\mathbb{I}_p(\omega) = \begin{cases} 1 & \text{if } \exists i \text{ s.t. } \mathcal{P}_p(\omega[i]) = \text{tt} \\ 0 & \text{otherwise} \end{cases}$$

that returns 1 if  $\omega$  at some point satisfies  $p$  and 0 otherwise. With this at our hand, we define the probability that an execution trace of a program  $\mathcal{M}$  satisfies a proposition  $p$  within  $m$  steps as



**Data:** Initial state:  $n_0$

**Data:** Length:  $n$

$\omega = n_0$ ;

**for**  $i \in \{1, \dots, n\}$  **do**

$k \sim \delta_{n_{i-1}}$ ;

$n_i \sim \gamma_{n_{i-1}, k}(n_{i-1})$ ;

$\omega = \omega n_i$ ;

**end**

**return**  $\omega$

**Algorithm 2:** Generating random traces in LODIN

$n$	States	DataRace States
1	77	1
100	1840	4
1000	3579	11
10000	4714	14

Table 5: State encountered with SMC. The used query is `EnumStatesSMC <=5000 n`.

$$\Pr_{\mathcal{M}, m}(\mathbf{p}) = \sum_{\omega \in \Omega^{m, \mathcal{M}}} \mathbb{I}_{\mathbf{p}}(\omega) \cdot \mathbb{P}(\omega)$$

As the probability only depends on the state, we usually project out transitions and only generate the states. An algorithm for generating a sequence of states from  $n_0$  according to the probability distribution can be seen in Algorithm 2. In the algorithm we use  $k \sim P$  to mean that  $k$  is distributed according to the probability mass function  $P$ .

**Example 4.** Before dwelling upon how to using simulation to do verification, let us briefly consider what kind of coverage of the state space we can expect with by doing simulations. To this end, we have implemented the query `EnumStatesSMC <=l n`. This query simply generates  $n$  traces each of length  $l$  and keeps tracks of how many different states it has visited in total. We show the results of running this query on Figure 16 in Table 5. Recall from previously, that the total number of states is 6573.

## 5.2 Statistical Model Checking

Statistical model checking tries answering two questions: 1. a quantitative “What is the probability  $\theta$  of reaching  $\mathbf{p}$ ”?, and 2. a qualitative “Is the probability of  $\theta$  greater than  $\theta_t$ ”? Both questions are answered by generating a number samples and using statistical techniques to infer the answer with a user specified confidence.

**Quantitative** Here we repeatedly generate runs and construct an interval  $[\theta_l, \theta_u]$  for which we are confident that the probability  $\theta$  is contained within. For the following we assume we are provided with  $\epsilon$  being the wanted width of the interval and an  $\alpha \in [0, 1]$  indicating the confidence  $(1 - \alpha)$  we want in the interval.

Consider that we have generated a sequence of samples  $\omega_1, \omega_2, \dots$ , and let  $x_1, \dots, x_m$  be random variables such that  $x_i = \mathbb{I}_{\mathbf{p}}(\omega_i)$ . Then each variable  $x_i$  has a Bernoulli distribution with success probability  $\theta_t$  and the sum  $X_m = \sum_{i=1}^m x_i$  is binomially distributed. We construct a confidence interval using the exact confidence interval by Clopper and Pearson [10]: if we have  $m$  samples then a Clopper-Pearson interval with confidence  $\alpha$  is given as the intersection  $S_{\leq} \cap S_{\geq}$  where

$$S_{\leq} = \{\psi \mid \mathbf{B}_{m, \psi}(X_m) > \alpha/2\}$$

$$S_{\geq} = \{\psi \mid 1 - \mathbf{B}_{m, \psi}(X_m) > \alpha/2\}$$

and  $\mathbf{B}_{m, \psi}$  is the cumulative distribution function for a binomial distribution with  $m$  samples and success parameter  $\psi$ . Notice that we are not in control of the resulting width of this interval - more samples will however shrink the width  $\epsilon$  and thus we simply iteratively produce samples until we get the desired width.

**Example 5.** Let us consider the program in Figure 16 again and let us assess the probability that a data race is encountered. We can assess this with the query: `Pr[<=5000] (<> DataRace)`. The 5000 in this query is the length of the runs. See LODIN-Output 2 for the output. From the output we can see that LODIN estimates the probability to



```

Lodin 0.3 (Jul  8 2019)
Revision: 0.2-802-ga42644cf
Importance Ratio: double
LLVM: 8.0.0

LLVM module modifications:
Remove Unused instructions
Warning: Function signature of entry point
  petersons1 (Pointer()) does not match on
  return type by platform (UI32())
Warning: Function signature of entry point
  petersons2 (Pointer()) does not match on
  return type by platform (UI32())
Random seed: 1562589004
System: NaiveGraph-explicit
Platform: PThread
Storage: SharedMem Storage
Successor: Standard
Prob-Successor: Standard
Passed-Waiting: Standard
SMT-Backend: Boolector 3.0.0

Verifying: Pr[<=5000](<>DataRace )

Result: [0.285738,0.295738 ] with confidence 0
        .95
Total Runs: 31883, Satisfying Runs: 9269

Histogram: Satisfying Runs
Max Frequency: 0.504262
Values in [28, 103 ] in steps of 1
[ 4674, 2057, 0, 0, 0, 0, 0, 0, 0, 0, 480, 0, 0,
  0, 0, 0, 0, 0, 615, 0, 0, 0, 0, 84, 0, 0,
  0, 0, 0, 0, 0, 20, 0, 0, 0, 0, 1167, 0, 0,
  0, 0, 0, 0, 0, 0, 0, 0, 0, 0, 152, 0, 0,
  0, 0, 0, 0, 0, 0, 0, 0, 0, 0, 18, 0, 0, 0,
  0, 0, 0, 0, 0, 0, 0, 0, 0, 0, 2 ]

```

LODIN-Output 2: LODIN-output

lie in the interval  $[0.29, 0.30]$ . The last part provides a histogram over the length of the satisfying runs. LODIN runs by default with  $\alpha = 0.05$  and  $\delta = 0.01$ . These parameters can be tweaked by suffixing the query with  $\{\text{Alpha} = \text{Float}, \text{Epsilon} = \text{Float}\}$  where *Float* are numbers in  $[0, 1]$ . Running the query  $\text{Pr}[\leq 5000] (\langle \rangle \text{DataRace}) \{\text{Alpha} = 0.01, \text{Epsilon} = 0.05\}$  for instance gives the result  $[0.27, 0.32]$ .

**Qualitative.** Checking whether the probability  $\text{Pr}_{\mathcal{M},m}(\mathbf{p})$  exceeds a threshold  $\theta$  can be answered by doing hypothesis testing. We test the hypothesis  $H_0 : \text{Pr}_{\mathcal{M},m}(\mathbf{p}) \geq \theta$  against  $H_1 : \text{Pr}_{\mathcal{M},m}(\mathbf{p}) < \theta$ . In advance, we want to define two parameters,  $\alpha$  (significance level) and  $\beta$  (power level), that signifies how willing we are to reject a true hypothesis and how willing we are to accept a false hypothesis. In practice we want a test for which the probability of rejecting  $H_0$  while  $H_0$  is true is less than  $\alpha$ ; while the probability of accepting  $H_0$  while  $H_1$  is true is less than  $\beta$ . Realising that achieving both of these requirements is close to impossible in general [22] we introduce an indifference region of width  $2 \cdot \delta$  around  $\theta$  and test instead the hypothesis  $H'_0 \text{Pr}_{\mathcal{M}}(\mathbf{p}) : \phi \geq \theta + \delta$  against  $H'_1 : \text{Pr}_{\mathcal{M}}(\mathbf{p}) < \theta - \delta$ . Wald [20] developed a sequential hypothesis testing algorithm, see Algorithm 3, for exactly this case; the idea is to iteratively generate runs and based on these calculate a value  $r$  - eventually this value will cross  $\log(\beta/(1 - \alpha))$  or  $\log((1 - \beta)/\alpha)$  and  $H'_0$  is either rejected or accepted.

## 6 Bounded Model Checking

In previous sections we described the symbolic representation of states used within LODIN, and we saw in an example how this representation could be used to explore many values registers simultaneously. We however did not give a structured way of using this symbolic representation in a verification framework. We make up for that in this section.

**Data:** Initial State:  $s$   
**Data:** Property:  $\Pr_{\mathcal{M},m}(\mathbf{p}) \geq \theta$   
**Data:** Indifference Region:  $2 \cdot \delta$   
**Data:** Significance Level:  $\alpha$   
**Data:** Power Level:  $\beta$   
**Result:**  $\top$  or  $\perp$   
 $p_0 = \theta + \delta$ ;  
 $p_1 = \theta - \delta$ ;  
 $r = 0$ ;  
**while**  $d > \delta$  **do**  
     $\omega = \text{generateRun}(s, m)$ ;  
     $x = \mathbb{I}_{\mathbf{p}}(\omega)$ ;  
     $r = r + x \cdot \log(P_1/p_0) + (1 - x) \cdot \log((1 - p_1)/(1 - p_0))$ ;  
    **if**  $r \leq \log(\beta/(1 - \alpha))$  **then**  
        **return**  $\top$   
    **end**  
    **if**  $r \geq \log((1 - \beta)/\alpha)$  **then**  
        **return**  $\perp$   
    **end**  
**end**

**Algorithm 3:** Testing whether probability is larger than  $\theta$

## 6.1 Symbolic Analysis of Loop-free program

In this section we show how LODIN uses its symbolic representation to analyse single-threaded programs without loops. For now, we will also restrict our attention to verify if a given function can be called at any time e.g. propositions as  $[0.\text{@error}]$ . Before going into details about the algorithm, we will setup up some convenient notations, to make the algorithm more readable.

A key concept we will need in the algorithm for analysing loop-free programs is converging basic blocks and diverging basic blocks: for a LLVM function  $(\text{@N}, \mathbf{R}, \mathbf{P}, \mathbf{BL}, \mathbf{BBs}, \mathbf{Bm}, \mathbf{ret})$ , we say that a block  $B \in \mathbf{BBs}$  diverges control flow if  $B[\mathbf{B}] \stackrel{\text{def}}{=} (\text{br } i \& c, \text{label } \%trueb, \text{label } \%falseb)$ . For a block  $B \in \mathbf{BBs}$  where  $\mathbf{Bm}(\text{con}) = B$  for some  $\text{con}$ , we define the set of all blocks jumps to  $B$  as

**Data:** Property :  $\phi$   
**Data:** Initial state:  $n$   
**Result:**  $\top$  or  $\perp$   
 $\text{Mergees} := \text{Mergees}$ ;  
 $\text{Waiting} := \{s\}$ ;  
**while**  $\text{Waiting} \neq \emptyset$  **do**  
    Let  $n_c \in \text{Waiting}$ ;  
     $\text{Waiting} := \text{Waiting} \setminus \{n_c\}$ ;  
    **if**  $\mathcal{P}_{[i.\text{@func}]}(n_c)$  **then**  
        **return**  $\top$   
    **end**  
    **foreach**  $n_n \in \{n \mid \exists i, \text{Inst } s.t. \ n_c \xrightarrow[i]{\text{Inst}}^S n\}$   
        **do**  
            **if**  $\neg \text{Mergeable}(n_n)$  **then**  
                 $\text{Waiting} = \text{Waiting} \cup \{n_n\}$ ;  
            **end**  
            **else**  
                Let  $n_n = ((F, \text{prev}, \text{cur}, \text{pc}, \pi, \text{Free}) : S, \text{ss})$  ;  
                **if**  $\exists (\text{cur}, n_o, n) \in \text{Mergees}$  **then**  
                    **if**  $n - 1 = 0$  **then**  
                         $\text{Waiting} = \text{Waiting} \cup \{\text{merge}(n_o, n_n)\}$ ;  
                    **end**  
                    **else**  
                         $\text{Mergees} = \text{Mergees} \setminus \{(\text{cur}, n_o, n)\} \cup \{(\text{cur}, \text{merge}(n_o, n_n), n - 1)\}$   
                    **end**  
                **end**  
                **else**  
                     $\text{Mergees} = \text{Mergees} \cup \{(\text{cur}, n_n, \text{In}(n_n) - 1)\}$ ;  
                **end**  
            **end**  
        **end**  
    **end**  
**end**

**Algorithm 4:** The symbolic reachability algorithm.

$$\begin{aligned} \text{In}(\text{con}) = & \{B' \in \text{BBs} \mid B'[[B']] \stackrel{\text{def}}{=} (\text{br i8 r, label \%con, label \%f}) \cup \\ & \{B' \in \text{BBs} \mid B'[[B']] \stackrel{\text{def}}{=} (\text{br i8 r, label \%t, label \%con}) \cup \\ & \{B' \in \text{BBs} \mid B'[[B']] \stackrel{\text{def}}{=} (\text{br label \%con})\}, \end{aligned}$$

and say that `con` labels a converging block if  $|\text{In}(\text{con})| > 1$ . For ease of writing we will say that `con` is a converging block. The definition of  $\text{In}$  we lift to states of  $\mathcal{L}_{\mathcal{M}}^S = (\mathbf{N}, n_S^0, \rightarrow^S)$  as follows: if  $n = (s_1 : S, s_S)$  and  $s_1 = (\text{F}, \text{prev}, \text{cur}, \text{pc}, \pi, \text{Free})$  then  $\text{In}(n) = \text{In}(\text{cur})$ .

In the discussion of the symbolic context, we defined how to merge symbolic context states. Here we wish to lift merging to a state  $n, n' \in \mathbf{N}$ . A state  $n = ((\text{F}, \text{prev}, \text{cur}, \text{pc}, \pi, \text{Free}) : S, s_S)$  is considered *mergeable* (written  $\text{Mergeable}(n)$ ) if `pc` is not a `phi i32` instruction and  $\text{In}(n) > 1$ . It can be merged with another state  $n' = ((\text{F}, \text{prev}', \text{cur}, \text{pc}, \pi, \text{Free}') : S, s'_S)$  if  $s_S$  and  $s'_S$  can be merged. The *merge* of  $n, n'$  is defined as:

$$\text{merge}(n, n') = ((\text{F}, \text{prev}, \text{cur}, \text{pc}, \pi, \text{Free} \cup \{\text{Free}'\}) : S, \text{merge}(s_S, s'_S))$$

After these preliminary setups, we are ready to show the algorithm in Algorithm 4. To a large extent it is the classic reachability algorithm where unexplored states are kept in a `Waitinglist`, and immediately after being pulled from the `Waiting`, is checked if the property at hand is satisfied. Checking if the property  $[i.\text{@func}]$  is true involves

1. checking if the function `@func` is being called by the  $i$ th process (a check that does not depend on the LLVM registers),
2. checking if the path formula of the state is satisfiable.

If the property is not satisfied, then all possible successor are generated and either put into `Waiting` (if not a `Mergeable` state) or it is tried merged with a state already in a `Mergees` queue.

**Handling Loops** Any nontrivial program will have loops, and as such verification techniques must cope with loops. LODIN can verify programs with loops, but relies on syntactically unrolling the loops before verification. In case the loop unroll is complete, then the verification is complete - otherwise the verification is only sound.

## 7 Implementation Details

LODIN- available at [www.fillthis.later](http://www.fillthis.later) - is build around the LLVM-bitcode and uses the LLVM-libraries for parsing the input-files, and performing some LLVM modifications during. LODIN does, however, not use the infrastructure of LLVM for performing analyses. Instead it builds its own internal representation of the loaded LLVM module and implements its own state space successor generator.

### 7.1 LLVM Modifications

At load time LODIN can perform a number of modifications of the LLVM program - some of the modifications are enabled by default, some forced enabled by others<sup>8</sup>. In the following we briefly discuss the modifications.

**Naming Instructions** LLVM-bitcode files do not necessarily contain names for the registers. At load time LODIN therefore give names to all non-named registers in the program. This simplifies internally when providing error messages.

**Constant Removal** LLVM-bitcode instructions can have constant expressions which the interpreter of LODIN would have to evaluate at run time. We replace these constant expressions with LLVM instructions thus simplifying the subset of LLVM that our interpreter needs to understand.

**Simplify CFG** This is a standard LLVM modification that attempts to simplify the control flow

<sup>8</sup>To help the user, the modified program can be outputted at load time as well

graph. LODIN provides an option for running this simplification, but does not run it by default as it modifies the program drastically and thus specifications of the user is perhaps no longer “valid”. The modification can be enabled by the user or *forced* by other modifications.

**Eliminate Dead Code** As the names suggests, this modification removes code that statically can be determined to be unreachable. This is standard LLVM modification that has to be enabled by the user.

**Constant Propagation** This is a standard LLVM modification that forwards constants in the LLVM-code and thereby reduce the number of instructions in the LLVM-code.

**Mem2Reg** This modification tries to promote memory operations to register operations. This is useful as it makes operations easier for some of the modifications. The modification can be enabled by the user or *forced* by other modifications.

**Loop Unrolling** This is the only modification that requires a user specified input  $n$ . The modification unrolls all detected loops in the program at most  $n$  times. If it can be determined a loop will only execute  $m < n$  times, it is of course only unrolled  $m$  times. The unrolling is implemented inside LODIN but borrows the unrolling strategy from the LLVM library. The reason the loop unrolling does not use the default LLVM unrolling method is that LODIN needs more control of the unrolling than the interface offered. Enabling loop unrolling force-enables *Mem2Reg* and *Simplify CFG*. The main usage of Loop unrolling is to support the unrolling needed by bounded model checking.

## 7.2 Architecture

LODIN employs a layered architecture (see Figure 17) where high-level algorithms - as detailed in previous sections - can be implemented without knowledge of low-level considerations such

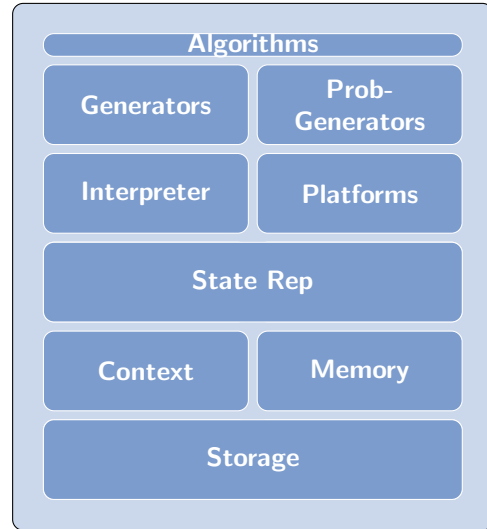


Figure 17: Architecture of LODIN

as how the states are represented. The algorithms depends on state generators implementing the the state space reductions or the probabilistic semantics. The generators in turns depends on a joint interpreter-platform unit, that will interact with an interface to a state representation (how activation records are stored etc.). The state representation then depends on a context-memory unit which performs the operations requested by the interpreter. At the lowest level of the architecture is the storage unit which is responsible for storing and saving states (used by the implementation of *Passed/Waiting* sets in Algorithm 4).

**SMT Solvers** LODIN uses external SMT-solvers for solving the constraints gathered by the symbolis context implementation. The constraints are represented in a solver-independent format and only at the last minute converted to SMT-solver specifics. This allows easily interchanging the used solver: currently LODIN is linked against Z3 [11] and BOOLECTOR [19] and uses BOOLECTOR by default.

## 8 Conclusion

We presented the fairly new tool LODIN. LODIN implements explicit-state model checking of LLVM with concurrent processes. To combat the state-space explosion problem LODIN supplements explicit-state model checking techniques with simulation-based techniques. For single-threaded programs LODIN implements a symbolic state space representation allowing it to verify programs with non-deterministic input precisely. The symbolic engine of LODIN uses off-the-shelf SMT-solvers - presently BOOLECTOR and Z3.

## References

- [1] Christel Baier and Joost-Pieter Katoen. *Principles of Model Checking*. MIT Press, 2008. ISBN 978-0-262-02649-9.
- [2] Thomas Ball and Sriram K. Rajamani. The SLAM toolkit. In Gérard Berry, Hubert Comon, and Alain Finkel, editors, *Computer Aided Verification, 13th International Conference, CAV 2001, Paris, France, July 18-22, 2001, Proceedings*, volume 2102 of *Lecture Notes in Computer Science*, pages 260–264. Springer, 2001. ISBN 3-540-42345-1. doi: 10.1007/3-540-44585-4\_25. URL [https://doi.org/10.1007/3-540-44585-4\\_25](https://doi.org/10.1007/3-540-44585-4_25).
- [3] Zuzana Baranov, Ji Barnat, Katarna Kejstov, Tade Kuera, Henrich Lauko, Jan Mrzek, Petr Rokai, and Vladimr till. Model checking of C and C++ with DIVINE 4. In *Automated Technology for Verification and Analysis (ATVA 2017)*, volume 10482 of *LNCS*, pages 201–207. Springer, 2017.
- [4] Dirk Beyer and M. Erkan Keremoglu. Cpatchecker: A tool for configurable software verification. In Ganesh Gopalakrishnan and Shaz Qadeer, editors, *Computer Aided Verification - 23rd International Conference, CAV 2011, Snowbird, UT, USA, July 14-20, 2011. Proceedings*, volume 6806 of *Lecture Notes in Computer Science*, pages 184–190. Springer, 2011. ISBN 978-3-642-22109-5. doi: 10.1007/978-3-642-22110-1\_16.
- [5] Dirk Beyer, Thomas A. Henzinger, Ranjit Jhala, and Rupak Majumdar. The software model checker blast. *STTT*, 9(5-6):505–525, 2007. doi: 10.1007/s10009-007-0044-z. URL <https://doi.org/10.1007/s10009-007-0044-z>.
- [6] Armin Biere, Alessandro Cimatti, Edmund M. Clarke, Ofer Strichman, and Yunshan Zhu. Bounded model checking. *Advances in Computers*, 58:117–148, 2003. doi: 10.1016/S0065-2458(03)58003-2. URL [https://doi.org/10.1016/S0065-2458\(03\)58003-2](https://doi.org/10.1016/S0065-2458(03)58003-2).
- [7] Cristian Cadar, Daniel Dunbar, and Dawson R. Engler. KLEE: unassisted and automatic generation of high-coverage tests for complex systems programs. In Richard Draves and Robbert van Renesse, editors, *8th USENIX Symposium on Operating Systems Design and Implementation, OSDI 2008, December 8-10, 2008, San Diego, California, USA, Proceedings*, pages 209–224. USENIX Association, 2008. ISBN 978-1-931971-65-2. URL [http://www.usenix.org/events/osdi08/tech/full\\_papers/](http://www.usenix.org/events/osdi08/tech/full_papers/)
- [8] Edmund Clarke, Orna Grumberg, and Doron Peled. *Model Checking*. MIT Press, 1999.
- [9] Edmund M. Clarke, Orna Grumberg, Somesh Jha, Yuan Lu, and Helmut Veith. Counterexample-guided abstraction refinement for symbolic model checking. *J. ACM*, 50(5):752–794, 2003. doi: 10.1145/876638.876643. URL <https://doi.org/10.1145/876638.876643>.
- [10] Charles J Clopper and Egon S Pearson. The use of confidence or fiducial limits illustrated in the case of the binomial. *Biometrika*, 26(4): 404–413, 1934.
- [11] Leonardo Mendonça de Moura and Nikolaj Bjørner. Z3: an efficient SMT solver. In C. R. Ramakrishnan and Jakob Rehof,

- editors, *Tools and Algorithms for the Construction and Analysis of Systems, 14th International Conference, TACAS 2008, Held as Part of the Joint European Conferences on Theory and Practice of Software, ETAPS 2008, Budapest, Hungary, March 29-April 6, 2008. Proceedings*, volume 4963 of *Lecture Notes in Computer Science*, pages 337–340. Springer, 2008. ISBN 978-3-540-78799-0. doi: 10.1007/978-3-540-78800-3\24. URL [https://doi.org/10.1007/978-3-540-78800-3\\_24](https://doi.org/10.1007/978-3-540-78800-3_24).
- [12] LLVM Developers. LLVM language reference manual. <https://llvm.org/docs/LangRef.html#sub-instruction>, 2018.
- [13] Stephan Falke, Florian Merz, and Carsten Sinz. LLBMC: improved bounded model checking of C programs using LLVM - (competition contribution). In Nir Piterman and Scott A. Smolka, editors, *Tools and Algorithms for the Construction and Analysis of Systems - 19th International Conference, TACAS 2013, Held as Part of the European Joint Conferences on Theory and Practice of Software, ETAPS 2013, Rome, Italy, March 16-24, 2013. Proceedings*, volume 7795 of *Lecture Notes in Computer Science*, pages 623–626. Springer, 2013. ISBN 978-3-642-36741-0. doi: 10.1007/978-3-642-36742-7\_48.
- [14] Patrice Godefroid. Verisoft: A tool for the automatic analysis of concurrent reactive software. In Orna Grumberg, editor, *Computer Aided Verification, 9th International Conference, CAV '97, Haifa, Israel, June 22-25, 1997. Proceedings*, volume 1254 of *Lecture Notes in Computer Science*, pages 476–479. Springer, 1997. ISBN 3-540-63166-6. doi: 10.1007/3-540-63166-6\52. URL [https://doi.org/10.1007/3-540-63166-6\\_52](https://doi.org/10.1007/3-540-63166-6_52).
- [15] Arie Gurfinkel, Temesghen Kahsai, Anvesh Komuravelli, and Jorge A. Navas. The seahorn verification framework. In Daniel Kroening and Corina S. Pasareanu, editors, *Computer Aided Verification - 27th International Conference, CAV 2015, San Francisco, CA, USA, July 18-24, 2015. Proceedings, Part I*, volume 9206 of *Lecture Notes in Computer Science*, pages 343–361. Springer, 2015. ISBN 978-3-319-21689-8. doi: 10.1007/978-3-319-21690-4\20. URL [https://doi.org/10.1007/978-3-319-21690-4\\_20](https://doi.org/10.1007/978-3-319-21690-4_20).
- [16] Daniel Kroening and Michael Tautschnig. CBMC - C bounded model checker - (competition contribution). In Erika Ábrahám and Klaus Havelund, editors, *Tools and Algorithms for the Construction and Analysis of Systems - 20th International Conference, TACAS 2014, Held as Part of the European Joint Conferences on Theory and Practice of Software, ETAPS 2014, Grenoble, France, April 5-13, 2014. Proceedings*, volume 8413 of *Lecture Notes in Computer Science*, pages 389–391. Springer, 2014. ISBN 978-3-642-54861-1. doi: 10.1007/978-3-642-54862-8\26. URL [https://doi.org/10.1007/978-3-642-54862-8\\_26](https://doi.org/10.1007/978-3-642-54862-8_26).
- [17] Chris Lattner and Vikram S. Adve. LLVM: A compilation framework for lifelong program analysis & transformation. In *2nd IEEE / ACM International Symposium on Code Generation and Optimization (CGO 2004), 20-24 March 2004, San Jose, CA, USA*, pages 75–88. IEEE Computer Society, 2004. ISBN 0-7695-2102-9. doi: 10.1109/CGO.2004.1281665. URL <https://doi.org/10.1109/CGO.2004.1281665>.
- [18] Axel Legay, Dirk Nowotka, Danny Bøgsted Poulsen, and Louis-Marie Traonouez. Statistical model checking of LLVM code. In Klaus Havelund, Jan Peleska, Bill Roscoe, and Erik P. de Vink, editors, *Formal Methods - 22nd International Symposium, FM 2018, Held as Part of the Federated Logic Conference, FloC 2018, Oxford, UK, July 15-17, 2018. Proceedings*, volume 10951 of *Lecture Notes in Computer Science*, pages 542–549. Springer, 2018. ISBN 978-3-319-95581-0. doi: 10.1007/978-3-319-95582-7\32. URL [https://doi.org/10.1007/978-3-319-95582-7\\_32](https://doi.org/10.1007/978-3-319-95582-7_32).

- [19] Aina Niemetz, Mathias Preiner, Clifford Wolf, and Armin Biere. Btor2 , btormc and boolector 3.0. In Hana Chockler and Georg Weissenbacher, editors, *Computer Aided Verification - 30th International Conference, CAV 2018, Held as Part of the Federated Logic Conference, FloC 2018, Oxford, UK, July 14-17, 2018, Proceedings, Part I*, volume 10981 of *Lecture Notes in Computer Science*, pages 587–595. Springer, 2018. ISBN 978-3-319-96144-6. doi: 10.1007/978-3-319-96145-3\_32. URL [https://doi.org/10.1007/978-3-319-96145-3\\_32](https://doi.org/10.1007/978-3-319-96145-3_32).
- [20] Abraham Wald. *Sequential analysis*. Courier Corporation, 1973.
- [21] Håkan L. S. Younes, Marta Z. Kwiatkowska, Gethin Norman, and David Parker. Numerical vs. statistical probabilistic model checking. *STTT*, 8(3):216–228, 2006.
- [22] Hkan L. S. Younes. *Verification and Planning for Stochastic Processes with Asynchronous Events*. PhD thesis, Carnegie Mellon University, 2005.