

# Optimum Production for a heaped stock dependent breakable item through variational principle

J. N. Roul <sup>a</sup>, K. Maity <sup>b</sup>, S. Kar <sup>c</sup>, and M. Maiti <sup>d</sup>

<sup>a</sup>Patha Bhavana, Visva-Bharati, Santiniketan-731235, West Bengal, India,  
Email—jotin2008@rediffmail.com

<sup>b</sup> Department of Mathematics, Mugberia Gangadhar Mahavidyalaya, Bhupatinagar,  
Purba Medinipur-721425, W.B., India, Email—kalipada\_maity@yahoo.co.in

<sup>c</sup> Department of Mathematics, National Institute of Technology, Durgapur-713209  
W.B., India, Email—kar\_s\_k@yahoo.com

<sup>d</sup>Department of Applied Mathematics with Oceanology and Computer Programming,  
Vidyasagar University, Midnapore-711201, W.B., India, Email—mmaiti2005@yahoo.co.in

## Abstract

Breakability rate of fragile item depends on the accumulated stress of heaped stock level. So breakability rate can be considered as dependent parameter of stock variable. The unit production cost is a function of production rate and also dependent on raw material cost, development cost and wear-tear cost. The holding cost is assumed to be non-linear, dependent on time. Here optimal control problem for a fragile item under finite time horizon is considered. The profit function which consists of revenue, production and holding costs is formulated as a Fixed-Final Time and Fixed State System(cf. Naidu (2000)[8]) optimal control problem with finite time horizon. Here production rate is unknown and considered as a control variable and stock level is taken as a state variable. It is formulated to optimize the production rate so that total profit is maximum. As particular cases, models are evaluated with and without breakability. The models are solved by using conventional Variational Principle along with the non-linear optimization technique-Generalised Reduced Gradient Method (LINGO 12.0). The optimum results are illustrated both numerically and graphically. Some sensitivity analysis on breakability coefficient are presented.

**Keywords:** Variational Principle, Finite time horizon, Breakability, Optimal Control Problem.

# 1 Introduction

Available items in the market can be broadly classified into two categories-damageable items and non-damageable items. Damageable items again can be classified into two sub-categories - deteriorating and breakable items. Deteriorating items are deteriorated with time. Normally, seasonal goods like fruits, vegetables, X-mas cake, etc., are deteriorating in nature. Demands of these items normally exist in the market for a finite time and obviously these types of demands are dependent on time.

Fashionable/decorating items are made of glass, ceramic, etc., and demand of these types of items continues over a fixed duration only. Sale of these fashionable products increases with the showing of stock. But manufacturers face a conflicting situation in their business as breakability increases with the increase of piled stock. Inventory practitioners are not interested with this types of items for their breakability. Few articles in this direction have been focused by Mandal and Maiti 2000 [7], Guchhait et al. (2010,2013) [4,5].

Almost all inventory models are formulated with constant holding cost ( Sarkar et al., 2011 [12; Roul, et al. 2017 [10] ). In reality, due to inflation, bank interest, rental charges, preservation cost, etc., it increases with time. Thus some factors are contributed to the holding cost change with time (Giri et al., 1996 [3], Alfares 2007 [1], Urban 2008 [13] ) and others remain constant. Also set-up cost depends on production rate as high production rate require sophisticated modern machineries. In this paper, holding and set-up costs are considered as functions of time and production rate respectively as a particular case. This is very simple application of breakability in production inventory problem via variational principle.

In this paper, a production-inventory model with imperfect production process is considered for a breakable item over a finite time horizon. The production rate varies with time. Set-up cost is partially production rate dependent and holding cost is also partially time dependent. The unit production cost is a function of production rate, raw material cost, labour charge, wear and tear cost. The models are formulated as optimal control problems for the maximization of total profits over the planning horizon and solved using variational principle. The profit is maximized using the optimization technique-Generalised Reduced Gradient method(LINGO 12.0) (cf. Gabriel and Ragsdell 1977)[2]. The models are numerically illustrated and optimum results are presented in tabular form and graphically . Some sensitivity analysis on breakability coefficient are given.

## 2 Proposed Optimal Control Models

For the optimal control problem under finite time horizon, following assumptions and notations are used.

### 2.1 Assumptions

- It is a single period production inventory model with finite time horizon  $t \in [0, T]$ ;
- Break-ability rate is function of stock;
- Shortages are not allowed;
- There is no repair or replacement of breakable units over whole time period;
- Unit production cost depends on produced-quantity, raw material, wear-tear and development costs;
- Deterministic variational principle is used for the model.

### 2.2 Notations

$T$  : total time for the system;

$u(t)$  : production rate at time  $t$  which is taken as a control variable;

$x(t)$  : stock level at time  $t$  which is a state variable;

$h(t) := a + bt^n$  ( $a$  and  $b$  are constants) holding cost per unit;

$L$  : fixed cost like labour, energy, etc.;

$N$  : cost of technology, design, complexity, resources, etc.;

$c_{10}$  : constant material cost;

$d_1$  : constant demand at initial stage;

$d(t) = d_1 + d_2t + d_3t^2$  : demand function with  $d_2$  and  $d_3$  as constants.

$c_d(l) = N + L$  : development cost to improve the quality of the product;

$\beta_{10}$  : wear-tear cost for the system.

$p$  : is the selling price of unit quantity.

$c_u(t) = c_{10} + \frac{c_d(l)}{u(t)} + \beta_{10}u(t)$  is the unit production cost.

### 2.3 Model-1: Formulation of optimal control models for quadratic demand with holding cost $h(t) = a + bt^n$

Let us consider a production system with production rate  $u(t)$ , demand  $d(t)$  and stock dependent breakability rate  $B(x)$ . In this model, the differential equation for stock level  $x(t)$  regarding above

system during a fixed time-horizon, T is

$$\frac{d}{dt} \left( x(t) \right) = u(t) - d(t) - B(x) \quad (1)$$

where  $d(t) = d_1 + d_2t + d_3t^2$  and  $B(x) \equiv B(x(t))$

The units made of China-clay, glass, ceramic, mud, etc., are kept in showrooms as heaped stocks. Due to this, units at the bottom are under stress and as a result these units, break or get cracked. Thus breakability rate of such an item depends on the accumulated stress of stock level. So here breakability rate is dependent on stock variable  $x(t)$ . So the breakability rate  $B(x)$  is of the form

$$B(x) = b_1x^\gamma \quad \text{and} \quad b_1 = \text{constant with } \gamma > 0; \quad (2)$$

The unit production cost is considered as a function of produced-quantity, raw material cost, wear-tear and development costs(cf. Khouja [6]). So the total production cost is

$$c_u(t)u(t) = \left( c_{10}u(t) + c_d(l) + \beta_{10}u^2(t) \right) \quad (3)$$

The total holding cost over the finite time interval  $[0, T]$  for the stock  $x(t)$  is

$$\int_0^T h(t)x(t) dt$$

where  $h(t) = a + bt^n$  and  $a, b$  are being constants.

For a production system set-up cost is taken as normally constant. But, if dynamic production rate is considered, some machineries, etc., are to be set-up and maintained in such a way that the production system can stand with the pressure of increasing demand. Thus a part of set up cost per unit time is linearly proportional to production rate and hence the form is of the form  $\frac{s_1 + s_2u(t)}{T}$ . Here  $s_1$  and  $s_2$  are constants. Therefore the set up cost  $s(t)$  for the model is taken as

$$s(t) = \frac{s_1 + s_2u(t)}{T} \quad (4)$$

Let  $p$  be the selling price of an unit. Then the revenue from market demand is  $pd(t)$ . Thus the problem reduces to maximization of the profit function  $J$  subject to the constraint satisfying the dynamic production-demand relation.

$$\text{Max} J = \int_0^T \left( pd(t) - h(t)x(t) - c_u(t)u(t) - s(t) \right) dt$$

$$\text{sub to } \frac{d}{dt} \left( x(t) \right) = u(t) - d(t) - B(x) \quad (5)$$

$$\text{where } u(t) \geq 0, x(t) \geq 0 \quad (6)$$

Then the expression (5) is written as

$$J_{max}(x(t), \dot{x}(t), t) = \int_0^T \left( pd(t) - h(t)x(t) - \left( c_{10} + \frac{s_2}{T} \right) \left( \dot{x}(t) + d(t) + B(x) \right) - \beta_{10} \left( \dot{x}(t) + d(t) + B(x) \right)^2 - \left( c_d(l) + \frac{s_1}{T} \right) \right) dt \quad \text{where } x(t) \geq 0 \quad (7)$$

The above problem (7) is defined as an optimal control problem with state variable  $x(t)$ . Here, (7) contains  $u(t)$  implicitly.

Using Euler-Lagrange's equation, Fixed-Final Time and Fixed State System (i.e, here final time  $T$  is specified and  $x(t) \equiv x, \dot{x}(t) \equiv \dot{x}, x(0) = 0, x(T) = 0$ ); we have

$$\frac{\partial J}{\partial x} - \frac{d}{dt} \left( \frac{\partial J}{\partial \dot{x}} \right) = 0 \quad (8)$$

Using equation (8) in (7), we get

$$-h(t) - \left( c_{10} + \frac{s_2}{T} \right) b_1 \gamma x^{\gamma-1} - 2\beta_{10} \left( \dot{x}(t) + d(t) + b_1 x^\gamma \right) b_1 \gamma x^{\gamma-1} + 2\beta_{10} \frac{d}{dt} \left( \dot{x}(t) + d(t) + b_1 x^\gamma \right) = 0 \quad (9)$$

Representing  $x(t) \equiv x$ ,

$$\frac{d^2}{dt^2} (x) - b_1^2 \gamma x^{2\gamma-1} - \left( c_{10} + \frac{s_2}{T} + 2\beta_{10} d(t) \right) b_1 \gamma x^{\gamma-1} = \frac{1}{2\beta_{10}} \left( h(t) - 2\beta_{10} (d_2 + 2d_3 t) \right) \quad (10)$$

This is a second order first degree differential equation of the independent variable  $t$ .

Therefore, solving the above we can get values of

$$x(t) = \text{Complementary Function} + \text{Particular Integral} \quad (11)$$

Here the initial condition  $x(0) = 0$  and final condition  $x(T) = 0$ . Using these conditions, we can get the constants of integration. From(1), we have the production rate

$$u(t) = \frac{d}{dt} \left( x(t) \right) + d_1 + d_2 t + d_3 t^2 + b_1 x(t) \quad (12)$$

Then the profit functional  $J$  takes the form  $J_{max}$

$$\begin{aligned} &= \int_0^T \left( p(d_1 + d_2 t + d_3 t^2) - h(t)x(t) - c_{10}u(t) - c_d(l) - \beta_{10}u^2(t) - \frac{s_1}{T} - \frac{s_2}{T}u(t) \right) dt \\ &= \int_0^T \left( p(d_1 + d_2 t + d_3 t^2) - h(t)x(t) - \left( c_{10} + \frac{s_2}{T} \right) u(t) - \beta_{10}u^2(t) - \left( c_d(l) + \frac{s_1}{T} \right) \right) dt \quad (13) \end{aligned}$$

## 2.4 Models with particular values of $n$ and $\gamma$ :

### 2.4.1 Model-1a: Formulation of optimal control models for dynamic demand with holding cost $h(t) = a + bt$ for $n = 1$ and linear breakability $B(x, t) = b_1x(t)$ for $\gamma = 1$

In this model, the differential equation for stock level  $x(t)$  regarding above system during a fixed time-horizon,  $T$  is

$$\frac{d}{dt} \left( x(t) \right) = u(t) - d(t) - b_1x(t) \quad \text{where} \quad d(t) = d_1 + d_2t + d_3t^2 \quad (14)$$

Proceeding as before, we have

$$\begin{aligned} J_{max} \left( x(t), \dot{x}(t), t \right) &= \int_0^T \left( pd(t) - h(t)x(t) - \left( c_{10} + \frac{s_2}{T} \right) \left( \dot{x}(t) + d(t) + b_1x(t) \right) \right. \\ &\quad \left. - \beta_{10} \left( \dot{x}(t) + d(t) + b_1x(t) \right)^2 - \left( c_d(l) + \frac{s_1}{T} \right) \right) dt \quad \text{where} \quad x(t) \geq 0 \end{aligned} \quad (15)$$

The above problem (15) is defined as an optimal control problem with state variable  $x(t)$ . Here, (16) contains  $u(t)$  implicitly.

Using Euler-Lagrange's equation, Fixed-Final Time and Fixed State System (i.e, here final time  $T$  is specified and  $x(t) \equiv x, \dot{x}(t) \equiv \dot{x}, x(0) = 0, x(T) = 0$ ); we have

$$\frac{\partial J}{\partial x} - \frac{d}{dt} \left( \frac{\partial J}{\partial \dot{x}} \right) = 0 \quad (16)$$

Using equation (16) in (15), we get

$$-h(t) - \left( c_{10} + \frac{s_2}{T} \right) b_1 - 2\beta_{10} \left( \dot{x}(t) + d(t) + b_1x(t) \right) b_1 + 2\beta_{10} \frac{d}{dt} \left( \dot{x}(t) + d(t) + b_1x(t) \right) = 0 \quad (17)$$

It can be written as

$$\frac{d^2}{dt^2} \left( x(t) \right) - b_1^2 x(t) = \frac{1}{2\beta_{10}} \left( a_{11} + a_{22}t + a_{33}t^2 \right) \quad (18)$$

where  $a_{11} = (a + b_1c_{10} + b_1\frac{s_2}{T} + 2\beta_{10}b_1d_1 - 2\beta_{10}d_2)$ ;  $a_{22} = (b - 4\beta_{10}d_3 + 2\beta_{10}b_1d_2)$ ;  $a_{33} = 2\beta_{10}b_1d_3$

Then we have

$$\frac{d^2}{dt^2} \left( x(t) \right) - b_1^2 x(t) = f(t) \quad \text{where} \quad f(t) = \frac{1}{2\beta_{10}} \left( a_{11} + a_{22}t + a_{33}t^2 \right) \quad (19)$$

This is a second order first degree differential equation of the independent variable  $t$ .

Therefore,

$$\begin{aligned} x(t) &= A_1e^{b_1t} + B_1e^{-b_1t} + \frac{f(t)}{D^2 - b_1^2}; D \equiv \frac{d}{dt} \\ &= A_1e^{b_1t} + B_1e^{-b_1t} - \frac{f(t)}{b_1^2} - \frac{a_{33}}{b_1^4\beta_{10}} \end{aligned} \quad (20)$$

where  $A_1$  and  $B_1$  are constants. Therefore  $A_1$  and  $B_1$  is given by the following relation.

$$A_1 + B_1 = \frac{f(0)}{b_1^2} + \frac{a_{33}}{b_1^4 \beta_{10}} \text{ and } A_1 e^{b_1 T} + B_1 e^{-b_1 T} = \frac{f(T)}{b_1^2} + \frac{a_{33}}{b_1^4 \beta_{10}}.$$

From(14), we have the production rate

$$u(t) = A_1 b_1 e^{b_1 t} - B_1 b_1 e^{-b_1 t} - \frac{a_{22} + 2a_{33}t}{2b_1^2 \beta_{10}} + d_1 + d_2 t + d_3 t^2 + b_1 x(t) \quad (21)$$

It can be written as

$$u(t) = 2A_1 b_1 e^{b_1 t} - \left( \frac{a_{22}}{2b_1^2 \beta_{10}} + \frac{a_{11}}{2b_1 \beta_{10}} + \frac{a_{33}}{b_1^3 \beta_{10}} - d_1 \right) - \left( \frac{a_{33}}{b_1^2 \beta_{10}} + \frac{a_{22}}{2b_1 \beta_{10}} - d_2 \right) t \quad (22)$$

Then the profit functional  $J$  takes the form  $J_{max}$

$$\begin{aligned} &= \int_0^T \left( p(d_1 + d_2 t + d_3 t^2) - h(t) x(t) - c_{10} u(t) - c_d(l) - \beta_{10} u^2(t) - \frac{s_1}{T} - \frac{s_2}{T} u(t) \right) dt \\ &= \int_0^T \left( p(d_1 + d_2 t + d_3 t^2) - h(t) x(t) - \left( c_{10} + \frac{s_2}{T} \right) u(t) - \beta_{10} u^2(t) - \left( c_d(l) + \frac{s_1}{T} \right) \right) dt \\ &= p(d_1 T + d_2 \frac{T^2}{2} + d_3 \frac{T^3}{3}) - \left( c_d(l) + \frac{s_1}{T} \right) T \\ &- a \left( \frac{A_1}{b_1} (e^{b_1 T} - 1) + \frac{B_1}{b_1} (1 - e^{-b_1 T}) - \frac{1}{2b_1^2 \beta_{10}} \left( a_{11} T + a_{22} \frac{T^2}{2} + a_{33} \frac{T^3}{3} \right) - \frac{a_{33}}{b_1^4 \beta_{10}} T \right) + \frac{a_{33} b T^2}{b_1^4 2 \beta_{10}} \\ &- b \left( A_1 \left( \frac{T}{b_1} e^{b_1 T} + \frac{1}{b_1^2} (1 - e^{b_1 T}) \right) + B_1 \left( -\frac{T}{b_1} e^{-b_1 T} + \frac{1}{b_1^2} (1 - e^{-b_1 T}) \right) - \frac{1}{2b_1^2 \beta_{10}} \left( a_{11} \frac{T^2}{2} + a_{22} \frac{T^3}{3} + a_{33} \frac{T^4}{4} \right) \right) \\ &- C_{11} \left( 2A_1 (e^{b_1 T} - 1) - \left( \frac{a_{22}}{2b_1^2 \beta_{10}} + \frac{a_{11}}{2b_1 \beta_{10}} + \frac{a_{33}}{b_1^3 \beta_{10}} - d_1 \right) T - \left( \frac{a_{33}}{b_1^2 \beta_{10}} + \frac{a_{22}}{2b_1 \beta_{10}} - d_2 \right) \frac{T^2}{2} \right) \\ &- \beta_{10} \left( M_1^2 T + M_2^2 \frac{T^2}{2} + M_3^2 \frac{(e^{2b_1 T} - 1)}{2b_1} + M_1 M_2 T^2 - 2M_2 M_3 \left( \frac{T}{b_1} e^{b_1 T} + \frac{1}{b_1^2} (1 - e^{b_1 T}) \right) - 2M_1 M_3 \frac{(e^{b_1 T} - 1)}{b_1} \right) \end{aligned} \quad (23)$$

Where

$$M_3 = -2A_1 b_1 e^{b_1 T}; M_1 = \frac{a_{22}}{2b_1^2 \beta_{10}} + \frac{a_{11}}{2b_1 \beta_{10}} + \frac{a_{33}}{b_1^3 \beta_{10}} - d_1; M_2 = \frac{a_{33}}{b_1^2 \beta_{10}} + \frac{a_{22}}{2b_1 \beta_{10}} - d_2$$

$$C_{11} = c_{10} + \frac{s_2}{T};$$

(24)

#### 2.4.2 Model-1b: Formulation of optimal control models for dynamic demand with holding cost $h(t) = a + bt$ with linear breakability $B(x, t) = b_1 x(t)$ , $b_1 = 0$

If we take  $b_1 = 0$  in the above model (Model-1a), then the present model represents an inventory model without deterioration. As  $b_1$  appears in the denominator of the expression (20), (22), (23) and (24), it is not possible to put  $b_1$  directly to obtain that expressions and the profit expression

also. Thus, in this case, the corresponding profit function is calculated omitting  $B(x, t) = b_1x(t)$  and then proceeding in the same way as in Model-1a.

$$a + bt - 2\beta_{10} \frac{d}{dt} \left( \dot{x}(t) + d(t) \right) = 0 \quad (25)$$

Representing  $x(t) \equiv x$ ,

$$\frac{d^2x}{dt^2} = f(t) \quad \text{where } f(t) = -2d_3t + \frac{bt}{2\beta_{10}} + \frac{a}{2\beta_{10}} - d_2 \quad (26)$$

This is the second order first degree differential equation of the independent variable  $t$ . Therefore, solving the above we can get

$$x(t) = A + Bt - (2d_3 - \frac{b}{2\beta_{10}}) \frac{t^3}{6} + (\frac{a}{2\beta_{10}} - d_2) \frac{t^2}{2} \quad (27)$$

Where  $A$  and  $B$  are constants. Here the initial condition  $x(0) = 0$  and final condition  $x(T) = 0$ . Using these conditions, we can get the values of  $A = 0$  and  $B = (2d_3 - \frac{b}{2\beta_{10}}) \frac{(T)^2}{6} + (\frac{a}{2\beta_{10}} - d_2) \frac{T}{2}$ . Then, we have the production rate

$$u(t) = B + d_1 + \frac{a}{2\beta_{10}}t + \frac{b}{2\beta_{10}} \frac{t^2}{2} \quad (28)$$

Then the profit functional  $J$  takes the form  $J_{max}$

$$\begin{aligned} &= \int_0^T \left( p(d_1 + d_2t + d_3t^2) - h(t)x(t) - \left( c_{10} + \frac{s_2}{T} \right) u(t) - \beta_{10}u^2(t) - \left( c_d(l) + \frac{s_1}{T} \right) \right) dt \\ &= p(d_1T + d_2\frac{T^2}{2} + d_3\frac{T^3}{3}) - \left( c_d(l) + \frac{s_1}{T} \right) T - a \left( AT + B\frac{T^2}{2} - (2d_3 - \frac{b}{2\beta_{10}}) \frac{T^4}{24} + (\frac{a}{2\beta_{10}} - d_2) \frac{T^3}{6} \right) \\ &- b \left( A\frac{T}{2} + B\frac{T^3}{3} - (2d_3 - \frac{b}{2\beta_{10}}) \frac{T^5}{30} + (\frac{a}{2\beta_{10}} - d_2) \frac{T^4}{8} \right) - \left( c_{10} + \frac{s_2}{T} \right) \left( BT + d_1T + \frac{b}{2\beta_{10}} \frac{T^3}{6} + \frac{a}{2\beta_{10}} \frac{T^2}{2} \right) \\ &- \beta_{10} \left( (B + d_1)^2 + (\frac{b}{2\beta_{10}})^2 \frac{T^5}{20} + (\frac{a}{2\beta_{10}})^2 \frac{T^3}{3} + \frac{b(B + d_1) T^3}{\beta_{10}} + \frac{a(B + d_1) T^2}{2\beta_{10}} + \frac{ab T^4}{4\beta_{10}^2} \frac{1}{8} \right) \end{aligned} \quad (29)$$



### 3 Numerical Experiments

To illustrate the models, we assume the following input data for Models -1a and 1b. For Model-1a,  $b_1$  has taken as 0.02. and the other inputs are given in the following Table-1

#### 3.1 Input:

Inputs are given in the following Table-1

Table 1: Input Values

$L$	$N$	$cd(l)$	$c_{10}$	$\beta_{10}$	$p(\text{in } \$)$	$s_1$
40	60	100	0.7	0.5	200	10
$a$	$b$	$d_1$	$d_2$	$d_3$	$T$	$s_2$
3	0.2	7	4	2	12	3

#### 3.2 Output:

Using the above input data, the profit functions of Model-1a and 1b are maximized and with the help of GRG (LINGO-11.0), the unknowns,  $x(t), u(t)$  and maximum profits etc. are evaluated. Here profit is \$180913.30 for Model-1a when breakability  $b_1 = 0.02$  and profit is \$247007.30 for Model-1b when breakability  $b_1 = 0.00$ (i.e the word breakability is not applicable). The numerical values of  $u(t), d(t), x(t)$  for the Model-1a (where breakability is only dependent on stock and linear holding cost) and Model-1b are given in Tables-2 and -3. These are also graphically depicted in Figure-1 and 2. For the value of  $b_1 = 0.11$ , the unknowns  $x(t), u(t)$  and  $d(t)$  are evaluated which are given in Table-4 and these are depicted in Figure-3. For the different values of breakability co-efficient  $b_1$ , profits are given in Table-5.

Table 2: Values of  $u(t), d(t)$  and  $x(t)$ ; for Model-1a

$t$	0	1	2	3	4	5	6	7	8	9	10	11	12
$u(t)$	94.98	100.05	105.43	111.16	117.17	123.44	130.09	137.08	144.41	152.10	160.14	168.54	177.32
$d(t)$	7.00	13.00	23.00	37.00	55.00	77.00	103.00	133.00	167.00	205.00	247.00	293.00	343.00
$x(t)$	0	86.95	169.44	243.86	306.76	354.70	384.35	392.44	375.77	331.22	255.72	146.28	0

### 4 Sensitivity Analysis

For production system, a general belief that the system is more and more perfect as breakability of the system decreases. From Table-4, it is seen that profit decreases as breakability rate increases. This is as per our expectation. The breakability constant  $b_1$  has taken in the input as 0.02. For this

Table 3: Values of  $u(t)$ ,  $d(t)$  and  $x(t)$ ; for Model-1b

$t$	0	1	2	3	4	5	6	7	8	9	10	11	12
$u(t)$	104.20	107.30	110.60	114.10	117.17	121.70	125.80	130.10	134.60	139.30	144.20	149.30	154.60
$d(t)$	7.00	13.00	23.00	37.00	55.00	77.00	103.00	133.00	167.00	205.00	247.00	293.00	343.00
$x(t)$	0	96.06	187.33	270.00	340.26	394.33	428.66	438.66	421.33	372.60	288.66	165.732	0

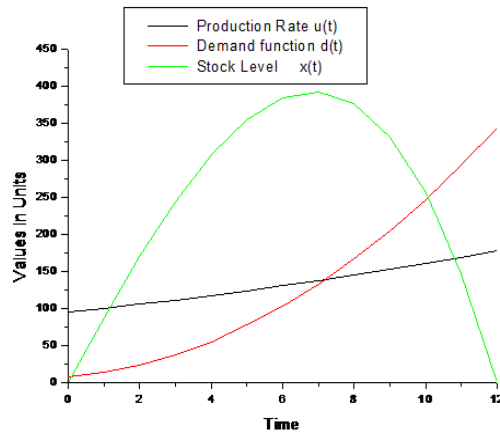


Figure 1: Time Vs Production, Stock Level and Demand for Model-1a.

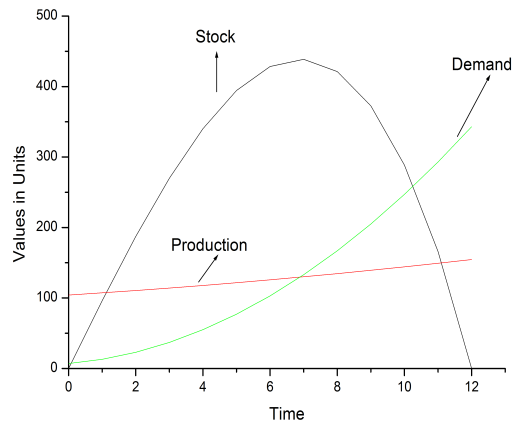


Figure 2: Time Vs Production, Stock Level and Demand for Model-1b.

Table 4: Values of  $u(t), d(t)$  and  $x(t)$ ; for Model-1a, [The value of  $b_1$  as  $b_1 = 0.11$  , the value of profit for Model-1a is 153447.7 \$]

$t$	0	1	2	3	4	5	6	7	8	9	10	11	12
$u(t)$	48.96	58.04	68.38	80.15	93.48	108.58	125.65	144.92	166.63	191.09	218.56	249.45	284.18
$d(t)$	7.00	13.00	23.00	37.00	55.00	77.00	103.00	133.00	167.00	205.00	247.00	293.00	343.00
$x(t)$	0	41.44	80.15	113.90	140.83	159.44	168.59	167.44	155.48	132.49	98.59	54.18	0

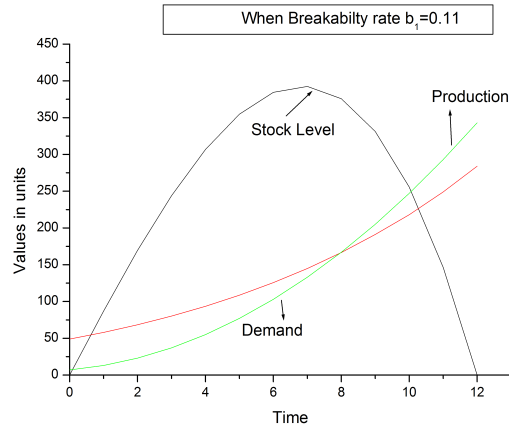


Figure 3: Time Vs Production, Stock Level and Demand for Model-1a when breakability  $b_1 = 0.11$

value of  $b_1$ , the profit for Model-1a is 180913.30 \$. With  $b_1 = 0.11$  , the value of profit for Model-1a is 153447.70 \$. For that value of  $b_1$ , the unknowns,  $x(t), u(t)$  and  $d(t)$  are evaluated which are given in Table-4 and these are depicted in figure-3. Taking the value of  $b_1$  as  $b_1 = 0.11$  and  $b_1 = 0.02$  for Model-1a, the comparison diagram for production and stock has been drawn in figures-4 and 5.

Table 5: The values of  $b_1$  Vs Profit of Model-1a

$b_1$	0.01	0.02	0.03	0.04	0.05	0.06	0.07	0.08
Profit $J$ in \$	185131.50	180913.30	176871.90	173036.20	169431.00	166076.60	162988.70	160178

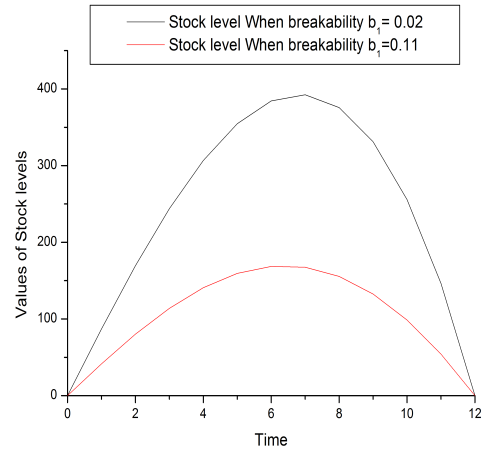


Figure 4: Comparison of Time Vs Stock Level for Model-1a for the values of  $b_1 = 0.11$  and  $b_1 = 0.02$ .

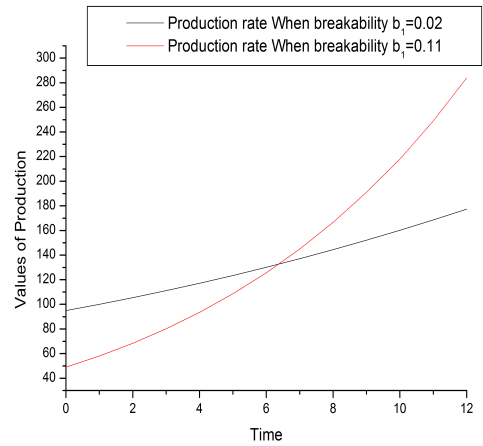


Figure 5: Comparison of Time Vs Production rate for Model-1a for the values of  $b_1 = 0.11$  and  $b_1 = 0.02$ .

## 5 Discussion

For production system, a general belief is that cost of the produced item increases as breakability units of the system increase. Consequently, Min cost of the production system increases. i.e, total profit of the production system decreases. These are as per our expectation. In the Figures-1 and 2 for the models, initially production is more than demand and hence stock is built up after satisfying the demand. As demand is here dynamic which rapidly increases with time, after some time, surpasses the production and then excess demand is satisfied from the stock. So, the deficit in demand occurs, so the stock starts to decrease at this point and gradually decreases up to the end of the cycle and finally becomes zero. It is observed that profit is \$247007.30 for Model-1b without breakability which is more than the profit \$180913.30 for Model-1a when breakability  $b_1 = 0.02$ . When the value of  $b_1$  increases, the value of profit decreases. This is clear in Table-4. For particular value of  $b_1$  as  $b_1 = 0.11$ , the value of profit for Model-1a is 153447.7 \$. This result is very natural and is as per our expectation.

## 6 Conclusion

Here a production-inventory model for a breakable item is developed. Here time dependent production rate fetches more profit for time-dependent demand. From the present model it can be concluded that optimal control of production rate reduces holding cost as well as damageability which in turn increases profit separately for breakable/deteriorating items. The models are also solved taking some of the inventory costs. The present models can be extended to the rough, fuzzy-rough, random, fuzzy-random environment taking constant part of holding cost, set-up cost, etc. as uncertain in nature. As the formulation and solution are quiet general, the results can be obtained for other forms of dynamic demand such as linearly increasing demand, ramp demand etc. The model can be extended to include multi-item fuzzy inventory problem with fuzzy space and budget constraints.

## References

- [1] Alfares, H.K. ,2007. Inventory model with stock-level dependent demand rate and variable holding cost. International Journal of Production Economics 108(12), 259-265.
- [2] G.A. Gabriel, and K. M. Ragsdell, The Generalized Reduced Gradient Method, AMSE Journal of Engineering for Industry 99(1977), 384-400.
- [3] Giri, B.C., Goswami, A., Chaudhuri, K.S., 1996. An EOQ model for deteriorating items with time-varying demand and costs. Journal of the Operational Research Society 47 (11), 1398-1405.

- [4] Guchhait, P., Maiti,M.K., Maiti,M., 2010. Multi-item inventory model of breakable items with stock-dependent demand under stock and time dependent breakability rate. *Computers and Industrial Engineering* 59(4),911-920.
- [5] Guchhait, P.,Maiti,M.K.,Maiti,M., 2013. Production-inventory models for a damageable item with variable demands and inventory costs in an imperfect production process. *International Journal of Production Economics* 144 (2013) 180-188
- [6] M. Khouja, The Economic Production Lot-size Model Under Volume Flexibility. *Computer and Oprations Research*, 22(1995), 515-525.
- [7] Mandal, M., Maiti,M.,2000. Inventory of damageable items with variable replenishment and stock dependent demand. *Asia Pacific Journal of Operational Research* 17,41-54.
- [8] D.S. Naidu, *Optimal Control System*. (2000) Pocatello, ID: CRC Press.
- [9] J.N.Roul, K. Maity, S. Kar, and M. Maiti, Multi-item reliability dependent imperfect production inventory optimal control models with dynamic demand under uncertain resource constraint, *International Journal of Production Research* 53 (2015) 4993-5016.
- [10] J. N. Roul, K. Maity, S. Kar, and M. Maiti, Optimal control problem for an imperfect production process using fuzzy variational principle, *Journal of Intelligent and Fuzzy Systems* 32(1)(2017), 565-577.
- [11] M.K. Salameh, and M. Y. Jaber, Economic Production Quantity Model for Items with Imperfect Quality, *International Journal of Production Economics* 64(2000) 59-64.
- [12] B.Sarkar, S. S. Sana, and K. Chaudhuri, An Imperfect Production Process for Time Varying Demand with Inflation and Time Value of Money An EMQ Model, *Expert Systems with Applications* 38(2011)13543-13548.
- [13] Urban, T.L., 2008. An extension of inventory models with discretely variable holding costs. *International Journal of Production Economics* 114, 399-403.