

Generalized Hamiltonian Dynamics and Chaos in Evolutionary Games on Networks

Christopher Griffin *

Justin Semonsen †

Andrew Belmonte ‡

January 19, 2022

Abstract

We study the network replicator equation and characterize its fixed points on arbitrary graph structures for 2×2 symmetric games. We show a relationship between the asymptotic behavior of the network replicator and the existence of an independent vertex set in the graph and also show that complex behavior cannot emerge in 2×2 games. This links a property of the dynamical system with a combinatorial graph property. We contrast this by showing that ordinary rock-paper-scissors (RPS) exhibits chaos on the 3-cycle and that on general graphs with ≥ 3 vertices the network replicator with RPS is a generalized Hamiltonian system. This stands in stark contrast to the established fact that RPS does not exhibit chaos in the standard replicator dynamics or the bimatrix replicator dynamics, which is equivalent to the network replicator on a graph with one edge and two vertices (K_2).

1 Introduction

The Hamiltonian approach to the dynamics of complicated, interacting systems has had substantial success in providing a mathematical understanding of the world, yielding key results in classical, celestial, statistical, and quantum mechanics. Surprisingly, the evolutionary dynamics of games, which have been studied extensively over the last 40 years (see e.g. [1–10]) can in some cases be shown to possess a Hamiltonian structure, stemming from the dynamical description implicit in the replicator equation for the evolution of strategy choices [11–13]. The replicator equation is one of several differential equations proposed for evolutionary games [6, 9, 14] and it has also been generalized to many situations, including the coevolutionary dynamics of multiple games (different payoff matrices) [11, 12, 15–17]. The simplest case is the bimatrix formulation [11, 12], with dynamics given by:

$$\begin{cases} \dot{x}_i = x_i (\mathbf{e}_i - \mathbf{x}) \mathbf{A} \mathbf{y} \\ \dot{y}_i = y_i (\mathbf{e}_i - \mathbf{y}) \mathbf{B} \mathbf{x}. \end{cases} \quad (1)$$

Here we have two interacting species, with strategy proportion vectors $\mathbf{x}(t)$ and $\mathbf{y}(t)$ and corresponding game matrices \mathbf{A} and \mathbf{B} (fully generalized in [17]). For the bimatrix replicator, it has been shown that all interior equilibria (corresponding to coexisting strategies or phenotypes within a species) are unstable [11]. As we discuss below, when each species plays the same game ($\mathbf{A} = \mathbf{B}^T$),

*Applied Research Laboratory, The Pennsylvania State University, University Park, PA 16802

†Department of Mathematics, Rutgers University, Piscataway, NJ 08854

‡Department of Mathematics / The Huck Institutes for the Life Sciences, The Pennsylvania State University, University Park, PA 16802

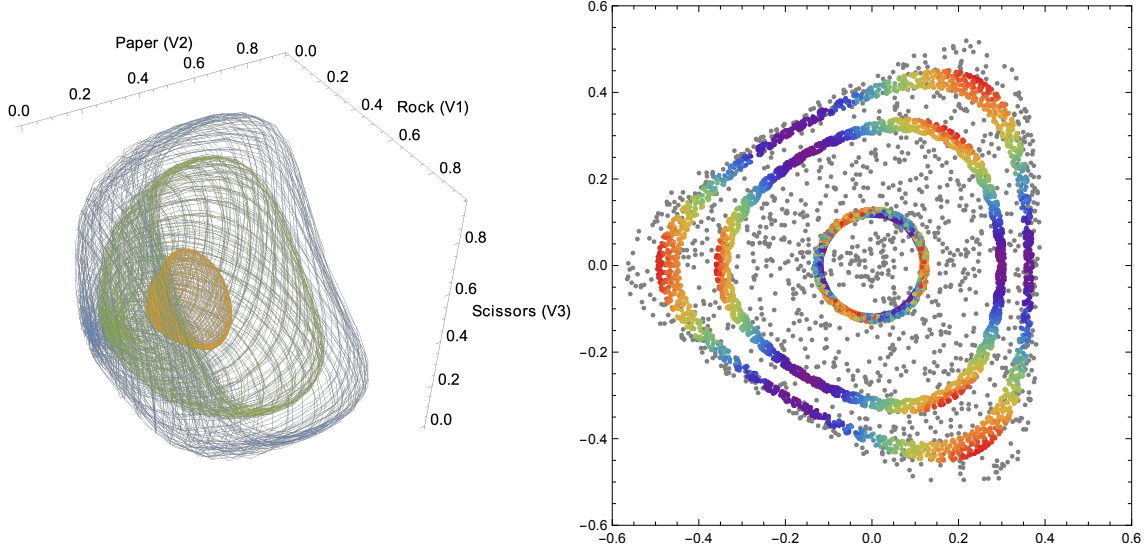


Figure 1: Rock-Paper-Scissors dynamics in the network replicator: (L) projection of 9-dimensional trajectories following (nested) surfaces in \mathbb{R}^3 ; (R) Poincaré sections of four different initial conditions, showing three quasiperiodic (color spectrum) and one chaotic (grey).

this is identical to the network replicator (Eq. (2)) on the graph with two vertices and one edge (the graph K_2).

When $\mathbf{A} = \mathbf{B}$ is symmetric, and the bimatrix equation is further symmetrized to a single species with $\mathbf{x} = \mathbf{y}$, then Eq. (1) becomes the ordinary replicator equation. Zeeman and others have shown that chaotic behavior does not occur in the ordinary replicator with three or fewer strategies [2, 3]; however chaotic behavior can emerge with four strategies [18]. Thinking of Eq. (1) as network replicator on K_2 [19–21], Sato and others have shown [13, 22, 23] that chaotic behavior can emerge in three strategy games, however not the *ordinary* rock-paper-scissors (RPS) game [13]. Similarly, for the classical replicator, work by [10–13] makes it clear that ordinary RPS and its generalizations are Hamiltonian systems, but do not exhibit chaos.

In this paper, we show that by enlarging the network from two nodes (the bimatrix case, K_2) to three (the three-cycle, K_3), the network replicator admits chaotic behavior for ordinary RPS, as illustrated in Fig. 1. Moreover, the network replicator equation possesses a *generalized Hamiltonian structure* on an arbitrary graph. Our approach also leads to a surprising link between a combinatorial aspect of the graph structure and the asymptotic behavior of the time-evolving strategy for two strategy games. To our knowledge, this is the first connection made between the asymptotic or chaotic behavior in an evolutionary game or coevolutionary dynamics on graphs and the graph structure itself.

Let $G = (V, E)$ be a graph consisting of $n > 1$ vertices, each representing a player, with $V = \{1, \dots, n\}$. For simplicity, we will use a common (single) payoff matrix $\mathbf{A} \in \mathbb{R}^{m \times m}$. Following [21], each vertex is a player who may use a mixed strategy of dimension m in a symmetric game (repeatedly) played against neighboring vertices. In this case, the network replicator equation is

$$\dot{x}_{ij} = x_{ij} \left(\sum_{k \in N(i)} (\mathbf{e}_j - \mathbf{x}_i) \cdot \mathbf{A} \mathbf{x}_k \right) \quad (2)$$

where $N(i)$ are the neighbors of vertex i . The network replicator has been studied recently in the control literature [24–28] with a special focus on 2×2 games. While there are several derivations of

the network replicator in the literature, we provide a straightforward derivation from a population model perspective in Appendix A.

2 Asymptotic Behavior of 2×2 Games

We first show that the dynamics of 2×2 games are in some sense simple and related to certain combinatorial properties of the graph structure. We begin by characterizing the fixed points of Eq. (2) in 2×2 games. Without loss of generality (see Appendix B), assume the payoff matrix is of the form:

$$\mathbf{A} = \begin{bmatrix} 0 & r \\ s & 0 \end{bmatrix}.$$

This includes anti-coordination games ($r > 0, s > 0$) and Prisoner's Dilemma-type games ($rs < 0$). The fact that we have only two strategies ($j \in \{1, 2\}$) simplifies the analysis substantially. Let $x_i \in [0, 1]$ be the fraction of the time player i plays Strategy 1, and $\mathbf{x}_i = \langle x_i, 1 - x_i \rangle$. Then the network replicator for node i becomes

$$\dot{x}_i = x_i(1 - x_i) \left(\sum_{j \in N(i)} r - (r + s)x_j \right). \quad (3)$$

Thus any fixed point $\mathbf{x}^* = \langle x_1^*, \dots, x_n^* \rangle$ of Eq. (3) must have, for each vertex i , either $x_i = 0$, $x_i = 1$ (the pure strategies), or

$$\frac{1}{|N(i)|} \sum_{j \in N(i)} x_j = \frac{r}{r + s} \quad (4)$$

(assuming $r + s \neq 0$). This final condition specifies the average of the neighboring strategies surrounding i .

The stability of any \mathbf{x}^* is determined by the eigenvalues of the corresponding Jacobian matrix. For the network replicator, these eigenvalues must be real for 2×2 games (see Appendix B). To examine the stability of \mathbf{x}^* , we define $S \subset V$ to be the set of vertices for which the player is playing a mixed strategy, i.e. if $i \in V$, then $x_i^* \in (0, 1)$. Let $G[S]$ denote the subgraph of G generated by the vertices in S . We now analyze the fixed points in two distinct cases:

(i) *r and s have opposite signs (Prisoner's Dilemma type).* The right hand side of Eq. (4) cannot be in $[0, 1]$, so there can be no vertices with a mixed strategy. Thus $S = \emptyset$, and \mathbf{x}^* is a pure strategy fixed point. In this case the Jacobian matrix is diagonal, consequently \mathbf{x}^* is hyperbolic and admits no circulation. Moreover, the defect strategy will be asymptotically stable for all players.

(ii) *r and s have the same sign.* Assume $r, s > 0$ without loss of generality; it is now possible for S to be non-empty. Analysis of the Jacobian matrix shows that \mathbf{x}^* is unstable whenever $G[S]$ has an edge (see Appendix B). Thus the asymptotic dynamics is linked to a combinatorial property of the graph structure: the existence of an independent set of vertices in G . This is illustrated in Fig. 2.

Thus neither circulation nor chaotic behavior is possible in the 2×2 payoff matrix case. In general, solutions always converge to a (neutrally) stable fixed point as a result of the compactness of the manifold Δ_k^m , since the eigenvalues of the Jacobian are always real. Furthermore, any vertices that play mixed strategies must form an independent set in the graph (i.e. are not connected by an edge); this effectively limits the number of vertices that can play a mixed strategy at equilibrium. Thus the network replicator predicts that, in any ecological network defined by a 2×2 game, no two interacting species can both include coexisting strategies at equilibrium.

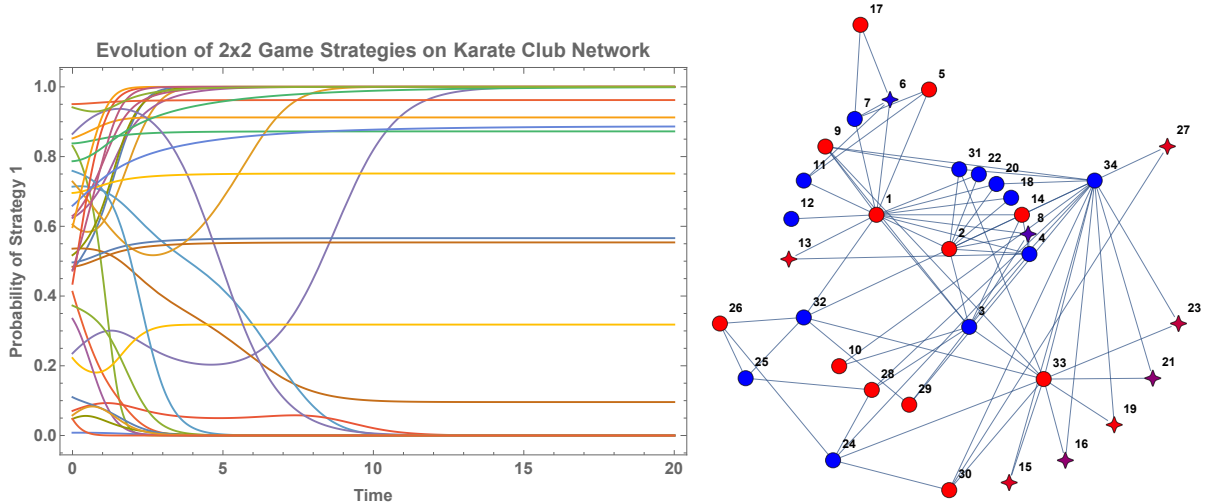


Figure 2: The evolution of the network replicator on the Karate Club graph for a 2×2 anti-coordination game: (Left) convergence to a steady state \mathbf{x}^* from random initial conditions; (Right) structure of \mathbf{x}^* , showing pure (circles) and mixed (star-shape) strategy vertices, with color distinguishing strategy choice (see text).

3 Chaotic Dynamics in Simple 3-Strategy Games

While the dynamics of the network replicator are simple for 2×2 games, we show numerically that chaotic behavior emerges in the classic (symmetric) RPS game when played on a three node network with three edges (the 3-cycle K_3); note that no chaotic behavior is observed on the two node network, as shown (unintentionally) in [13] for the classic RPS as a bimatrix game. In the standard replicator, this game has a single interior elliptic fixed point. Generalizations of the RPS game are discussed in [7], whose dynamics are entirely classified by Zeeman, who showed that no limit cycles can emerge [2].

Consider the network replicator on K_3 , with the three nodes playing RPS defined by the payoff matrix

$$\mathbf{A} = \begin{bmatrix} 0 & -1 & 1 \\ 1 & 0 & -1 \\ -1 & 1 & 0 \end{bmatrix} \quad (5)$$

Straightforward analysis shows that the system has an infinite number of fixed points (see Appendix C), which can be classified into three pure strategies, a continuum of boundary strategies (where one strategy is chosen with zero probability), and one interior fixed point $\langle \frac{1}{3}, \frac{1}{3}, \frac{1}{3} \rangle$.

Define the vector valued function $\mathbf{F} : \Delta_3^3 \rightarrow \mathbb{R}^9$ so that the network replicator dynamics are $\dot{\mathbf{x}} = \mathbf{F}(\mathbf{x})$. Simple computation shows that $\nabla \cdot \mathbf{F} = 0$, i.e., the system is conservative. As a consequence, the interior fixed point must be a non-linear (elliptical) center, and the boundary fixed points are non-attracting. We show that this property of the network replicator leads to periodic, quasi-periodic and chaotic dynamics, a result similar to what is found in [23], but with simpler dynamics. We also note, this is a variation on the result in [11] which argues that the ordinary replicator on two species preserves a certain volume form.

Long phase portraits from various starting points illustrate both quasi-periodic and chaotic motion. The phase portraits in Fig. 3 were constructed using a ternary transform on the dynamics of Vertex 1 alone for the K_3 network, and shows that chaotic behavior seems to emerge as the initial condition is moved further from the interior fixed point. A corresponding three-dimensional

trajectory slice is shown Fig. 1 (Left). These surfaces are symmetric and illustrate the relationships between rock at Vertex 1, paper at Vertex 2 and scissors at Vertex 3. A two dimensional Poincaré section is shown in Fig. 1 (Right) with the corresponding chaotic trajectory shown in Fig. 3, in which densely packed orbits appear relatively well-behaved when the initial condition is close to the interior fixed point. However, when the orbit is started further away, it oscillates filling up more space. This is qualitatively similar to the double pendulum, which when started close to its hanging equilibrium displays simple motion, but exhibits chaotic motion when released far away from the equilibrium point [29]. Simple, neutrally stable orbits also exist, as we show in the Appendix E.

To quantify (and in some sense prove numerically) that this system is chaotic, we computed the Lyapunov exponents using the technique in [30] and implemented in [31–33]. The maximum Lyapunov exponent in this case is shown in Fig. 4 (Top). The fact that the maximum Lyapunov exponent is positive and the domain of the dynamics is compact (i.e., Δ_3^3) is sufficient to show that the system exhibits chaos [30, 34]. The sum of the computed Lyapunov exponents is 1.3×10^{-7} , consistent with the conservative nature of the flow in phase space (see e.g., Page 57 of [35]). We illustrate the sensitive dependence on initial conditions in Fig. 4 (Bottom) by computing the (discrete) entropy of trajectories with various initial conditions. The figure displays the fine structure associated with chaotic behavior. (Details are provided in the Appendices D and D.1.)

4 Generalized Hamiltonian Dynamics

Motivated by the presence of quasi-periodic orbits and the emergence of chaotic behavior in this system, we show that a generalized Hamiltonian exists for a diffeomorphic transformation of RPS on a general graph. To help explain the complex conjugate momenta identified in the generalized Hamiltonian, we show that the linearized behavior of the RPS game on K_3 near the interior fixed point is a degenerate Hamiltonian system with more readily explainable (ordinary) conjugate momenta.

We first consider the general case of an arbitrary graph $G = (V, E)$ with n vertices and using an arbitrary payoff matrix \mathbf{A} . We derive a generalized Hamiltonian dynamics for a diffeomorphic transformation of the network replicator (see Appendix F for details). Applying the approach

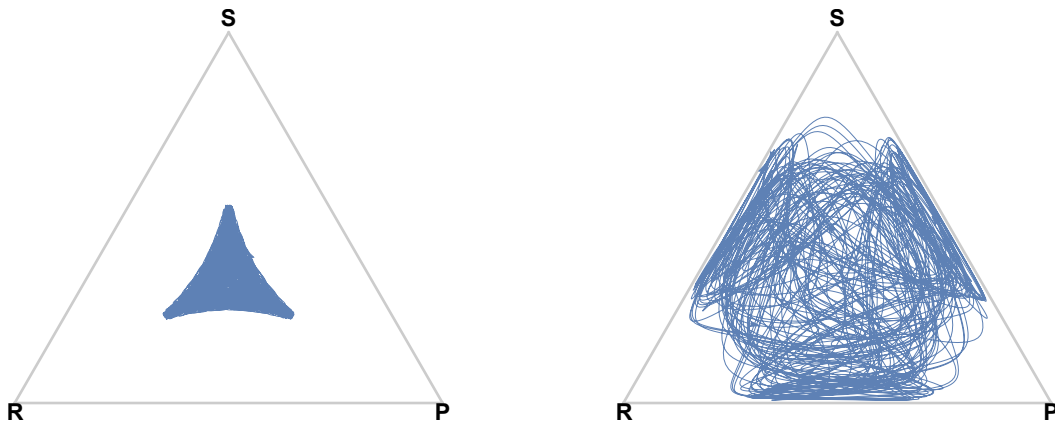


Figure 3: Rock-paper-scissors on a K_3 network: phase portraits for Vertex 1 with initial conditions close to (Left) and far from (Right) the interior fixed point.

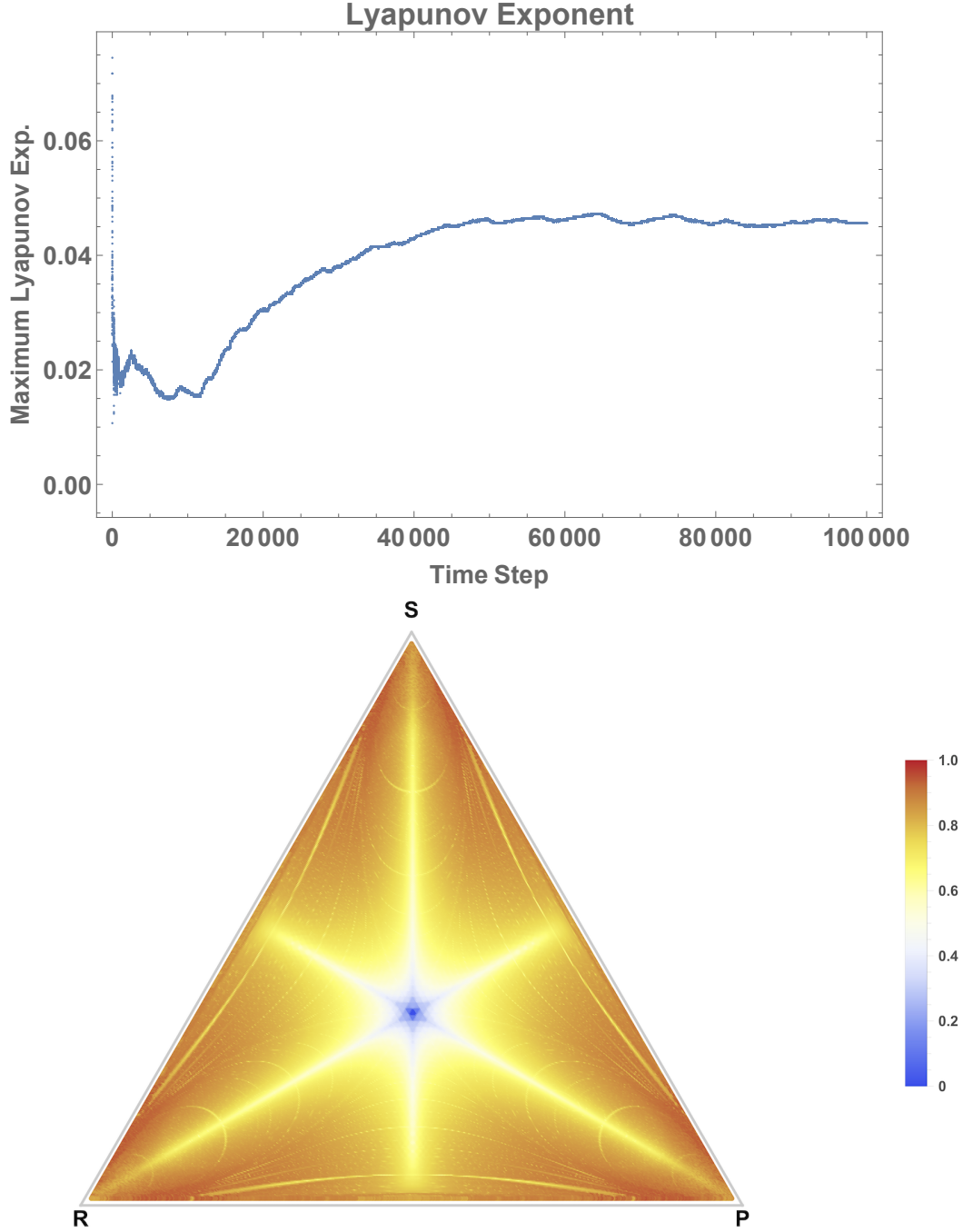


Figure 4: Sensitive dependence on initial conditions in the RPS game: (Top) computed maximum Lyapunov exponent for the dynamics [30]; (Bottom) density plot showing (discrete) entropy of trajectories as a function of initial point in the simplex.

in [12, 22, 23], where each strategy proportion is normalized by the last nonzero strategy, we define:

$$u_{i,j} = \log \left(\frac{x_{i,j}}{x_{i,n}} \right). \quad (6)$$

Following Crutchfield [22, 23], this can be interpreted in an information-theoretic way, since each $x_{i,j}/x_{i,n}$ is just a relative probability; i.e each log-probability is an information measure for each vertex i . Moreover, this is a diffeomorphism on the interior of the phase space Δ_m^n . Using this transformation, the modified dynamics are:

$$\dot{u}_{i,j} = \sum_{k \in N(i)} \frac{(\mathbf{e}_j - \mathbf{e}_m) \cdot \mathbf{A} \exp(\mathbf{u}_k)}{1 + \sum_{l \neq m} \exp(u_{k,l})}. \quad (7)$$

Using the RPS payoff matrix and simplifying yields:

$$\begin{cases} \dot{u}_{i,1} = \sum_{k \in N(i)} \left(1 - \frac{3e^{u_{k,2}}}{1 + \sum_{j \neq m} e^{u_{k,j}}} \right) \\ \dot{u}_{i,2} = \sum_{k \in N(i)} \left(-1 + \frac{3e^{u_{k,1}}}{1 + \sum_{j \neq m} e^{u_{k,j}}} \right). \end{cases} \quad (8)$$

Examining Eq. (8), we see that $u_{i,1}$ is in a sense conjugate to a nonlinear combination of $u_{k,2}$ ($k \in N(i)$) while $u_{i,2}$ is similarly conjugate to a nonlinear combination of $u_{k,1}$. This is made explicit by defining:

$$\mathcal{H} = \sum_i \sum_j u_{i,j} - \sum_i 3 \log(1 + e^{u_{i,1}} + e^{u_{i,2}}) \quad (9)$$

Differentiating this generalized Hamiltonian shows that:

$$\text{for } i = 1, 2 \begin{cases} \dot{u}_{i,1} = \sum_{k \in N(i)} \frac{\partial \mathcal{H}}{\partial u_{k,2}} \\ \dot{u}_{i,2} = \sum_{k \in N(i)} -\frac{\partial \mathcal{H}}{\partial u_{k,1}} \end{cases} \quad (10)$$

The existence of a generalized Hamiltonian explains the presence of chaotic behavior far from the interior elliptic fixed point (Fig. 4), and also indicates that for RPS, the network replicator provides an example of a generalized Hamiltonian system satisfying Liouville's Theorem. Fig. 5 shows this generalized Hamiltonian chaos in the complete four species network K_4 . As in K_3 , the trajectories are well behaved when the initial conditions are near the interior fixed point (Fig. 5-top), but chaos seems to emerge for initial condition further away (Fig. 5-bottom).

This relationship between coordinates and conjugate momenta can be better understood conceptually by linearizing the network replicator around the RPS interior fixed point, which leads to a degenerate Hamiltonian system. We illustrate this for K_3 here, but the approach is similar for arbitrary graphs. Let $x_{i,3} = 1 - x_{i,1} - x_{i,2}$ for $i = 1, 2, 3$. This reduces the dimension of the network replicator to six. Linearizing this system near the elliptic interior fixed point yields:

$$\begin{aligned} \dot{x}_{i,1} &= \frac{1}{3} \left(\sum_{j \neq i} -x_{j,1} - 2x_{j,2} \right) \\ \dot{x}_{i,2} &= \frac{1}{3} \left(\sum_{j \neq i} 2x_{j,1} + x_{j,2} \right) \end{aligned}$$

If we define the following (conjugate momenta) variables:

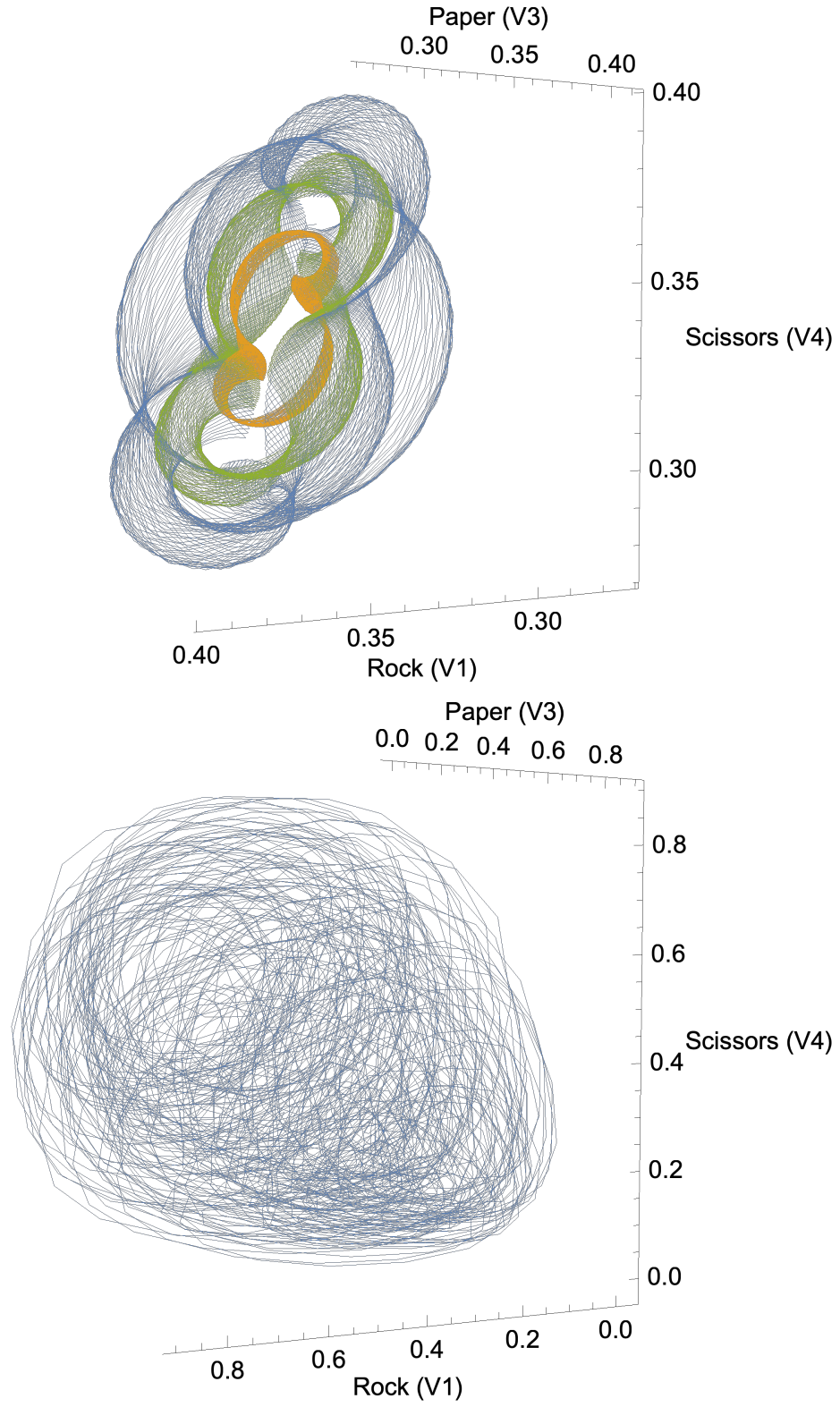


Figure 5: Network replicator phase portraits for RPS on the four-cycle graph K_4 : (top) trajectories for initial conditions near the interior fixed point; (bottom) chaotic trajectories for initial conditions further away.

$$p_{i,1} = \sum_{j \neq i} x_{j,2} \quad p_{i,2} = \sum_{j \neq i} x_{j,1}$$

then the linearized reduced dimensional system can be written as:

$$\forall i \begin{cases} 3\dot{x}_{i,1} = -p_{i,2} - 2p_{i,1} \\ 3\dot{x}_{i,2} = 2p_{i,2} + p_{i,1} \\ 3\dot{p}_{i,1} = 4x_{i,1} + 2x_{i,2} + \sum_{j \neq i} 2x_{j,1} + \sum_{j \neq i} x_{j,2} \\ 3\dot{p}_{i,2} = -2x_{i,1} - 4x_{i,2} - \sum_{j \neq i} x_{j,1} - \sum_{j \neq i} 2x_{j,2} \end{cases} \quad (11)$$

The conjugate momenta for $x_{i,1}$ have game-theoretic meaning: the $p_{i,1}$ are the strategies of other players that result in non-zero payoff for player 1, while the $p_{i,2}$ are strategies resulting in non-zero payoffs for player 2.

The Hamiltonian for this linearized system is:

$$\begin{aligned} 3\mathcal{H}_0 = & \sum_i p_{i,1}^2 + p_{i,2}^2 + p_{i,1}p_{i,2} + \sum_i 2x_{i,1}^2 + 2x_{i,2}^2 + \\ & \sum_j 2x_{i,1}x_{i,2} + \sum_i \sum_{j>i} 2x_{i,1}x_{j,1} + \\ & \sum_i \sum_{j>i} 2x_{i,2}x_{j,2} + \sum_i x_{i,2} \sum_{j \neq i} x_{j,1}. \end{aligned} \quad (12)$$

Thus the reduced dimensional system behaves like a degenerate (12 dimensional) Hamiltonian system near the fixed point. Consequently, we expect to see quasi-periodic orbits tracing foliated n -tori reasonably close to the interior fixed point (Fig. 1). A similar analysis shows that on K_4 , near the interior fixed point, the linearized system exhibits degenerate 16 dimensional Hamiltonian dynamics (see Appendix G). This result should generalize to arbitrary graph structures.

5 Conclusions

What we have seen here is that there is a fundamental difference between two-strategy and three-strategy games in network replicator dynamics. In the two strategy case the dynamics are simple: there is no circulation in phase space, and trajectories correspondingly must always converge to some stable fixed point. The stability of these underlying fixed points is related both to the payoff matrix and the structure of an independent set composed of vertices playing mixed strategies. Our results raise an interesting question on the relationship between the combinatorial properties of graphs and equilibria of the network replicator, since determining the independence number of a graph is NP-hard [36]. In contrast, chaotic behavior emerges in ordinary rock, paper scissors when played on the 3-cycle. For any graph with more than two vertices, the network replicator is a generalized Hamiltonian system for the RPS game. We hypothesize that the resulting nested manifolds observed near the interior fixed point are generalized KAM surfaces. To support this, we show for K_3 that the linearized dynamics near the fixed point results in a degenerate Hamiltonian system in 12 dimensional space.

While the well-known KAM Theorem applies most directly to systems with a proper non-integrable Hamiltonian, there may be extensions of the KAM theorem for more generalized Hamiltonian dynamics, such as the type we have found here. Beyond this, there remains the question

of whether there is any deeper meaning to the Hamiltonian structure of these equations that might involve the information or entropy of evolving strategy choices in network evolutionary systems [22, 23].

Acknowledgement

JS was supported in part by a Penn State CSRE Research Grant. CG and AB were supported in part by the National Science Foundation under grant CMMI-1932991. AB acknowledges the hospitality of the Weizmann Institute of Science, Dept of Physics of Complex Systems.

A Derivation of the Network Replicator

We use $\mathbf{x} = \langle x_1, \dots, x_n \rangle$ to denote a column vector in \mathbb{R}^n . Let Δ_m denote the $m - 1$ -dimensional simplex embedded in \mathbb{R}^m defined by:

$$\Delta_m = \left\{ \mathbf{x} \in \mathbb{R}^m : \sum_{i=1}^m x_i = 1 \text{ and } 0 \leq x_i \leq 1 \right\}. \quad (13)$$

Let $G = (V, E)$ be a graph consisting of $n > 1$ vertices. For simplicity, let $V = \{1, \dots, n\}$. Following [21], each vertex is a player (type) who may use a mixed strategy in a symmetric game (repeatedly) played against other vertices and governed by the payoff matrix $\mathbf{A} \in \mathbb{R}^{m \times m}$. Let $X_{ij}(t)$ be a *count* of the number of times Player (vertex) i has played strategy $j \in \{1, \dots, m\}$ at time t . If:

$$M_i(t) = \sum_j X_{ij}(t) \quad (14)$$

and:

$$x_{ij}(t) = \frac{X_{ij}(t)}{M_i(t)}, \quad (15)$$

then the vector $\mathbf{x}_i(t) = \langle x_{i1}(t), \dots, x_{im}(t) \rangle$ represents the current mixed strategy of Player i at time t . For simplicity, we will suppress time in the notation unless needed for the remainder of this paper. Suppose the strategy counts of the players change according to the expected payoff rule :

$$\dot{X}_{ij} = X_{ij} \left(\frac{1}{|N(i)|} \sum_{k \in N(i)} \mathbf{e}_j \cdot \mathbf{A} \mathbf{x}_k \right) \quad (16)$$

Here (\cdot) denotes the standard Euclidean dot product and $N(i)$ denotes the graph-theoretic neighborhood of Player (Vertex) i . This approach is precisely the one taken in [17] when vertices are treated as species while the strategies at each vertex are treated as sub-species. Unlike [17] the exact species proportions (vertex counts) are fixed, making the analysis of Eq. (16) simpler. For completeness, we note in the dynamics of Eq. (16), it is possible for counts to decrease if

$$\sum_{k \in N(i)} \mathbf{e}_j \cdot \mathbf{A} \mathbf{x}_k < 0$$

In this case, we might assume a player “forgets” his prior plays. In general, this can be ignored by rescaling \mathbf{A} so it is always positive; additionally we will only be concerned with proportions throughout the remainder of this paper.

Following the derivation in [17] – i.e. applying the quotient rule to compute \dot{x}_{ij} yields:

$$\forall i, j \left\{ \dot{x}_{ij} = \frac{1}{|N(i)|} x_{ij} \left(\sum_{k \in N(i)} (\mathbf{e}_j - \mathbf{x}_i) \cdot \mathbf{A} \mathbf{x}_k \right) \right.$$

The constants $|N(i)|$ adjust the flow speed and can be eliminated to obtain the ordinary network replicator:

$$\forall i, j \left\{ \dot{x}_{ij} = x_{ij} \left(\sum_{k \in N(i)} (\mathbf{e}_j - \mathbf{x}_i) \cdot \mathbf{A} \mathbf{x}_k \right) \right.,$$

which is Eq. (2).

B Analysis of the Jacobian of 2×2 Games

For an arbitrary 2×2 game, assume the payoff matrix has form:

$$\mathbf{A} = \begin{bmatrix} 0 & r \\ s & 0 \end{bmatrix}.$$

For the network replicator, (as in the ordinary replicator [5]), an arbitrary payoff matrix can be modified by subtracting or adding (different) constants to each column without changing the structure of fixed points so long as the ordering of the entries remains fixed. Consequently the network replicator for a 2×2 payoff matrix is

$$\dot{x}_i = x_i(1 - x_i) \left(\sum_{j \in N(i)} r - (r + s)x_j \right).$$

Differentiating, we see that the components of the Jacobian matrix $\mathbf{J}(\mathbf{x})$ are:

$$\mathbf{J}_{ij}(\mathbf{x}) = \begin{cases} (1 - 2x_i) \left(\sum_{j \in N(i)} r - (r + s)x_j \right) & \text{if } i = j \\ -x_i(1 - x_i)(r + s) & \text{if } j \in N(i) \\ 0 & \text{otherwise} \end{cases} \quad (17)$$

For fixed point \mathbf{x}^* , and let $S \subset V$ be the set of vertices that do not have a pure strategy; i.e. if $i \in V$, then $x_i^* \in (0, 1)$. Let $G[S]$ denote the subgraph generated by the vertices in S . We'll analyze the possible fixed points and eigenvalues of the corresponding Jacobian matrix in cases.

Case I: If r and s are opposite sign, then:

$$\frac{r}{r + s} \notin [0, 1]$$

and thus there are no vertices with a mixed strategy. In this case $S = \emptyset$ and $G[S]$ has no edges. From Eq. (17), the Jacobian matrix must be diagonal with real eigenvalues given by:

$$\lambda_i = (1 - 2x_i) \left(\sum_{j \sim i} r - (r + s)x_j \right) \quad (18)$$

Consequently \mathbf{x}^* is hyperbolic and admits no circulation. Moreover, when $r > 0 > s$, then $r - (r + s)x_j > 0$ for all j because $x_j \in \{0, 1\}$. This implies that any eigenvalue $\lambda_i < 0$ if and only if $x_i = 1$. It follows that the only stable equilibrium is the consensus strategy where all players play Strategy 1. Similarly, when $s > 0 > r$, then the only stable equilibrium is the consensus strategy where all players play Strategy 2. This shows that in Prisoner's dilemma type games, the defect strategy is always stable for all players.

Case II: Suppose r and s have the same sign and without loss of generality suppose that $r, s > 0$. In this case, it is possible for S to be non-empty.

From Eq. (17), if $j \notin N(i)$, then $\mathbf{J}_{ij}(\mathbf{x}^*) = 0$ for $i \neq j$. So row i of $\mathbf{J}(\mathbf{x}^*)$ contains non-zero entries only at the neighbors of i . To solve $\det(\mathbf{J}(\mathbf{x}^*) - \lambda \mathbf{I}) = 0$, apply row reduction. We have already noted that if $i \in V \setminus S$, then row i has a single non-zero entry on the diagonal and $\mathbf{J}(\mathbf{x}^*)$ has an eigenvalue given by Eq. (18). If any of these values are positive, then \mathbf{x}^* is unstable.

Suppose $i \in S$. By our previous assertion using row reduction on $\mathbf{J}(\mathbf{x}^*) - \lambda \mathbf{I}$, we can remove any non-zero element in the columns corresponding to $j \in V \setminus S$, leaving only the rows and columns corresponding to S to be diagonalized. Let $\mathbf{Adj}(G[S])$ be the (symmetric) adjacency matrix of the subgraph $G[S]$. Let $\mathbf{Q}(\mathbf{x})$ be the sub-matrix of the partial row-reduction just discussed. For $i \in S$, $\mathbf{J}_{ii}(\mathbf{x}^*) = 0$. Careful inspection shows that:

$$\mathbf{Q}(\mathbf{x}) = -(r + s)\mathbf{D} \cdot \mathbf{Adj}(G[S]) - \lambda \mathbf{I},$$

where \mathbf{D} is a diagonal matrix with $x_i(1 - x_i)$ on the diagonal. Note that \mathbf{D} is positive definite, and thus has a (diagonal) square root, which we denote \mathbf{B} . The remaining eigenvalues of the Jacobian are exactly those of $\mathbf{D} \cdot \mathbf{Adj}(G[S])$. This matrix shares eigenvalues with the symmetric matrix $\mathbf{B} \cdot \mathbf{Adj}(G[S]) \cdot \mathbf{B}$, and thus all these eigenvalues are real by the Principal Axis Theorem.

Thus we have shown that there is no circulation in the phase portrait of the network replicator in 2×2 games because all eigenvalues of the Jacobian matrix must be real. Consequently, any center manifold indicates directions of neutral stability or instability.

If $G[S]$ has any edges, then since $\text{Tr}(\mathbf{Adj}(G[S])) = 0$, it follows that $\mathbf{Adj}(G[S])$ has both a positive and negative eigenvalue. Since \mathbf{D} is positive definite, the positive eigenvalues of $\mathbf{Adj}(G[S])$ imply that $\mathbf{D} \cdot \mathbf{Adj}(G[S])$ has a positive eigenvalue. Similarly, the negative eigenvalues of $\mathbf{Adj}(G[S])$ mean that $\mathbf{D} \cdot \mathbf{Adj}(G[S])$ has a negative eigenvalue. Since $r + s$ can only be zero when $\text{sgn}(r) \neq \text{sgn}(s)$ and we assumed this was not the case, it follows that there is a positive eigenvalue whenever $G[S]$ has an edge. Therefore we have shown that \mathbf{x}^* is unstable whenever $G[S]$ has an edge.

To summarize, we have shown the following two results:

1. If \mathbf{x}^* is a fixed point and the corresponding subgraph $G[S]$ has an edge, then this fixed point has an unstable manifold. It immediately follows that any interior fixed points are unstable.
2. For any fixed point \mathbf{x}^* , of the network replicator with a 2×2 payoff matrix, the eigenvalues of the Jacobian $\mathbf{J}(\mathbf{x}^*)$ are real and therefore for any initial point $\mathbf{x}_0 \in \Delta_2^n$, the solution curves will tend to a rest point $\omega(\mathbf{x}_0) \in \Delta_2^n$ on the boundary. That is, neither circulation nor chaotic behavior is possible in the network replicator with a 2×2 payoff matrix.

In network terms, these results imply that like pure strategies will tend to be adjacent (when possible) in coordination games, while in anti-coordination games, opposite pure strategies will tend to be adjacent, when possible. The latter is illustrated in the main text.

C Fixed Points of RPS on K_3

Let

$$\mathbf{A} = \begin{bmatrix} 0 & -1 & 1 \\ 1 & 0 & -1 \\ -1 & 1 & 0 \end{bmatrix}$$

and consider the network replicator on K_3 . Algebraic analysis shows that the system has an infinite collection of fixed points that can be organized into three classes as shown in Table 1. The parameters a, b, c and r, s, t used in specifying the boundary fixed points are chosen from the set $\{1, 2, 3\}$ with elimination. For example, one of the 36 fixed points sets $r = 1, s = 2$ and $t = 3$ and $a = 2, b = 3$ and $c = 1$ to obtain the fixed point: $x_{1,1} = 0, x_{1,2} = p, x_{1,3} = 1 - p, x_{2,1} = 0, x_{2,2} = \frac{1}{3}(2 - 3p), x_{2,3} = \frac{1}{3}(1 + 3p)$ and $x_{3,1} = \frac{2}{3}, x_{3,2} = 0, x_{3,3} = \frac{1}{3}$ for $p \in [0, \frac{2}{3}]$. We can

Strategy Type	Fixed Points
Pure Strategy	$\mathbf{x}_1 = \mathbf{e}_{i_1}, \mathbf{x}_2 = \mathbf{e}_{i_2},$ $\mathbf{x}_3 = \mathbf{e}_{i_3}$
Boundary	$x_{ra} = p, x_{rb} = 1 - p,$ $x_{rc} = 0$ $x_{sa} = \frac{1}{3}(2 - 3p),$ $x_{sb} = \frac{1}{3}(1 + 3p), x_{sc} = 0$ $x_{ta} = 0, x_{tb} = \frac{1}{3}, x_{tc} = \frac{2}{3}$
Interior	$\mathbf{x}_1 = \mathbf{x}_2 = \mathbf{x}_3 = \langle \frac{1}{3}, \frac{1}{3}, \frac{1}{3} \rangle$

Table 1: The three classes of fixed points in the rock-paper-scissors replicator dynamic produce an infinite set of possible fixed points.

analyze the stability of the fixed points using a reduced dimensional representation by eliminating the redundant equation and variables; i.e., letting $x_{i,3} = 1 - x_{i,1} - x_{i,2}$ for $i \in \{1, 2, 3\}$.

The set of eigenvalues of the Jacobian matrix varies slightly depending on the pure strategy type (e.g., whether the pure strategy contain a representative rock, paper and scissors). Ignoring multiplicities, the possible sets of eigenvalues are:

$$\Lambda_{\text{pure}} \in \{ \{ \pm 2 \}, \{ -4, \pm 2, 1 \}, \{ 4, \pm 2, -1 \}, \{ \pm 1 \} \}$$

Thus, the pure strategies are hyperbolic with a non-empty unstable manifold. The eigenvalues of the Jacobian matrix about the fixed points on the boundary fall into two classes. and (ignoring multiplicities):

$$\Lambda_{\text{boundary}} \in \left\{ \left\{ -2, 0, 3p, 2 - 3p, \pm \frac{2}{3}\sqrt{\sigma} \right\}, \left\{ 2, 0, -3p, -2 + 3p, \pm \frac{2}{3}\sqrt{\sigma} \right\} \right\}$$

where $\sigma = 9p^2 - 6p - 1$. Since $p \in [0, \frac{2}{3}]$, $\sigma \leq 0$, and therefore, these fixed points have stable and unstable manifolds as well (possibly) as slow and center manifolds because $\sqrt{\sigma}$ is pure imaginary. After discussing the interior fixed point, we show a that this system has a special property that allows us to avoid complicated analysis in this case.

The eigenvalues of Jacobian matrix of the interior fixed point with multiplicities are:

$$\Lambda_{\text{int}} = \left\{ \pm \frac{2i}{\sqrt{3}}, \pm \frac{i}{\sqrt{3}} \right\}.$$

As we show in the main text, this must be an elliptic fixed point because the divergence of the phase flow is zero everywhere. This also allows us to conclude that the boundary fixed points are non-attracting (i.e., hyperbolic).

As a consequence of volume preservation on the interior of the state space, the following quantity is also conserved in the network replicator with RPS on K_3 :

$$\tau = \prod_{i=1}^3 \prod_{j=1}^3 x_{ij}.$$

This is a novel extension of conservation of strategy products observed in [37]. It is also a variation on the result in [11] which argues that the replicator on two species preserves a certain volume form; in our case, the volume form is the classical Euclidean volume, consistent with the form of τ .

D Sensitive Dependence on Initial Conditions

To measure the sensitive dependence on initial conditions, we computed the entropy of symbolized trajectories with varying initial conditions for the strategy at Vertex 1. The strategies of the other two vertices were initialized at the interior fixed point $\langle \frac{1}{3}, \frac{1}{3}, \frac{1}{3} \rangle$. To symbolize, space was broken into $\frac{1}{10} \times \frac{1}{10}$ grids. Then a path $\gamma = (x_{11}[t], x_{12}[t], x_{13}[t])$ for $t \in [0, 1000]$ was converted into the corresponding sequence of grids. The ratio of the entropy of this sequence to the possible maximum entropy (of a uniform random variable) was then computed. The results are shown in Fig. 4b of the main text using a temperature scale. When orbits are started close to the interior fixed point, they remain close to that fixed point and consequently have lower entropy. As the initial condition of Vertex 1 is moved closer to the boundary, the orbit becomes more chaotic and the entropy approaches that of a uniform random variable. Close observation of the figure shows color striation indicative of nested behavior boundaries, as would be expected.

To see this effect in specific, Fig. 6 shows $\mathbf{x}_{1,1}(t)$ when started from two nearby starting points:

$$\begin{aligned} \mathbf{x}_1(0) &= \mathbf{x}_2(0) = \mathbf{x}_3(0) = \left\langle \frac{9}{10}, \frac{5}{100}, \frac{5}{100} \right\rangle \\ \mathbf{x}'_1(0) &= \left\langle \frac{901}{1000}, \frac{495}{1000}, \frac{495}{1000} \right\rangle, \\ \mathbf{x}'_2(0) &= \mathbf{x}'_3(0) = \left\langle \frac{9}{10}, \frac{5}{100}, \frac{5}{100} \right\rangle \end{aligned}$$

As we expect from a chaotic system, the solutions start close to each other, but after $t = 150$, the dynamics begin to diverge substantially.

D.1 Transition to Chaos in Solution Spectra

The transition from simple (quasi) periodic motion near the fixed point to chaotic motion close to the boundary can be illustrated by an analysis of the spectra of one of the solution components. In Fig. 7 the spectrum of $x_{11}(t)$ is computed using a sampling rate of 100Hz. The initial condition of the dynamical system is constructed so that:

$$\mathbf{x}_2(0) = \mathbf{x}_3(0) = \left\langle \frac{1}{3}, \frac{1}{3}, \frac{1}{3} \right\rangle,$$

while $\mathbf{x}_1(0)$ is constructed so that:

$$x_{12}(0) = x_{13}(0) = \frac{1}{2} (1 - x_{11}(0))$$

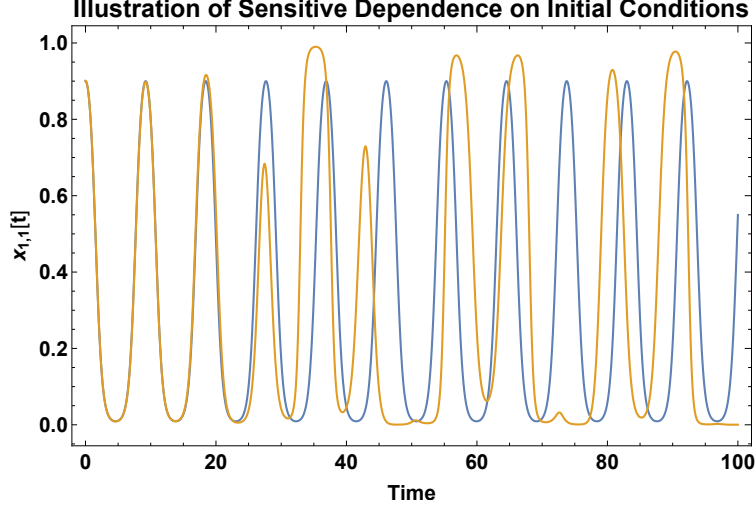


Figure 6: Sensitive dependence on initial conditions is illustrated for the network replicator with RPS on K_3 .

and $x_{11}(0)$ is chosen in the set $\{0.35, 0.6, 0.8, 0.9, 0.99\}$. Near the fixed point the spectrum shows two dominant frequencies and the orbit is periodic. As $x_{11}(0)$ increase (toward the boundary), additional frequency components enter the signal. The periodic signal becomes quasi-periodic as the orbit traces out a high-dimensional surface. Interestingly, the signal continues to exhibit these wild swings back toward its initial value. However, this behavior changes after $t = 400$ when $x_{11}(0) = 0.99$. In this case, a new behavioral regime is entered. We note that the spectrum at this point is rich with frequencies and is consistent with the spectra of other chaotic signals (see e.g., Page 60-61 of [38]).

E Neutrally Stable Orbits

Within the dynamics, one can identify neutrally stable cycles that start arbitrarily far from the interior fixed point as well. Simply requiring $x_{1,r}(t) = x_{2,r}(t) = x_{3,r}(t)$ for $r = 1, 2, 3$, the resulting dynamical system has solution curves identical to those of simple ordinary RPS with the replicator dynamic. However, these are not the only neutrally stable cycles that can emerge. Within the chaotic dynamics of the system, there are neutrally stable closed orbits that are identical to the orbits of traditional rock-paper-scissors running backwards in time. To see this, note that if we impose the restriction:

$$x_{1,1}(t) = x_{2,2}(t) = x_{3,3}(t) \quad (19)$$

$$x_{1,2}(t) = x_{2,3}(t) = x_{3,1}(t) \quad (20)$$

$$x_{1,3}(t) = x_{2,1}(t) = x_{3,2}(t) \quad (21)$$

then the system of nine differential equations in the network replicator collapses to a system of three differential:

$$\dot{x}_{1,1} = x_{1,1} (x_{1,2} - x_{1,3}) \quad (22)$$

$$\dot{x}_{1,2} = x_{1,2} (-x_{1,1} + x_{1,3}) \quad (23)$$

$$\dot{x}_{1,3} = x_{1,3} (x_{1,1} - x_{1,2}) \quad (24)$$

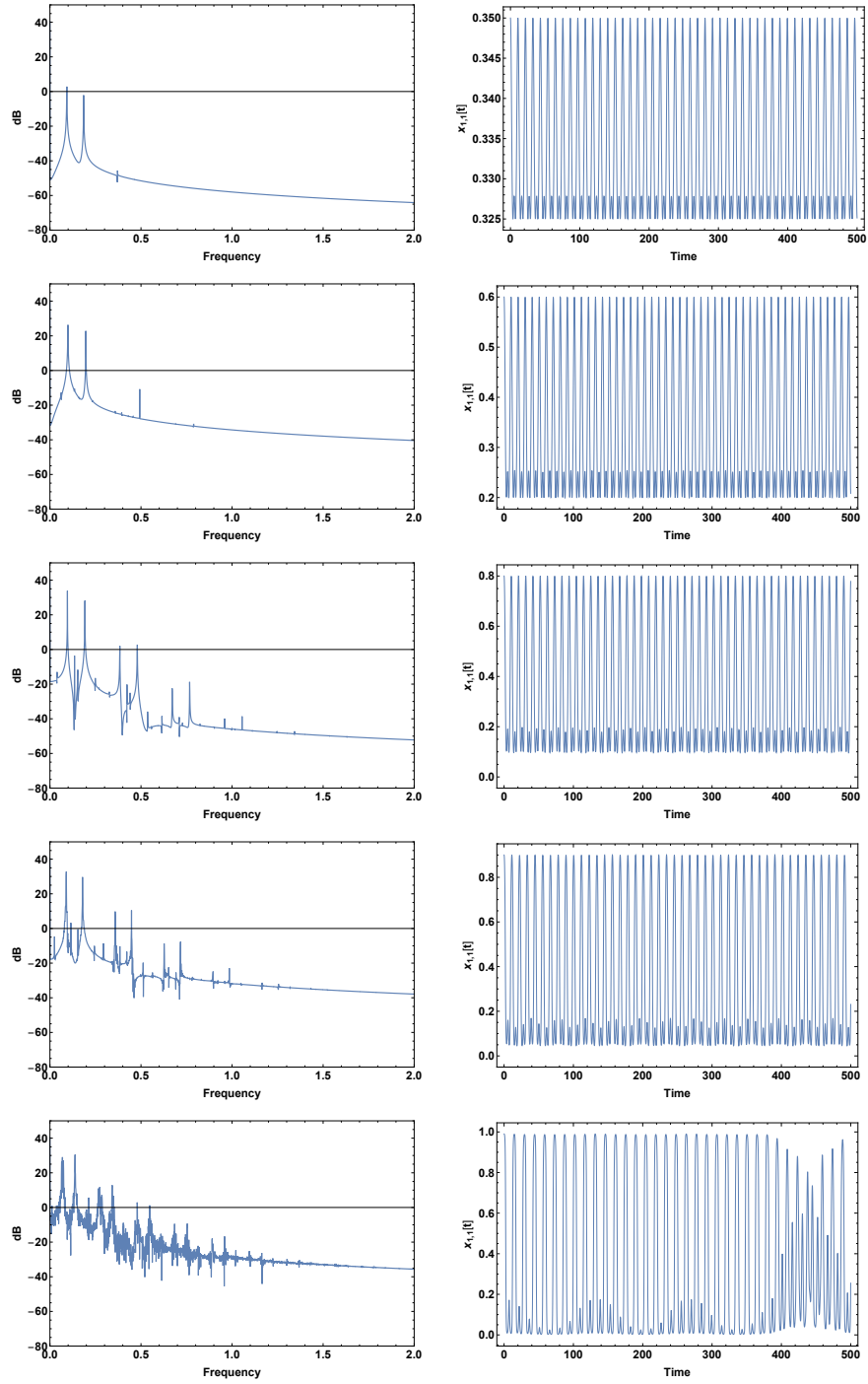


Figure 7: The figure illustrates the transition from periodic solutions close to the interior fixed point to a chaotic solution far from the fixed point. In this figure $\mathbf{x}_2(0) = \mathbf{x}_3(0) = \langle \frac{1}{3}, \frac{1}{3}, \frac{1}{3} \rangle$. While $\mathbf{x}_1(0)$ is constructed so that $x_{12}(0) = x_{13}(0) = \frac{1}{2}(1 - x_{11}(0))$ always and $x_{11}(0)$ is chosen in the set $\{0.35, 0.6, 0.8, 0.9, 0.99\}$.

Since the strategies are in order of rock, paper, scissors, these dynamics are precisely the negative of the evolutionary ordinary RPS replicator dynamics; i.e., there are solution curves in this system that cause the ordinary RPS dynamics to run backwards in time for each vertex. Any initial condition satisfying Eqs. (19) to (21) will lead to such curves. This is shown in Fig. 8. This

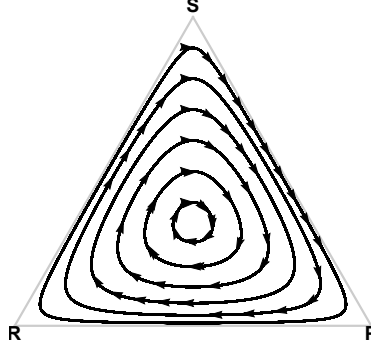


Figure 8: A set of neutrally stable orbits exists within the chaotic dynamics of RPS in the network replicator on K_3 . These orbits act like ordinary RPS in the replicator running backwards in time.

behavior was somewhat surprising, since it runs counter to the ordinary expectation that rock will promote its predator paper, which in turn will promote scissors. The phenomenon can be explained by noting that the populations at the vertices are not self-interacting. Therefore, when Eqs. (19) to (21) hold, then (e.g.) the population of scissors must be growing at the vertex dominated by rock that is adjacent to the vertex dominated by paper. Thus the observed behavior at each vertex will operate in reverse from the ordinary RPS [7]. However, spatially, the strategies will move around K_3 in a manner consistent with classical RPS. To see this, re-write Eqs. (22) to (24) using Eqs. (19) to (21) to obtain:

$$\dot{x}_{1,k} = x_{1,1} (-x_{2,k} + x_{3,k}) \quad (25)$$

$$\dot{x}_{2,k} = x_{2,1} (-x_{3,k} + x_{1,k}) \quad (26)$$

$$\dot{x}_{3,k} = x_{3,1} (-x_{1,k} + x_{2,k}) \quad (27)$$

for $k = 1, 2, 3$. These are the ordinary RPS equations when Vertex 1 acts as rock, Vertex 2 acts as paper and Vertex 3 acts as scissors. The phase portraits for the strategies are shown in Fig. 9 showing the strategies cycling among the vertices of K_3 and cycling in the opposite direction of the trajectories in Fig. 8.

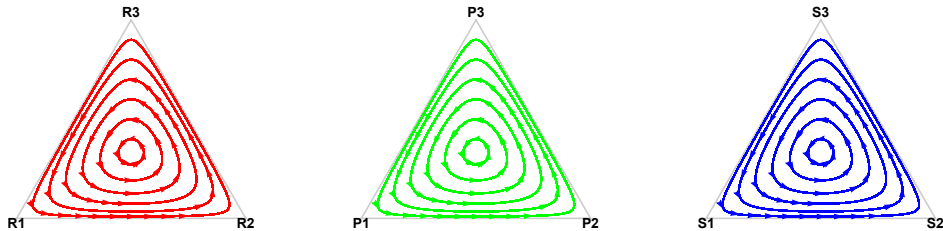


Figure 9: Phase portraits for the ternary transform of $(x_{1,k}, x_{2,k}, x_{3,k})$ illustrating spatial “chasing” around the graph.

F Detailed Derivation of the Generalized Hamiltonian

We show that the general system is not a simple Hamiltonian system, but a generalized Hamiltonian system [39]. (We note this expression is similar to Eq. (6) of [40]), which also satisfies Liouville's Theorem.) To see this, we apply the analysis in [12] in which strategy 3 (scissors) is divided out, leaving (again) a 6 dimensional system. In full generality, suppose we have an m strategy game on a graph $G = (V, E)$ with $|V| = n$. Define:

$$y_{i,j} = \frac{x_{i,j}}{x_{i,m}} \quad i \in \{1, \dots, n\}, j \in \{1, \dots, m-1\}$$

then by substitution and the quotient rule we have:

$$\dot{y}_{i,j} = \frac{x_{i,j}}{x_{i,m}} \left(\sum_{k \in N(i)} (\mathbf{e}_j - \mathbf{e}_m) \cdot \mathbf{A} \mathbf{x}_k \right) = \frac{x_{i,j}}{x_{i,m}} \left(\sum_{k \in N(i)} x_{k,m} (\mathbf{e}_j - \mathbf{e}_m) \cdot \mathbf{A} \frac{\mathbf{x}_k}{x_{k,m}} \right). \quad (28)$$

Necessarily, $y_{i,m} = 1$ and therefore $\dot{y}_{i,m} = 0$, which we will henceforth ignore. Note that:

$$\frac{1}{x_{k,m}} = 1 + \sum_{l \neq m} \frac{x_{k,l}}{x_{k,m}} \quad (29)$$

because $x_{k,1} + \dots + x_{k,m} = 1$. Substituting Eq. (29) into Eq. (28) and noting that $y_{k,j} = x_{k,j}/x_{k,m}$ everywhere yields:

$$\dot{y}_{i,j} = y_{i,j} \left(\sum_{k \in N(i)} \frac{(\mathbf{e}_j - \mathbf{e}_m) \cdot \mathbf{A} \mathbf{y}_k}{1 + \sum_{l \neq m} y_{k,l}} \right) \quad (30)$$

Making the substitution:

$$u_{i,j} = \log(y_{i,j})$$

and noting that:

$$\dot{u}_{i,j} = \frac{\dot{y}_{i,j}}{y_{i,j}},$$

we see that:

$$\dot{u}_{i,j} = \sum_{k \in N(i)} \frac{(\mathbf{e}_j - \mathbf{e}_m) \cdot \mathbf{A} \exp(\mathbf{u}_k)}{1 + \sum_{l \neq m} \exp(u_{k,l})},$$

which is Eq. (7).

We now construct equations explicitly for RPS. We have:

$$\exp(\mathbf{u}_k) = \begin{bmatrix} e^{u_{k,1}} \\ e^{u_{k,2}} \\ 1 \end{bmatrix}$$

because $y_{k,3} \equiv 1$ and $u_{k,3} = \log(y_{k,3}) = 0$. Substituting this into Eq. (7) yields:

$$\dot{u}_{i,1} = \sum_{k \in N(i)} \frac{e^{u_{k,1}} - 2e^{u_{k,2}} + 1}{1 + e^{u_{k,1}} + e^{u_{k,2}}} \quad (31)$$

$$\dot{u}_{i,2} = \sum_{k \in N(i)} \frac{2e^{u_{k,1}} - e^{u_{k,2}} - 1}{1 + e^{u_{k,1}} + e^{u_{k,2}}} \quad (32)$$

In general note that:

$$\frac{e^u - 2e^v + 1}{1 + e^u + e^v} = \frac{1 + e^u + e^v}{1 + e^u + e^v} + \frac{-3e^v}{1 + e^u + e^v} = 1 - \frac{3e^v}{1 + e^u + e^v}$$

and

$$\frac{2e^u - e^v - 1}{1 + e^u + e^v} = \frac{3e^u}{1 + e^u + e^v} - \frac{1 + e^u + e^v}{1 + e^u + e^v} = -1 + \frac{3e^u}{1 + e^u + e^v}$$

Applying these identities to yields:

$$\begin{aligned}\dot{u}_{i,1} &= \sum_{k \in N(i)} \left(1 - \frac{3e^{u_{k,2}}}{1 + e^{u_{k,1} + u_{k,2}}} \right) \\ \dot{u}_{i,2} &= \sum_{k \in N(i)} \left(-1 + \frac{3e^{u_{k,1}}}{1 + e^{u_{k,1} + u_{k,2}}} \right)\end{aligned}$$

as required. It is now straightforward to see that the Hamiltonian given in Eq. 9 of the main text:

$$\mathcal{H} = \sum_i \sum_j u_{i,j} - \sum_i 3 \log(1 + e^{u_{i,1}} + e^{u_{i,2}})$$

has the property that:

$$\forall i \begin{cases} \dot{u}_{i,1} = \sum_{k \in N(i)} \frac{\partial \mathcal{H}}{\partial u_{k,2}} \\ \dot{u}_{i,2} = \sum_{k \in N(i)} -\frac{\partial \mathcal{H}}{\partial u_{k,1}} \end{cases}$$

as given in Eq. 10 of the main text. Thus the system is a generalized Hamiltonian system obeying Liouville's Theorem.

G Linearization of RPS on K_4 near the Interior Fixed Point

We briefly show that as in the case for K_3 , near the fixed point the network replicator with RPS on K_4 behaves as a degenerate Hamiltonian system. First set $x_{i,3} = 1 - x_{i,1} - x_{i,2}$ for all i . This reduces the dimension of the dynamical system from 12 to 8. Linearizing about the interior fixed point we see:

$$\dot{x}_{i,1} = -\frac{1}{3} \left(\sum_{k \neq i} x_{k,1} + 2x_{k,2} \right) \quad (33)$$

$$\dot{x}_{i,2} = \frac{1}{3} \left(\sum_{k \neq i} 2x_{k,1} + x_{k,2} \right) \quad (34)$$

As conjugate momenta, define:

$$p_{i,1} = \sum_{k \neq i} x_{k,2} \quad (35)$$

$$p_{i,2} = \sum_{k \neq i} x_{k,1} \quad (36)$$

Then we see that:

$$\dot{x}_{i,1} = -\frac{1}{3} (p_{i,1} + 2p_{i,2}) \quad (37)$$

$$\dot{x}_{i,2} = \frac{1}{3} (2p_{i,1} + p_{i,2}) \quad (38)$$

$$\dot{p}_{i,1} = \frac{1}{3} \left(6x_{i,1} + 3x_{i,2} + \sum_{k \neq i} 4x_{j,1} + \sum_{k \neq i} 2x_{j,2} \right) \quad (39)$$

$$\dot{p}_{i,2} = \frac{1}{3} \left(3x_{i,1} + 6x_{i,2} + \sum_{k \neq i} 2x_{j,1} + \sum_{k \neq i} 4x_{j,2} \right) \quad (40)$$

It is possible to construct an explicit Hamiltonian:

$$\mathcal{H} = \frac{1}{3} \left(\sum_i p_{i,1}^2 + p_{i,2}^2 + p_{i,1}p_{i,2} + \sum_i 3x_{i,1}^2 + 3x_{i,2}^2 + \sum_i 3x_{i,1}x_{i,2} + \sum_i \sum_{j>i} 4x_{i,1}x_{j,1} + \sum_i \sum_{j>i} 4x_{i,2}x_{j,2} + \sum_i \sum_{j>i} 2x_{i,1}x_{j,2} + \sum_i \sum_{j>i} 2x_{i,2}x_{j,1} \right) \quad (41)$$

However the fact that the time derivatives of the conjugate momenta can be expressed solely in terms of the state variables and the time derivatives of the state variables can be expressed solely in terms of the conjugate momenta is sufficient to show that the system is a Hamiltonian system.

References

- [1] P. D. Taylor and L. B. Jonker, “Evolutionary stable strategies and game dynamics,” *Mathematical Biosciences*, vol. 40, no. 1-2, pp. 145–156, 1978.
- [2] E. C. Zeeman, “Population dynamics from game theory,” in *Global Theory of Dynamical Systems*, ser. Springer Lecture Notes in Mathematics. Springer, 1980, no. 819.
- [3] P. Schuster and K. Sigmund, “Replicator dynamics,” *Journal of Theoretical Biology*, vol. 100, no. 3, pp. 533–538, 1983.
- [4] M. A. Nowak and R. M. May, “Evolutionary games and spatial chaos,” *Nature*, vol. 359, no. 6398, p. 826, 1992.
- [5] J. W. Weibull, *Evolutionary Game Theory*. MIT Press, 1997.
- [6] J. Hofbauer and K. Sigmund, *Evolutionary Games and Population Dynamics*. Cambridge University Press, 1998.
- [7] —, “Evolutionary Game Dynamics,” *Bulletin of the American Mathematical Society*, vol. 40, no. 4, pp. 479–519, 2003.
- [8] M. A. Nowak and K. Sigmund, “Evolutionary dynamics of biological games,” *Science*, vol. 303, no. 5659, pp. 793–799, 2004.
- [9] G. B. Ermentrout, C. Griffin, and A. Belmonte, “Transition matrix model for evolutionary game dynamics,” *Phys. Rev. E*, vol. 93, no. 032138, 2016.

- [10] D. Friedman and B. Sinervo, *Evolutionary games in natural, social, and virtual worlds*. Oxford University Press, 2016.
- [11] I. Eshel and E. Akin, “Cevolutionary instability of mixed nash solutions,” *Journal of mathematical biology*, vol. 18, no. 2, pp. 123–133, 1983.
- [12] J. Hofbauer, “Evolutionary dynamics for bimatrix games: A Hamiltonian system?” *J. Math. Bio.*, vol. 34, pp. 675–688, 1996.
- [13] Y. Sato, E. Akiyama, and J. D. Farmer, “Chaos in learning a simple two-person game,” *Proceedings of the National Academy of Sciences*, vol. 99, no. 7, pp. 4748–4751, 2002.
- [14] W. H. Sandholm, *Population Games and Evolutionary Dynamics*. MIT Press, Boston, 2010.
- [15] A. Traulsen, J. C. Claussen, and C. Hauert, “Coevolutionary dynamics: From finite to infinite populations,” *Phys. Rev. Lett.*, vol. 95, p. 238701, Dec 2005. [Online]. Available: <https://link.aps.org/doi/10.1103/PhysRevLett.95.238701>
- [16] H. N. Alishah and P. Duarte, “Hamiltonian evolutionary games,” *Journal of Dynamics and Games*, vol. 2, no. 1, pp. 33–49, 2014.
- [17] E. Paulson and C. Griffin, “Cooperation can emerge in prisoner’s dilemma from a multi-species predator prey replicator dynamic,” *Mathematical Biosciences*, vol. 278, pp. 56 – 62, 2016.
- [18] B. Skyrms, “Chaos in game dynamics,” *Journal of Logic, Language and Information*, vol. 1, no. 2, pp. 111–130, Jun 1992.
- [19] H. Ohtsuki and M. A. Nowak, “The replicator equation on graphs,” *Journal of Theoretical Biology*, vol. 243, no. 1, pp. 86 – 97, 2006.
- [20] G. Szabó and G. Fáth, “Evolutionary games on graphs,” *Physics Reports*, vol. 446, no. 4, pp. 97 – 216, 2007.
- [21] C. Qiu, A. C. Squicciarini, C. Griffin, and P. Umar, “Combating behavioral deviance via user behavior control,” in *Proceedings of the 17th International Conference on Autonomous Agents and MultiAgent Systems, AAMAS 2018, Stockholm, Sweden, July 10-15, 2018*, 2018, pp. 202–210.
- [22] Y. Sato and J. P. Crutchfield, “Coupled replicator equations for the dynamics of learning in multiagent systems,” *Physical Review E*, vol. 67, no. 1, p. 015206, 2003.
- [23] Y. Sato, E. Akiyama, and J. P. Crutchfield, “Stability and diversity in collective adaptation,” *Physica D: Nonlinear Phenomena*, vol. 210, no. 1-2, pp. 21–57, 2005.
- [24] E. Mojica-Nava, C. A. Macana, and N. Quijano, “Dynamic population games for optimal dispatch on hierarchical microgrid control,” *IEEE Transactions on Systems, Man, and Cybernetics: Systems*, vol. 44, no. 3, pp. 306–317, 2014.
- [25] G. Obando, A. Pantoja, and N. Quijano, “Building temperature control based on population dynamics,” *IEEE Transactions on Control Systems Technology*, vol. 22, no. 1, pp. 404–412, 2014.
- [26] D. Madeo and C. Mocenni, “Game interactions and dynamics on networked populations,” *IEEE Transactions on Automatic Control*, vol. 60, no. 7, pp. 1801–1810, July 2015.

- [27] J. R. Riehl and M. Cao, “Towards optimal control of evolutionary games on networks,” *IEEE Transactions on Automatic Control*, vol. 62, no. 1, pp. 458–462, Jan 2017.
- [28] J. Barreiro-Gomez, G. Obando, and N. Quijano, “Distributed population dynamics: Optimization and control applications,” *IEEE Transactions on Systems, Man, and Cybernetics: Systems*, vol. 47, no. 2, pp. 304–314, Feb 2017.
- [29] S. Strogatz, *Nonlinear Dynamics and Chaos*, 2nd ed. CRC Press, 2014.
- [30] A. Wolf, J. B. Swift, H. L. Swinney, and J. A. Vastano, “Determining lyapunov exponents from a time series,” *Physica D: Nonlinear Phenomena*, vol. 16, no. 3, pp. 285 – 317, 1985.
- [31] M. Sandri, “Numerical calculation of lyapunov exponents,” *The Mathematica Journal*, vol. 6, no. 3, pp. 74–84, 1996.
- [32] H. Binous and N. Zakia, “An improved method for lyapunov exponents computation,” Wolfram Library Archive [<http://library.wolfram.com/infocenter/MathSource/7109/>], March 2008.
- [33] C. Klausmeier, “Misc. communication,” <https://mathematica.stackexchange.com/questions/17593/lyapunov-exponent>, November 6 2018.
- [34] R. Shaw, “Strange attractors, chaotic behavior, and information flow,” *Z. Naturforsch.*, vol. 36, no. a, pp. 80–112, 1981.
- [35] M. Sergei *et al.*, *Chaos and gauge field theory*. World Scientific, 1995, vol. 56.
- [36] R. Karp, “Reducibility among combinatorial problems,” in *Complexity of Computer Computations*, R. E. Miller and J. W. Thatcher, Eds., 1972, pp. 85–103.
- [37] E. Akin and V. Losert, “Evolutionary dynamics of zero-sum games,” *J. Math. Bio.*, vol. 20, pp. 231–258, 1984.
- [38] G. L. Baker and J. P. Gollub, *Chaotic dynamics: an introduction*. Cambridge University Press, 1996.
- [39] A. M. Perelomov, *Integrable systems of classical mechanics and Lie algebras*. Birkhäuser, 1990.
- [40] Y. Nambu, “Generalized hamiltonian dynamics,” *Physical Review D*, vol. 7, no. 8, pp. 2405–2412, 1973.