

# Memory effects in a gas of viscoelastic particles

E. Mompó<sup>1</sup>, M. A. López Castaño<sup>2</sup>, A. Torrente<sup>1</sup>, F. Vega Reyes<sup>2</sup>, A. Lasanta<sup>1,3\*</sup>

1: Gregorio Millán Institute of Fluid Dynamics, Nanoscience and Industrial Mathematics, Department of Materials Science and Engineering and Chemical Engineering, Universidad Carlos III de Madrid, 28911 Leganés, Spain;

2: Departamento de Física and Instituto de Computación Científica Avanzada (ICCAEx), Universidad de Extremadura, 06071 Badajoz, Spain;

3: Departamento de Álgebra. Facultad de Educación, Economía y Tecnología de Ceuta, Universidad de Granada, Cortadura del Valle, s/n. E-51001 Ceuta, Spain

E-mail: \*[alasanta@ugr.es](mailto:alasanta@ugr.es)

**Abstract.** We study a granular gas of viscoelastic particles, i.e, the kinetic energy loss upon collision, characteristic of granular materials, is a function of the particles relative velocities at impact. In order to characterize thermal memory in this system, we study the temperature relaxation curves when the granular gas is subject to sudden thermostat changes (the gas is heated homogeneously by means of a white noise). Results show that the system may display anomalous cooling and heating velocities at early times. In particular, a significant *Mpemba effect* is present; i.e., an initially hotter/cooler granular gas can cool down/heat up faster than an in comparison cooler/hotter granular gas. Moreover, a non-monotonic relaxation of the granular temperature can also be observed (also known as *Kovacs effect*) when the granular gas undergoes a certain protocol that sets it at a temperature equal to its long-time value. We study our system via three independent methods: theoretical solution, molecular dynamics simulations and exact numerical solution of the kinetic equation (obtained by means of the Direct Monte Carlo simulation method). We find a good agreement between all three methods.

*Keywords:* granular gases, memory effects. Submitted to: *J. Phys. A: Math. Gen.*

## 1. Introduction

Recently, observations in a number of systems have increasingly drawn a renewed attention on two –apparently– paradoxical thermal behaviors, known as the Mpemba effect (ME) and the Kovacs effect (KE) [1], which are referred to as *thermal memory effects* [2]. The memory of a system can be described as its ability to encode, access and

erase signatures of past history in its current state, which is typically related to a far-from-equilibrium behavior [2]. In this work we study the existence of both the ME and the KE in dilute granular fluids, which are complex systems formed by a large number of particles of macroscopic size that undergo instantaneous binary inelastic collisions, so that mechanical energy is not conserved.

The ME may be characterized in granular gases as follows: an initially hotter sample can eventually cool faster than an initially comparatively warmer one, when both put in contact with a granular temperature source that is cooler than both samples [3].

Traditional culture has been aware of the ME in water undergoing freezing since a very long time ago, although it was systematically studied in a scientific work only more recently. In particular, the effect owes its name to high-school student Erasto B. Mpemba, who noticed and measured the effect in milk while making ice-cream in a high-school lab. A complete account of the experimental observations (also with water experiments) was later published by Erasto B. Mpemba in collaboration with Prof. Osborne [4]. And yet the explanation of the underlying physical mechanism triggering the effect has remained elusive for long.

However, rather recently, Lu and Raz showed that the ME should always be present in Markovian processes [5]. In fact, they also proved that there exists also an inverse ME; i.e., a sample of a system that is colder than another sample may heat up faster when both are put in contact with the same hotter temperature source. The inverse ME existence was shortly after confirmed in granular gases in an independent work by other authors [3].

In addition, the ME has been found in theoretical models such as non-Markovian mean-field systems [6], driven granular Maxwell gases [7], Ising's antiferromagnetic models [8, 9], quantum spin models [10] and other systems like carbon nanotube resonators [11], clathrate hydrates [12], spin glasses, [13] and liquid water (not involving a phase transition) [14], –this last work dissipating doubts about the existence of the ME in water [15]. It has also emerged in denser confined granular systems [16] and in granular gases with rotational degrees of freedom [17]. Moreover, in this recent work it was shown that the ME may become huge if the rotations in the particles are taken into account.

Therefore, the existence of the ME in granular matter seems to be well established –at least from a theoretical point of view, since experimental evidence is still lacking–. Thus, prior to searching for an experimental evidence of the ME in granular matter, a verification of the theoretical predictions for models that are closer to the actual experimental conditions is pertinent.

In effect, the collisional models used to describe the ME in granular fluids (inelastic hard particles [3]) so far do not take into consideration the experimental evidence that collisions usually depend on the particles relative velocities on impact. These particle models may actually be seen as reductions of the Walton collisional model [18]. This model takes into account the velocity dependence only through the friction coefficient, which depends on the impact angle, for sufficiently small grazing angles [19, 20]. In

turn, Walton's model is a simplification of the theory by Maw, Barber, and Fawcett [21] (although the work by Walton does incorporate the kinetic energy loss during collisions), which is an extension of Hertz's theory for elastic contacts [21, 22], and which includes the effects of oblique impact in detail. Walton's model makes a fair enough description for the experimental conditions of collisions in a variety of hard materials (such as metals) [20] but in general, it is known that the normal component of the post-collisional relative velocity depends significantly on the impact velocity absolute value. In this sense, Brilliantov, Pöschel and collaborators worked on collisional models for inelastic particles [23, 24] where the kinetic energy loss upon collision is considered to be dependent on the impact velocity (henceforth, the model is referred to as *viscoelastic particles* model) [24].

On a different note, there is also an extensive literature on the KE, which was originally detected by André J. Kovacs and co-workers [25, 26] in a polymer system, in an experiment described as follows. A sample of polyvinyl acetate, initially in a thermal equilibrium state (with known temperature  $T_0$ ) is subject to a temperature quench, to a value  $T_1 \ll T_0$ . While the polymer is still relaxing towards the new equilibrium state, the temperature is suddenly increased, at a (waiting) time  $t_w$ , to an intermediate value  $T_{st}$ , with  $T_1 < T_{st} < T_0$ . This temperature  $T_{st}$  is maintained stationary until the polymer reaches a final equilibrium state. The trick in their set of experiments is that when  $T_{st}$  is applied at time  $t_w$ , the instantaneous volume  $V(t = t_w)$  equals the stationary value that the volume should have for  $T_{st}$ ; i.e.,  $V(t = t_w, T_{st}) = V_{st}$ . In this way, both  $T(t = t_w)$  and  $V(t = t_w)$  coincide with their stationary value and hence, as temperature is kept by means of a temperature source, no further evolution for the volume would be expected. Instead, the volume follows a non-monotonic time evolution; in this case what Kovacs and co-workers observed was that the volume rebounds up to a maximum, decreasing afterwards towards its final equilibrium value  $V_{st} = V(t = t_w)$ .

This non-monotonic behavior, later denominated *Kovacs hump*, consists therefore in the volume reaching *one* maximum before returning to its equilibrium value  $V_{st}$ . As these authors explained, such a behavior is due to the fact that the polymer has a complex dynamics and there are additional relevant variables (other than volume and temperature) involved in the relaxation process, these being coupled with each other and with the temperature [26].

A similar effect has been observed in the temperature time evolution of granular fluids subject to a sudden temperature change [27, 28, 29, 30]. The granular fluid dynamics is in this case simpler (density and volume are maintained constant throughout the process). Yet, the temperature evolution is coupled with higher moments in the particle distribution function, thus allowing for memory effects during fast transients [30].

Nevertheless, the KE behavior came up being actually more complex in granular fluids, displaying a hump upwards, analogous to the hump encountered in the original work by Kovacs –and thus called henceforth *normal hump*– for small inelasticities; and an *anomalous hump* downwards, consisting in further cooling after the bath temperature

is fixed during a cooling transient in systems with high inelasticities [27, 30, 28].

Recently, the KE has been reported in several other complex systems such as glassy systems [31, 32] or active matter [33]; thus, one could expect this memory effect to appear in other real systems. However, the collisional models in these works have neglected the effects of impact velocity in the collision inelasticity.

Therefore, we will analyze in this work the conditions for the ME and KE to appear in the more realistic viscoelastic model for inelastic particles. In the next section we describe our system and the theoretical basis in more detail. Section 3 is devoted to the analysis of our results involving the presence of a clear Mpemba-like effect in our viscoelastic granular system, where we have considered both a cooling and a heating protocol. In Section 4 we investigate the existence of a Kovacs-like effect and its relationship with the parameters characterizing the system. Finally, Section 5 is dedicated to discussion and final conclusions.

## 2. System and time evolution equations

We consider a system of thermalized grains, with a very low particle density –accounted by the number density  $n$ – at all times, so that contacts occur only between two particles and contact time is infinitesimal; i.e., contacts are reduced to instantaneous binary collisions [34]. All particles are identical spheres of mass  $m$  and diameter  $\sigma$  and, apart from having a mesoscopic size, there is no restriction regarding the value of their diameter.

Further, collisions between particles are *inelastic* –i.e., energy is not preserved– and are modeled so that the effects of relative velocity at impact are taken into account [24].

In particular, a velocity-dependent restitution coefficient, given by

$$\epsilon = 1 - C_1 A \alpha^{2/5} |v_{12} \cdot e|^{1/5} + C_2 A^2 \alpha^{4/5} |v_{12} \cdot e|^{2/5} \mp \dots \quad (1)$$

can be obtained as in [23], with  $A$  the –material dependent– dissipative constant,  $\alpha = \left(\frac{3}{2}\right)^{3/2} \frac{Y\sqrt{\sigma}}{m(1-\nu^2)}$ ,  $Y$  the Young modulus,  $\nu$  the Poisson ratio and  $C_1 = 1.15344$  and  $C_2 = 0.79825$  known constants; the terms containing higher powers of  $A$  can be neglected for  $A$  small enough. In summary, the restitution coefficient can be described as

$$\epsilon = 1 - \gamma_\nu |v_{12} \cdot e|^{1/5} + \gamma_\nu^2 |v_{12} \cdot e|^{2/5}, \quad (2)$$

where the known dissipative coefficient  $\gamma_\nu = C_1 A \alpha^{2/5}$  fully depends on the material properties.

Thermalization of grains is achieved by means of the action of a homogeneous stochastic force. Therefore, the evolution equations of our system can be described by the theory developed by Dubey, Bodrova, Puri and Brilliantov [35] which adopts the Hertz's model adapted for inelastic collisions into the kinetic equation of a granular gas under the action of a stochastic thermostat. In this case the thermostat has the form of a white noise [36],

$$\langle \mathbf{F}^{\text{wn}} \rangle = \mathbf{0}, \quad \langle \mathbf{F}_i^{\text{wn}}(t) \mathbf{F}_j^{\text{wn}}(t') \rangle = \delta_{ij} \delta(t - t') \xi_0^2 \mathbf{I}, \quad (3)$$

where  $\mathbf{I}$  is the  $3 \times 3$  unit matrix. As a consequence, and in a low density homogeneous system,

$$\frac{\partial f}{\partial t} = J[\mathbf{v}|f(t)] + \frac{\xi_0^2}{2} \frac{\partial^2 f(\mathbf{v}, t)}{\partial \mathbf{v}^2}, \quad (4)$$

in which  $J[\mathbf{v}|f(t)]$  is the Boltzmann collision integral for inelastic smooth hard spheres [34]; thus the system distribution function is described by a Boltzmann–Fokker–Planck equation.

The time evolution of the temperature  $T$  of a system with initial temperature  $T_0$ , and its first two Sonine coefficients (also called cumulants)  $a_2, a_3$  [37, 38] can be written as

$$\frac{dT}{dt} = -\frac{\widehat{\kappa}}{3} \mu_2 T^{\frac{3}{2}} + m \xi_0^2, \quad (5)$$

$$\frac{da_2}{dt} = \frac{2}{3} \widehat{\kappa} (1 + a_2) \mu_2 \sqrt{T} - \frac{2}{15} \widehat{\kappa} \mu_4 \sqrt{T} - 2 \frac{a_2}{T} m \xi_0^2, \quad (6)$$

$$\frac{da_3}{dt} = \widehat{\kappa} (1 - a_2 + a_3) \mu_2 \sqrt{T} - \frac{2}{5} \widehat{\kappa} \mu_4 \sqrt{T} + \frac{4}{105} \widehat{\kappa} \mu_6 \sqrt{T} - 3 \frac{a_3}{T} m \xi_0^2, \quad (7)$$

where the cumulants (in three-dimensional systems) are defined as [38]

$$a_2 = \frac{4}{15} \langle c^4 \rangle - 1, \quad a_3 = \frac{4}{5} \langle c^4 \rangle - \frac{8}{105} \langle c^6 \rangle - 2, \quad (8)$$

with  $c \equiv v/\sqrt{2T/m}$ , and  $\mu_p$  the  $p$ -th moment of the collision integral, linearized in [35] as:

$$\begin{aligned} \mu_p(T, a_2, a_3) = \sum_{k=0}^{20} & \left( M_k^{(p,0)} + M_k^{(p,2)} a_2 + M_k^{(p,3)} a_3 + M_k^{(p,22)} a_2^2 + \right. \\ & \left. + M_k^{(p,33)} a_3^2 + M_k^{(p,23)} a_2 a_3 \right) \left[ \frac{\gamma_\nu}{C_1} \left( \frac{2T}{m} \right)^{\frac{1}{10}} \right]^{\frac{k}{2}}. \end{aligned} \quad (9)$$

Here,  $M_k^{(p,j)}$  are known numerical constants and, for convenience, we have defined  $\widehat{\kappa} = 2\sqrt{2}g(n, \sigma)\sigma^2 n/\sqrt{m}$ , where  $g(n, \sigma)$  is the value of the pair correlation function at contact [24].

When a steady-state is reached, the system temperature and the velocity distribution function become time independent; we will label the parameters of the system at such a state with superindex “ $st$ ”. Then, equations (5)-(7) allow finding the analytical expression for the steady-state temperature  $T^{st}$ . By setting these equal to zero, we get  $\mu_2^{st} = \frac{3m\xi_0^2}{\widehat{\kappa}(T^{st})^{\frac{3}{2}}}$ , and, with some little algebra, the following system of equations:

$$T^{st} = \left[ \frac{3m\xi_0^2}{\widehat{\kappa}\mu_2^{st}} \right]^{\frac{2}{3}}, \quad (10)$$

$$\mu_4^{st} = 5\mu_2^{st}, \quad (11)$$

$$\mu_6^{st} = \frac{105}{4}(a_2^{st} + 1)\mu_2^{st}, \quad (12)$$

which can be solved numerically with a fixed point iteration scheme by means of the approximation given by equation (9).

In a system like the one described above, we can conduct both Mpemba-like and Kovacs-like experiments. The initial conditions triplet  $(T(0), a_2(0), a_3(0))$  used throughout this work are provided at particle level by an initial velocity distribution, where the particle velocity is expressed in spherical coordinates; the modulus  $v$  is randomly drawn out of a Gamma distribution  $f_{\alpha,0,\beta}(v^2)$ , whereas the angular parts are random variates of uniform distributions. The general definition of the Gamma distribution, in terms of the variable  $v^2$  is [39]

$$f_{\alpha,a,\beta}(v^2) = \begin{cases} \frac{1}{\Gamma(\alpha)\beta^\alpha} (v^2 - a)^{\alpha-1} e^{-(v^2-a)/\beta}, & v \geq a \\ 0, & v < a. \end{cases} \quad (13)$$

### 3. Mpemba Effect in a granular gas of viscoelastic particles

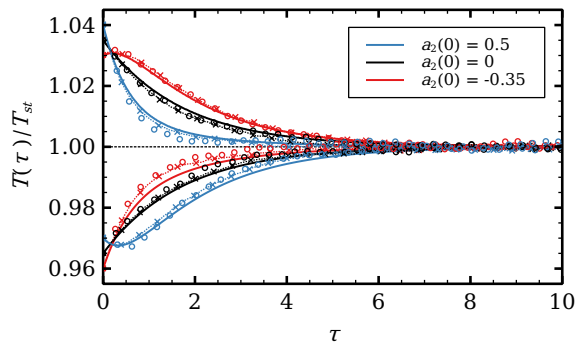
Similarly to the procedure for a simpler collisional model of hard particles with constant coefficient of restitution [3], and in order to observe the ME in our system, we consider the following protocol: the granular gas is subject to a sudden temperature change, as a consequence of which its distribution function is taken off far from its steady state shape; i.e., the cumulants  $a_2$  and  $a_3$  [40] get instantaneous values far from their respective stationary ones for a given restitution coefficient  $\epsilon$ . We consider two variants of this protocol: a) a heat pulse, and hence the temperature is raised with respect to its stationary value for a given white noise intensity  $\xi_0^2$ ; and b) a quenching process, resulting in an instantaneous temperature that is below its stationary value. Further evolution causes a temperature decrease/increase for the heat pulse and the quench variants, respectively.

The question remains if an anomalous temperature relaxation rate can be observed when the granular gas is driven out of its steady state. By anomalous we mean here the following: for two different sets of initial conditions of the same system subject to the same protocol variant: a) for the heat pulse, the one with larger initial temperature (hotter) cools down faster; b) for the quench, the one with lower initial temperature (cooler) heats up faster. We proceed in this way in the search of an analogous process to fast freezing of hot water known from Antiquity.

Therefore, we consider a pair of the triplet of initial conditions for  $T, a_2, a_3$ , which are the relevant variables in the system of equations (5)–(7). We label these two triplets as  $(\theta_0^{\text{further}}, a_2^{\text{further}}, a_3^{\text{further}})$  and  $(\theta_0^{\text{closer}}, a_2^{\text{closer}}, a_3^{\text{closer}})$ , where, for convenience, we have defined the reduced temperature  $\theta \equiv T(t)/T_{\text{st}}$  and  $\theta_0 \equiv T(t=0)/T_{\text{st}}$ .

After the thermal heat pulse/quench, we let the granular gas relax towards its stationary state. Figure 1 depicts the evolution of the reduced temperature  $\theta$  with respect to the scaled time  $\tau = \kappa\sqrt{T_{\text{st}}}t$  for both cooling (top curves) and heating (bottom curves) processes and three independent methods: solution of the system of equations (5)–(7), molecular dynamics simulations (MD) and exact numerical solution of

the kinetic equation obtained by means of the Direct Simulation Monte Carlo method (see Appendix for more details on our MD and DSMC simulations). For the heat pulse variant ( $T_0^{\text{further}} > T_0^{\text{closer}}$ ), we have represented the triplets  $(1.04, 0.5, -0.071)$  and  $(1.03, -0.35, -0.375)$ , whereas for the quench protocol ( $T_0^{\text{further}} < T_0^{\text{closer}}$ ) we have used the triplets  $(0.96, 0.5, -0.071)$  and  $(0.97, -0.35, -0.375)$ . Our results exhibit an excellent agreement; a Mpemba-like effect in the cooling process and an inverse Mpemba-like effect in the heating process are clearly detected since there is a crossing of the temperature relaxation curves; i.e., the temperature that is further away from its stationary state achieves the steady state quicker. For completion, we have represented as well an initial state with a Maxwellian state ( $a_j = 0, j = 2, 3$ ) with intermediate reduced initial temperatures for both the heat pulse and the quench, given by  $\theta_M = 1.035$  and  $\theta_M = 0.965$ , respectively (see black curves and symbols in Figure 1). Notice that the relaxation curve of the initial state whose temperature is initially further from the stationary value also crosses with the one having intermediate Maxwellian initial state. This is an interesting result that indicates that the initial conditions further away from the steady state can also produce an ME relative to an initial state that resembles a microscopic equilibrium state.



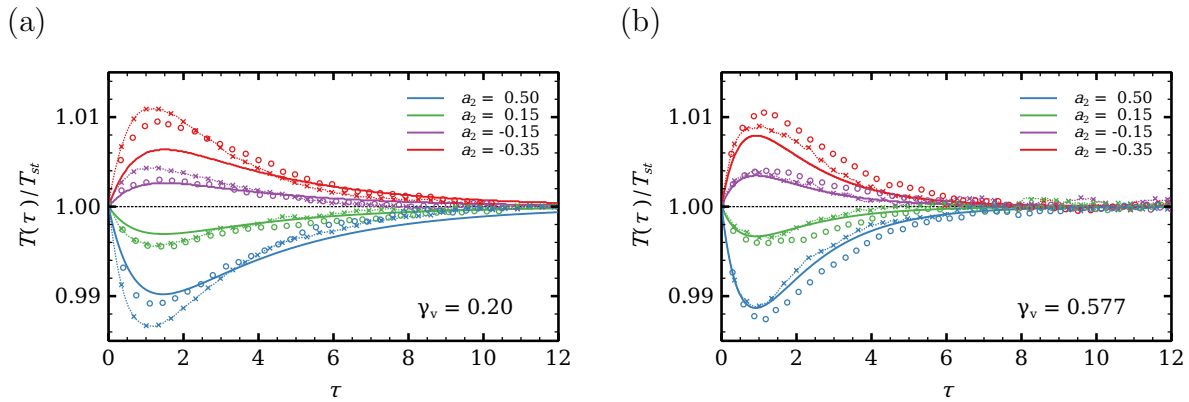
**Figure 1.** Evolution of the scaled temperature  $\theta$  towards the steady state showing a clear Mpemba-like effect in a cooling process (top curves, with initial states  $(\theta_0, a_{2,0}, a_{3,0}) = (1.04, 0.5, -0.071)$ ,  $(1.035, 0, 0)$  and  $(1.03, -0.35, -0.375)$ ) and an inverse Mpemba-like effect in a heating process (bottom curves, with initial states  $(\theta_0, a_{2,0}, a_{3,0}) = (0.97, 0.5, -0.071)$ ,  $(0.965, 0, 0)$  and  $(0.96, -0.35, -0.375)$ ). Solid lines represent the exact solution, open circles correspond to MD, and dotted lines with crosses refer to DSMC simulations.

#### 4. Kovacs effect in a granular gas of viscoelastic particles

In an analogous manner, and in order to detect the KE in granular fluids with the more realistic viscoelastic model, we can proceed in the following way. The system, subject to a stochastic thermostat of intensity  $\xi_0^2$ , is set so that  $T(t=0) = T_{\text{st}}(\xi_0^2)$ . In addition, the cumulants initial values,  $a_2(t=0)$  and  $a_3(t=0)$ , are far from their steady state values, similarly to the ME case. Having the system at the steady state temperature,

any eventual departure of the granular temperature at later times should correspond to a Kovacs-like effect. This is potentially possible due to the strong coupling of the time evolution of the cumulants  $a_2$  and  $a_3$  and  $T$  (see Equations (5)-(7)). Certainly, we have observed the KE, for wide ranges of the parameters space.

We illustrate this in Figure 2, in panel (a) for low inelasticity ( $\gamma_\nu = 0.2$ ) and in (b) for a more inelastic gas ( $\gamma_\nu = 0.577$ ); the different values of  $a_2(0)$  and  $a_3(0)$  used in these curves are summarized in Table 1. Both cases display strong and remarkably similar KEs. It is also interesting to notice that in general there is a good agreement between theory and simulation.



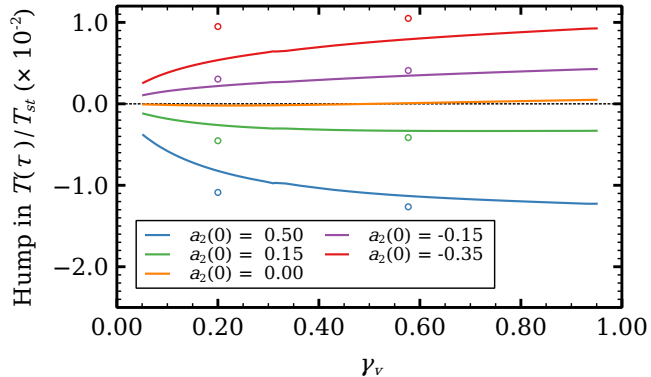
**Figure 2.** Theoretical (lines), MD simulation (open circles) and DSMC (dotted lines with crosses) results, showing the KE for  $\gamma_\nu = 0.2$  (a) and  $\gamma_\nu = 0.577$  (b).

**Table 1.** Initial values of the cumulants  $a_2$  and  $a_3$  used in Figure 2. The stationary values of the cumulants are  $a_2(t = \infty) = -0.012312$  and  $a_3(t = \infty) = -0.003249$  for  $\gamma_\nu = 0.2$  and  $a_2(t = \infty) = 0.003957$  and  $a_3(t = \infty) = -0.002768$  for  $\gamma_\nu = 0.577$ .

$a_2(t = 0)$	0.5	0.15	-0.15	-0.35
$a_3(t = 0)$	-0.07143	0.05357	-0.11786	-0.375

In order to investigate the Kovacs hump sign transition, we plot in Figure 3 the evolution of the hump size and sign as a function of the inelasticity parameter  $\gamma_\nu$ , for different fixed initial values of the cumulants  $a_2(0), a_3(0)$  (as summarized in Table 1). The results show that the hump size strongly depends on the degree of inelasticity of the collisions, the Kovacs effect tending to be more prominent for more inelastic gases and vanishing in the quasi-elastic limit. Also, results confirm here again that the hump sign is systematically the same for a quasi-elastic and a highly inelastic gas, with a sign transition occurring approximately at  $a_2(0) = 0$ . In fact, the sign deeply depends on the difference between  $a_2(0)$  and  $a_2(t = \infty)$ . Interestingly, the  $a_2(0)$  curve displays a Kovacs sign behavior that is the opposite to the one reported for hard spheres; i.e., in a granular gas of viscoelastic particles we may find situations where the Kovacs hump is anomalous





**Figure 3.** Size of the theoretical hump in the granular temperature evolution as a function of  $\gamma_\nu$  for different values of  $a_2(0)$  and  $a_3(0)$  (as reported in Table 1). The sign of the kurtosis nearly determines whether the evolution curves exhibit an upwards ( $a_2(0) < 0$ ) or downwards ( $a_2(0) > 0$ ) hump, except for the case  $a_2(0) = 0$ , where (although very slightly) the opposite behavior is found.

for a quasi-elastic gas whereas for highly inelastic gases we can find the normal behavior of equilibrium systems. This result is surprising as long as granular gases further from equilibrium display a thermal memory more similar to that of equilibrium systems.

## 5. Discussion

We have analysed the presence of two memory effects in a system of identical viscoelastic spherical grains, where the coefficient of restitution depends on the relative velocities of colliding particles [35]. We subject the granular gas to thermal protocols by means of a homogeneous stochastic force or thermostat. We have observed that, under appropriate conditions, the temperature relaxation curves may display a rich phenomenology of memory effects. On one hand, we have confirmed the existence of the so-called Mpemba effect; i.e., an initially hotter (colder) gas can cool down (heat up) more quickly. Additionally, temperature relaxation humps (Kovacs effect) appear when the granular gas stationary temperature is fixed during a transient, for certain initial conditions.

It is interesting to note that the Kovacs effect behavior that we observed is qualitatively different from the one reported for granular gases of smooth hard particles, as described in the previous section. Much like in the case of a granular gas of hard particles, we observe here downwards and upwards Kovacs effects, but the specific hump sign is mainly controlled here by the initial values of the cumulants whereas for smooth hard particles the sign transition is driven by inelasticity [27].

Attending to the thermal memory origin in the granular gas of viscoelastic particles, we have shown that the Mpemba and/or Kovacs effects appear when, for a granular fluid relaxing towards a stationary state, the initial values of the cumulants are far from their steady state values. We also show this is due to the existing coupling between cumulants and temperature, which induces its direction. Furthermore, both memory effects arising

from a coupling of the granular temperature with  $a_2$  and  $a_3$  represents a step towards a unifying description of memory effects in the context of granular dynamics and opens new avenues for the study of more sophisticated systems like the ones composed by anisotropic particles [41, 42, 43].

In summary, memory effects are intrinsically present in a granular gas whose particle collisions are described with the more realistic viscoelastic model, which demonstrates that they are not artifacts of the kinetic theory of granular gases. Therefore, and since these memory effects are ubiquitous in granular fluids theoretical studies, regardless of the collisional model employed, we suggest they should be easily detectable in laboratory experiments.

## Acknowledgments

This work has been partially funded by the Spanish Ministerio de Ciencia, Innovación y Universidades and the Agencia Estatal de Investigación through grants No. MTM2017-84446-C2-2-R (A.L., E.M. and A.T.), FIS2017-84440-C2-2-P (A.T.), and FIS2016-76359-P. (F.V.R.). M.L.-C. and F.V.R also acknowledge support from the regional Extremadura Government through projects No. GR18079 & IB16087. Computing facilities from Extremadura Research Centre for Advanced Technologies (CETA-CIEMAT) are also acknowledged. All grants and facilities were provided with partial support from the ERDF.

## Appendix: Numerical methods

As explained in the body of the text, we have carried out our study by using three complementary techniques: numerical solution (by means of the MATLAB package) of the time differential equation system of the first three moments of the distribution function, accounting for the required approximations, molecular dynamics (MD) simulations, and numerical solution of the kinetic equation obtained through the Direct Monte Carlo simulation method (DSMC) [44].

The MD data sets have been obtained out of simulation runs with dimensionless number density  $n\sigma^3 = 0.01$ . In the ME study, we use a coefficient of restitution according to equation (2) with dissipative coefficient  $\gamma_\nu = 0.577$  and an appropriate gamma distribution for the initial velocity distribution function [45] to recreate the values of  $a_2$ . Hence, the values of  $a_3$  are the ones associated to such a distribution. For MD simulations, we average over  $10^3$  trajectories. On the other hand, we needed more computational trajectories to evince the more subtle KE for some of the values of  $\gamma_\nu$ , thus we averaged over  $10^4$  trajectories. For DSMC we have used 100 replicas of simulations with  $2 \times 10^5$  particles.

**References**

- [1] Vega Reyes F, Lasanta A. Time evolution of the microscopic state of an athermal fluid. In: AIP Conference Proceeding. vol. 2132 of 31st International Symposium on Rarefied Gas Dynamics; 2019. <https://doi.org/10.1063/1.5119585> .
- [2] Keim NC, Paulsen JD, Zeravcic Z, Sastry S, Nagel SR. Memory formation in matter. *Rev Mod Phys.* 2019;91:035002.
- [3] Lasanta A, Vega Reyes F, Prados A, Santos A. When the hotter cools more quickly: Mpemba Effect in Granular Fluids. *Phys Rev Lett.* 2017;119:148001.
- [4] Mpemba EB, Osborne DG. Cool? *Phys Educ.* 1969;4:172–175.
- [5] Lu Z, Raz O. Nonequilibrium thermodynamics of the Markovian Mpemba effect and its inverse. *Proc Natl Acad Sci U S A.* 2017;114:5083–5088.
- [6] Yang ZY, Hou JX. Non-Markovian Mpemba effect in mean-field systems. *Phys Rev E.* 2020;101:052106.
- [7] Biswas A, Prasad VV, Raz O, Rajesh R. Mpemba effect in driven granular Maxwell gas; 2020.
- [8] Klich I, Raz O, Hirschberg O, Vucelja M. Mpemba Index and Anomalous Relaxation. *Phys Rev X.* 2019;9:021060.
- [9] Gal A, Raz O. Precooling Strategy Allows Exponentially Faster Heating. *Phys Rev Lett.* 2020;124:060602.
- [10] Nava A, Fabrizio M. Lindblad dissipative dynamics in the presence of phase coexistence. *Phys Rev B.* 2019;100:125102.
- [11] Greaney PA, Lani G, Cicero G, Grossman JC. Mpemba-like behavior in carbon nanotube resonators. *Metall Mater Trans A.* 2011;42:3907–3912.
- [12] Ahn YH, Kang H, Koh DY, Lee H. Experimental verifications of Mpemba-like behaviors of clathrate hydrates. *Korean J Chem Eng.* 2016;33:1903–1907.
- [13] Baity-Jesi M, Calore E, Cruz A, Fernandez LA, Gil-Narvi3n JM, Gordillo-Guerrero A, et al. The Mpemba effect in spin glasses is a persistent memory effect. *Proc Natl Acad Sci U S A.* 2019;116:1535015355.
- [14] Gij3n A, Lasanta A, Hern3ndez ER. Paths towards equilibrium in molecular systems: the case of water. *Phys Rev E.* 2019;100:032103.
- [15] Burrige HC, Linden PF. Questioning the Mpemba effect: hot water does not cool more quickly than cold. *Sci Rep.* 2017;6:37665.
- [16] Maynar P, Garc3a de Soria MI, Brey JJ. Homogeneous dynamics in a vibrated granular monolayer. *J Stat Mech: Theory Exp.* 2019;2019:093205.
- [17] Torrente A, L3pez-Casta3o MA, Lasanta A, Vega Reyes F, Prados A, Santos A. Large Mpemba-like effect in a gas of inelastic rough hard spheres. *Phys Rev E.* 2019;99:060901(R).

- [18] Walton OR. Numerical simulation of inelastic, frictional particle-particle interactions. In: Roco MC, editor. *Particulate Two-Phase Flow*. Boston: Butterworth-Heinemann; 1992. p. 884–911.
- [19] Grasselli Y, Bossis G, Morini R. Translational and rotational temperatures of a 2D vibrated granular gas in microgravity. *Eur Phys J E Soft Matter*. 2015;38:93.
- [20] Foerster SF, Louge MY, Chang H, Allis K. Measurements of the collision properties of small spheres. *Phys Fluids*. 1994;6:1108–1115.
- [21] Maw N, Barber JR, Fawcett JN. The role of elastic tangential compliant in oblique impact. *ASME J Lub Technol*. 1981;103:74–80.
- [22] Gugan D. Inelastic collision and the Hertz theory of impact. *Am J Phys*. 2000;68:920.
- [23] Brilliantov NV, Spahn F, Hertzsch JM, Pöschel T. Model for collisions in granular gases. *Phys Rev E*. 1996;53:5382–5392.
- [24] Brilliantov N, Pöschel T. *Kinetic Theory of Granular Gases*. Oxford University Press; 2004.
- [25] Kovacs AJ. Transition vitreuse dans les polymeres amorphes. Etude phenomenologique. *Fortschr Hochpolymer-Forsch*. 1963;3:394–507.
- [26] Kovacs AJ, Aklonis JJ, Hutchinson JM, Ramos AR. Isobaric volume and enthalpy recovery of glasses. II. A transparent multiparameter theory. *J Polym Sci B*. 1979;17:1097–1162.
- [27] Prados A, Trizac E. Kovacs-like memory effect in driven granular gases. *Phys Rev Lett*. 2014;112:198001.
- [28] Trizac E, Prados A. Memory effect in uniformly heated granular gases. *Phys Rev E*. 2014;90:012204.
- [29] Brey JJ, García de Soria MI, Maynar P, Buzón V. Memory effects in the relaxation of a confined granular gas. *Phys Rev E*. 2014;90:032207.
- [30] Lasanta A, Vega Reyes F, Prados A, Santos A. On the emergence of large and complex memory effects in nonequilibrium fluids. *New J Phys*. 2019;21:033042.
- [31] Mossa S, Sciortino F. Crossover (or Kovacs) effect in an aging molecular liquid. *Phys Rev Lett*. 2004;92:045504.
- [32] Aquino G, Leuzzi L, Nieuwenhuizen TM. Kovacs effect in a model for a fragile glass. *Phys Rev B*. 2006;73:094205.
- [33] Kürsten R, Sushkov V, Ihle T. Giant Kovacs-like memory effect for active particles. *Phys Rev Lett*. 2017;119:188001.
- [34] Goldhirsch I. Rapid Granular Flows. *Annu Rev Fluid Mech*. 2003;35:267–293.
- [35] Dubey AK, Bodrova A, Puri S, Brilliantov N. Velocity distribution function and effective restitution coefficient for a granular gas of viscoelastic particles. *Phys Rev E*. 2013;87:062202.

- [36] Montanero JM, Santos A. Computer simulation of uniformly heated granular fluids. *Granular Matt.* 2000;2:53–64.
- [37] van Noije TPC, Ernst MH. Velocity distributions in homogeneous granular fluids: the free and the heated case. *Granul Matter.* 1998;1:57–64.
- [38] Chamorro MG, Vega Reyes F, Garzó V. Homogeneous steady states in a granular fluid driven by a stochastic bath with friction. *J Stat Mech: Theory and Experiment.* 2013;2013:P07013.
- [39] ;. We use for this the Intel MKL performance libraries; see <https://software.intel.com/>.
- [40] ;. Notice that, contrary to the case of inelastic smooth hard particles, ref. 31, the cumulant  $a_3$  for viscoelastic particles is in general not negligible in comparison with  $a_2$ , ref. 17, and for this reason we consider both cumulants in the relaxation process.
- [41] Gómez-Solano JR, Blokhuis A, Bechinger C. Dynamics of Self-Propelled Janus Particles in Viscoelastic Fluids. *Phys Rev Lett.* 2016;116:138301.
- [42] Mallory SA, Valeriani C, Cacciuto A. An active approach to colloidal self-assembly. *Ann Rev Phys Chem.* 2018;69:59–79.
- [43] Lasanta A, Torrente A, López de Haro M. Induced correlations and rupture of molecular chaos by anisotropic dissipative Janus hard disks. *Phys Rev E.* 2019;100:052128.
- [44] Bird GI. *Molecular Gas Dynamics and the Direct Simulation of Gas Flows.* Clarendon, Oxford; 2004.
- [45] Hogg RV, Craig AT. *Introduction to mathematical statistics.* New York: Macmillan Publishing; 1978.