

Corrigendum to: Calibrated Surrogate Losses for Adversarially Robust Classification

Han Bao*

*The University of Tokyo
RIKEN AIP*

TSUTSUMI@MS.K.U-TOKYO.AC.JP

Clayton Scott

University of Michigan

CLAYSCOT@UMICH.EDU

Masashi Sugiyama

*RIKEN AIP
The University of Tokyo*

SUGI@K.U-TOKYO.AC.JP

Editors: Jacob Abernethy and Shivani Agarwal

Author's note

This document is a corrigendum to [Bao et al. \(2020\)](#), which used the wrong definition of calibration from [Steinwart \(2007\)](#). This corrigendum uses the correct definition. Fortunately, all of the main results from the published version still hold, with occasional minor changes. This corrigendum also removes an erroneous statement from the published version, connecting calibration to consistency. In addition, our simulation results are updated and corrected based on the correct definition of calibration, and we have also added a new positive result for convex losses under Massart's noise condition.

Because the error affected several aspects of the original paper, this corrigendum is a complete rewrite of the published version. We thank the authors of [Awasthi et al. \(2021a,b\)](#) for calling our attention to issues with our original simulations, which lead to this revision, and point the interested reader to these papers for several additional insights on calibration in the context of adversarially robust learning.

Abstract

Adversarially robust classification seeks a classifier that is insensitive to adversarial perturbations of test patterns. This problem is often formulated via a minimax objective, where the target loss is the worst-case value of the 0-1 loss subject to a bound on the size of perturbation. Recent work has proposed convex surrogates for the adversarial 0-1 loss, in an effort to make optimization more tractable. A primary question is that of consistency, that is, whether minimization of the surrogate risk implies minimization of the adversarial 0-1 risk. In this work, we analyze this question through the lens of calibration, which is a pointwise notion of consistency. We show that no convex surrogate loss is calibrated with respect to the adversarial 0-1 loss when restricted to the class of linear models. We further introduce a class of nonconvex losses and offer necessary and sufficient conditions for losses in this class to be calibrated. We also show that if the underlying distribution satisfies Massart's noise condition, convex losses can also be calibrated in the adversarial setting.

Keywords: surrogate loss, calibration, adversarial robustness

* This work was performed while the first author was a visitor at University of Michigan.

1. Introduction

In conventional machine learning, training and testing instances are assumed to follow the same probability distribution. In *adversarially robust* machine learning, test instances may be perturbed by an adversary before being presented to the predictor. Recent work has shown that seemingly insignificant adversarial perturbations can lead to significant performance degradations of otherwise highly accurate classifiers (Goodfellow et al., 2015). This has led to the development of a number of methods for learning predictors with decreased sensitivity to adversarial perturbations (Xu et al., 2009; Xu and Mannor, 2012; Goodfellow et al., 2015; Cisse et al., 2017; Wong and Kolter, 2018; Raghunathan et al., 2018a; Tsuzuku et al., 2018).

Adversarially robust classification is typically formulated as empirical risk minimization with an *adversarial 0-1 loss*, which is the maximum of the usual 0-1 loss over a set of possible perturbations of the test instance. This minimax optimization problem is nonconvex, and recent work, reviewed in Section 4, has proposed several convex surrogate losses. However, it is still unknown whether minimizing these convex surrogates leads to minimization of the adversarial 0-1 loss.

In this work, we examine the question of which surrogate losses are calibrated with respect to (wrt) the adversarial 0-1 loss. Calibration, defined precisely below, means that for each possible input x , minimization of the excess surrogate risk (over a specified class of decision functions) implies minimization of the excess target risk. Calibration thus ensures pointwise consistency, and this notion has been repeatedly used to prove *consistency* of algorithms based on surrogate losses. Employing the calibration function perspective of Steinwart (2007), we show that no convex surrogate loss is calibrated wrt the adversarial 0-1 loss for general distributions when restricted to the class of linear models (Section 6). Intuitively, this is because convex losses prefer predictions close to the decision boundary on average when $\mathbb{P}(Y = +1|X) \approx \frac{1}{2}$, while predictions that are too close to the decision boundary should be penalized in adversarially robust classification. We also provide necessary and sufficient conditions for a certain class of nonconvex losses to be calibrated wrt the adversarial 0-1 loss (Section 7). These calibrated losses attain robustness by penalizing predictions that are too close to the decision boundary. Finally, we show that under a certain type of low-noise condition (Massart and Nédélec, 2006), convex losses can be calibrated (Section 9).

To our knowledge, this is the first work to formally analyze the adversarial 0-1 loss by calibration analysis. Our analysis depends on the fact that the adversarially robust 0-1 loss equals the horizontally shifted (non-robust) 0-1 loss when restricted to linear models (Proposition 3). In summary, we argue against the use of convex losses in adversarially robust classification (with linear models), and calibrated nonconvex losses serve as good alternatives.

Our results demonstrate that adversarial robustness requires different surrogates than other notions of robustness. For example, symmetric losses such as the sigmoid and ramp losses are robust to label noise (Ghosh et al., 2015), but not calibrated wrt the adversarial 0-1 loss. Figure 1 illustrates the results of learning a linear classifier with respect a *shifted* ramp loss, which is calibrated wrt the adversarial 0-1 loss, and a shifted hinge loss, which is not (these losses are discussed in detail later). While the hinge loss yields a classifier with smaller misclassification rate wrt the conventional 0-1 loss, this classifier is quite sensitive to small perturbations of the test instances. The classifier learned by the ramp loss, on the other hand, makes fewer errors when subjected to adversarial perturbations.

The rest of this paper is organized as follows. Section 3 formalizes notation and the problem. Related work on robust learning and calibration analysis is reviewed in Section 4. Technical details of calibration analysis are reviewed in Section 5. Section 6 describes the nonexistence of convex

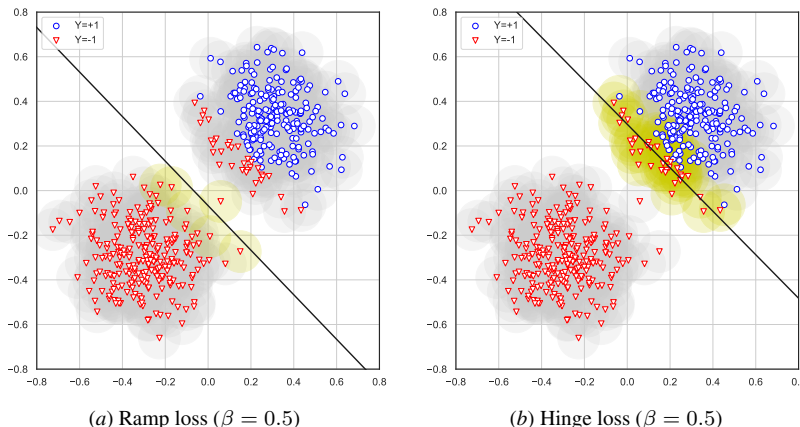


Figure 1: The best linear classifier under each loss. The shift parameter β for a surrogate loss is defined in Section 8. The ℓ_2 -balls associated to each instance indicate adversarial perturbations with radii 0.1. The yellow balls indicate instances vulnerable to perturbations, in that they are within 0.1 of the decision boundary. In this example, 1.2% of instances are vulnerable under the ramp loss, while 10.4% of instances are vulnerable under the hinge loss.

calibrated surrogate losses, while Section 7 presents general calibration conditions for a certain class of nonconvex losses. Section 8 applies our theory to several convex and nonconvex losses for the calibrated nonconvex losses. Calibration analysis under low-noise conditions is shown in Section 9. Section 10 shows simulation results to verify that calibrated losses achieve target excess risk tending to zero under the robust 0-1 loss. Conclusions are stated in Section 11.

Remark 1 Here is a summary of the main changes in this corrigendum relative to the published version (Bao et al., 2020).

1. Eliminate an erroneous statement that calibration always implies consistency (Section 3).
2. Use the correct definition of calibration function (Definition 5) and the minimal ϕ -CCR (Section 3).
3. Modify the proof of our negative result; the statement remains unchanged (Section 6). The proof is modified by straightforward adjustment of constants here and there in accordance with the correct definition of calibration function.
4. Modify the statement and proof of our positive result (Section 7). The proof is modified in the same way as the negative result, and one technical assumption is also modified.
5. Change constants in some of the examples (Section 8).
6. Introduce new positive results on convex losses under Massart’s noise condition (Section 9).
7. Update the simulations (Section 10).

2. Notation

Let $\|x\|_p$ for a vector $x \in \mathbb{R}^d$ be the ℓ_p -norm, namely, $\|x\|_p = \sqrt[p]{\sum_{i=1}^d |x_i|^p}$. Let $B_p(r) \stackrel{\text{def}}{=} \{v \in \mathbb{R}^d \mid \|v\|_p \leq r\}$ be the d -dimensional closed ℓ_p -ball with radius r , and $B_p^\circ(r) \stackrel{\text{def}}{=} \{v \in \mathbb{R}^d \mid \|v\|_p < r\}$

$r\}$ be the open ℓ_p -ball. The set $\{1, \dots, n\}$ is denoted by $[n]$. The indicator function corresponding to an event A is denoted by $\mathbb{1}_{\{A\}}$. We define the infimum over the empty set as $+\infty$. Denote $h \equiv c$ for a function $h : S \rightarrow \mathbb{R}$ and $c \in \mathbb{R}$ if $h(x) = c$ for all $x \in \mathbf{dom}(h)$, where $\mathbf{dom}(h)$ denotes the domain of a function h , and $h \not\equiv c$ otherwise. For a function $h : S \rightarrow \mathbb{R}$, we write $h^{**} : S \rightarrow \mathbb{R}$ for the Fenchel-Legendre biconjugate of h , characterized by $\text{epi}(h^{**}) = \overline{\text{co}} \text{epi}(h)$, where $\overline{\text{co}} S$ is the closure of the convex hull of the set S , and $\text{epi}(h)$ is the epigraph of the function h : $\text{epi}(h) \stackrel{\text{def}}{=} \{(x, t) \mid x \in S, h(x) \leq t\}$. A function $h : S \rightarrow \mathbb{R}$ is said to be *quasiconcave* if for all $x_1, x_2 \in S$ and $\lambda \in [0, 1]$, $h(\lambda x_1 + (1 - \lambda)x_2) \geq \min\{h(x_1), h(x_2)\}$.

Let $\mathcal{X} \stackrel{\text{def}}{=} B_2(1)$ be the feature space, $\mathcal{Y} \stackrel{\text{def}}{=} \{\pm 1\}$ be the binary label space, and $\mathcal{F} \subseteq \mathbb{R}^{\mathcal{X}}$ be a function class. We consider *symmetric* \mathcal{F} , that is, $-f \in \mathcal{F}$ for all $f \in \mathcal{F}$. We write $\mathcal{F}_{\text{all}} \subseteq \mathbb{R}^{\mathcal{X}}$ for the space of all measurable functions. Let $\ell : \mathcal{Y} \times \mathcal{X} \times \mathcal{F} \rightarrow \mathbb{R}_{\geq 0}$ be a loss function. Then, we write $\mathcal{R}_\ell(f) \stackrel{\text{def}}{=} \mathbb{E}_{(X, Y)}[\ell(Y, X, f)]$ for the ℓ -risk of $f \in \mathcal{F}$, where $(X, Y) \in \mathcal{X} \times \mathcal{Y}$ are random variables jointly distributed following the underlying distribution $\mathbb{P}(X, Y)$. Subsequently, $\mathbb{P}(X)$ and $\mathbb{P}(Y|X)$ denote the X -marginal and the posterior distributions, respectively. If ℓ can be represented by $\ell(y, x, f) = \phi(yf(x))$ with some $\phi : \mathbb{R} \rightarrow \mathbb{R}_{\geq 0}$ for any $y \in \mathcal{Y}$, $x \in \mathcal{X}$, and $f \in \mathcal{F}$, ϕ is called a *margin-based* loss function. We define the ϕ -risk of $f \in \mathcal{F}$ for a margin-based loss ϕ by

$$\mathcal{R}_\phi(f) \stackrel{\text{def}}{=} \mathbb{E}_{(X, Y)}[\phi(Yf(X))] = \mathbb{E}_X \mathbb{E}_{Y|X}[\phi(Yf(X))], \quad (1)$$

where \mathbb{E}_X and $\mathbb{E}_{Y|X}$ mean the expectation over $\mathbb{P}(X)$ and $\mathbb{P}(Y|X)$, respectively. We can rewrite (1) as $\mathcal{R}_\phi(f) = \mathbb{E}_X[\mathcal{C}_\phi(f, \mathbb{P}(Y = +1|X), X)]$ with $\mathcal{C}_\phi(f, \eta, x) \stackrel{\text{def}}{=} \eta\phi(f(x)) + (1 - \eta)\phi(-f(x))$. We call $\mathcal{C}_\phi(f, \eta, x)$ the *class-conditional ϕ -risk*, or ϕ -CCR. The minimal ϕ -risk (over a function class \mathcal{F}) $\mathcal{R}_{\phi, \mathcal{F}}^* \stackrel{\text{def}}{=} \inf_{f \in \mathcal{F}} \mathcal{R}_\phi(f)$ is called the *Bayes (ϕ, \mathcal{F}) -risk*, and the minimal ϕ -CCR on \mathcal{F} at x is denoted by $\mathcal{C}_{\phi, \mathcal{F}}^*(\eta, x) \stackrel{\text{def}}{=} \inf_{f \in \mathcal{F}} \mathcal{C}_\phi(f, \eta, x)$. We refer to $\mathcal{R}_\phi(f) - \mathcal{R}_{\phi, \mathcal{F}}^*$ as the (ϕ, \mathcal{F}) -excess risk. We occasionally use the abbreviation $\Delta \mathcal{C}_{\phi, \mathcal{F}}(f, \eta, x) \stackrel{\text{def}}{=} \mathcal{C}_\phi(f, \eta, x) - \mathcal{C}_{\phi, \mathcal{F}}^*(\eta, x)$ to denote the excess (ϕ, \mathcal{F}) -CCR at x . For non-margin-based loss function ℓ , we define the ℓ -CCR $\mathcal{C}_{\ell, \mathcal{F}}(f, \eta, x)$, the minimal ℓ -CCR $\mathcal{C}_{\ell, \mathcal{F}}^*(\eta, x)$, and $\Delta \mathcal{C}_{\ell, \mathcal{F}}(f, \eta, x)$ in the same manner.

Remark 2 *In our published version (Bao et al., 2020), the minimal ϕ -CCR is inappropriately defined as $\mathcal{C}_{\phi, \mathcal{F}}^*(\eta) \stackrel{\text{def}}{=} \inf_{f \in \mathcal{F}, x \in \mathcal{X}} \mathcal{C}_\phi(f, \eta, x)$. In this corrigendum, the minimal CCR is defined as $\mathcal{C}_{\phi, \mathcal{F}}^*(\eta, x) \stackrel{\text{def}}{=} \inf_{f \in \mathcal{F}} \mathcal{C}_\phi(f, \eta, x)$, which depends on x as well, leading to the correct definition of calibrated losses in Definition 5 later.*

3. Surrogate Losses for Adversarial Robust Classification

In supervised binary classification, a learner is asked to output a predictor $f : \mathcal{X} \rightarrow \mathbb{R}$ that minimizes the classification error $\mathbb{P}\{Yf(X) \leq 0\}$, where \mathbb{P} is the unknown underlying distribution. This can be equivalently interpreted as the minimization of the risk $\mathbb{E}_{(X, Y)}[\ell_{01}(Y, X, f)]$ wrt f , where

$$\ell_{01}(y, x, f) \stackrel{\text{def}}{=} \begin{cases} 1 & \text{if } y \neq \text{sign}(f(x)), \\ 0 & \text{otherwise} \end{cases}$$

is the 0-1 loss. Here, we adopt the convention $\text{sign}(0) \stackrel{\text{def}}{=} +1$. On the other hand, an adversarially robust learner is asked to output a predictor f that minimizes the 0-1 loss while being tolerant to

small perturbations to input data points. Following existing literature (Xu et al., 2009; Tsuzuku et al., 2018; Bubeck et al., 2019), we consider ℓ_2 -ball perturbations and define the goal as the minimization of $\mathbb{P}\{\exists \Delta_x \in B_2(\gamma) \text{ s.t. } X + \Delta_x \in \mathcal{X} \text{ and } Yf(X + \Delta_x) \leq 0\}$, where Δ_x is a perturbation vector and $\gamma \in (0, 1)$ is a pre-defined perturbation budget. Equivalently, the goal of adversarially robust classification is to minimize $\mathbb{E}_{(X,Y)}[\ell_\gamma(Y, X, f)]$ wrt f , where

$$\ell_\gamma(y, x, f) \stackrel{\text{def}}{=} \begin{cases} 1 & \text{if } \exists \Delta_x \in B_2(\gamma) \text{ s.t. } x + \Delta_x \in \mathcal{X} \text{ and } yf(x + \Delta_x) \leq 0, \\ 0 & \text{otherwise.} \end{cases}$$

We call this loss function ℓ_γ the *adversarially robust 0-1 loss*, or the *robust 0-1 loss* for short.

The robust 0-1 loss is a margin-based loss when restricted to the class of linear models $\mathcal{F}_{\text{lin}} \stackrel{\text{def}}{=} \{x \mapsto \theta^\top x \mid \theta \in \mathbb{R}^d, \|\theta\|_2 = 1\} \subseteq \mathbb{R}^{\mathcal{X}}$. Note that \mathcal{F}_{lin} is symmetric.

Proposition 3 *For any $x \in \mathcal{X}$, $y \in \mathcal{Y}$, and $f \in \mathcal{F}_{\text{lin}}$, we have $\ell_\gamma(y, x, f) = \mathbb{1}_{\{yf(x) \leq \gamma\}}$.*

We include the proof in Appendix C for completeness though it is mentioned as a fact by Dikonikolas et al. (2019). Subsequently, when considering \mathcal{F}_{lin} , we work with the loss function $\phi_\gamma(\alpha) \stackrel{\text{def}}{=} \mathbb{1}_{\{\alpha \leq \gamma\}}$ and call ϕ_γ the γ -robust 0-1 loss. We will study calibrated surrogates wrt ϕ_γ instead of ℓ_γ , and both are equivalent under the restricted function class \mathcal{F}_{lin} .

In many machine learning problems, there are often dichotomies between optimization (learning) and evaluation. For instance, binary classification is evaluated by the 0-1 loss, while common learning methods such as the support vector machine and logistic regression minimize surrogates to the 0-1 loss. This dichotomy arises because minimizing the 0-1 loss directly is known to be NP-hard (Feldman et al., 2012). Much research has investigated surrogates ϕ satisfying

$$\mathcal{R}_\phi(f_i) - \mathcal{R}_{\phi, \mathcal{F}}^* \rightarrow 0 \implies \mathcal{R}_\ell(f_i) - \mathcal{R}_{\ell, \mathcal{F}}^* \rightarrow 0, \quad (2)$$

for all probability distributions and sequence of $\{f_i\}_{i \in \mathbb{N}} \subseteq \mathcal{F}$. When (2) is satisfied, the surrogate ϕ is said (ψ, \mathcal{F}) -consistent.

In this work, we study a pointwise form of consistency known as *calibration*, which can be viewed as consistency of the excess (ϕ, \mathcal{F}) -CCR $\mathcal{C}_{\phi, \mathcal{F}}(f, \eta, x) - \mathcal{C}_{\phi, \mathcal{F}}^*(\eta, x)$ at each $x \in \mathcal{X}$ (formally defined in Section 5). Since CCRs are defined in the pointwise manner, calibration analysis is easier than analyzing consistency directly, and has been used to prove consistency in a number of learning settings as we will see in Section 4. For example, calibration analysis has been performed in standard binary classification (Bartlett et al., 2006), where calibration is necessary (Steinwart, 2007, Theorem 3.3) and sufficient (Steinwart, 2007, Theorem 2.8) for consistency when $\mathcal{F} = \mathcal{F}_{\text{all}}$. When $\mathcal{F} \neq \mathcal{F}_{\text{all}}$, calibration may not be sufficient for consistency, although it remains an important first step to analyze and understand consistency in standard classification (Long and Servedio, 2013; Zhang and Agarwal, 2020). This motivates the study of calibration in the context of adversarially robust classification.

Remark 4 *While it has been stated in our published version (Bao et al., 2020) that calibration of a surrogate loss is sufficient for consistency, this is not the case as Awasthi et al. (2021a) pointed out by means of a counterexample. For calibrated losses to imply consistency, the losses require an additional technical assumption, \mathbb{P} -minimizability, which does not necessarily hold in general unless $\mathcal{F} = \mathcal{F}_{\text{all}}$ (Steinwart, 2007, Theorem 3.2). Awasthi et al. (2021a, Theorem 25) provide sufficient*

conditions under which consistency does hold for \mathcal{F}_{lin} . Our simulations further indicate consistency for calibrated losses in settings (twonorm and advnorm datasets) where the sufficient condition of [Awasthi et al. \(2021a\)](#) does not hold. A full characterization of consistency for adversarially robust learning remains an open problem.

4. Related Work

From the viewpoint of robust optimization ([Ben-Tal et al., 2009](#); [Bertsimas et al., 2011](#)), adversarially robust binary classification can be formulated as

$$\min_{f \in \mathcal{F}} \mathbb{E}_{(X,Y)} \left[\max_{\tilde{X} \in \mathcal{U}(X)} \ell(Y, \tilde{X}, f) \right], \quad (3)$$

where ℓ is a loss function and $\mathcal{U}(x)$ is a user-specified uncertainty set. The optimization problem of adversarially robust classification $\min_{f \in \mathcal{F}} \mathcal{R}_{\ell_\gamma}(f)$ can be regarded as the special case $\ell = \ell_{01}$ and $\mathcal{U}(x) = x + B_2(\gamma)$.

Since the minimax problem (3) is generally nonconvex, it is traditionally tackled by minimizing a convex upper bound. [Lanckriet et al. \(2002\)](#) and [Shivaswamy et al. \(2006\)](#) pick $\mathcal{U}(x) = \{x \sim (\bar{x}, \Sigma_x)\}$ as an uncertainty set, where $x \sim (\bar{x}, \Sigma_x)$ means that x is drawn from a distribution that has prespecified mean \bar{x} , covariance Σ_x , and arbitrary higher moments. [Lanckriet et al. \(2002\)](#) and [Shivaswamy et al. \(2006\)](#) convexified (3) and obtained a second-order cone program. [Xu et al. \(2009\)](#) studied the relationship between robustness and regularization, and showed that (3) with the hinge loss and $\mathcal{U}(x) = x + B_2(\gamma)$ is equivalent to ℓ_2 -regularized SVM. Recently, [Wong and Kolter \(2018\)](#), [Madry et al. \(2018\)](#), [Raghunathan et al. \(2018a\)](#), [Raghunathan et al. \(2018b\)](#), and [Khim and Loh \(2019\)](#) examined (3) with the softmax cross entropy loss and $\mathcal{U}(x) = x + B_\infty^d(\gamma)$ when \mathcal{F} is a set of deep nets, and provided convex upper bounds of the worst-case loss in (3). However, no work except [Cranko et al. \(2019\)](#) studied whether the surrogate objectives minimize the robust 0-1 excess risk. [Cranko et al. \(2019\)](#) showed that no canonical proper loss ([Reid and Williamson, 2010](#)) can minimize the robust 0-1 loss. Since canonical proper losses are convex, this result aligns with ours. We show more general results via calibration analysis for $\mathcal{U}(x) = x + B_2(\gamma)$.

There are several other approaches to the robust classification such as minimizing the Taylor approximation of the worst-case loss in (3) ([Goodfellow et al., 2015](#); [Gu and Rigazio, 2015](#); [Shaham et al., 2018](#)), regularization on the Lipschitz norm of models ([Cisse et al., 2017](#); [Hein and Andriushchenko, 2017](#); [Tsuzuku et al., 2018](#)), and injection of random noises to model parameters ([Lecuyer et al., 2019](#); [Cohen et al., 2019](#); [Pinot et al., 2019](#); [Salman et al., 2019](#)). It is not known whether these methods imply the minimization of the robust 0-1 excess risk.

Other forms of robustness have also been considered in the literature. A number of existing works considered the worst-case test distribution. This line includes divergence-based methods ([Namkoong and Duchi, 2016, 2017](#); [Hu et al., 2018](#); [Sinha et al., 2018](#)), domain adaptation ([Mansour et al., 2009](#); [Ben-David et al., 2010](#); [Germain et al., 2013](#); [Kuroki et al., 2019](#); [Zhang et al., 2019b](#)), and methods based on constraints on feature moments ([Farnia and Tse, 2016](#); [Fathony et al., 2016](#)).

In addition to adversarial robustness, it is worthwhile to mention outlier and label-noise robustness. It is known that convex losses are vulnerable to outliers, thus truncation making losses nonconvex is useful ([Huber, 2011](#)). In the machine learning context, [Masnadi-Shirazi and Vasconcelos \(2009\)](#) and [Holland \(2019\)](#) designed nonconvex losses robust to outliers. On the other hand,

label-noise robustness, especially the random classification noise model, has been studied extensively (Angluin and Laird, 1988), where training labels are flipped with a fixed probability. Long and Servedio (2010) showed that there is no convex loss that is robust to label noises. Later, Ghosh et al. (2015), van Rooyen et al. (2015), and Charoenphakdee et al. (2019) discovered a certain class of nonconvex losses is a good alternative for label-noise robustness. In both outlier and label-noise robustness, nonconvex loss functions play an important role as we see in adversarial robustness.

Calibration analysis has been formalized in Lin (2004), Zhang et al. (2004), Bartlett et al. (2006), and Steinwart (2007), and employed to analyze not only binary classification, but also complicated problems such as multi-class classification (Zhang, 2004; Tewari and Bartlett, 2007; Long and Servedio, 2013; Ávila Pires and Szepesvári, 2016; Ramaswamy and Agarwal, 2016), multi-label classification (Gao and Zhou, 2011; Dembczynski et al., 2012), cost-sensitive learning (Scott, 2011, 2012; Ávila Pires et al., 2013), ranking (Duchi et al., 2010; Ravikumar et al., 2011; Ramaswamy et al., 2013), structured prediction (Hazan et al., 2010; Ramaswamy and Agarwal, 2012; Osokin et al., 2017; Blondel, 2019), AUC optimization (Gao and Zhou, 2015), and optimization of non-decomposable metrics (Bao and Sugiyama, 2020). Zhang et al. (2004), Ravikumar et al. (2011), and Gao and Zhou (2015) figured out *ad hoc* derivations of excess risk bounds, while Bartlett et al. (2006), Steinwart (2007), Scott (2012), Ávila Pires et al. (2013), Ávila Pires and Szepesvári (2016), Osokin et al. (2017), and Blondel (2019) used more systematic approaches. As for adversarially robust classification, Zhang et al. (2019a, Theorem 3.1) applied the classical result of calibration analysis on convex losses to upper bound the robust classification risk, resulting in a term requiring numerical approximation in practice.

Finally, Awasthi et al. (2021a) contributed calibration analysis of adversarially robust classification by showing that realizability assumptions are sufficient for calibrated losses to imply consistency. They showed that no *continuous* margin-based losses are calibrated and that some nonconvex and minimax-type losses are consistent wrt the robust 0-1 loss. Awasthi et al. (2021b) independently corrected our main results and extended them to more general function classes beyond \mathcal{F}_{lin} .

5. Calibration Analysis

Calibration analysis is a tool to study the relationship between surrogate losses and target losses. This section is devoted to explaining the calibration function introduced in Steinwart (2007) and specializing it to the current paper.¹

Definition 5 For a loss $\psi : \mathbb{R} \rightarrow \mathbb{R}_{\geq 0}$ and a function class \mathcal{F} , we say a loss $\phi : \mathbb{R} \rightarrow \mathbb{R}_{\geq 0}$ is calibrated wrt (ψ, \mathcal{F}) , or (ψ, \mathcal{F}) -calibrated, if for any $\varepsilon > 0$, $\eta \in [0, 1]$, and $x \in \mathcal{X}$, there exists $\delta > 0$ such that for all $f \in \mathcal{F}$, we have

$$\mathcal{C}_\phi(f, \eta, x) < \mathcal{C}_{\phi, \mathcal{F}}^*(\eta, x) + \delta \implies \mathcal{C}_\psi(f, \eta, x) < \mathcal{C}_{\psi, \mathcal{F}}^*(\eta, x) + \varepsilon. \quad (4)$$

If ϕ is (ψ, \mathcal{F}) -calibrated, the condition (2) holds for any probability distribution on $\mathcal{X} \times \mathcal{Y}$ satisfying regularity conditions (Steinwart, 2007, Theorem 2.8).²

Next, we introduce the *calibration function* (Steinwart, 2007, Lemma 2.9).

-
1. We import toolsets from Steinwart (2007) because of two reasons: (i) Steinwart (2007) formalized calibration analysis that is *dependent* on user-specified function classes, which is useful for our analysis on \mathcal{F}_{lin} . (ii) Steinwart (2007) gave a general form of the calibration function (5), while most of literature focuses on specific target losses.
 2. In order to imply (ψ, \mathcal{F}) -consistency (2), the two loss functions ϕ and ψ are required to be \mathbb{P} -*minimizable* for the underlying distribution \mathbb{P} —roughly meaning that their CCRs can be made arbitrarily small by a function in \mathcal{F} . This

Definition 6 For a margin-based loss ψ and ϕ , and a function class \mathcal{F} , the calibration function of ϕ wrt (ψ, \mathcal{F}) , or simply calibration function if the context is clear, is defined as

$$\bar{\delta}(\varepsilon, \eta, x) = \inf_{f \in \mathcal{F}} \mathcal{C}_\phi(f, \eta, x) - \mathcal{C}_{\phi, \mathcal{F}}^*(\eta, x) \quad \text{s.t.} \quad \mathcal{C}_\psi(f, \eta, x) - \mathcal{C}_{\psi, \mathcal{F}}^*(\eta, x) \geq \varepsilon. \quad (5)$$

Note that $\bar{\delta}(\varepsilon, \eta, x)$ is nondecreasing for $\varepsilon > 0$. The calibration function $\bar{\delta}(\varepsilon, \eta, x)$ is the maximal δ satisfying the CCR condition (4). [Steinwart \(2007\)](#) established the following important result to confirm if a surrogate is (ψ, \mathcal{F}) -calibrated.

Proposition 7 (Steinwart (2007)) A surrogate loss ϕ is (ψ, \mathcal{F}) -calibrated if and only if its calibration function δ satisfies $\bar{\delta}(\varepsilon, \eta, x) > 0$ for all $\varepsilon > 0$, $\eta \in [0, 1]$, and $x \in \mathcal{X}$.

In order to see the relationship between (ψ, \mathcal{F}) -excess risk and (ϕ, \mathcal{F}) -excess risk, a stronger notion of calibrated losses than Definition 5 is necessary.

Definition 8 For a loss $\psi : \mathbb{R} \rightarrow \mathbb{R}_{\geq 0}$ and a function class \mathcal{F} , we say a loss $\phi : \mathbb{R} \rightarrow \mathbb{R}_{\geq 0}$ is uniformly (ψ, \mathcal{F}) -calibrated, if for any $\varepsilon > 0$, there exists $\delta > 0$ such that for all $\eta \in [0, 1]$, $f \in \mathcal{F}$, and $x \in \mathcal{X}$, we have

$$\mathcal{C}_\phi(f, \eta, x) < \mathcal{C}_{\phi, \mathcal{F}}^*(\eta, x) + \delta \implies \mathcal{C}_\psi(f, \eta, x) < \mathcal{C}_{\psi, \mathcal{F}}^*(\eta, x) + \varepsilon.$$

The corresponding uniform calibration function is defined as

$$\delta(\varepsilon) = \inf_{\eta \in [0, 1]} \inf_{x \in \mathcal{X}} \bar{\delta}(\varepsilon, \eta, x).$$

Note that Definition 8 is slightly but substantially different from Definition 5 in that the order of quantifiers of δ and (η, x) is reversed. With this notion, we can connect the surrogate excess risk to the target excess risk as shown in the following statement.

Proposition 9 (Theorem 2.13 in Steinwart (2007)) Let $\delta : \mathbb{R}_{\geq 0} \rightarrow \mathbb{R}_{\geq 0}$ be the uniform calibration function of ϕ wrt (ψ, \mathcal{F}) . Define $\check{\delta} : \mathbb{R}_{\geq 0} \rightarrow \mathbb{R}_{\geq 0}$ as $\check{\delta}(\varepsilon) = \delta(\varepsilon)$ if $\varepsilon > 0$ and $\check{\delta}(0) = 0$. Suppose that ϕ and ψ are \mathbb{P} -minimizable and $\mathcal{R}_{\phi, \mathcal{F}}^*, \mathcal{R}_{\psi, \mathcal{F}}^* < \infty$. Then, for all $f \in \mathcal{F}$, we have

$$\check{\delta}^{**}(\mathcal{R}_\psi(f) - \mathcal{R}_{\psi, \mathcal{F}}^*) \leq \mathcal{R}_\phi(f) - \mathcal{R}_{\phi, \mathcal{F}}^*, \quad (6)$$

where $\check{\delta}^{**}$ denotes the Fenchel-Legendre biconjugate of $\check{\delta}$.

The relationship in (6) is called an excess risk transform. The excess risk transform is invertible iff ϕ is uniformly (ψ, \mathcal{F}) -calibrated ([Steinwart, 2007](#), Remark 2.14). In this case, we obtain the excess risk bound $\mathcal{R}_\psi(f) - \mathcal{R}_{\psi, \mathcal{F}}^* \leq (\check{\delta}^{**})^{-1}(\mathcal{R}_\phi(f) - \mathcal{R}_{\phi, \mathcal{F}}^*)$.³ In the end, the calibration function can be used in two ways: Proposition 7 enables us to check if a surrogate loss is calibrated, and Proposition 9 gives us a quantitative relationship between the surrogate excess risk and the target excess risk. Such an analysis has been carried out in a number of learning problems as we mention in Section 4.

We review an important result regarding convex surrogates for the non-robust 0-1 loss ℓ_{01} .

ensures $\mathcal{R}_{\phi, \mathcal{F}}^* = \mathbb{E}_X[\mathcal{C}_{\phi, \mathcal{F}}^*(\mathbb{P}(Y = +1|X), X)]$. The precise statements and more details about \mathbb{P} -minimizability can be found in [Steinwart \(2007, Definition 2.4 and Lemma 2.5\)](#).

3. In addition, it is known that a non-vacuous and distribution-independent excess risk transform is available only if a surrogate is uniformly calibrated provided that the biconjugate of the calibration function is invertible ([Steinwart, 2007, Theorem 2.17](#)). Hence, uniform calibration is necessary to obtain an excess risk bound.

Proposition 10 (Theorem 6 in Bartlett et al. (2006)) *Let ϕ be a convex surrogate loss. Then, ϕ is uniformly calibrated wrt $(\ell_{01}, \mathcal{F}_{\text{all}})$ if and only if it is differentiable at 0 and $\phi'(0) < 0$.*

As a result of Proposition 10, we know that many surrogate losses used in practice such as the hinge loss, logistic loss, and squared loss are uniformly calibrated wrt $(\ell_{01}, \mathcal{F}_{\text{all}})$. One of our objectives in this paper is to establish a general class of loss functions that are calibrated wrt the adversarial 0-1 loss, in analogy to Proposition 10.

Before proceeding to our main results, we present two lemmas that facilitate our analysis. All proofs are deferred to Appendix C.

Lemma 11 *Let $\tilde{\mathcal{X}}_\rho \stackrel{\text{def}}{=} \mathcal{X} \setminus B_2^\circ(\gamma + \rho)$ and ϕ be a continuous surrogate loss. Denote*

$$\delta_\rho(\varepsilon) = \inf_{\eta \in [0, 1]} \inf_{x \in \tilde{\mathcal{X}}_\rho} \inf_{f \in \mathcal{F}_{\text{lin}}} \mathcal{C}_\phi(f, \eta, x) - \mathcal{C}_{\phi, \mathcal{F}_{\text{lin}}}^*(\eta, x) \quad \text{s.t.} \quad \mathcal{C}_{\phi_\gamma}(f, \eta, x) - \mathcal{C}_{\phi_\gamma, \mathcal{F}_{\text{lin}}}^*(\eta, x) \geq \varepsilon.$$

Then, ϕ is $(\phi_\gamma, \mathcal{F}_{\text{lin}})$ -calibrated if and only if $\delta_\rho(\varepsilon) > 0$ for all $\varepsilon > 0$ and $\rho \in (0, 1 - \gamma)$.

The calibration function with the restricted domain δ_ρ is easier to work with in the subsequent analyses. Finally, we characterize the calibration function of an arbitrary surrogate loss ϕ wrt $(\phi_\gamma, \mathcal{F}_{\text{lin}})$.

Lemma 12 *Let ϕ be a surrogate loss. Then, the $(\phi_\gamma, \mathcal{F}_{\text{lin}})$ -calibration function is*

$$\bar{\delta}(\varepsilon, \eta, x) = \begin{cases} \infty & \text{if } \varepsilon > \max\{\eta, 1 - \eta\}, \\ \inf_{f \in \mathcal{F}_{\text{lin}}: |f(x)| \leq \gamma} \Delta \mathcal{C}_{\phi, \mathcal{F}_{\text{lin}}}(f, \eta, x) & \text{if } |2\eta - 1| < \varepsilon \leq \max\{\eta, 1 - \eta\}, \\ \inf_{f \in \mathcal{F}_{\text{lin}}: (2\eta - 1)f(x) \leq 0 \text{ or } |f(x)| \leq \gamma} \Delta \mathcal{C}_{\phi, \mathcal{F}_{\text{lin}}}(f, \eta, x) & \text{if } \varepsilon \leq |2\eta - 1|, \end{cases} \quad (7)$$

when $\|x\|_2 > \gamma$, and $\bar{\delta}(\varepsilon, \eta, x) = \infty$ when $\|x\|_2 \leq \gamma$.

Lemmas 11 and 12 are used in the proofs and examples below.

6. Convex Surrogates are Not $(\phi_\gamma, \mathcal{F}_{\text{lin}})$ -calibrated

Our first result concerns calibration of convex surrogate losses wrt the γ -robust 0-1 loss.

Theorem 13 *For any margin-based surrogate loss $\phi : \mathbb{R} \rightarrow \mathbb{R}_{\geq 0}$, if ϕ is convex, then ϕ is not calibrated wrt $(\phi_\gamma, \mathcal{F}_{\text{lin}})$.*

Proof (Sketch) In the non-robust setup, Bartlett et al. (2006) showed that a surrogate loss is calibrated wrt $(\ell_{01}, \mathcal{F}_{\text{all}})$ iff $\inf_{(2\eta - 1)f(x) \leq 0} \mathcal{C}_\phi(f, \eta, x)$ (the minimum ϕ -risk over ‘wrong’ predictions) is larger than $\inf_{f(x) \in \mathbb{R}} \mathcal{C}_\phi(f, \eta, x)$ (the minimum ϕ -risk over all predictions) for $\eta \neq \frac{1}{2}$. This means wrong predictions must be penalized more. In our robust setup, we must penalize not only wrong predictions but also predictions that fall in the γ -margin, i.e.,

$$\inf_{f \in \mathcal{F}_{\text{lin}}: |f(x)| \leq \gamma} \mathcal{C}_\phi(f, \eta, x) > \inf_{f \in \mathcal{F}_{\text{lin}}} \mathcal{C}_\phi(f, \eta, x), \quad (8)$$

which is an immediate corollary of Proposition 7 and Lemma 12 and stated in part 3 of Lemma 21 in Appendix C. Condition (8) becomes harder to satisfy as a data point gets more uncertain ($\eta \rightarrow \frac{1}{2}$).

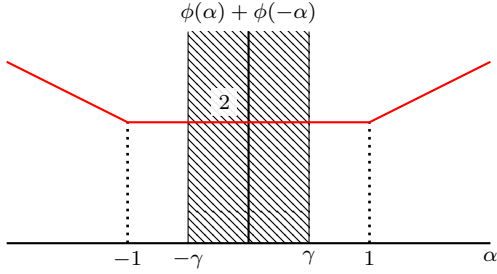


Figure 2: $\phi(\alpha) + \phi(-\alpha) = 2\mathcal{C}_\phi(f, \frac{1}{2}, x)$ is illustrated with $\alpha = f(x)$, where ϕ is the hinge loss and $\gamma = 0.5$. $\phi(\alpha) + \phi(-\alpha)$ has the same minimizers in both $|\alpha| \leq \gamma$ and $|\alpha| \leq 1$.

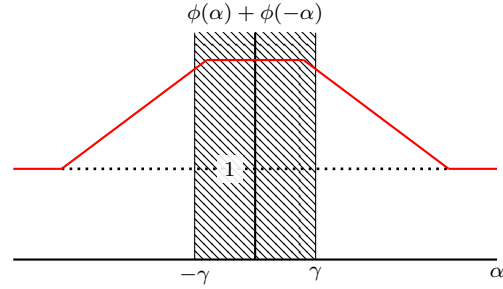


Figure 3: $\phi(\alpha) + \phi(-\alpha) = 2\mathcal{C}_\phi(f, \frac{1}{2}, x)$ is illustrated with $\alpha = f(x)$, where ϕ is the ramp loss with $\beta = 0.6$ (defined in Section 8) and $\gamma = 0.5$. The condition $\phi(\gamma) + \phi(-\gamma) > \phi(\alpha) + \phi(-\alpha)$ for $\alpha \in (\gamma, 1]$ reflects the idea that predictions falling into the shaded area ($|\alpha| \leq \gamma$) must be penalized more than the others.

In the limit, we have $\inf_{|\alpha| \leq \gamma} \phi(\alpha) + \phi(-\alpha) > \inf_{\alpha \in \mathbb{R}} \phi(\alpha) + \phi(-\alpha)$, meaning that the even part of ϕ should take larger values in $|\alpha| \leq \gamma$ than in the rest of α . However, $\phi(\alpha) + \phi(-\alpha)$ attains the infimum at $\alpha = 0$ because $\phi(\alpha) + \phi(-\alpha)$ is convex and even as long as ϕ is convex. Therefore, the condition (8) would never be satisfied by convex surrogate ϕ . This idea is illustrated in Figure 2. ■

Hence, many popular surrogate losses such as the hinge, logistic, and squared error losses are not calibrated wrt $(\phi_\gamma, \mathcal{F}_{\text{lin}})$. We defer all proofs to Appendix C.

Note that the definition of calibration makes no assumptions on the conditional distribution $\mathbb{P}(Y = +1|x)$. If we additionally adopt the low noise assumption (Massart and Nédélec, 2006), then it is possible for a convex loss to be calibrated wrt $(\phi_\gamma, \mathcal{F}_{\text{lin}})$. We will discuss the details later in Section 9.

7. Calibration Conditions for Nonconvex Surrogates

As seen in Section 6, convex surrogate losses that are calibrated wrt $(\phi_\gamma, \mathcal{F}_{\text{lin}})$ do not exist. This motivates a search for nonconvex surrogate losses. Nonconvex surrogates are used for outlier robustness (Collobert et al., 2006; Masnadi-Shirazi and Vasconcelos, 2009; Holland, 2019) or label-noise robustness (Ghosh et al., 2015; van Rooyen et al., 2015; Charoenphakdee et al., 2019). Bounded monotone surrogates such as the ramp loss and the sigmoid loss are simple and common choices for those purposes. In this section, we also look for good surrogates from bounded monotone losses.

The following assumption will be adopted.

Assumption A For a margin-based loss function $\phi : \mathbb{R} \rightarrow \mathbb{R}_{\geq 0}$, $\phi(-\alpha) > \phi(\alpha)$ for $\alpha \in (\gamma, 1]$, and its ϕ -CCR $\mathcal{C}_\phi(\cdot, \eta)$ is quasiconcave for all $\eta \in [0, 1]$.

The assumption $\phi(-\alpha) > \phi(\alpha)$ for $\alpha \in (\gamma, 1]$ is naturally satisfied by surrogates strictly decreasing in $[-\alpha_0, \alpha_0]$ with sufficiently large $\alpha_0 > 0$.

Next, we state our main positive result. Its proof is included in Appendix C.

Theorem 14 Let $\phi : \mathbb{R} \rightarrow \mathbb{R}_{\geq 0}$ be a surrogate loss. Assume that ϕ is bounded, continuous, nonincreasing, and satisfies Assumption A. Let $\mathcal{F} = \mathcal{F}_{\text{lin}}$. Then,

1. ϕ is $(\ell_{01}, \mathcal{F}_{\text{lin}})$ -calibrated.
2. ϕ is $(\phi_\gamma, \mathcal{F}_{\text{lin}})$ -calibrated if and only if $\phi(\gamma) + \phi(-\gamma) > \phi(\alpha) + \phi(-\alpha)$ for all $\alpha \in (\gamma, 1]$.

Proof (Sketch of 2) As in the proof sketch of Theorem 13, (8) is needed for $(\phi_\gamma, \mathcal{F}_{\text{lin}})$ -calibration, and thus $\phi(\alpha) + \phi(-\alpha)$ should take larger values in $|\alpha| \leq \gamma$ than in the rest of α . Quasiconcavity of $\phi(\alpha) + \phi(-\alpha)$ naturally implies this property with a non-strict inequality, and the condition $\phi(\gamma) + \phi(-\gamma) > \phi(\alpha) + \phi(-\alpha)$ (for all $\alpha > \gamma$) ensures a strict inequality. Figure 3 illustrates this idea with the ramp loss. ■

To the best of our knowledge, this is the first characterization of losses calibrated to ϕ_γ .

Remark 15 For all $\alpha > \gamma$, $\phi(\gamma) + \phi(-\gamma) \geq \phi(\alpha) + \phi(-\alpha)$ always holds when ϕ is bounded, continuous, nonincreasing, and satisfies Assumption A (see part 3 of Lemma 22 in Appendix C). The strict inequality $\phi(\gamma) + \phi(-\gamma) > \phi(\alpha) + \phi(-\alpha)$ is then necessary and sufficient for $(\phi_\gamma, \mathcal{F}_{\text{lin}})$ -calibration.

Remark 16 The ramp loss and the sigmoid loss are $(\ell_{01}, \mathcal{F}_{\text{all}})$ -calibrated (Bartlett et al., 2006; Charoenphakdee et al., 2019). Note that these two losses are bounded, continuous, nonincreasing, and satisfy Assumption A, hence $(\ell_{01}, \mathcal{F}_{\text{lin}})$ -calibrated.

Remark 17 After modifying the definition of the calibration (Definition 5), the condition in Theorem 14 (part 2) has been changed from $\phi(\gamma) + \phi(-\gamma) > \phi(1) + \phi(-1)$ in the published version (Bao et al., 2020).

In parallel, Assumption A is newly introduced, which is stronger than quasiconcave even losses assumed in the published version: $C_\phi(\cdot, \frac{1}{2})$ is quasiconcave. Indeed, quasiconcave even losses do not satisfy Assumption A in general as was asserted by Bao et al. (2020, Lemma 13 (part 1)) because Lemma 15 used in the proof has an error. A counterexample

$$\phi(\alpha) \stackrel{\text{def}}{=} \frac{e^{-\alpha^2} + 1}{2} + \max\{-5, \min\{5, -x\}\} + 4.5$$

verifies this— $C_\phi(\cdot, 0.6)$ is not quasiconcave even though $C_\phi(\cdot, \frac{1}{2})$ is (see Appendix F). Nevertheless, natural monotone losses such as the ramp and sigmoid losses satisfy the stronger assumption.

8. Examples

Several examples of loss functions are shown in Figure 4. For each base surrogate ϕ , we consider the shifted surrogate $\phi_\beta(\alpha) \stackrel{\text{def}}{=} \phi(\alpha - \beta)$ with the horizontal shift parameter β . The ramp, sigmoid, modified squared losses are examples of nonconvex losses satisfying Assumption A when $\beta \geq 0$, while the hinge, logistic, and squared losses are examples of convex losses. We show $(\phi_\gamma, \mathcal{F}_{\text{lin}})$ -calibration functions in this subsection.⁴ As a result, we will see that the ramp, sigmoid, and modified squared losses are calibrated with appropriate shift parameters.⁵ Detailed derivations of the calibration functions and the proofs of quasiconcavity are deferred to Appendix D.

4. In this section, we call $\delta_\rho(\varepsilon)$ defined in Lemma 11 as the calibration function instead of $\bar{\delta}(\varepsilon, \eta, x)$ with a slight abuse of terminology.

5. After modifying the definition of calibration (Definition 5), the admissible shift parameters slightly differ from the published version (Bao et al., 2020). Specifically, the shift parameter range for the ramp loss has been changed from $0 < \beta < 2$, and for the modified squared loss from $0 \leq \beta < 1$. It remains the same for the sigmoid loss.

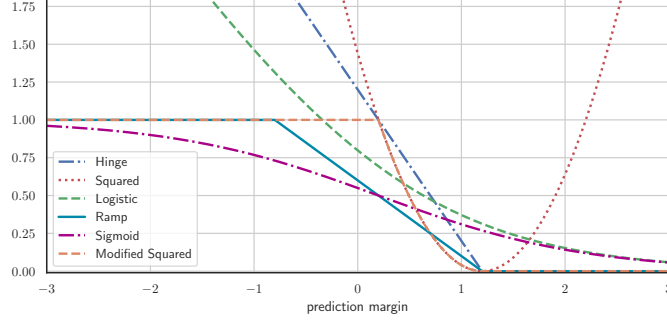


Figure 4: Surrogate losses. They are different from the traditional ones by horizontal translation of $+\beta$ ($\beta = 0.2$ here).

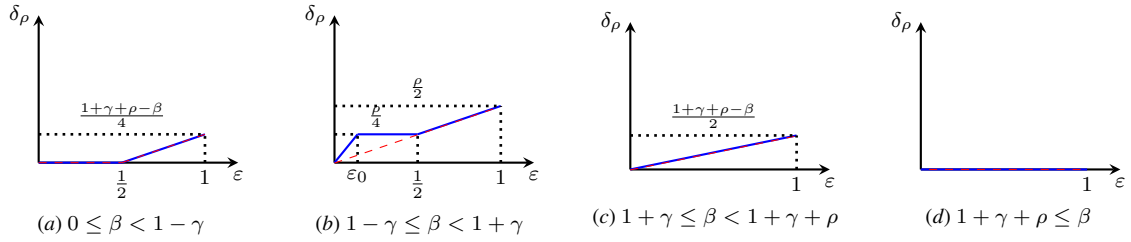


Figure 5: The calibration function of the ramp loss. $\varepsilon_0 \stackrel{\text{def}}{=} \frac{\rho}{4(1+\gamma+\rho-\beta)}$. The dashed line is $\tilde{\delta}_\rho^{**}$.

8.1. Ramp Loss

The ramp loss is $\phi(\alpha) = \min\{1, \max\{0, \frac{1-\alpha}{2}\}\}$. We consider the shifted ramp loss: $\phi_\beta(\alpha) = \phi(\alpha - \beta) = \min\{1, \max\{0, \frac{1-\alpha+\beta}{2}\}\}$. The $(\phi_\gamma, \mathcal{F}_{\text{lin}})$ -calibration function and its Fenchel-Legendre biconjugate of the ramp loss are plotted in Figure 5. We can see that the ramp loss is calibrated wrt $(\phi_\gamma, \mathcal{F}_{\text{lin}})$ when $1 - \gamma < \beta < 1 + \gamma$. Since the ramp loss satisfies Assumption A when $\beta \geq 0$, we also observe that the ramp loss is not calibrated when $\beta = 0$ because it is symmetric loss (Charoenphakdee et al., 2019), that is, $\phi_0(\alpha) + \phi_0(-\alpha) = 1$ for all $\alpha \in \mathbb{R}$, which does not satisfy the condition $\phi_0(\gamma) + \phi_0(-\gamma) > \phi_0(\alpha) + \phi_0(-\alpha)$ for all $\alpha \in (\gamma, 1]$ in Theorem 14.

8.2. Sigmoid Loss

The sigmoid loss is $\phi(\alpha) = \frac{1}{1+e^\alpha}$. We consider the shifted sigmoid loss: $\phi_\beta(\alpha) = \frac{1}{1+e^{\alpha-\beta}}$ for $\beta > 0$. The $(\phi_\gamma, \mathcal{F}_{\text{lin}})$ -calibration function is plotted in Figure 6. Thus, the sigmoid loss is $(\phi_\gamma, \mathcal{F}_{\text{lin}})$ -calibrated when $\delta_0 > 0$, which is equivalent to $\beta > 0$. Again, we observe that the sigmoid loss with $\beta = 0$ is not calibrated in the same way as the ramp loss because it is symmetric.

8.3. Modified Squared Loss

We make a bounded monotone surrogate $\phi(\alpha) = \text{clip}_{[0,1]}(\max\{0, 1 - \alpha\}^2)$ by modifying the squared loss, where $\text{clip}_{[a,b]}(\cdot)$ clips values outside the interval $[a, b]$, and consider the shifted version $\phi_\beta(\alpha) \stackrel{\text{def}}{=} \phi(\alpha - \beta)$. The $(\phi_\gamma, \mathcal{F}_{\text{lin}})$ -calibration function and its Fenchel-Legendre biconjugate are plotted in Figure 7. We can deduce that the modified squared loss is calibrated wrt $(\phi_\gamma, \mathcal{F}_{\text{lin}})$ for all $0 \leq \beta \leq \gamma$. In contrast to the proceeding examples, the modified squared loss is not symmetric.

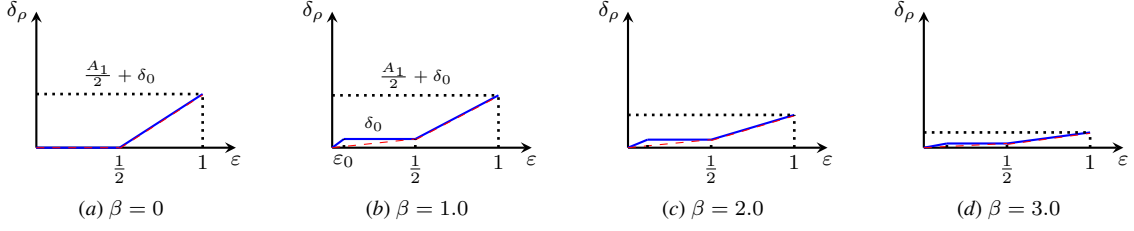


Figure 6: The calibration function of the sigmoid loss. $A_0 \stackrel{\text{def}}{=} \phi_\beta(-\gamma - \rho) - \phi_\beta(\gamma + \rho)$, $A_1 \stackrel{\text{def}}{=} \phi_\beta(\gamma) - \phi_\beta(-\gamma) - \phi_\beta(\gamma + \rho) + \phi_\beta(-\gamma - \rho)$, $\delta_0 \stackrel{\text{def}}{=} (\phi_\beta(\gamma) + \phi_\beta(-\gamma) - \phi_\beta(\gamma + \rho) - \phi_\beta(-\gamma - \rho))/2$, and $\varepsilon_0 \stackrel{\text{def}}{=} \frac{\delta_0}{A_0}$. The dashed line is δ_ρ^{**} .

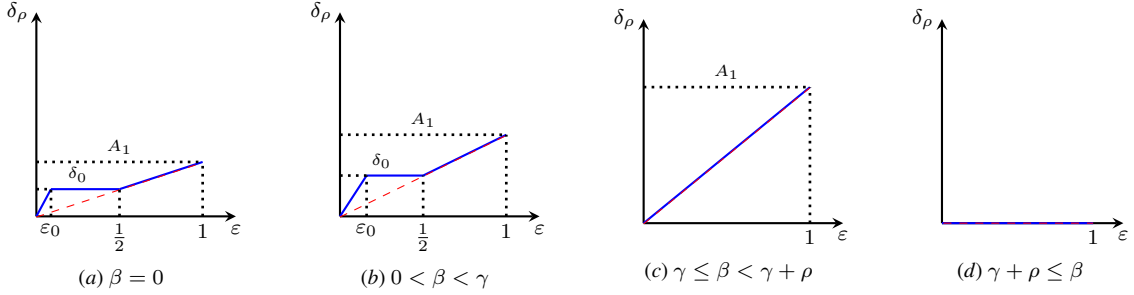


Figure 7: The calibration function of the modified squared loss. The dashed line is δ_ρ^{**} . $A_0 \stackrel{\text{def}}{=} (\gamma + \rho - \beta)(2 + \beta - \gamma - \rho)$, $A_1 \stackrel{\text{def}}{=} \rho(2 + 2\beta - 2\gamma - \rho)$, $\delta_0 \stackrel{\text{def}}{=} \frac{A_1}{2}$, and $\varepsilon_0 \stackrel{\text{def}}{=} \frac{\delta_0}{A_0}$.

Moreover, the modified squared loss is $(\phi_\gamma, \mathcal{F}_{\text{lin}})$ -calibrated even if ϕ_β for $\beta < 0$ does not satisfy Assumption A.⁶ We plot two examples in Figure 8. As seen in the proof sketch of Theorem 14, it is crucial that $\phi_\beta(\alpha) + \phi_\beta(-\alpha)$ takes higher values in $|\alpha| \leq \gamma$ than in $|\alpha| > \gamma$. When $\gamma \leq \frac{2}{5}$, the modified squared loss with $-1 - \gamma + \sqrt{1 + 2\gamma^2} < \beta < 0$ satisfies this property (see Figure 9).

8.4. Hinge Loss and Squared Loss

Here we consider the shifted hinge loss $\phi_\beta(\alpha) = \max\{0, 1 - \alpha + \beta\}$, and the shifted squared loss $\phi_\beta(\alpha) = (1 - \alpha + \beta)^2$ as examples of convex losses. Their $(\phi_\gamma, \mathcal{F}_{\text{lin}})$ -calibration functions are shown in Figure 10, which tell us that the hinge and squared losses are not $(\phi_\gamma, \mathcal{F}_{\text{lin}})$ -calibrated. This result aligns with Theorem 13.

9. Calibrated Losses under Low-noise Condition

In Sections 6 and 7, we have seen that convex ϕ would not be $(\phi_\gamma, \mathcal{F}_{\text{lin}})$ -calibrated while some nonconvex ϕ can be calibrated. In this section, we will see that convex losses can be $(\phi_\gamma, \mathcal{F}_{\text{lin}})$ -calibrated under a certain assumption on the conditional distribution.

Assumption B *Let $\xi \in (0, 1)$. The conditional distribution satisfies $|2\mathbb{P}(Y = +1|X) - 1| \geq \xi$ almost surely.*

6. Indeed, its CCR is not necessarily quasiconcave. See Figure 17 in Appendix D.3.

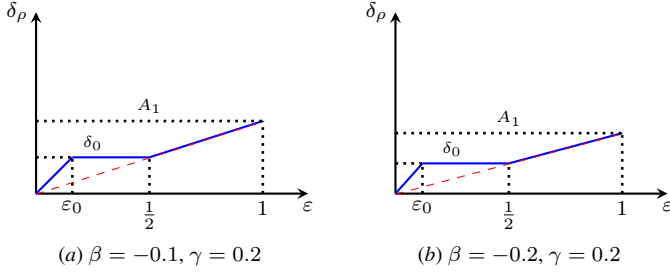


Figure 8: The calibration function of the modified squared loss when $\beta < 0$. $A_0, A_1, \delta_0, \varepsilon_0$ are the same as in the caption of Figure 7.

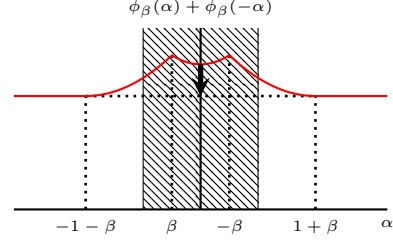


Figure 9: Illustration of $\phi_\beta(\alpha) + \phi_\beta(-\alpha)$ for the modified squared loss when $\gamma \leq 0.4$ and $-1 - \gamma + \sqrt{1 + 2\gamma^2} < \beta < 0$. Here, $\beta = -0.2$ and $\gamma = 0.4$.

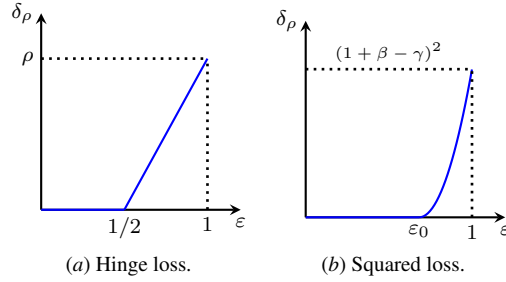


Figure 10: The calibration functions of the hinge and squared loss. $\varepsilon_0 \stackrel{\text{def}}{=} \frac{1+\beta+\gamma}{2(1+\beta)}$.

This assumption is commonly known as Massart's noise condition and we sometimes refer to it as the ξ -Massart condition (Massart and Nédélec, 2006). With the Massart condition, we further introduce a modified version of $(\phi_\gamma, \mathcal{F}_{\text{lin}})$ -calibrated losses and the calibration function.

Definition 18 For the robust 0-1 loss ϕ_γ and a function class \mathcal{F} , we say a loss $\phi : \mathbb{R} \rightarrow \mathbb{R}_{\geq 0}$ is $(\phi_\gamma, \mathcal{F})$ -calibrated under ξ -Massart condition if for any $\varepsilon > 0$ and $\eta \in [0, 1]$ with $|2\eta - 1| \geq \xi$, there exists $\delta > 0$ such that for all $f \in \mathcal{F}$, we have

$$\mathcal{C}_\phi(f, \eta, x) < \mathcal{C}_{\phi_\gamma, \mathcal{F}}^*(\eta, x) + \delta \implies \mathcal{C}_{\phi_\gamma}(f, \eta, x) < \mathcal{C}_{\phi_\gamma, \mathcal{F}}^*(\eta, x) + \varepsilon.$$

The corresponding $(\phi_\gamma, \mathcal{F})$ -calibration function is defined as

$$\delta_\xi^{\text{Massart}}(\varepsilon) = \inf_{\eta \in [0, 1]} \inf_{x \in \mathcal{X}} \inf_{f \in \mathcal{F}} \mathcal{C}_\phi(f, \eta, x) - \mathcal{C}_{\phi_\gamma, \mathcal{F}}^*(\eta, x) \quad \text{s.t.} \quad \mathcal{C}_{\phi_\gamma}(f, \eta, x) - \mathcal{C}_{\phi_\gamma, \mathcal{F}}^*(\eta, x) \geq \varepsilon.$$

As seen in the case of $(\phi_\gamma, \mathcal{F})$ -calibration (Proposition 7), it is necessary and sufficient to check $\delta_\xi^{\text{Massart}}(\varepsilon) > 0$ for all $\varepsilon > 0$, in order to check $(\phi_\gamma, \mathcal{F})$ -calibration under ξ -Massart condition.

Then, we can obtain the positive result for convex losses under the Massart condition.

Theorem 19 Under ξ -Massart condition,

- the shifted hinge loss $\phi(\alpha) = [1 - \alpha + \beta]_+$ with any shift $\beta \geq 0$ is $(\phi_\gamma, \mathcal{F}_{\text{lin}})$ -calibrated for any $\xi > 0$, and
- the logistic loss $\phi(\alpha) = \log(1 + e^{-\alpha})$ is $(\phi_\gamma, \mathcal{F}_{\text{lin}})$ -calibrated for $\xi > \tanh(\frac{\gamma}{2})$.

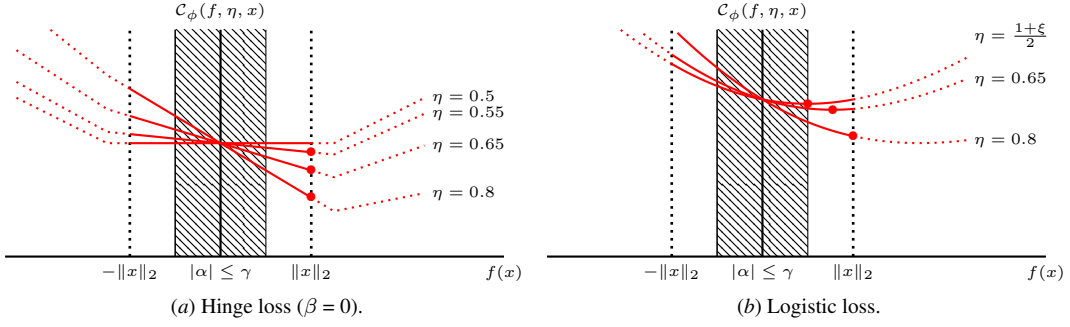


Figure 11: ϕ -CCR for the hinge and logistic loss with different η . The dots are minimizers of each line.

Proof (Sketch) As we see in the proof sketches of Theorems 13 and 14, the suboptimal predictions should be penalized strictly more than the optimal predictions. Under ξ -Massart condition, let us focus on predictions $f(x)$ for $\eta \geq \frac{1+\xi}{2}$. Since $f(x)$ spans $[-\|x\|_2, \|x\|_2]$ when $f \in \mathcal{F}_{\text{lin}}$ for a fixed x , the suboptimal predictions are obtained by the infimum of ϕ -CCR in $f(x) \in [-\|x\|_2, \gamma]$ ($[-\|x\|_2, 0]$ is wrong predictions and $(0, \gamma]$ is predictions not robust), while the optimal predictions are obtained by the infimum in $f(x) \in [-\|x\|_2, \|x\|_2]$. Now take a look at Figure 11. Figure 11(a) tells us that the optimal minimizers of the hinge loss is always $f(x) = \|x\|_2$ unless $\eta = \frac{1}{2}$. On the other hand, we can see that the optimal minimizers of the logistic loss satisfy $f(x) > \gamma$ if $\eta > \frac{1+\xi}{2}$. They are strictly less penalized than the suboptimal minimizers thereby calibrated. ■

Theorem 19 shows that surrogate losses could be $(\phi_\gamma, \mathcal{F}_{\text{lin}})$ -calibrated under the Massart condition even if they are not calibrated for all distributions.

Remark 20 Awasthi et al. (2021a, Theorem 25) provide a sufficient condition for $(\ell_\gamma, \mathcal{F}_{\text{lin}})$ -consistency to hold for $(\phi_\gamma, \mathcal{F}_{\text{lin}})$ -calibrated surrogate loss. Their condition assumes $\mathcal{R}_{\ell_\gamma, \mathcal{F}_{\text{lin}}}^* = 0$. Since $\mathcal{R}_{\ell_{01}, \mathcal{F}_{\text{lin}}} \leq \mathcal{R}_{\ell_\gamma}$, this assumption immediately implies $\mathcal{R}_{\ell_{01}}^* = 0$, which is equivalent to Assumption B with $\xi = 1$. Hence, convex losses lead to $(\ell_\gamma, \mathcal{F}_{\text{lin}})$ -consistency under the assumptions of Awasthi et al. (2021a, Theorem 25).

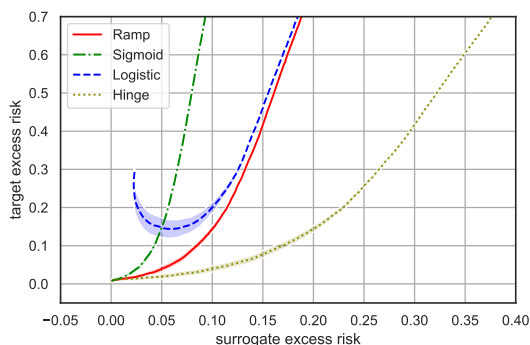
10. Simulation

Learning Curve on Synthetic Data. We use two synthetic datasets.

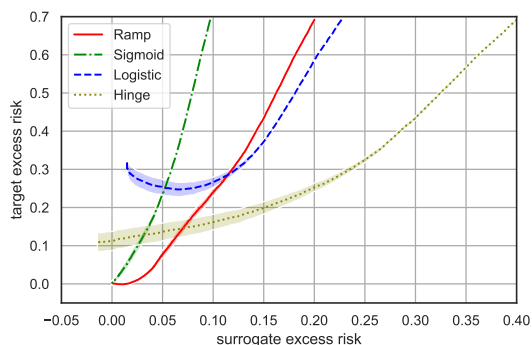
- **Twonorm.** Positive data are generated from $\mathcal{N}([0.3 \ 0.3]^\top, 0.1^2 I_2)$ and negative data are generated from $\mathcal{N}(-[0.3 \ 0.3]^\top, 0.1^2 I_2)$. The class ratio is 0.5. All data points lie in the ℓ_2 unit ball with high probability. The classifier $\theta = [1/\sqrt{2} \ 1/\sqrt{2}]$ achieves $(\phi_\gamma, \mathcal{F}_{\text{lin}})$ -Bayes risk.
- **Advnorm.** First, clean positive data are generated from $\mathcal{N}([0.3 \ 0.3]^\top, 0.142^2 I_2)$ and clean negative data are generated from $\mathcal{N}(-[0.3 \ 0.3]^\top, 0.142^2 I_2)$. Then, labels of $(x, y = +1)$ with $0 < x_1 + x_2 < 0.25$ are flipped to $y = -1$. All data points lie in the ℓ_2 unit ball with high probability. The classifier $\theta = [1/\sqrt{2} \ 1/\sqrt{2}]$ achieves $(\phi_\gamma, \mathcal{F}_{\text{lin}})$ -Bayes risk. This dataset is the same one as we use in the illustration of Figure 1.

Table 1: The simulation results of the γ -adversarially robust 0-1 loss with $\gamma = 0.1$ and $\beta = 0.5$. 50 trials are conducted for each pair of a method and dataset. Standard errors (multiplied by 10^4) are shown in parentheses. Bold-faces indicate outperforming methods, chosen by one-sided t-test with the significant level 5%.

	Ramp	Sigmoid	Hinge	Logistic
0 vs 1	0.034 (3)	0.017 (2)	0.087 (12)	0.321 (19)
0 vs 2	0.111 (7)	0.133 (10)	0.109 (8)	0.281 (19)
0 vs 3	0.107 (7)	0.126 (8)	0.120 (9)	0.307 (18)
0 vs 4	0.069 (6)	0.093 (12)	0.072 (7)	0.269 (21)
0 vs 5	0.233 (21)	0.340 (25)	0.233 (21)	0.269 (16)
0 vs 6	0.129 (8)	0.167 (13)	0.127 (8)	0.287 (22)
0 vs 7	0.067 (6)	0.073 (6)	0.090 (9)	0.302 (18)
0 vs 8	0.096 (7)	0.123 (12)	0.100 (9)	0.263 (20)
0 vs 9	0.082 (6)	0.101 (8)	0.092 (8)	0.279 (22)



(a) Twonorm dataset ($\gamma = 0.1, \beta = 0.2$)



(b) Advnorm dataset ($\gamma = 0.1, \beta = 0.5$)

Figure 12: Optimization trajectories are shown. The horizontal (vertical, resp.) axis shows surrogate excess risk (excess risk of the robust 0-1 loss, resp.) on test data.

For each dataset, we generate 500 training and 500 test points.

Linear models $f(x) = \theta^\top x + \theta_0$ are used, where θ and θ_0 are learnable parameters. As surrogate losses, we use the ramp, sigmoid, logistic, and hinge losses. Batch gradient descent with the fixed step size 0.01 is used in optimization, and 3,000 steps are run for each trial. After every parameter update, the parameters are normalized to ensure $\|[\theta \ \theta_0]^\top\|_2 = 1$.

The robust 0-1 loss is used as the target loss. The Bayes risk for each surrogate loss and the robust 0-1 loss is numerically computed, which is used to compute the excess risk. The detail of numerical approximation of the Bayes risks is explained in Appendix E. The surrogate and target excess risks are shown in Figure 12. 20 trials are run for each data realization.

As we can see from Figure 12, for both twonorm and advnorm, the optimization trajectories of the calibrated surrogates (the ramp and sigmoid) have target excess risks tending to zero, while the logistic loss fails. This observation agrees with our theoretical findings in Theorems 13 and 14 for the logistic loss. As for the hinge loss, we observe that it achieves the near-optimal target excess risk on twonorm. This distribution does not satisfy Massart’s condition for any $\xi > 0$, which suggests there might be a more general condition that guarantees calibration for certain convex losses. For advnorm, which does not satisfy Massart’s condition, hinge fails to converge to zero target excess

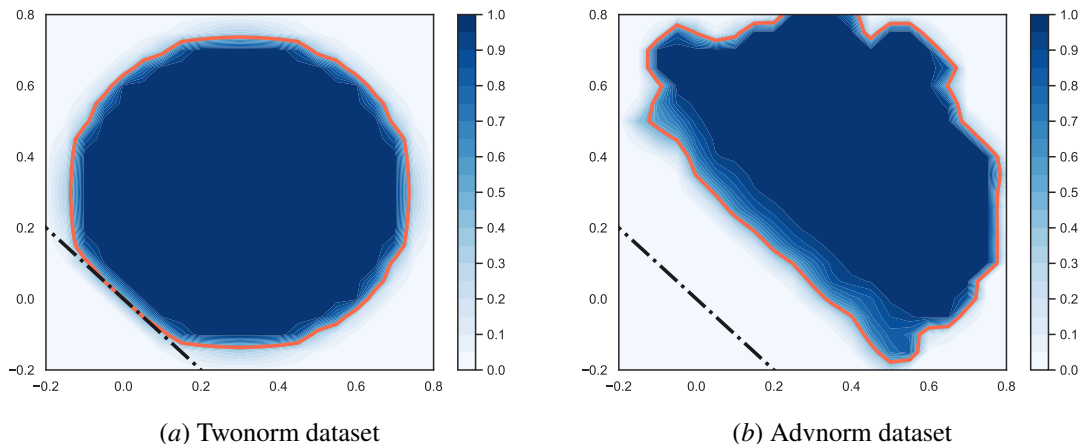


Figure 13: The estimated posterior distributions $\mathbb{P}(Y = +1|x)$ are plotted with the same scale. The estimation procedure is described in Appendix E.1. The black dashed line is the Bayes $(\phi_\gamma, \mathcal{F}_{\text{lin}})$ -classifier and the red solid line is the contour line for $\mathbb{P}(Y = +1|x) = 0.5$. As can be seen, the posterior value changes more gradually around 0.5 in Figure 13(b).

risk, most likely because $\mathbb{P}(Y = +1|x)$ changes more smoothly around $\frac{1}{2}$ for advnorm compared to twonorm. (see Figure 13).

Note again that even if a surrogate loss ϕ is $(\phi_\gamma, \mathcal{F}_{\text{lin}})$ -calibrated, it does not immediately imply $(\ell_\gamma, \mathcal{F}_{\text{lin}})$ -consistency as pointed out by Awasthi et al. (2021a). Nonetheless, nonconvex calibrated surrogate losses are useful in practice as illustrated above, and the hinge loss may also perform reasonably when there is not too much noise near the decision boundary.

Benchmark Data. We compare the ramp, sigmoid, hinge, and logistic losses on MNIST. The results are shown in Table 1, where we see that nonconvex losses, especially the ramp loss, outperform convex losses in terms of the robust 0-1 loss. Details and full results appear in Appendix E.

11. Conclusion

Calibration analysis was leveraged to analyze the adversarially robust 0-1 loss. Focusing on the class of linear classifiers, we found that no convex surrogate loss is calibrated wrt the adversarially robust 0-1 loss for general distributions. We also established necessary and sufficient conditions for a certain class of nonconvex surrogate losses to be calibrated wrt the adversarially robust 0-1 loss, which includes shifted versions of the ramp and sigmoid losses.

Acknowledgments

HB was supported by JST ACT-I Grant Number JPMJPR18UI. CS was supported in part by NSF Grant Number 1838179. MS was supported by JST CREST Grant Number JPMJCR18A2.

References

Dana Angluin and Philip Laird. Learning from noisy examples. *Machine Learning*, 2(4):343–370, 1988.

- Didier Aussel, JN Corvellec, and Marc Lassonde. Subdifferential characterization of quasiconvexity and convexity. *Journal of Convex Analysis*, 1(2):195–201, 1994.
- Bernardo Ávila Pires and Csaba Szepesvári. Multiclass classification calibration functions. *arXiv preprint arXiv:1609.06385*, 2016.
- Bernardo Ávila Pires, Csaba Szepesvári, and Mohammad Ghavamzadeh. Cost-sensitive multiclass classification risk bounds. In *Proceedings of the 30th International Conference on Machine Learning*, pages 1391–1399, 2013.
- Pranjal Awasthi, Natalie Frank, Anqi Mao, Mehryar Mohri, and Yutao Zhong. Calibration and consistency of adversarial surrogate losses. *arXiv preprint arXiv:2104.09658*, 2021a.
- Pranjal Awasthi, Anqi Mao, Mehryar Mohri, and Yutao Zhong. A finer calibration analysis for adversarial robustness. *arXiv preprint arXiv:2105.01550*, 2021b.
- Han Bao and Masashi Sugiyama. Calibrated surrogate maximization of linear-fractional utility in binary classification. In *Proceedings of the 23th International Conference on Artificial Intelligence and Statistics*, 2020.
- Han Bao, Clayton Scott, and Masashi Sugiyama. Calibrated surrogate losses for adversarially robust classification. In *Conference on Learning Theory*, pages 408–451, 2020.
- Peter L Bartlett, Michael I Jordan, and Jon D McAuliffe. Convexity, classification, and risk bounds. *Journal of the American Statistical Association*, 101(473):138–156, 2006.
- Shai Ben-David, John Blitzer, Koby Crammer, Alex Kulesza, Fernando Pereira, and Jennifer Wortman Vaughan. A theory of learning from different domains. *Machine Learning*, 79(1-2):151–175, 2010.
- Aharon Ben-Tal, Laurent El Ghaoui, and Arkadi Nemirovski. *Robust Optimization*, volume 28. Princeton University Press, 2009.
- Dimitris Bertsimas, David B Brown, and Constantine Caramanis. Theory and applications of robust optimization. *SIAM Review*, 53(3):464–501, 2011.
- Mathieu Blondel. Structured prediction with projection oracles. In *Advances in Neural Information Processing Systems 32*, pages 12145–12156, 2019.
- Stephen Boyd and Lieven Vandenbergh. *Convex Optimization*. Cambridge University Press, 2004.
- Sebastien Bubeck, Yin Tat Lee, Eric Price, and Ilya Razenshteyn. Adversarial examples from computational constraints. In *Proceedings of the 36th International Conference on Machine Learning*, pages 831–840, 2019.
- Nontawat Charoenphakdee, Jongyeong Lee, and Masashi Sugiyama. On symmetric losses for learning from corrupted labels. In *Proceedings of the 36th International Conference on Machine Learning*, 2019.

- Moustapha Cisse, Piotr Bojanowski, Edouard Grave, Yann Dauphin, and Nicolas Usunier. Parseval networks: Improving robustness to adversarial examples. In *Proceedings of the 34th International Conference on Machine Learning*, pages 854–863, 2017.
- Frank H Clarke. *Optimization and Nonsmooth Analysis*, volume 5. SIAM, 1990.
- Jeremy Cohen, Elan Rosenfeld, and Zico Kolter. Certified adversarial robustness via randomized smoothing. In *Proceedings of the 36th International Conference on Machine Learning*, pages 1310–1320, 2019.
- Ronan Collobert, Fabian Sinz, Jason Weston, and Léon Bottou. Trading convexity for scalability. In *Proceedings of the 23rd international conference on Machine learning*, pages 201–208, 2006.
- Zac Cranko, Aditya Menon, Richard Nock, Cheng Soon Ong, Zhan Shi, and Christian Walder. Monge blunts Bayes: Hardness results for adversarial training. In *Proceedings of the 36th International Conference on Machine Learning*, pages 1406–1415, 2019.
- Krzysztof Dembczynski, Wojciech Kotłowski, and Eyke Hüllermeier. Consistent multilabel ranking through univariate loss minimization. In *Proceedings of the 29th International Conference on Machine Learning*, pages 1347–1354, 2012.
- Ilias Diakonikolas, Daniel Kane, and Pasin Manurangsi. Nearly tight bounds for robust proper learning of halfspaces with a margin. In *Advances in Neural Information Processing Systems 32*, pages 10473–10484, 2019.
- John C Duchi, Lester W Mackey, and Michael I Jordan. On the consistency of ranking algorithms. In *Proceedings of the 27th International Conference on Machine Learning*, pages 327–334, 2010.
- Farzan Farnia and David Tse. A minimax approach to supervised learning. In *Advances in Neural Information Processing Systems 29*, pages 4240–4248, 2016.
- Rizal Fathony, Anqi Liu, Kaiser Asif, and Brian Ziebart. Adversarial multiclass classification: A risk minimization perspective. In *Advances in Neural Information Processing Systems 29*, pages 559–567, 2016.
- Vitaly Feldman, Venkatesan Guruswami, Prasad Raghavendra, and Yi Wu. Agnostic learning of monomials by halfspaces is hard. *SIAM Journal on Computing*, 41(6):1558–1590, 2012.
- Wei Gao and Zhi-hua Zhou. On the consistency of multi-label learning. In *Proceedings of 24th Annual Conference on Learning*, 2011.
- Wei Gao and Zhi-Hua Zhou. On the consistency of AUC pairwise optimization. In *Proceedings of 24th International Joint Conference on Artificial Intelligence*, 2015.
- Pascal Germain, Amaury Habrard, François Laviolette, and Emilie Morvant. A PAC-Bayesian approach for domain adaptation with specialization to linear classifiers. In *Proceedings of the 30th International Conference on Machine Learning*, pages 738–746, 2013.
- Aritra Ghosh, Naresh Manwani, and PS Sastry. Making risk minimization tolerant to label noise. *Neurocomputing*, 160:93–107, 2015.

- Ian J. Goodfellow, Jonathon Shlens, and Christian Szegedy. Explaining and harnessing adversarial examples. In *Proceedings of the 3rd International Conference on Learning Representations*, 2015.
- Shixiang Gu and Luca Rigazio. Towards deep neural network architectures robust to adversarial examples. In *Proceedings of the 3rd International Conference on Learning Representations Workshop*, 2015.
- Tamir Hazan, Joseph Keshet, and David A McAllester. Direct loss minimization for structured prediction. In *Advances in Neural Information Processing Systems 23*, pages 1594–1602, 2010.
- Matthias Hein and Maksym Andriushchenko. Formal guarantees on the robustness of a classifier against adversarial manipulation. In *Advances in Neural Information Processing Systems 30*, pages 2266–2276, 2017.
- Matthew Holland. Classification using margin pursuit. In *Proceedings of the 22nd International Conference on Artificial Intelligence and Statistics*, pages 712–720, 2019.
- Weihua Hu, Gang Niu, Issei Sato, and Masashi Sugiyama. Does distributionally robust supervised learning give robust classifiers? In *Proceedings of the 35th International Conference on Machine Learning*, pages 2034–2042, 2018.
- Peter J Huber. *Robust Statistics*. Springer, 2011.
- Justin Khim and Po-Ling Loh. Adversarial risk bounds via function transformation. In *Advances in Neural Information Processing Systems 32*, 2019.
- Seiichi Kuroki, Nontawat Charoenphakdee, Han Bao, Junya Honda, Issei Sato, and Masashi Sugiyama. Unsupervised domain adaptation based on source-guided discrepancy. In *Proceedings of the 33rd AAAI Conference on Artificial Intelligence*, volume 33, pages 4122–4129, 2019.
- Gert RG Lanckriet, Laurent El Ghaoui, Chiranjib Bhattacharyya, and Michael I Jordan. A robust minimax approach to classification. *Journal of Machine Learning Research*, 3(Dec):555–582, 2002.
- Mathias Lecuyer, Vaggelis Atlidakis, Roxana Geambasu, Daniel Hsu, and Suman Jana. Certified robustness to adversarial examples with differential privacy. In *IEEE Symposium on Security and Privacy (SP)*, pages 656–672. IEEE, 2019.
- Yi Lin. A note on margin-based loss functions in classification. *Statistics & Probability Letters*, 68(1):73–82, 2004.
- Phil Long and Rocco Servedio. Consistency versus realizable H-consistency for multiclass classification. In *Proceedings of the 30th International Conference on Machine Learning*, pages 801–809, 2013.
- Philip M Long and Rocco A Servedio. Random classification noise defeats all convex potential boosters. *Machine Learning*, 78(3):287–304, 2010.

- Aleksander Madry, Aleksandar Makelov, Ludwig Schmidt, Dimitris Tsipras, and Adrian Vladu. Towards deep learning models resistant to adversarial attacks. In *Proceedings of the 6th International Conference on Learning Representations*, 2018.
- Yishay Mansour, Mehryar Mohri, and Afshin Rostamizadeh. Domain adaptation: Learning bounds and algorithms. In *Proceedings of 22th Annual Conference on Learning*, 2009.
- Hamed Masnadi-Shirazi and Nuno Vasconcelos. On the design of loss functions for classification: theory, robustness to outliers, and savageboost. In *Advances in Neural Information Processing Systems 22*, pages 1049–1056, 2009.
- Pascal Massart and Élodie Nédélec. Risk bounds for statistical learning. *The Annals of Statistics*, 34(5):2326–2366, 2006.
- Hongseok Namkoong and John C Duchi. Stochastic gradient methods for distributionally robust optimization with f-divergences. In *Advances in Neural Information Processing Systems 29*, pages 2208–2216, 2016.
- Hongseok Namkoong and John C Duchi. Variance-based regularization with convex objectives. In *Advances in Neural Information Processing Systems 30*, pages 2971–2980, 2017.
- Anton Osokin, Francis Bach, and Simon Lacoste-Julien. On structured prediction theory with calibrated convex surrogate losses. In *Advances in Neural Information Proceedings Systems 30*, pages 302–313, 2017.
- Rafael Pinot, Laurent Meunier, Alexandre Araujo, Hisashi Kashima, Florian Yger, Cedric Gouy-Pailler, and Jamal Atif. Theoretical evidence for adversarial robustness through randomization. In *Advances in Neural Information Processing Systems 32*, pages 11838–11848, 2019.
- Aditi Raghunathan, Jacob Steinhardt, and Percy Liang. Certified defenses against adversarial examples. In *Proceedings of the 6th International Conference on Learning Representations*, 2018a.
- Aditi Raghunathan, Jacob Steinhardt, and Percy S Liang. Semidefinite relaxations for certifying robustness to adversarial examples. In *Advances in Neural Information Processing Systems 31*, pages 10877–10887, 2018b.
- Harish G Ramaswamy and Shivani Agarwal. Classification calibration dimension for general multiclass losses. In *Advances in Neural Information Proceedings Systems 25*, pages 2078–2086, 2012.
- Harish G Ramaswamy and Shivani Agarwal. Convex calibration dimension for multiclass loss matrices. *The Journal of Machine Learning Research*, 17(1):397–441, 2016.
- Harish G Ramaswamy, Shivani Agarwal, and Ambuj Tewari. Convex calibrated surrogates for low-rank loss matrices with applications to subset ranking losses. In *Advances in Neural Information Processing Systems 26*, pages 1475–1483, 2013.
- Pradeep Ravikumar, Ambuj Tewari, and Eunho Yang. On NDCG consistency of listwise ranking methods. In *Proceedings of the 14th International Conference on Artificial Intelligence and Statistics*, pages 618–626, 2011.

- Mark D Reid and Robert C Williamson. Composite binary losses. *Journal of Machine Learning Research*, 11(Sep):2387–2422, 2010.
- Hadi Salman, Jerry Li, Ilya Razenshteyn, Pengchuan Zhang, Huan Zhang, Sebastien Bubeck, and Greg Yang. Provably robust deep learning via adversarially trained smoothed classifiers. In *Advances in Neural Information Processing Systems 32*, pages 11289–11300, 2019.
- Clayton Scott. Surrogate losses and regret bounds for cost-sensitive classification with example-dependent costs. In *Proceedings of the 28th International Conference on International Conference on Machine Learning*, pages 153–160, 2011.
- Clayton Scott. Calibrated asymmetric surrogate losses. *Electronic Journal of Statistics*, 6:958–992, 2012.
- Uri Shaham, Yutaro Yamada, and Sahand Negahban. Understanding adversarial training: Increasing local stability of supervised models through robust optimization. *Neurocomputing*, 307:195–204, 2018.
- Pannagadatta K Shivaswamy, Chiranjib Bhattacharyya, and Alexander J Smola. Second order cone programming approaches for handling missing and uncertain data. *Journal of Machine Learning Research*, 7(Jul):1283–1314, 2006.
- Aman Sinha, Hongseok Namkoong, and John Duchi. Certifying some distributional robustness with principled adversarial training. In *Proceedings of the 6th International Conference on Learning Representations*, 2018.
- Ingo Steinwart. How to compare different loss functions and their risks. *Constructive Approximation*, 26(2):225–287, 2007.
- Ambuj Tewari and Peter L Bartlett. On the consistency of multiclass classification methods. *Journal of Machine Learning Research*, 8(May):1007–1025, 2007.
- Yusuke Tsuzuku, Issei Sato, and Masashi Sugiyama. Lipschitz-margin training: Scalable certification of perturbation invariance for deep neural networks. In *Advances in Neural Information Processing Systems 31*, pages 6541–6550, 2018.
- Brendan van Rooyen, Aditya Menon, and Robert C Williamson. Learning with symmetric label noise: The importance of being unhinged. In *Advances in Neural Information Processing Systems 28*, pages 10–18, 2015.
- Eric Wong and Zico Kolter. Provable defenses against adversarial examples via the convex outer adversarial polytope. In *Proceedings of the 35th International Conference on Machine Learning*, pages 5283–5292, 2018.
- Huan Xu and Shie Mannor. Robustness and generalization. *Machine Learning*, 86(3):391–423, 2012.
- Huan Xu, Constantine Caramanis, and Shie Mannor. Robustness and regularization of support vector machines. *Journal of Machine Learning Research*, 10(Jul):1485–1510, 2009.

- Hongyang Zhang, Yaodong Yu, Jiantao Jiao, Eric Xing, Laurent El Ghaoui, and Michael Jordan. Theoretically principled trade-off between robustness and accuracy. In *Proceedings of the 36th International Conference on Machine Learning*, pages 7472–7482, 2019a.
- Mingyuan Zhang and Shivani Agarwal. Bayes consistency vs. H-consistency: The interplay between surrogate loss functions and the scoring function class. 2020.
- Tong Zhang. Statistical analysis of some multi-category large margin classification methods. *Journal of Machine Learning Research*, 5(Oct):1225–1251, 2004.
- Tong Zhang et al. Statistical behavior and consistency of classification methods based on convex risk minimization. *The Annals of Statistics*, 32(1):56–85, 2004.
- Yuchen Zhang, Tianle Liu, Mingsheng Long, and Michael Jordan. Bridging theory and algorithm for domain adaptation. In *Proceedings of the 36th International Conference on Machine Learning*, pages 7404–7413, 2019b.

 «Appendix»

 Calibrated Surrogate Losses for Adversarially Robust Classification

Index

Appendix A: Overview of convex and quasiconvex analysis.

Appendix B: Technical lemmas used in Appendix C.

Lemma 21: Simplified necessary and sufficient conditions for calibrated losses.

Lemma 22: Properties of class-conditional risk related to quasiconcavity.

Appendix C: Proofs.

§C.1: Simplification of the robust 0-1 loss ℓ_γ under \mathcal{F}_{lin} (Proposition 3).

§C.2: Necessary and sufficient condition of calibration with δ_ρ (Lemma 11).

§C.3: Detailed expression of δ_ρ (Lemma 12).

§C.4: Nonexistence of convex calibrated losses (Theorem 13).

§C.5: Characterization of calibrated losses via quasiconcavity (Theorem 14).

§C.6: Hinge and logistic losses are calibrated under Massart condition (Theorem 19).

Appendix D: Derivation of calibration functions and analysis of quasiconcavity of each loss.

§D.1: Ramp loss.

§D.2: Sigmoid loss.

§D.3: Modified squared loss.

§D.4: Hinge loss.

§D.5: Squared loss.

Appendix E: Simulation details and results.

Appendix F: A counterexample plot for the necessity of Assumption A.

Appendix A. Convex and Quasiconvex Analysis

This section summarizes basic tools for convex and quasiconvex analysis.

Quasiconvex function: A function $h : S \rightarrow \mathbb{R}$ on a (finite-dimensional) vector space S is said to be *quasiconvex* if for all $x, y \in S$ and $\lambda \in [0, 1]$, $h(\lambda x + (1 - \lambda)y) \leq \max\{h(x), h(y)\}$. A function h is said quasiconcave if $-h$ is quasiconvex: For all $x, y \in S$ and $\lambda \in [0, 1]$, $h(\lambda x + (1 - \lambda)y) \geq \min\{h(x), h(y)\}$. Intuitively, quasiconvexity relaxes convexity in that a function still preserves ‘unimodality’ though it loses definite curvature. There is an equivalent definition (here we only show for quasiconcavity): h is quasiconcave if every superlevel set $\{x \mid h(x) \geq t\}$ for $t \in \mathbb{R}$ is a convex set (Boyd and Vandenberghe, 2004).

Subderivative: In order to analyze convexity and quasiconvexity, subderivative is a useful tool. We adopt the Clarke definition of subderivative (Clarke, 1990; Aussel et al., 1994). Let S^* be the dual

space of S and $\langle \cdot, \cdot \rangle$ be the dual pairing.ⁱ The (Clarke) subderivative of a lower semicontinuous function h is the operator $\partial h : S \rightarrow S^*$ defined for each $x \in S$ such that

$$\partial h(x) \stackrel{\text{def}}{=} \{x_* \in S^* \mid \langle x_*, x \rangle \leq h^\circ(x; v) \quad \forall v \in S\},$$

where $h^\circ(x; v)$ is the Rockafellar directional derivative (see [Clarke \(1990\)](#) and [Aussel et al. \(1994\)](#) for the formal definition). When h is locally Lipschitz at $x \in S$, [Clarke \(1990\)](#) states that this is equivalent to $\partial h(x) = \text{co}\{\lim \nabla f(x_i) \mid x_i \rightarrow x, x_i \notin \Upsilon \cup \Omega_h\}$, where co is the convex hull, Υ is any set of measure zero, and Ω_h is the set of points where h is non-differentiable.

Properties of subderivative: Several basic properties of subderivatives are shown in [Clarke \(1990, Section 2.3\)](#) such as $\partial(th)(x) = t\partial h(x) \stackrel{\text{def}}{=} \{tx_* \mid x_* \in \partial h(x)\}$ (scalar multiples), $\partial(\sum h_i)(x) \subseteq \sum \partial h_i(x) \stackrel{\text{def}}{=} \{\sum x_{i,*} \mid x_{i,*} \in \partial h_i(x)\}$ (finite sums), and $0 \in \partial h(x)$ if h attains a local extrema at x . When h is locally Lipschitz, it clearly holds that $\partial h(x) = \{h'(x)\}$ if h is differentiable at x .

Operator monotonicity: Convex smooth functions have monotonically nondecreasing derivatives. This can be extended to non-smooth functions via subderivatives. Let $h : S \rightarrow \mathbb{R}$ be a lower semicontinuous function. Then h is convex if and only if $\partial h : S \rightarrow S^*$ is a *monotone* operator ([Aussel et al., 1994](#)), that is, $\langle y_* - x_*, y - x \rangle \geq 0$ for all $x, y \in \text{dom}(h)$ and $x_* \in \partial h(x), y_* \in \partial h(y)$. In addition, h is quasiconvex if and only if ∂h is a *quasimonotone* operator ([Aussel et al., 1994](#)), that is, $\langle x_*, y - x \rangle > 0 \implies \langle y_*, y - x \rangle \geq 0$ for all $x, y \in \text{dom}(h)$ and $x_* \in \partial h(x), y_* \in \partial h(y)$.

Appendix B. Useful Lemmas

The following lemmas are useful in the remaining proofs in Appendix C. Their proofs appear in Appendices C.7 and C.8.

Lemma 21 *Let $\phi : \mathbb{R} \rightarrow \mathbb{R}_{\geq 0}$ be a margin-based loss function and $\mathcal{F} = \mathcal{F}_{\text{lin}}$.*

1. *For all $f \in \mathcal{F}$ and $x \in \mathcal{X}$, $\mathcal{C}_\phi(f, \eta, x)$ and $\Delta \mathcal{C}_{\phi, \mathcal{F}}(f, \eta, x)$ are symmetric about $\eta = \frac{1}{2}$, i.e., $\mathcal{C}_\phi(f, \eta, x) = \mathcal{C}_\phi(-f, 1 - \eta, x)$ and $\Delta \mathcal{C}_{\phi, \mathcal{F}}(f, \eta, x) = \Delta \mathcal{C}_{\phi, \mathcal{F}}(-f, 1 - \eta, x)$ for all $\eta \in [0, 1]$.*
2. *Fix $x \in \mathcal{X}$. When $\eta = \frac{1}{2}$, we have*

$$\begin{aligned} \inf_{f \in \mathcal{F}: |f(x)| \leq \gamma} \Delta \mathcal{C}_{\phi, \mathcal{F}}(f, \tfrac{1}{2}, x) &= \inf_{f \in \mathcal{F}: 0 \leq f(x) \leq \gamma} \Delta \mathcal{C}_{\phi, \mathcal{F}}(f, \tfrac{1}{2}, x) \\ &= \inf_{f \in \mathcal{F}: 0 \leq f(x) \leq \gamma} \mathcal{C}_\phi(f, \tfrac{1}{2}, x) - \inf_{f \in \mathcal{F}: f(x) \geq 0} \mathcal{C}_\phi(f, \tfrac{1}{2}, x). \end{aligned}$$

3. *A surrogate loss ϕ is calibrated wrt $(\phi_\gamma, \mathcal{F})$ if and only if*

$$\begin{aligned} \inf_{f \in \mathcal{F}: |f(x)| \leq \gamma} \mathcal{C}_\phi(f, \tfrac{1}{2}, x) &> \inf_{f \in \mathcal{F}} \mathcal{C}_\phi(f, \tfrac{1}{2}, x), \text{ and} \\ \inf_{f \in \mathcal{F}: f(x) \leq \gamma} \mathcal{C}_\phi(f, \eta, x) &> \inf_{f \in \mathcal{F}} \mathcal{C}_\phi(f, \eta, x), \end{aligned}$$

for all $\eta \in (\frac{1}{2}, 1]$ and $x \in \mathcal{X}$ such that $\|x\|_2 > \gamma$.

i. For two vector spaces U and V over the same field F and a bilinear map $\langle \cdot, \cdot \rangle : U \times V \rightarrow F$, we say a triple $(U, V, \langle \cdot, \cdot \rangle)$ is a dual pair if there exists $v \in V$ such that $\langle u, v \rangle \neq 0$ for all $u \in U$ and there exists $u \in U$ such that $\langle u, v \rangle \neq 0$ for all $v \in V$. Here, V is called a dual space of U , and $\langle \cdot, \cdot \rangle$ is called a dual pairing.

4. A surrogate loss ϕ is calibrated wrt (ℓ_{01}, \mathcal{F}) if and only if

$$\inf_{f \in \mathcal{F}: f(x) \leq 0} \mathcal{C}_\phi(f, \eta, x) > \inf_{f \in \mathcal{F}} \mathcal{C}_\phi(f, \eta, x),$$

for all $\eta \in (\frac{1}{2}, 1]$ and $x \in \mathcal{X} \setminus \{0\}$.

Note that part 4 of Lemma 21 can be regarded as an equivalent condition of classification calibration (Bartlett et al., 2006, Definition 1) for \mathcal{F}_{lin} , while Bartlett et al. (2006) provides for \mathcal{F}_{all} .

Lemma 22 *Let $\phi : \mathbb{R} \rightarrow \mathbb{R}_{\geq 0}$ be a margin-based loss function. Let $\bar{\mathcal{C}}_\phi(\alpha, \eta) \stackrel{\text{def}}{=} \eta\phi(\alpha) + (1 - \eta)\phi(-\alpha)$. If ϕ is bounded, continuous, non-increasing, and satisfies Assumption A, then*

1. for all $\eta \in (\frac{1}{2}, 1]$, $\bar{\mathcal{C}}_\phi(\alpha, \eta)$ is nonincreasing in α when $\alpha \geq 0$.
2. for all $\eta \in (\frac{1}{2}, 1]$ and $\alpha > 0$, $\bar{\mathcal{C}}_\phi(-\alpha, \eta) > \bar{\mathcal{C}}_\phi(\alpha, \eta)$ if $\phi(-\alpha) > \phi(\alpha)$.
3. $\phi(\alpha) + \phi(-\alpha)$ is nonincreasing in α when $\alpha \geq 0$.
4. for $l, u \in \mathbb{R}$ ($l \leq u$), $\inf_{\alpha \in [l, u]} \bar{\mathcal{C}}_\phi(\alpha, \eta) = \min\{\bar{\mathcal{C}}_\phi(l, \eta), \bar{\mathcal{C}}_\phi(u, \eta)\}$ for all $\eta \in [0, 1]$.

Appendix C. Deferred Proofs

C.1. Proof of Proposition 3

Proof Fix $(x, y) \in \mathcal{X} \times \mathcal{Y}$ and $f \in \mathcal{F}_{\text{lin}}$ associated with parameter $\theta \in \mathbb{R}^d$. Since we can prove the case $y = -1$ in the same manner, assume $y = +1$ below without loss of generality.

We will check the existence of $\Delta_x \in B_2(\gamma)$ such that $\theta^\top(x + \Delta_x) \leq 0$ and $x + \Delta_x \in \mathcal{X}$, depending on the value $\theta^\top x$. If $\theta^\top x \leq 0$, the trivial choice $\Delta_x = 0$ satisfies $\theta^\top(x + \Delta_x) \leq 0$.

If $0 < \theta^\top x \leq \gamma$, the choice $\Delta_x \stackrel{\text{def}}{=} -(\theta^\top x)\theta$ satisfies them: $\|\Delta_x\|_2 = \theta^\top x \leq \gamma$ implies $\Delta_x \in B_2(\gamma)$, $\theta^\top(x + \Delta_x) = \theta^\top x - \theta^\top x = 0$, and $\|x + \Delta_x\|_2^2 = \|x\|^2 - (\theta^\top x)^2 \leq \|x\|_2^2 \leq 1$ implies $x + \Delta_x \in \mathcal{X}$.

If $\theta^\top x > \gamma$, we can check $\theta^\top(x + \Delta_x) > 0$ for any $\Delta_x \in B_2(\gamma)$. We consider the convex optimization problem $\min_{\Delta_x \in B_2(\gamma)} \theta^\top(x + \Delta_x)$. Consider the Lagrangian

$$\mathcal{L}(\Delta_x, \mu) \stackrel{\text{def}}{=} \theta^\top(x + \Delta_x) + \mu(\|\Delta_x\|_2 - \gamma),$$

where $\mu \in \mathbb{R}$ is a KKT multiplier. Its KKT conditions are

$$\begin{cases} -\theta = \mu \frac{\Delta_x}{\|\Delta_x\|_2}, \\ \|\Delta_x\|_2 \leq \gamma, \\ \mu \geq 0, \\ \mu(\|\Delta_x\|_2 - \gamma) = 0. \end{cases}$$

The objective is minimized when the constraint $\|\Delta_x\|_2 \leq \gamma$ shall be activated, where the multiplier $\mu > 0$ and $\Delta_x = -\frac{\gamma}{\mu}\theta$, meaning that Δ_x is parallel to θ in the opposite direction. Hence, $\Delta_x = -\gamma\theta$ is the minimizer. We have $\theta^\top(x + \Delta_x) = \theta^\top x - \gamma > 0$ with this minimizer Δ_x .

By combining the three cases, we have $\ell_\gamma(+1, x, f) = \mathbb{1}_{\{\theta^\top x \leq \gamma\}}$. ■

C.2. Proof of Lemma 11

Proof By Proposition 7, we need to show the following conditions are equivalent.

- (i) For all $\varepsilon > 0$, $\eta \in [0, 1]$, and $x \in \mathcal{X}$, $\bar{\delta}(\varepsilon, \eta, x) > 0$.
- (ii) For all $\varepsilon > 0$ and $\rho \in (0, 1 - \gamma)$, $\delta_\rho(\varepsilon) > 0$.

From (10) in the proof of Lemma 12, we have $\Delta\mathcal{C}_{\phi_\gamma, \mathcal{F}_{\text{lin}}}(f, \eta, x) = 0$ for x with $\|x\|_2 \leq \gamma$. This means that the constraint $\Delta\mathcal{C}_{\phi_\gamma, \mathcal{F}_{\text{lin}}}(f, \eta, x) \geq \varepsilon$ in $\bar{\delta}$ would never be satisfied for $\varepsilon > 0$, where the infimum value of $\bar{\delta}(\varepsilon, \eta, x) = \infty$ for all $\varepsilon > 0$, $\eta \in [0, 1]$. Note that

$$\begin{aligned} \delta_\rho(\varepsilon) &= \inf_{\eta \in [0, 1]} \inf_{\|x\|_2 \geq \gamma + \rho} \inf_{f \in \mathcal{F}_{\text{lin}}} \Delta\mathcal{C}_{\phi_\gamma, \mathcal{F}_{\text{lin}}}(f, \eta, x) \quad \text{s.t.} \quad \Delta\mathcal{C}_{\phi_\gamma, \mathcal{F}_{\text{lin}}}(f, \eta, x) \geq \varepsilon \\ &= \inf_{\eta \in [0, 1]} \inf_{\|x\|_2 \geq \gamma + \rho} \bar{\delta}(\varepsilon, \eta, x). \end{aligned}$$

For (i) \Rightarrow (ii), let $\tilde{\mathcal{X}}_\rho \stackrel{\text{def}}{=} \mathcal{X} \setminus B_2^\circ(\gamma + \rho) = \{x \in \mathcal{X} \mid \|x\|_2 \geq \gamma + \rho\}$. For a fixed $\varepsilon > 0$, the extreme value theorem states that $\delta_\rho(\varepsilon) = \bar{\delta}(\varepsilon, \eta_\varepsilon, x_\varepsilon)$ for some $(\eta_\varepsilon, x_\varepsilon) \in [0, 1] \times \tilde{\mathcal{X}}_\rho$, by noting that $\bar{\delta}(\varepsilon, \cdot, \cdot) : [0, 1] \times \tilde{\mathcal{X}}_\rho \rightarrow \mathbb{R}_{\geq 0}$ is continuous and its domain $[0, 1] \times \tilde{\mathcal{X}}_\rho$ is compact. Indeed, $\bar{\delta}(\varepsilon, \cdot, \cdot)$ is continuous because it is the infimum function of a continuous function over a compact set (see (7) in Lemma 12). Eventually, we have $\delta_\rho(\varepsilon) \geq \bar{\delta}(\varepsilon, \eta_\varepsilon, x_\varepsilon) > 0$ by using (i).

Subsequently, we check (ii) \Rightarrow (i). The condition (ii) implies that $\bar{\delta}(\varepsilon, \eta, x) \geq \delta_\rho(\varepsilon) > 0$ for all $\varepsilon > 0$, $\eta \in [0, 1]$, and $x \in \mathcal{X}$ with $\|x\|_2 > \gamma$. Together with $\bar{\delta}(\varepsilon, \eta, x) = \infty$ for all $\varepsilon > 0$, $\eta \in [0, 1]$, and $x \in \mathcal{X}$ with $\|x\|_2 \leq \gamma$, (i) is assured. \blacksquare

C.3. Proof of Lemma 12

Proof We first simplify the constraint in the calibration function (5). The ϕ_γ -CCR for $f \in \mathcal{F}_{\text{lin}}$ at x is

$$\mathcal{C}_{\phi_\gamma}(f, \eta, x) = \eta \mathbb{1}_{\{f(x) \leq \gamma\}} + (1 - \eta) \mathbb{1}_{\{f(x) \geq -\gamma\}} = \begin{cases} 1 & \text{if } |f(x)| \leq \gamma, \\ 1 - \eta & \text{if } \gamma < f(x), \\ \eta & \text{if } f(x) < -\gamma. \end{cases} \quad (9)$$

To compute the minimal $(\phi_\gamma, \mathcal{F}_{\text{lin}})$ -CCR, we divide into two cases. If $\|x\|_2 \leq \gamma$, $\mathcal{C}_{\phi_\gamma}(f, \eta, x) = 1$ for any $f \in \mathcal{F}_{\text{lin}}$ because $|f(x)| \leq \gamma$. Thus, we have $\mathcal{C}_{\phi_\gamma, \mathcal{F}_{\text{lin}}}^*(\eta, x) = 1$ and $\Delta\mathcal{C}_{\phi_\gamma, \mathcal{F}_{\text{lin}}}(f, \eta, x) = 0$. If $\|x\|_2 > \gamma$, there exists $f \in \mathcal{F}_{\text{lin}}$ such that $\mathcal{C}_{\phi_\gamma}(f, \eta, x) = \min\{\eta, 1 - \eta\}$. Thus, we have $\mathcal{C}_{\phi_\gamma, \mathcal{F}_{\text{lin}}}^*(\eta, x) = \min\{\eta, 1 - \eta\}$. This implies that

$$\Delta\mathcal{C}_{\phi_\gamma, \mathcal{F}_{\text{lin}}}(f, \eta, x) = \begin{cases} \max\{\eta, 1 - \eta\} & \text{if } |f(x)| \leq \gamma, \\ |2\eta - 1| \cdot \mathbb{1}_{\{(2\eta - 1)f(x) \leq 0\}} & \text{if } \gamma < |f(x)|. \end{cases}$$

Note that the latter case is obtained in the same manner as Bartlett et al. (2006, Proof of Theorem 3). To sum it up, we obtain the expression of $\Delta\mathcal{C}_{\phi_\gamma, \mathcal{F}_{\text{lin}}}$ as

$$\Delta\mathcal{C}_{\phi_\gamma, \mathcal{F}_{\text{lin}}}(f, \eta, x) = \begin{cases} 0 & \text{if } \|x\|_2 \leq \gamma, \\ \max\{\eta, 1 - \eta\} & \text{if } \|x\|_2 > \gamma \text{ and } |f(x)| \leq \gamma, \\ |2\eta - 1| \cdot \mathbb{1}_{\{(2\eta - 1)f(x) \leq 0\}} & \text{if } \|x\|_2 > \gamma \text{ and } \gamma < |f(x)|. \end{cases} \quad (10)$$

Next, we simplify the infimum on f , $\inf_{f \in \mathcal{F}_{\text{lin}}} \{\Delta \mathcal{C}_{\phi, \mathcal{F}_{\text{lin}}}(f, \eta, x) \mid \Delta \mathcal{C}_{\phi, \mathcal{F}_{\text{lin}}}(f, \eta, x) \geq \varepsilon\} = \bar{\delta}(\varepsilon, \eta, x)$ in (5), for a fixed $\eta \in [0, 1]$ and $x \in \mathcal{X}$. If $\|x\|_2 \leq \gamma$ or $\varepsilon > \max\{\eta, 1 - \eta\}$, no $f \in \mathcal{F}_{\text{lin}}$ achieves $\Delta \mathcal{C}_{\phi, \mathcal{F}_{\text{lin}}}(f, \eta, x) \geq \varepsilon$, meaning that $\bar{\delta}(\varepsilon, \eta, x) = \infty$. If $\|x\|_2 > \gamma$ and $|2\eta - 1| < \varepsilon \leq \max\{\eta, 1 - \eta\}$, $\Delta \mathcal{C}_{\phi, \mathcal{F}_{\text{lin}}}(f, \eta, x) \geq \varepsilon$ is achieved when $|f(x)| \leq \gamma$. Hence, $\bar{\delta}(\varepsilon, \eta, x) = \inf_f \{\Delta \mathcal{C}_{\phi, \mathcal{F}_{\text{lin}}}(f, \eta, x) \mid |f(x)| \leq \gamma\}$. Note that $|2\eta - 1| \leq \max\{\eta, 1 - \eta\} = \frac{1+|2\eta-1|}{2}$ for all $\eta \in [0, 1]$. If $\|x\|_2 > \gamma$ and $\varepsilon \leq |2\eta - 1|$, $\Delta \mathcal{C}_{\phi, \mathcal{F}_{\text{lin}}}(f, \eta, x) \geq \varepsilon$ is achieved if either $|f(x)| \leq \gamma$ or $(2\eta - 1)f(x) \leq 0$ holds. Hence, $\bar{\delta}(\varepsilon, \eta, x) = \inf_f \{\Delta \mathcal{C}_{\phi, \mathcal{F}_{\text{lin}}}(f, \eta, x) \mid |f(x)| \leq \gamma \text{ or } (2\eta - 1)f(x) \leq 0\}$. These verify the statement of this lemma. \blacksquare

C.4. Proof of Theorem 13

Proof Part 3 of Lemma 21 states that ϕ is calibrated wrt $(\phi_\gamma, \mathcal{F}_{\text{lin}})$ if and only if

$$\begin{aligned} \inf_{f \in \mathcal{F}_{\text{lin}}: 0 \leq f(x) \leq \gamma} \mathcal{C}_\phi(f, \tfrac{1}{2}, x) &> \inf_{f \in \mathcal{F}_{\text{lin}}: f(x) \geq 0} \mathcal{C}_\phi(f, \tfrac{1}{2}, x) \quad \text{and} \\ \inf_{f \in \mathcal{F}_{\text{lin}}: f(x) \leq \gamma} \mathcal{C}_\phi(f, \eta, x) &> \inf_{f \in \mathcal{F}_{\text{lin}}: f(x) \geq 0} \mathcal{C}_\phi(f, \eta, x) \quad \text{for any } \eta \in (\tfrac{1}{2}, 1], \end{aligned}$$

for all $x \in \mathcal{X}$ such that $\|x\|_2 > \gamma$. In order to show ϕ is not calibrated wrt $(\phi_\gamma, \mathcal{F}_{\text{lin}})$, it is sufficient to show the existence of $x \in \mathcal{X}$ such that $\|x\|_2 > \gamma$ and

$$\inf_{f \in \mathcal{F}_{\text{lin}}: 0 \leq f(x) \leq \gamma} \mathcal{C}_\phi(f, \tfrac{1}{2}, x) = \inf_{f \in \mathcal{F}_{\text{lin}}: f(x) \geq 0} \mathcal{C}_\phi(f, \tfrac{1}{2}, x),$$

which is equivalent to

$$\inf_{f \in \mathcal{F}_{\text{lin}}: 0 \leq f(x) \leq \gamma} \phi(f(x)) + \phi(-f(x)) = \inf_{f \in \mathcal{F}_{\text{lin}}: f(x) \geq 0} \phi(f(x)) + \phi(-f(x)). \quad (11)$$

Since $\bar{\phi}(\alpha) \stackrel{\text{def}}{=} \phi(\alpha) + \phi(-\alpha)$ is a convex even function, we have $\bar{\phi}(0) \leq \bar{\phi}(\alpha)$ for all $\alpha \in \mathbb{R}$. To see this, assume that there exists $\alpha_* \in \mathbb{R}$ such that $\alpha_* \neq 0$ and $\bar{\phi}(0) > \bar{\phi}(\alpha_*)$. Then, we also have $\bar{\phi}(-\alpha_*) < \bar{\phi}(0)$ since $\bar{\phi}$ is even. It follows that $\frac{1}{2}\{\bar{\phi}(-\alpha_*) + \bar{\phi}(\alpha_*)\} < \bar{\phi}(0)$. However, we have $\frac{1}{2}\{\bar{\phi}(-\alpha_*) + \bar{\phi}(\alpha_*)\} \geq \bar{\phi}(\frac{-\alpha_* + \alpha_*}{2}) = \bar{\phi}(0)$ because of the convexity of $\bar{\phi}$. Hence, we see $\bar{\phi}(0) \leq \bar{\phi}(\alpha)$ for all $\alpha \in \mathbb{R}$. This means that $\inf_{0 \leq \alpha \leq \gamma} \bar{\phi}(\alpha) = \inf_{\alpha \in \mathcal{A}: 0 \leq \alpha} \bar{\phi}(\alpha) = \bar{\phi}(0)$, where \mathcal{A} is any subset of the real line containing 0. Note that for $x \in \mathcal{X}$ such that $\|x\|_2 > \gamma$, $f(x)$ ranges $[-\|x\|_2, \|x\|_2] \supseteq [-\gamma, \gamma]$ with $f \in \mathcal{F}_{\text{lin}}$. Therefore, for any choice of a fixed $x \in \mathcal{X}$ such that $\|x\|_2 > \gamma$, we have $\inf_{f \in \mathcal{F}_{\text{lin}}: 0 \leq f(x) \leq \gamma} \bar{\phi}(f(x)) = \inf_{0 \leq \alpha \leq \gamma} \bar{\phi}(\alpha)$ and $\inf_{f \in \mathcal{F}_{\text{lin}}: f(x) \geq 0} \bar{\phi}(f(x)) = \inf_{0 \leq \alpha \leq \|x\|_2} \bar{\phi}(\alpha)$. This implies that the sufficient condition (11) for nonexistence of convex surrogate losses holds. \blacksquare

C.5. Proof of Theorem 14

Let $\bar{\mathcal{C}}_\phi(\alpha, \eta) \stackrel{\text{def}}{=} \eta\phi(\alpha) + (1 - \eta)\phi(-\alpha)$.

Proof of part 1 By part 4 of Lemma 21, $(\ell_{01}, \mathcal{F}_{\text{lin}})$ -calibration is equivalent to

$$\inf_{f \in \mathcal{F}_{\text{lin}}: f(x) \leq 0} \bar{\mathcal{C}}_\phi(f, \eta, x) > \inf_{f \in \mathcal{F}_{\text{lin}}} \bar{\mathcal{C}}_\phi(f, \eta, x) \quad \text{for all } \eta \in (\tfrac{1}{2}, 1] \text{ and } x \in \mathcal{X} \setminus \{0\}. \quad (12)$$

Fix an arbitrary η such that $\frac{1}{2} < \eta \leq 1$ and $x \in \mathcal{X} \setminus \{0\}$. We observe with part 4 of Lemma 22 that

$$\begin{aligned} \inf_{f \in \mathcal{F}_{\text{lin}}: f(x) \leq 0} \mathcal{C}_\phi(f, \eta, x) &= \inf_{\alpha \in [-\|x\|_2, 0]} \bar{\mathcal{C}}_\phi(\alpha, \eta) \\ &= \min\{\bar{\mathcal{C}}_\phi(-\|x\|_2, \eta), \bar{\mathcal{C}}_\phi(0, \eta)\} && \text{(part 4 of Lemma 22)} \\ &= \min\{\eta \bar{B} + (1 - \eta) \underline{B}, \phi(0)\}, \end{aligned}$$

and

$$\begin{aligned} \inf_{f \in \mathcal{F}_{\text{lin}}} \mathcal{C}_\phi(f, \eta, x) &= \inf_{\alpha \in [-\|x\|_2, \|x\|_2]} \bar{\mathcal{C}}_\phi(\alpha, \eta) \\ &= \min\{\bar{\mathcal{C}}_\phi(-\|x\|_2, \eta), \bar{\mathcal{C}}_\phi(\|x\|_2, \eta)\} && \text{(part 4 of Lemma 22)} \\ &= \bar{\mathcal{C}}_\phi(\|x\|_2, \eta) && \text{(part 2 of Lemma 22)} \\ &= \eta \underline{B} + (1 - \eta) \bar{B}, \end{aligned}$$

where $\underline{B} \stackrel{\text{def}}{=} \phi(\|x\|_2)$ and $\bar{B} \stackrel{\text{def}}{=} \phi(-\|x\|_2)$. Note that $\bar{B} > \underline{B}$ since $\|x\|_2 > 0$. Here,

$$\begin{aligned} \bar{\mathcal{C}}_\phi(-\|x\|_2, \eta) - \bar{\mathcal{C}}_\phi(\|x\|_2, \eta) &= (\bar{B} - \underline{B})(2\eta - 1) > 0, \\ \bar{\mathcal{C}}_\phi(0, \eta) - \bar{\mathcal{C}}_\phi(\|x\|_2, \eta) &= \phi(0) - \bar{B} + \eta(\bar{B} - \underline{B}) \\ &\geq \frac{\bar{B} + \underline{B}}{2} - \bar{B} + \eta(\bar{B} - \underline{B}) \\ &> \frac{\bar{B} + \underline{B}}{2} - \bar{B} + \frac{\bar{B} - \underline{B}}{2} && (\bar{B} > \underline{B} \text{ and } \eta > \frac{1}{2}) \\ &= 0, \end{aligned}$$

where the first inequality is shown by quasiconcavity of $\alpha \mapsto \phi(\alpha) + \phi(-\alpha)$. Indeed, by letting $F(\alpha) \stackrel{\text{def}}{=} \phi(\alpha) + \phi(-\alpha)$,

$$2\phi(0) = F(0) = F\left(\frac{\|x\|_2}{2} + \frac{-\|x\|_2}{2}\right) \geq \min\{F(\|x\|_2), F(-\|x\|_2)\} = F(\|x\|_2) = \bar{B} + \underline{B}.$$

Then, we have

$$\begin{aligned} \inf_{f \in \mathcal{F}_{\text{lin}}: f(x) \leq 0} \mathcal{C}_\phi(f, \eta, x) - \inf_{f \in \mathcal{F}_{\text{lin}}} \mathcal{C}_\phi(f, \eta, x) \\ &= \min\{\bar{\mathcal{C}}_\phi(-\|x\|_2, \eta) - \bar{\mathcal{C}}_\phi(\|x\|_2, \eta), \bar{\mathcal{C}}_\phi(0, \eta) - \bar{\mathcal{C}}_\phi(\|x\|_2, \eta)\} \\ &> 0. \end{aligned}$$

This verifies the condition (12). ■

Proof of part 2 ϕ is calibrated wrt $(\phi_\gamma, \mathcal{F}_{\text{lin}})$ if and only if

$$\begin{aligned} \text{(i)} \quad \inf_{f \in \mathcal{F}_{\text{lin}}: |f(x)| \leq \gamma} \mathcal{C}_\phi(f, \frac{1}{2}, x) &> \inf_{f \in \mathcal{F}_{\text{lin}}} \mathcal{C}_\phi(f, \frac{1}{2}, x), \quad \text{and} \\ \text{(ii)} \quad \inf_{f \in \mathcal{F}_{\text{lin}}: f(x) \leq \gamma} \mathcal{C}_\phi(f, \eta, x) &> \inf_{f \in \mathcal{F}_{\text{lin}}} \mathcal{C}_\phi(f, \eta, x) \quad \text{for all } \eta \in \left(\frac{1}{2}, 1\right] \end{aligned} \tag{13}$$

for any $x \in \mathcal{X}$ such that $\|x\|_2 > \gamma$, by part 3 of Lemma 21. Now we show $\phi(\gamma) + \phi(-\gamma) > \phi(\alpha) + \phi(-\alpha)$ for any $\alpha \in (\gamma, 1]$, assuming (i) and (ii). For an arbitrary $\alpha \in (\gamma, 1]$, pick an x such that $\|x\|_2 = \alpha$, then $\{f(x) \mid f \in \mathcal{F}_{\text{lin}}\}$ ranges $[-\alpha, \alpha]$.

$$\begin{aligned}
 \phi(\gamma) + \phi(-\gamma) &= \inf_{0 \leq \alpha' \leq \gamma} \phi(\alpha') + \phi(-\alpha') && \text{(part 3 of Lemma 22)} \\
 &= \inf_{f \in \mathcal{F}_{\text{lin}}: 0 \leq f(x) \leq \gamma} \phi(f(x)) + \phi(-f(x)) \\
 &= \inf_{f \in \mathcal{F}_{\text{lin}}: |f(x)| \leq \gamma} \phi(f(x)) + \phi(-f(x)) && (\phi(\alpha) + \phi(-\alpha) \text{ is even}) \\
 &> \inf_{f \in \mathcal{F}_{\text{lin}}} \phi(f(x)) + \phi(-f(x)) && \text{((i) is used)} \\
 &= \inf_{-\|x\|_2 \leq \alpha' \leq \|x\|_2} \phi(\alpha') + \phi(-\alpha') \\
 &= \inf_{0 \leq \alpha' \leq \alpha} \phi(\alpha') + \phi(-\alpha') && (\phi(\alpha) + \phi(-\alpha) \text{ is even}) \\
 &= \phi(\alpha) + \phi(-\alpha). && \text{(part 3 of Lemma 22)}
 \end{aligned}$$

Conversely, assume $\phi(\gamma) + \phi(-\gamma) > \phi(\alpha) + \phi(-\alpha)$ for any $\alpha \in (\gamma, 1]$. We will show (i) and (ii) in (13). Fix an $x \in \mathcal{X}$ such that $\|x\|_2 > \gamma$ arbitrarily, then $\{f(x) \mid f \in \mathcal{F}_{\text{lin}}\}$ ranges $[-\|x\|_2, \|x\|_2] \supseteq [-\gamma, \gamma]$. Since $\phi(\alpha) + \phi(-\alpha)$ is nonincreasing in $\alpha \geq 0$ (part 3 of Lemma 22), we have

$$\begin{aligned}
 2 \inf_{f \in \mathcal{F}_{\text{lin}}: |f(x)| \leq \gamma} \mathcal{C}_\phi(f, \tfrac{1}{2}, x) &= \inf_{|\alpha| \leq \gamma} \phi(\alpha) + \phi(-\alpha) && (f(x) \in [-\|x\|_2, \|x\|_2]) \\
 &= \inf_{0 \leq \alpha \leq \gamma} \phi(\alpha) + \phi(-\alpha) && (\phi(\alpha) + \phi(-\alpha) \text{ is even}) \\
 &= \phi(\gamma) + \phi(-\gamma) && \text{(part 3 of Lemma 22)} \\
 &> \phi(\|x\|_2) + \phi(-\|x\|_2) && \text{(by assumption)} \\
 &= \inf_{0 \leq \alpha \leq \|x\|_2} \phi(\alpha) + \phi(-\alpha), && \text{(part 3 of Lemma 22)} \\
 &= \inf_{-\|x\|_2 \leq \alpha \leq \|x\|_2} \phi(\alpha) + \phi(-\alpha) && (\phi(\alpha) + \phi(-\alpha) \text{ is even}) \\
 &= 2 \inf_{f \in \mathcal{F}_{\text{lin}}} \mathcal{C}_\phi(f, \tfrac{1}{2}, x),
 \end{aligned}$$

which is equivalent to (i). For (ii), fix an η such that $\frac{1}{2} < \eta \leq 1$. We first observe with parts 2 and 4 of Lemma 22 that

$$\begin{aligned}
 \inf_{-\|x\|_2 \leq \alpha \leq \gamma} \bar{\mathcal{C}}_\phi(\alpha, \eta) &= \min \{ \bar{\mathcal{C}}_\phi(-\|x\|_2, \eta), \bar{\mathcal{C}}_\phi(\gamma, \eta) \}, \\
 \inf_{-\|x\|_2 \leq \alpha \leq \|x\|_2} \bar{\mathcal{C}}_\phi(\alpha, \eta) &= \min \{ \bar{\mathcal{C}}_\phi(-\|x\|_2, \eta), \bar{\mathcal{C}}_\phi(\|x\|_2, \eta) \} = \bar{\mathcal{C}}_\phi(\|x\|_2, \eta).
 \end{aligned}$$

Here, we have

$$\begin{aligned}
 \bar{\mathcal{C}}_\phi(\|x\|_2, \eta) &= (\underline{B} - \bar{B})\eta + \bar{B}, \\
 \bar{\mathcal{C}}_\phi(\gamma, \eta) &= (\phi(\gamma) - \phi(-\gamma))\eta + \phi(-\gamma),
 \end{aligned}$$

where $\underline{B} \stackrel{\text{def}}{=} \phi(\|x\|_2)$ and $\overline{B} \stackrel{\text{def}}{=} \phi(-\|x\|_2)$. Then, for all $\eta \in (\frac{1}{2}, 1]$,

$$\begin{aligned} \overline{\mathcal{C}}_\phi(\gamma, \eta) - \overline{\mathcal{C}}_\phi(\|x\|_2, \eta) &= (\phi(\gamma) - \phi(-\gamma) + \overline{B} - \underline{B})\eta + (\phi(-\gamma) - \overline{B}) \\ &\geq (\phi(\gamma) - \phi(-\gamma) + \overline{B} - \underline{B})\frac{1}{2} + \phi(-\gamma) - \overline{B} \\ &= \frac{\{\phi(\gamma) + \phi(-\gamma)\} - \{\phi(\|x\|_2) + \phi(-\|x\|_2)\}}{2} \\ &> 0, \end{aligned}$$

where the first inequality holds since $(\phi(\gamma) - \phi(-\gamma) + \overline{B} - \underline{B}) > 0$ and $\eta > \frac{1}{2}$, and the second inequality holds because of the assumption $\phi(\gamma) + \phi(-\gamma) > \phi(\alpha) + \phi(-\alpha)$ for any $\alpha \in (\gamma, 1]$. In addition, we have $\overline{\mathcal{C}}_\phi(-\|x\|_2, \eta) > \overline{\mathcal{C}}_\phi(\|x\|_2, \eta)$ for $\eta > \frac{1}{2}$ by part 2 of Lemma 22. Therefore,

$$\begin{aligned} \inf_{f \in \mathcal{F}_{\text{lin}}: f(x) \leq \gamma} \mathcal{C}_\phi(f, \eta, x) - \inf_{f \in \mathcal{F}_{\text{lin}}} \mathcal{C}_\phi(f, \eta, x) \\ &= \inf_{-\|x\|_2 \leq \alpha \leq \gamma} \overline{\mathcal{C}}_\phi(\alpha, \eta) - \inf_{-\|x\|_2 \leq \alpha \leq \|x\|_2} \overline{\mathcal{C}}_\phi(\alpha, \eta) \\ &= \min\{\overline{\mathcal{C}}_\phi(-\|x\|_2, \eta) - \overline{\mathcal{C}}_\phi(\|x\|_2, \eta), \overline{\mathcal{C}}_\phi(\gamma, \eta) - \overline{\mathcal{C}}_\phi(\|x\|_2, \eta)\} \\ &> 0 \end{aligned}$$

holds for all η such that $\frac{1}{2} < \eta \leq 1$, and this verifies (ii). ■

C.6. Proof of Theorem 19

Proof First, we derive the necessary and sufficient condition for $(\phi_\gamma, \mathcal{F}_{\text{lin}})$ -calibration under ξ -Massart condition. Let us introduce

$$\delta_{\rho, \xi}^{\text{Massart}}(\varepsilon) \stackrel{\text{def}}{=} \inf_{\eta \in [0, 1]} \inf_{x \in \tilde{\mathcal{X}}_\rho} \inf_{f \in \mathcal{F}} \mathcal{C}_\phi(f, \eta, x) - \mathcal{C}_{\phi, \mathcal{F}}^*(\eta, x) \quad \text{s.t.} \quad \mathcal{C}_{\phi_\gamma}(f, \eta, x) - \mathcal{C}_{\phi_\gamma, \mathcal{F}}^*(\eta, x) \geq \varepsilon, \\ |2\eta - 1| \geq \xi$$

where $\tilde{\mathcal{X}}_\rho \stackrel{\text{def}}{=} \mathcal{X} \setminus B_2^\circ(\gamma + \rho)$. A loss function ϕ is $(\phi_\gamma, \mathcal{F}_{\text{lin}})$ -calibrated if and only if $\delta_{\xi}^{\text{Massart}}(\varepsilon) > 0$ for all $\varepsilon > 0$. It is easy to see that ϕ is $(\phi_\gamma, \mathcal{F}_{\text{lin}})$ -calibrated if and only if $\delta_{\rho, \xi}^{\text{Massart}}(\varepsilon) > 0$ for all $\varepsilon > 0$ and $\rho \in (0, 1 - \gamma)$ by the same argument as the proof of Lemma 11. By following the same argument as the proof of Lemma 21 (part 3), we claim that a surrogate ϕ is calibrated if and only if

$$\inf_{f \in \mathcal{F}_{\text{lin}}: f(x) \leq \gamma} \mathcal{C}_\phi(f, \eta, x) > \inf_{f \in \mathcal{F}_{\text{lin}}} \mathcal{C}_\phi(f, \eta, x)$$

for all η and x such that $\eta \geq \frac{1+\xi}{2}$ and $\|x\|_2 > \gamma$.ⁱⁱ Denote $\overline{\mathcal{C}}_\phi(f(x), \eta) = \mathcal{C}_\phi(f, \eta, x) = \eta\phi(f(x)) + (1 - \eta)\phi(-f(x))$. Then, it is equivalent to

$$H(\eta, x) \stackrel{\text{def}}{=} \inf_{\alpha \in [-\|x\|_2, \gamma]} \overline{\mathcal{C}}_\phi(\alpha, \eta) - \inf_{\alpha \in [-\|x\|_2, \|x\|_2]} \overline{\mathcal{C}}_\phi(\alpha, \eta) > 0 \quad \text{for all } \eta \geq \frac{1+\xi}{2},$$

by noting that $f(x)$ spans $[-\|x\|_2, \|x\|_2]$ for $f \in \mathcal{F}_{\text{lin}}$.

Next, we will check each loss function.

ii. The proof of this argument is a routine given the proof of Lemma 21 (part 3), which is omitted.

Shifted hinge loss. Since

$$\bar{\mathcal{C}}_\phi(\alpha, \eta) = \begin{cases} -\eta\alpha + \eta(1 + \beta) & \text{if } \alpha < -(1 + \beta), \\ (1 - 2\eta)\alpha + (1 + \beta) & \text{if } -(1 + \beta) \leq \alpha < 1 + \beta, \\ (1 - \eta)\alpha + (1 - \eta)(1 + \beta) & \text{if } 1 + \beta \leq \alpha, \end{cases}$$

we have

$$\inf_{\alpha \in [-\|x\|_2, \gamma]} \bar{\mathcal{C}}_\phi(\alpha, \eta) = \bar{\mathcal{C}}_\phi(\gamma, \eta), \quad \inf_{\alpha \in [-\|x\|_2, \|x\|_2]} \bar{\mathcal{C}}_\phi(\alpha, \eta) = \bar{\mathcal{C}}_\phi(\|x\|_2, \eta).$$

Hence, $H(\eta, x) = (1 - 2\eta)(\gamma - \|x\|_2) \geq \xi(\|x\|_2 - \gamma) > 0$, implying that the hinge loss is $(\phi_\gamma, \mathcal{F}_{\text{lin}})$ -calibrated under any $\xi > 0$.

Logistic loss. The minimizer of

$$\bar{\mathcal{C}}_\phi(\alpha, \eta) = \eta \log(1 + e^{-\alpha}) + (1 - \eta) \log(1 + e^\alpha)$$

in $\alpha \in \mathbb{R}$ is $\alpha^*(\eta) = \ln\left(\frac{\eta}{1-\eta}\right)$. When $\eta \geq \frac{1+\xi}{2}$ with $\xi > \tanh\left(\frac{\gamma}{2}\right)$, we have $\alpha^*(\eta) > \gamma$. Since $\bar{\mathcal{C}}_\phi(\alpha, \eta)$ is convex in α , it is decreasing for $\alpha \leq \alpha^*(\eta)$. Hence,

- when $\alpha^*(\eta) \leq \|x\|_2$, $H(\eta, x) = \bar{\mathcal{C}}_\phi(\gamma, \eta) - \bar{\mathcal{C}}_\phi(\alpha^*(\eta), \eta) > 0$, and
- when $\gamma < \|x\|_2 < \alpha^*(\eta)$, $H(\eta, x) = \bar{\mathcal{C}}_\phi(\gamma, \eta) - \bar{\mathcal{C}}_\phi(\|x\|_2, \eta) > 0$ since $\gamma < \|x\|_2$.

Therefore, the logistic loss is $(\phi_\gamma, \mathcal{F}_{\text{lin}})$ -calibrated under $\xi > \tanh\left(\frac{\gamma}{2}\right)$. ■

C.7. Proof of Lemma 21

Proof Parts 1 and 2 are obvious from the definition of the class-conditional ϕ -risk.

Part 3: Let $\bar{\delta} : \mathbb{R}_{\geq 0} \times [0, 1] \times \mathcal{X} \rightarrow \mathbb{R}_{\geq 0}$ be the $(\phi_\gamma, \mathcal{F}_{\text{lin}})$ -calibration function, whose expression is given in Proposition 12: for $x \in \mathcal{X}$ such that $\|x\|_2 > \gamma$,

$$\bar{\delta}(\varepsilon, \eta, x) = \begin{cases} \infty & \text{if } \varepsilon > \max\{\eta, 1 - \eta\}, \\ \inf_{f \in \mathcal{F}_{\text{lin}}: |f(x)| \leq \gamma} \Delta \mathcal{C}_{\phi, \mathcal{F}_{\text{lin}}}(f, \eta, x) & \text{if } |2\eta - 1| < \varepsilon \leq \max\{\eta, 1 - \eta\}, \\ \inf_{f \in \mathcal{F}_{\text{lin}}: |f(x)| \leq \gamma \text{ or } (2\eta - 1)f(x) \leq 0} \Delta \mathcal{C}_{\phi, \mathcal{F}_{\text{lin}}}(f, \eta, x) & \text{if } \varepsilon \leq |2\eta - 1|, \end{cases}$$

and $\bar{\delta}(\varepsilon, \eta, x) = \infty$ for $\|x\|_2 \leq \gamma$. Proposition 7 states that ϕ is $(\phi_\gamma, \mathcal{F}_{\text{lin}})$ -calibrated if and only if $\bar{\delta}(\varepsilon, \eta, x) > 0$ for all $\varepsilon > 0$, $\eta \in [0, 1]$, and $x \in \mathcal{X}$ with $\|x\|_2 > \gamma$. We subsequently fix $\|x\|_2 > \gamma$ and simplify the third expression $\inf_f \{\Delta \mathcal{C}_{\phi, \mathcal{F}_{\text{lin}}}(f, \eta, x) \mid f \in \mathcal{F}_{\text{lin}}, |f(x)| \leq \gamma \text{ or } (2\eta - 1)f(x) \leq 0\}$ first. Using part 1 of Lemma 21 and the symmetry of \mathcal{F}_{lin} , since we have for $\eta \leq \frac{1}{2}$,

$$\begin{aligned} \inf_{f \in \mathcal{F}_{\text{lin}}: |f(x)| \leq \gamma \text{ or } (2\eta - 1)f(x) \leq 0} \mathcal{C}_\phi(f, \eta, x) &= \inf_{f \in \mathcal{F}_{\text{lin}}: f(x) \geq -\gamma} \mathcal{C}_\phi(f, \eta, x) \\ &= \inf_{f \in \mathcal{F}_{\text{lin}}: f(x) \geq -\gamma} \mathcal{C}_\phi(-f, 1 - \eta, x) \quad (\text{part 1 of Lemma 21}) \\ &= \inf_{f \in \mathcal{F}_{\text{lin}}: f(x) \leq \gamma} \mathcal{C}_\phi(f, 1 - \eta, x), \quad (\text{replace } -f \text{ with } f) \end{aligned}$$

and for $\eta \geq \frac{1}{2}$,

$$\inf_{f \in \mathcal{F}_{\text{lin}}: |f(x)| \leq \gamma \text{ or } (2\eta-1)f(x) \leq 0} \mathcal{C}_\phi(f, \eta, x) = \inf_{f \in \mathcal{F}_{\text{lin}}: f(x) \leq \gamma} \mathcal{C}_\phi(f, \eta, x).$$

By combining these two, we see that $\inf_{f \in \mathcal{F}_{\text{lin}}: f(x) \leq \gamma} \Delta \mathcal{C}_{\phi, \mathcal{F}_{\text{lin}}}(f, \eta, x) > 0$ holds for all $\eta \geq \frac{1}{2}$ if and only if $\inf_f \{\Delta \mathcal{C}_{\phi, \mathcal{F}_{\text{lin}}}(f, \eta, x) > 0 \mid f \in \mathcal{F}_{\text{lin}}, |f(x)| \leq \gamma \text{ or } (2\eta - 1)f(x) \leq 0\}$ holds for all $\eta \in [0, 1]$. Hence,

$$\inf_{f \in \mathcal{F}_{\text{lin}}: |f(x)| \leq \gamma \text{ or } (2\eta-1)f(x) \leq 0} \Delta \mathcal{C}_{\phi, \mathcal{F}_{\text{lin}}}(f, \eta, x) > 0$$

for $\varepsilon > 0$ and $\eta \in [0, 1]$ such that $\varepsilon \leq |2\eta - 1|$ if and only if

$$\inf_{f \in \mathcal{F}_{\text{lin}}: f(x) \leq \gamma} \Delta \mathcal{C}_{\phi, \mathcal{F}_{\text{lin}}}(f, \eta, x) > 0$$

for $\varepsilon > 0$ and $\eta \in [\frac{1}{2}, 1]$ such that $\varepsilon \leq 2\eta - 1$.

Note that the second expression $\inf_f \{\Delta \mathcal{C}_{\phi, \mathcal{F}_{\text{lin}}}(f, \eta, x) \mid f \in \mathcal{F}_{\text{lin}}, |f(x)| \leq \gamma\}$ can be simplified in the same way. Therefore, $\bar{\delta}(\varepsilon, \eta, x) > 0$ for all $\varepsilon > 0$, $\eta \in [0, 1]$, and $x \in \mathcal{X}$ if and only if

$$\begin{cases} \inf_{f \in \mathcal{F}_{\text{lin}}: |f(x)| \leq \gamma} \mathcal{C}_\phi(f, \eta, x) > \inf_{f \in \mathcal{F}_{\text{lin}}} \mathcal{C}_\phi(f, \eta, x) & \text{for all } \eta \geq \frac{1}{2} \text{ such that } 2\eta - 1 < \varepsilon \leq \eta, \\ \inf_{f \in \mathcal{F}_{\text{lin}}: f(x) \leq \gamma} \mathcal{C}_\phi(f, \eta, x) > \inf_{f \in \mathcal{F}_{\text{lin}}} \mathcal{C}_\phi(f, \eta, x) & \text{for all } \eta \geq \frac{1}{2} \text{ such that } \varepsilon \leq 2\eta - 1, \end{cases}$$

for all $\varepsilon > 0$, which is equivalent to

$$\begin{cases} \inf_{f \in \mathcal{F}_{\text{lin}}: |f(x)| \leq \gamma} \mathcal{C}_\phi(f, \eta, x) > \inf_{f \in \mathcal{F}_{\text{lin}}} \mathcal{C}_\phi(f, \eta, x) & \text{for all } \eta \geq \frac{1}{2} \text{ such that } \varepsilon \leq \eta < \frac{1+\varepsilon}{2}, \\ \inf_{f \in \mathcal{F}_{\text{lin}}: f(x) \leq \gamma} \mathcal{C}_\phi(f, \eta, x) > \inf_{f \in \mathcal{F}_{\text{lin}}} \mathcal{C}_\phi(f, \eta, x) & \text{for all } \eta \geq \frac{1}{2} \text{ such that } \frac{1+\varepsilon}{2} \leq \eta \leq 1, \end{cases}$$

for all $\varepsilon > 0$.

We immediately observe that

$$\begin{aligned} \bigcup_{\varepsilon > 0} \left\{ \eta \geq \frac{1}{2} \mid \varepsilon \leq \eta < \frac{1+\varepsilon}{2} \right\} &= \left\{ \frac{1}{2} \leq \eta \leq 1 \right\}, \text{ and} \\ \bigcup_{\varepsilon > 0} \left\{ \eta \geq \frac{1}{2} \mid \frac{1+\varepsilon}{2} \leq \eta \leq 1 \right\} &= \left\{ \frac{1}{2} < \eta \leq 1 \right\}. \end{aligned}$$

Therefore, we reduce the above conditions as

$$\begin{cases} \inf_{f \in \mathcal{F}_{\text{lin}}: |f(x)| \leq \gamma} \mathcal{C}_\phi(f, \eta, x) > \inf_{f \in \mathcal{F}_{\text{lin}}} \mathcal{C}_\phi(f, \eta, x) & \text{if } \frac{1}{2} \leq \eta \leq 1, \\ \inf_{f \in \mathcal{F}_{\text{lin}}: f(x) \leq \gamma} \mathcal{C}_\phi(f, \eta, x) > \inf_{f \in \mathcal{F}_{\text{lin}}} \mathcal{C}_\phi(f, \eta, x) & \text{if } \frac{1}{2} < \eta \leq 1. \end{cases}$$

Note that $\inf_{|f(x)| \leq \gamma} \mathcal{C}_\phi(f, \eta, x) \geq \inf_{f \in \mathcal{F}_{\text{lin}}: f(x) \leq \gamma} \mathcal{C}_\phi(f, \eta, x)$ (inequality is not strict) always holds for all η . Since the first case is included in the second case except when $\eta = \frac{1}{2}$, this is equivalent to

$$\begin{aligned} \inf_{f \in \mathcal{F}_{\text{lin}}: |f(x)| \leq \gamma} \mathcal{C}_\phi(f, \tfrac{1}{2}, x) &> \inf_{f \in \mathcal{F}_{\text{lin}}} \mathcal{C}_\phi(f, \tfrac{1}{2}, x), \text{ and} \\ \inf_{f \in \mathcal{F}_{\text{lin}}: f(x) \leq \gamma} \mathcal{C}_\phi(f, \eta, x) &> \inf_{f \in \mathcal{F}_{\text{lin}}} \mathcal{C}_\phi(f, \eta, x) \text{ for } \eta \in (\tfrac{1}{2}, 1]. \end{aligned}$$

Part 4: First, we obtain the calibration function $\bar{\delta}$ wrt $(\ell_{01}, \mathcal{F}_{\text{lin}})$ as in Lemma 12. The ℓ_{01} -CCR for $f \in \mathcal{F}_{\text{lin}}$ at x is

$$\mathcal{C}_{\ell_{01}}(f, \eta, x) = \eta \mathbb{1}_{\{\text{sign}(f(x))=+1\}} + (1 - \eta) \mathbb{1}_{\{\text{sign}(f(x))=-1\}} = \begin{cases} \eta & \text{if } f(x) \geq 0, \\ 1 - \eta & \text{if } f(x) < 0. \end{cases}$$

To compute $\Delta \mathcal{C}_{\ell_{01}, \mathcal{F}_{\text{lin}}}(f, \eta, x)$, note that given x , $f(x)$ ranges $[-\|x\|_2, \|x\|_2]$ for $f \in \mathcal{F}_{\text{lin}}$. When $\|x\|_2 = 0$, $\mathcal{C}_{\ell_{01}}(f, \eta, x) = \eta$ for all $f \in \mathcal{F}_{\text{lin}}$, implying $\Delta \mathcal{C}_{\ell_{01}, \mathcal{F}_{\text{lin}}}(f, \eta, x) = 0$. When $\|x\|_2 > 0$, we have $\Delta \mathcal{C}_{\ell_{01}, \mathcal{F}_{\text{lin}}}(f, \eta, x) = |2\eta - 1| \cdot \mathbb{1}_{\{(2\eta-1)f(x) \leq 0\}}$ as in the same way as Steinwart (2007, Lemma 4.1). Hence,

$$\Delta \mathcal{C}_{\ell_{01}, \mathcal{F}_{\text{lin}}}(f, \eta, x) = \begin{cases} 0 & \text{if } \|x\|_2 = 0, \\ |2\eta - 1| \cdot \mathbb{1}_{\{(2\eta-1)f(x) \leq 0\}} & \text{if } \|x\|_2 > 0. \end{cases}$$

Now, if $\|x\|_2 = 0$ or $\varepsilon > |2\eta - 1|$, we always have $\Delta \mathcal{C}_{\ell_{01}, \mathcal{F}_{\text{lin}}}(f, \eta, x) < \varepsilon$ hence $\bar{\delta}(\varepsilon, \eta, x) = \infty$. If $\|x\|_2 > 0$ and $\varepsilon \leq |2\eta - 1|$, we have $\Delta \mathcal{C}_{\ell_{01}, \mathcal{F}_{\text{lin}}}(f, \eta, x) < \varepsilon$ if and only if $(2\eta - 1)f(x) > 0$. Therefore, we have

$$\bar{\delta}(\varepsilon, \eta, x) = \begin{cases} \infty & \text{if } \|x\|_2 = 0 \text{ or } \varepsilon > |2\eta - 1|, \\ \inf_{f \in \mathcal{F}_{\text{lin}}: (2\eta-1)f(x) \leq 0} \Delta \mathcal{C}_{\phi, \mathcal{F}_{\text{lin}}}(f, \eta, x) & \text{if } \|x\|_2 > 0 \text{ and } \varepsilon \leq |2\eta - 1|. \end{cases}$$

Next, by Proposition 7, ϕ is $(\ell_{01}, \mathcal{F}_{\text{lin}})$ -calibrated if and only if $\bar{\delta}(\varepsilon, \eta, x) > 0$ for all $\varepsilon > 0$, $\eta \in [0, 1]$, and $x \in \mathcal{X}$. In the same way as part 3 of Lemma 21, this is equivalent to

$$\inf_{f \in \mathcal{F}_{\text{lin}}: f(x) \leq 0} \mathcal{C}_{\phi}(f, \eta, x) > \inf_{f \in \mathcal{F}_{\text{lin}}} \mathcal{C}_{\phi}(f, \eta, x) \quad \text{for all } \eta \geq \frac{1}{2} \text{ such that } \frac{1+\varepsilon}{2} \leq \eta \leq 1,$$

for all $\varepsilon > 0$ and $x \in \mathcal{X} \setminus \{0\}$, by using part 1 of Lemma 21 and symmetry of \mathcal{F}_{lin} . This is equivalent to the lemma statement. \blacksquare

C.8. Proof of Lemma 22

Denote $\bar{\phi}(\alpha) \stackrel{\text{def}}{=} \phi(\alpha) + \phi(-\alpha)$.

Proof (of Lemma 22) Part 1: Fix an $\eta \in (\frac{1}{2}, 1]$ and $\alpha_1, \alpha_2 \geq 0$ such that $\alpha_1 < \alpha_2$. By the fact that ϕ is nonincreasing, we have

$$\begin{aligned} \phi(\alpha_1) - \phi(-\alpha_1) - \phi(\alpha_2) + \phi(-\alpha_2) &= (\phi(\alpha_1) - \phi(\alpha_2)) + (\phi(-\alpha_2) - \phi(-\alpha_1)) \\ &\geq 0. \end{aligned}$$

Then,

$$\begin{aligned} \bar{\mathcal{C}}_{\phi}(\alpha_1, \eta) - \bar{\mathcal{C}}_{\phi}(\alpha_2, \eta) &= (\phi(\alpha_1) - \phi(-\alpha_1) - \phi(\alpha_2) + \phi(-\alpha_2))\eta + \phi(-\alpha_1) - \phi(-\alpha_2) \\ &\geq (\phi(\alpha_1) - \phi(-\alpha_1) - \phi(\alpha_2) + \phi(-\alpha_2))\frac{1}{2} + \phi(-\alpha_1) - \phi(-\alpha_2) \\ &= \frac{\phi(\alpha_1) + \phi(-\alpha_1) - \phi(\alpha_2) - \phi(-\alpha_2)}{2} \\ &\geq 0, \end{aligned}$$

where the last inequality holds because $\phi(\alpha) + \phi(-\alpha)$ is nonincreasing when $\alpha \geq 0$ by part 3. Therefore, $\bar{\mathcal{C}}_\phi(\alpha, \eta)$ is nonincreasing in $\alpha \geq 0$.

Part 2: Fix an $\eta \in (\frac{1}{2}, 1]$. Then,

$$\bar{\mathcal{C}}_\phi(-\alpha, \eta) - \bar{\mathcal{C}}_\phi(\alpha, \eta) = (2\eta - 1)(\phi(-\alpha) - \phi(\alpha)) > 0.$$

Part 3: $\bar{\phi}$ is an even function, so it is symmetric in $\alpha = 0$. $\bar{\phi}$ is continuous because of continuity of ϕ . Every quasiconcave continuous function is nondecreasing, or nonincreasing, or there is global maxima in its domain (Boyd and Vandenberghe, 2004). If $\bar{\phi}$ is either nondecreasing or nonincreasing in α , it is a constant function in α and clearly nonincreasing in $\alpha \geq 0$. If $\bar{\phi}$ has global maxima, i.e., there is a point $\alpha_* \in \text{dom}(\bar{\phi})$ such that $\bar{\phi}$ is nondecreasing for $\alpha \leq \alpha_*$ and nonincreasing for $\alpha \geq \alpha_*$, it is still nonincreasing in $\alpha \geq 0$. This is clear when $\alpha_* \leq 0$. When $\alpha_* > 0$, $\bar{\phi}$ may only be a constant function in $\alpha \in [0, \alpha_*]$ otherwise we have a point $\tilde{\alpha} \in [0, \alpha_*)$ such that $\bar{\phi}(\tilde{\alpha}) < \bar{\phi}(\alpha_*)$; hence $\bar{\phi}(\alpha_*) = \bar{\phi}(-\alpha_*)$ ($\stackrel{\text{def}}{=} \bar{\phi}_*$) by the symmetry and $\bar{\phi}_0 \stackrel{\text{def}}{=} \bar{\phi}(\tilde{\alpha}) < \bar{\phi}_*$, which means there is no convex superlevel sets for $\bar{\phi}$ within the range $(\bar{\phi}_0, \bar{\phi}_*)$. For example, pick $t \in (\bar{\phi}_0, \bar{\phi}_*)$ and consider t -superlevel set of $\bar{\phi}$. If t -superlevel set is convex, it must contain every point in $[-\alpha_*, \alpha_*]$ since $t < \bar{\phi}_* = \bar{\phi}(-\alpha_*) = \bar{\phi}(\alpha_*)$. However, t -superlevel set would not contain $\tilde{\alpha} \in [-\alpha_*, \alpha_*]$ since $t > \bar{\phi}_0 = \bar{\phi}(\tilde{\alpha})$. This contradicts the quasiconcavity of $\bar{\phi}$. In any cases, $\bar{\phi}$ is nonincreasing in $\alpha \geq 0$.

Part 4: This is an immediate consequence of the quasiconcavity and continuity of $\bar{\mathcal{C}}_\phi(\alpha, \eta)$ (Assumption A). ■

Appendix D. Derivation of Calibration Functions

In this section, we derive closed-forms of $(\phi_\gamma, \mathcal{F}_{\text{lin}})$ -calibration functions for several surrogate losses ϕ by minimizing $\bar{\delta}(\varepsilon, \eta, x)$ in (7) wrt $\eta \in [0, 1]$ and $x \in \tilde{\mathcal{X}}_\rho$, or $\|x\|_2 \geq \gamma + \rho$ in other words. Let $\bar{\mathcal{C}}_\phi(\alpha, \eta) \stackrel{\text{def}}{=} \eta\phi(\alpha) + (1 - \eta)\phi(-\alpha)$ to simplify notation.

D.1. Ramp Loss

The ramp loss is $\phi(\alpha) = \min\{1, \max\{0, \frac{1-\alpha}{2}\}\}$. We consider the shifted ramp loss: $\phi_\beta(\alpha) = \phi(\alpha - \beta)$:

$$\phi_\beta(\alpha) = \begin{cases} 1 & \text{if } \alpha \leq -1 + \beta, \\ \frac{1-\alpha+\beta}{2} & \text{if } -1 + \beta < \alpha \leq 1 + \beta, \\ 0 & \text{if } 1 + \beta < \alpha. \end{cases}$$

The ϕ_β -CCR is plotted in Figure 14. We can confirm that $\bar{\mathcal{C}}_{\phi_\beta}$ is quasiconcave with each $\beta \geq 0$.

D.1.1. MINIMAL INNER RISK

By part 4 of Lemma 22, it is easy to check

$$\begin{aligned} \mathcal{C}_{\phi_\beta, \mathcal{F}_{\text{lin}}}^*(\eta, x) &= \inf_{f \in \mathcal{F}_{\text{lin}}} \mathcal{C}_{\phi_\beta}(f, \eta, x) = \inf_{\alpha \in [-\|x\|_2, \|x\|_2]} \bar{\mathcal{C}}_{\phi_\beta}(\alpha, \eta) \\ &= \min\{\bar{\mathcal{C}}_{\phi_\beta}(-\|x\|_2, \eta), \bar{\mathcal{C}}_{\phi_\beta}(\|x\|_2, \eta)\}. \end{aligned}$$

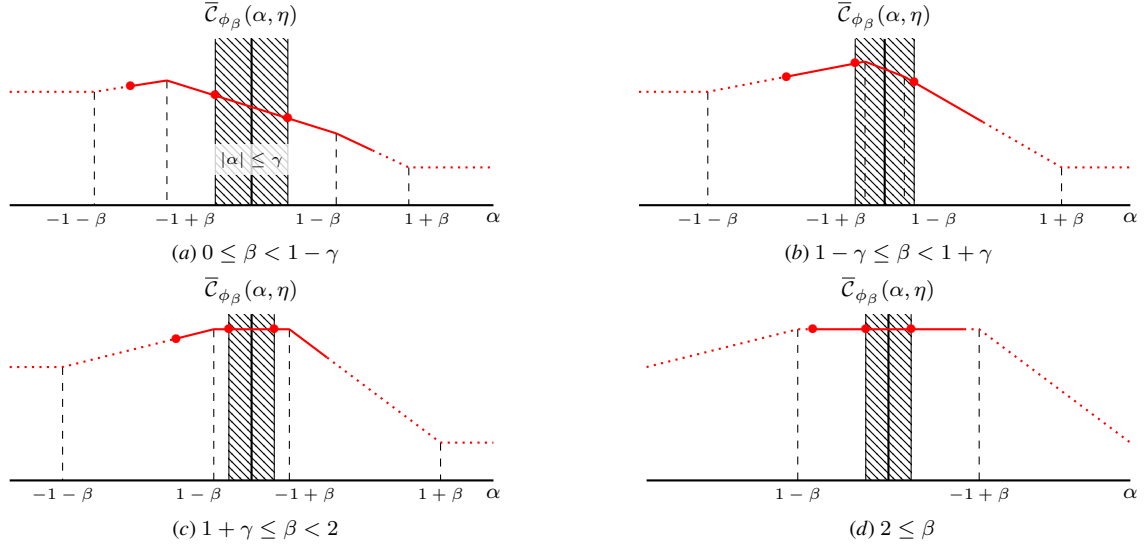


Figure 14: The class-conditional risk for the ramp loss.

D.1.2. CALIBRATION FUNCTION

We analyze ϕ_β -CCR $\mathcal{C}_{\phi_\beta}(f, \eta, x) = \eta\phi_\beta(f(x)) + (1 - \eta)\phi_\beta(-f(x)) = \bar{\mathcal{C}}_{\phi_\beta}(f(x), \eta)$, and restrict $\eta > \frac{1}{2}$ by virtue of the symmetry of \mathcal{C}_{ϕ_β} (part 1 in Lemma 21). It is easy to see $\mathcal{C}_{\phi_\beta, \mathcal{F}_{\text{lin}}}^*(\eta, x) = \bar{\mathcal{C}}_{\phi_\beta}(\|x\|_2, \eta)$. Subsequently, we divide into cases depending on the relationship among $\bar{\mathcal{C}}_{\phi_\beta}(-\|x\|_2, \eta)$, $\bar{\mathcal{C}}_{\phi_\beta}(\gamma, \eta)$, and $\bar{\mathcal{C}}_{\phi_\beta}(-\gamma, \eta)$.

(A) When $0 \leq \beta < 1 - \gamma$:

$$\bar{\mathcal{C}}_{\phi_\beta}(-\|x\|_2, \eta) = \begin{cases} \eta + \frac{1 - \|x\|_2 + \beta}{2}(1 - \eta) & \text{if } \gamma + \rho \leq \|x\|_2 < 1 - \beta, \\ \frac{1 + \|x\|_2 + \beta}{2}\eta + \frac{1 - \|x\|_2 + \beta}{2}(1 - \eta) & \text{otherwise,} \end{cases}$$

$$\bar{\mathcal{C}}_{\phi_\beta}(\gamma, \eta) = \frac{1 - \gamma + \beta}{2}\eta + \frac{1 + \gamma + \beta}{2}(1 - \eta),$$

$$\bar{\mathcal{C}}_{\phi_\beta}(-\gamma, \eta) = \frac{1 + \gamma + \beta}{2}\eta + \frac{1 - \gamma + \beta}{2}(1 - \eta),$$

from which it follows that $\bar{\mathcal{C}}_{\phi_\beta}(-\gamma, \eta) - \bar{\mathcal{C}}_{\phi_\beta}(\gamma, \eta) = \frac{\gamma}{2}(2\eta - 1) > 0$, that is, $\bar{\mathcal{C}}_{\phi_\beta}(-\gamma, \eta) > \bar{\mathcal{C}}_{\phi_\beta}(\gamma, \eta)$ for all $\eta > \frac{1}{2}$. In addition, since when $\gamma + \rho \leq \|x\|_2 < 1 - \beta$,

$$\bar{\mathcal{C}}_{\phi_\beta}(-\|x\|_2, \eta) - \bar{\mathcal{C}}_{\phi_\beta}(\gamma, \eta) = (\gamma + \|x\|_2) \left(\eta - \frac{1}{2} \right),$$

we have $\mathcal{C}_{\phi_\beta}(\gamma, \eta) < \mathcal{C}_{\phi_\beta}(-\|x\|_2, \eta)$ for such β and $\|x\|_2$. By part 4 in Lemma 22, it follows that

$$\inf_{f \in \mathcal{F}_{\text{lin}}: |f(x)| \leq \gamma} \mathcal{C}_{\phi_\beta}(f, \eta, x) = \inf_{|\alpha| \leq \gamma} \bar{\mathcal{C}}_{\phi_\beta}(\alpha, \eta) = \bar{\mathcal{C}}_{\phi_\beta}(\gamma, \eta),$$

$$\inf_{f \in \mathcal{F}_{\text{lin}}: f(x) \leq \gamma} \mathcal{C}_{\phi_\beta}(f, \eta, x) = \inf_{\alpha \in [-\|x\|_2, \gamma]} \bar{\mathcal{C}}_{\phi_\beta}(\alpha, \eta) = \min\{\bar{\mathcal{C}}_{\phi_\beta}(\gamma, \eta), \bar{\mathcal{C}}_{\phi_\beta}(-\|x\|_2, \eta)\}.$$

Thus, by Lemma 12,

$$\begin{aligned} \bar{\delta}(\varepsilon, \eta, x) &= \begin{cases} \infty & \text{if } \eta < \varepsilon, \\ \bar{\mathcal{C}}_{\phi_\beta}(\gamma, \eta) - \bar{\mathcal{C}}_{\phi_\beta}(\|x\|_2, \eta) & \text{if } \varepsilon \leq \eta \text{ and } \bar{\mathcal{C}}_{\phi_\beta}(-\|x\|_2, \eta) \geq \bar{\mathcal{C}}_{\phi_\beta}(\gamma, \eta), \\ \bar{\mathcal{C}}_{\phi_\beta}(-\|x\|_2, \eta) - \bar{\mathcal{C}}_{\phi_\beta}(\|x\|_2, \eta) & \text{if } \varepsilon \leq \eta \text{ and } \bar{\mathcal{C}}_{\phi_\beta}(-\|x\|_2, \eta) < \bar{\mathcal{C}}_{\phi_\beta}(\gamma, \eta), \end{cases} \\ &= \begin{cases} \infty & \text{if } \eta < \varepsilon, \\ \bar{\mathcal{C}}_{\phi_\beta}(\gamma, \eta) - \bar{\mathcal{C}}_{\phi_\beta}(\|x\|_2, \eta) & \text{if } \varepsilon \leq \eta \text{ and } \bar{\mathcal{C}}_{\phi_\beta}(-\|x\|_2, \eta) \geq \bar{\mathcal{C}}_{\phi_\beta}(\gamma, \eta), \\ \frac{1+\|x\|_2-\beta}{2} \left(\eta - \frac{1}{2}\right) & \text{if } \varepsilon \leq \eta \text{ and } \bar{\mathcal{C}}_{\phi_\beta}(-\|x\|_2, \eta) < \bar{\mathcal{C}}_{\phi_\beta}(\gamma, \eta), \end{cases} \end{aligned}$$

where the last identity holds because $\|x\|_2 \geq 1 - \beta$ when $\bar{\mathcal{C}}_{\phi_\beta}(-\|x\|_2, \eta) < \bar{\mathcal{C}}_{\phi_\beta}(\gamma, \eta)$. Since $\bar{\mathcal{C}}_{\phi_\beta}(\alpha, \eta)$ is nonincreasing in $\alpha \geq 0$ (part 1 of Lemma 22), we know $\mathcal{C}_{\phi_\beta}^*(\eta, x) = \bar{\mathcal{C}}_{\phi_\beta}(\|x\|_2, \eta)$ is maximized at $\|x\|_2 = \gamma + \rho$, which implies

$$\begin{aligned} \delta_\rho(\varepsilon) &= \inf_{\eta \in (\frac{1}{2}, 1]} \inf_{x \in \mathcal{X}: \|x\|_2 \geq \gamma + \rho} \bar{\delta}(\varepsilon, \eta, x) \\ &= \inf_{\eta \in (\frac{1}{2}, 1]: \varepsilon \leq \eta} \frac{1 + \gamma + \rho - \beta}{2} \left(\eta - \frac{1}{2}\right) \\ &= \frac{1 + \gamma + \rho - \beta}{2} \left[\varepsilon - \frac{1}{2}\right]_+. \end{aligned}$$

(B) When $1 - \gamma \leq \beta < 1 + \gamma$:

$$\begin{aligned} \bar{\mathcal{C}}_{\phi_\beta}(-\|x\|_2, \eta) &= \eta + \frac{1 - \|x\|_2 + \beta}{2}(1 - \eta), \\ \bar{\mathcal{C}}_{\phi_\beta}(\gamma, \eta) &= \frac{1 - \gamma + \beta}{2}\eta + (1 - \eta), \\ \bar{\mathcal{C}}_{\phi_\beta}(-\gamma, \eta) &= \eta + \frac{1 - \gamma + \beta}{2}(1 - \eta), \end{aligned}$$

from which it follows that $\bar{\mathcal{C}}_{\phi_\beta}(-\gamma, \eta) - \bar{\mathcal{C}}_{\phi_\beta}(\gamma, \eta) = \frac{1+\gamma-\beta}{2}(2\eta - 1) > 0$, that is, $\bar{\mathcal{C}}_{\phi_\beta}(-\gamma, \eta) > \bar{\mathcal{C}}_{\phi_\beta}(\gamma, \eta)$ for all $\eta > \frac{1}{2}$. In addition, since

$$\bar{\mathcal{C}}_{\phi_\beta}(\gamma, \eta) - \bar{\mathcal{C}}_{\phi_\beta}(-\|x\|_2, \eta) = -\frac{2 - 2\beta + \gamma + \|x\|_2}{2} (\eta - \eta_0(x)), \quad \left(\eta_0(x) \stackrel{\text{def}}{=} \frac{1}{1 + \frac{1+\gamma-\beta}{1+\|x\|_2-\beta}}\right)$$

and $2 - 2\beta + \gamma + \|x\|_2 > 0$, we have $\bar{\mathcal{C}}_{\phi_\beta}(\gamma, \eta) > \bar{\mathcal{C}}_{\phi_\beta}(-\|x\|_2, \eta)$ if $\frac{1}{2} < \eta < \eta_0(x)$, and $\bar{\mathcal{C}}_{\phi_\beta}(\gamma, \eta) \leq \bar{\mathcal{C}}_{\phi_\beta}(-\|x\|_2, \eta)$ if $\eta_0(x) \leq \eta$. Note that $\frac{1}{2} < \eta_0(x) < 1$.

- If $\frac{1}{2} < \eta < \eta_0(x)$: By part 4 in Lemma 22, it follows that

$$\begin{aligned} \inf_{f \in \mathcal{F}_{\text{lin}}: |f(x)| \leq \gamma} \mathcal{C}_{\phi_\beta}(f, \eta, x) &= \inf_{|\alpha| \leq \gamma} \bar{\mathcal{C}}_{\phi_\beta}(\alpha, x) = \bar{\mathcal{C}}_{\phi_\beta}(\gamma, \eta), \\ \inf_{f \in \mathcal{F}_{\text{lin}}: f(x) \leq \gamma} \mathcal{C}_{\phi_\beta}(f, \eta, x) &= \inf_{\alpha \in [-\|x\|_2, \gamma]} \bar{\mathcal{C}}_{\phi_\beta}(\alpha, x) = \bar{\mathcal{C}}_{\phi_\beta}(-\|x\|_2, \eta). \end{aligned}$$

Thus, by Lemma 12,

$$\bar{\delta}(\varepsilon, \eta, x) = \begin{cases} \infty & \text{if } \eta < \varepsilon, \\ \bar{\mathcal{C}}_{\phi_\beta}(\gamma, \eta) - \bar{\mathcal{C}}_{\phi_\beta}(\|x\|_2, \eta) = \frac{\|x\|_2^{-\gamma}}{2} \eta & \text{if } \varepsilon \leq \eta < \frac{1+\varepsilon}{2}, \\ \bar{\mathcal{C}}_{\phi_\beta}(-\|x\|_2, \eta) - \bar{\mathcal{C}}_{\phi_\beta}(\|x\|_2, \eta) \\ = (1 + \|x\|_2 - \beta) (\eta - \frac{1}{2}) & \text{if } \frac{1+\varepsilon}{2} \leq \eta, \end{cases}$$

and

$$\begin{aligned} \inf_{\eta \in (\frac{1}{2}, \eta_0(x))} \bar{\delta}(\varepsilon, \eta, x) &= \min \left\{ \frac{\|x\|_2^{-\gamma}}{2} \max \left\{ \varepsilon, \frac{1}{2} \right\}, (1 + \|x\|_2 - \beta) \varepsilon \right\} \\ &= \begin{cases} (1 + \|x\|_2 - \beta) \varepsilon & \text{if } 0 < \varepsilon \leq \varepsilon_0(x), \\ \frac{\|x\|_2^{-\gamma}}{4} & \text{if } \varepsilon_0(x) < \varepsilon \leq \frac{1}{2}, \\ \frac{\|x\|_2^{-\gamma}}{2} \varepsilon & \text{if } \frac{1}{2} < \varepsilon, \end{cases} \end{aligned}$$

where $\varepsilon_0(x) \stackrel{\text{def}}{=} \frac{\|x\|_2^{-\gamma}}{4(1+\|x\|_2-\beta)}$. Finally, by taking the infimum over $x \in \tilde{\mathcal{X}}_\rho$,

$$\inf_{x \in \tilde{\mathcal{X}}_\rho} \inf_{\eta \in (\frac{1}{2}, \eta_0(x))} \bar{\delta}(\varepsilon, \eta, x) = \begin{cases} (1 + \gamma + \rho - \beta) \varepsilon & \text{if } 0 < \varepsilon \leq \varepsilon_0, \\ \frac{\rho}{4} & \text{if } \varepsilon_0 < \varepsilon \leq \frac{1}{2}, \\ \frac{\rho}{2} \varepsilon & \text{if } \frac{1}{2} < \varepsilon, \end{cases}$$

where $\varepsilon_0 \stackrel{\text{def}}{=} \frac{\rho}{4(1+\gamma+\rho-\beta)}$.

- If $\eta_0(x) \leq \eta \leq 1$: By part 4 in Lemma 22, it follows that

$$\begin{aligned} \inf_{f \in \mathcal{F}_{\text{in}}: |f(x)| \leq \gamma} \mathcal{C}_{\phi_\beta}(f, \eta, x) &= \inf_{|\alpha| \leq \gamma} \bar{\mathcal{C}}_{\phi_\beta}(\alpha, \eta) = \bar{\mathcal{C}}_{\phi_\beta}(\gamma, \eta), \\ \inf_{f \in \mathcal{F}_{\text{in}}: f(x) \leq \gamma} \mathcal{C}_{\phi_\beta}(f, \eta, x) &= \inf_{\alpha \in [-\|x\|_2, \gamma]} \bar{\mathcal{C}}_{\phi_\beta}(\alpha, \eta) = \bar{\mathcal{C}}_{\phi_\beta}(\gamma, \eta) \end{aligned}$$

Thus,

$$\bar{\delta}(\varepsilon, \eta, x) = \begin{cases} \infty & \text{if } \eta < \varepsilon, \\ \bar{\mathcal{C}}_{\phi_\beta}(\gamma, \eta) - \bar{\mathcal{C}}_{\phi_\beta}(\|x\|_2, \eta) = \frac{\|x\|_2^{-\gamma}}{2} \eta & \text{if } \varepsilon \leq \eta, \end{cases}$$

and

$$\inf_{\eta \in [\eta_0(x), 1]} \bar{\delta}(\varepsilon, \eta, x) = \frac{\|x\|_2^{-\gamma}}{2} \max \{ \eta_0(x), \varepsilon \}.$$

By taking the infimum over $x \in \tilde{\mathcal{X}}_\rho$,

$$\inf_{x \in \tilde{\mathcal{X}}_\rho} \inf_{\eta \in [\eta_0(x), 1]} \bar{\delta}(\varepsilon, \eta, x) = \begin{cases} \frac{\rho}{2} \varepsilon_1 & \text{if } 0 < \varepsilon \leq \varepsilon_1, \\ \frac{\rho}{2} \varepsilon & \text{if } \varepsilon_1 < \varepsilon, \end{cases}$$

where $\varepsilon_1 \stackrel{\text{def}}{=} \eta_0(\gamma + \rho) = \frac{1+\gamma+\rho-\beta}{2+2\gamma-2\beta+\rho}$.

Finally, we obtain the calibration function by combining the above cases as follows.

$$\delta_\rho(\varepsilon) = \begin{cases} (1 + \gamma + \rho - \beta)\varepsilon & \text{if } 0 < \varepsilon \leq \varepsilon_0, \\ \frac{\rho}{4} & \text{if } \varepsilon_0 < \varepsilon \leq \frac{1}{2}, \\ \frac{\rho}{2}\varepsilon & \text{if } \frac{1}{2} < \varepsilon. \end{cases}$$

(C) When $1 + \gamma \leq \beta < 2$: It is easy to see

$$\begin{aligned} \inf_{f \in \mathcal{F}_{\text{lin}}: |f(x)| \leq \gamma} \mathcal{C}_{\phi_\beta}(f, \eta, x) &= \inf_{|\alpha| \leq \gamma} \bar{\mathcal{C}}_{\phi_\beta}(\alpha, \eta) = 1, \\ \inf_{f \in \mathcal{F}_{\text{lin}}: f(x) \leq \gamma} \mathcal{C}_{\phi_\beta}(\alpha, \eta) &= \inf_{\alpha \in [-\|x\|_2, \gamma]} \bar{\mathcal{C}}_{\phi_\beta}(\alpha, \eta) = \bar{\mathcal{C}}_{\phi_\beta}(-\|x\|_2, \eta) \\ &= \begin{cases} 1 & \text{if } \gamma < \|x\|_2 \leq -1 + \beta, \\ \eta + \frac{1 - \|x\|_2 + \beta}{2}(1 - \eta) & \text{if } -1 + \beta < \|x\|_2 \leq 1, \end{cases} \\ \mathcal{C}_{\phi_\beta, \mathcal{F}_{\text{lin}}}^*(\eta, x) &= \bar{\mathcal{C}}_{\phi_\beta}(\|x\|_2, \eta) \\ &= \begin{cases} 1 & \text{if } \gamma < \|x\|_2 \leq -1 + \beta, \\ \frac{1 - \|x\|_2 + \beta}{2}\eta + (1 - \eta) & \text{if } -1 + \beta < \|x\|_2 \leq 1. \end{cases} \end{aligned}$$

Hence, by part 4 in Lemma 22, it follows that

$$\begin{aligned} \bar{\delta}(\varepsilon, \eta, x) &= \begin{cases} \infty & \text{if } \eta < \varepsilon, \\ 1 - \bar{\mathcal{C}}_{\phi_\beta}(\|x\|_2, \eta) & \text{if } \varepsilon \leq \eta < \frac{1+\varepsilon}{2}, \\ \bar{\mathcal{C}}_{\phi_\beta}(-\|x\|_2, \eta) - \bar{\mathcal{C}}_{\phi_\beta}(\|x\|_2, \eta) & \text{if } \frac{1+\varepsilon}{2} \leq \eta. \end{cases} \\ &= \begin{cases} \infty & \text{if } \eta < \varepsilon, \\ 0 & \text{if } \varepsilon \leq \eta < \frac{1+\varepsilon}{2} \text{ and } \gamma < \|x\|_2 \leq -1 + \beta, \\ \frac{1 + \|x\|_2 - \beta}{2}\eta & \text{if } \varepsilon \leq \eta < \frac{1+\varepsilon}{2} \text{ and } -1 + \beta < \|x\|_2 \leq 1, \\ 0 & \text{if } \frac{1+\varepsilon}{2} \leq \eta \text{ and } \gamma < \|x\|_2 \leq -1 + \beta, \\ (1 + \|x\|_2 - \beta)(\eta - \frac{1}{2}) & \text{if } \frac{1+\varepsilon}{2} \leq \eta \text{ and } -1 + \beta < \|x\|_2 \leq 1. \end{cases} \end{aligned}$$

Thus, Lemma 12 implies $\delta_\rho(\varepsilon) = \inf_{\eta \in (\frac{1}{2}, 1]} \inf_{\|x\|_2 \in [\gamma + \rho, 1]} \bar{\delta}(\varepsilon, \eta, x) = 0$ when $\gamma + \rho \leq -1 + \beta \iff 1 + \gamma + \rho \leq \beta$, by setting $\|x\|_2 \leq -1 + \beta$ and arbitrary η . When $1 + \gamma + \rho > \beta$, $\delta_\rho(\varepsilon) = \frac{1 + \gamma + \rho - \beta}{2}\varepsilon$ by setting $\|x\|_2 = \gamma + \rho$.

(D) When $2 \leq \beta$: In this case, $\bar{\mathcal{C}}_{\phi_\beta}(\alpha, \eta) = 1$ for all $\eta \in [0, 1]$ and $\alpha \in [-1, 1]$. Hence, $\Delta \mathcal{C}_{\phi_\beta, \mathcal{F}_{\text{lin}}}(f, \eta, x) = 0$ and $\delta_\rho(\varepsilon) = 0$.

To sum up, the $(\phi_\gamma, \mathcal{F}_{\text{lin}})$ -calibration function and its Fenchel-Legendre biconjugate of the ramp loss is as follows:

- If $0 \leq \beta < 1 - \gamma$, $\delta_\rho(\varepsilon) = \delta_\rho^{**}(\varepsilon) = \frac{1 + \gamma + \rho - \beta}{2} [\varepsilon - \frac{1}{2}]_+$.
- If $1 - \gamma \leq \beta < 1 + \gamma$,

$$\delta_\rho(\varepsilon) = \begin{cases} (1 + \gamma + \rho - \beta)\varepsilon & \text{if } 0 < \varepsilon \leq \varepsilon_0, \\ \frac{\rho}{4} & \text{if } \varepsilon_0 < \varepsilon \leq \frac{1}{2}, \\ \frac{\rho}{2}\varepsilon & \text{if } \frac{1}{2} < \varepsilon, \end{cases} \quad \text{and} \quad \delta_\rho^{**}(\varepsilon) = \frac{\rho}{2}\varepsilon.$$

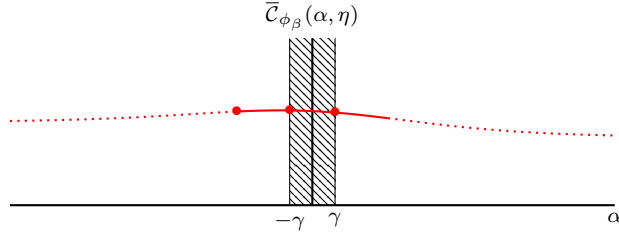


Figure 15: The class-conditional risk of the sigmoid loss.

- If $1 + \gamma \leq \beta < 1 + \gamma + \rho$, $\delta_\rho(\varepsilon) = \delta_\rho^{**}(\varepsilon) = \frac{1+\gamma+\rho-\beta}{2}\varepsilon$.
- If $1 + \gamma + \rho \leq \beta$, $\delta_\rho(\varepsilon) = \delta_\rho^{**}(\varepsilon) = 0$.

We see that the ramp loss is $(\phi_\rho, \mathcal{F}_{\text{lin}})$ -calibrated when $1 - \gamma \leq \beta < 1 + \gamma$.

D.2. Sigmoid Loss

The sigmoid loss is $\phi(\alpha) = \frac{1}{1+e^\alpha}$. We consider the shifted sigmoid loss: $\phi_\beta(\alpha) = \frac{1}{1+e^{\alpha-\beta}}$ for $\beta \geq 0$. ϕ_β -CCR is

$$\begin{aligned} \mathcal{C}_{\phi_\beta}(f, \eta, x) &= \bar{\mathcal{C}}_{\phi_\beta}(f(x), \eta) \\ &= \frac{\eta}{1 + e^{f(x)-\beta}} + \frac{1 - \eta}{1 + e^{-f(x)-\beta}}. \end{aligned}$$

$\bar{\mathcal{C}}_{\phi_\beta}$ is plotted in Figure 15, from which we can see $\bar{\mathcal{C}}_{\phi_\beta}$ is quasiconcave when $\beta \geq 0$.

D.2.1. MINIMAL INNER RISK

By part 4 of Lemma 22, it is easy to check

$$\begin{aligned} \mathcal{C}_{\phi_\beta, \mathcal{F}_{\text{lin}}}^*(\eta, x) &= \inf_{f \in \mathcal{F}_{\text{lin}}} \mathcal{C}_{\phi_\beta}(f, \eta, x) \\ &= \inf_{\alpha \in [-\|x\|_2, \|x\|_2]} \bar{\mathcal{C}}_{\phi_\beta}(\alpha, \eta) \\ &= \min\{\bar{\mathcal{C}}_{\phi_\beta}(-\|x\|_2, \eta), \bar{\mathcal{C}}_{\phi_\beta}(\|x\|_2, \eta)\} \\ &= \min\left\{\frac{\eta}{1 + e^{\|x\|_2-\beta}} + \frac{1 - \eta}{1 + e^{-\|x\|_2-\beta}}, \frac{\eta}{1 + e^{-\|x\|_2-\beta}} + \frac{1 - \eta}{1 + e^{\|x\|_2-\beta}}\right\}. \end{aligned}$$

D.2.2. CALIBRATION FUNCTION

We focus on the case $\eta > \frac{1}{2}$ due to the symmetry of \mathcal{C}_{ϕ_β} . The minimal inner risk is

$$\mathcal{C}_{\phi_\beta, \mathcal{F}_{\text{lin}}}^*(\eta, x) = \bar{\mathcal{C}}_{\phi_\beta}(\|x\|_2, \eta) = \frac{\eta}{1 + e^{\|x\|_2-\beta}} + \frac{1 - \eta}{1 + e^{-\|x\|_2-\beta}}.$$

We compute $\mathcal{C}_{\phi_\beta}(f, \eta, x)$. Since

$$\begin{aligned}\bar{\mathcal{C}}_{\phi_\beta}(-\gamma, \eta) - \bar{\mathcal{C}}_{\phi_\beta}(\gamma, \eta) &= \left(\frac{\eta}{1 + e^{-\gamma-\beta}} + \frac{1-\eta}{1 + e^{\gamma-\beta}} \right) - \left(\frac{\eta}{1 + e^{\gamma-\beta}} + \frac{1-\eta}{1 + e^{-\gamma-\beta}} \right) \\ &= (2\eta - 1) \left(\frac{1}{1 + e^{-\gamma-\beta}} - \frac{1}{1 + e^{\gamma-\beta}} \right) \\ &> 0, \quad (\text{since } -\gamma - \beta < \gamma - \beta)\end{aligned}$$

we have $\bar{\mathcal{C}}_{\phi_\beta}(\gamma, \eta) < \bar{\mathcal{C}}_{\phi_\beta}(-\gamma, \eta)$ for all $\eta > \frac{1}{2}$, implying that $\inf_{|\alpha| \leq \gamma} \bar{\mathcal{C}}_{\phi_\beta}(\alpha, \eta) = \bar{\mathcal{C}}_{\phi_\beta}(\gamma, \eta)$ and $\inf_{f: |f(x)| \leq \gamma} \mathcal{C}_{\phi_\beta}(f, \eta, x) = \bar{\mathcal{C}}_{\phi_\beta}(\gamma, \eta)$. Note that there exists $f \in \mathcal{F}_{\text{lin}}$ such that $f(x) = \gamma$ since we assume $\|x\|_2 > \gamma$. On the other hand, we divide cases to compute $\inf_{f: f(x) \leq \gamma} \mathcal{C}_{\phi_\beta}(f, \eta, x) = \inf_{\alpha \in [-\|x\|_2, \gamma]} \bar{\mathcal{C}}_{\phi_\beta}(\alpha, \eta)$. By part 4 of Lemma 22,

$$\inf_{f \in \mathcal{F}_{\text{lin}}: f(x) \leq \gamma} \mathcal{C}_{\phi_\beta}(f, \eta, x) = \begin{cases} \bar{\mathcal{C}}_{\phi_\beta}(-\|x\|_2, \eta) & \text{if } \bar{\mathcal{C}}_{\phi_\beta}(-\|x\|_2) < \bar{\mathcal{C}}_{\phi_\beta}(\gamma, \eta), \\ \bar{\mathcal{C}}_{\phi_\beta}(\gamma, \eta) & \text{if } \bar{\mathcal{C}}_{\phi_\beta}(-\|x\|_2) \geq \bar{\mathcal{C}}_{\phi_\beta}(\gamma, \eta). \end{cases}$$

Thus, by Lemma 12, we can compute δ by evaluating $\bar{\delta}$ by dividing the cases regarding η and x . If $\bar{\mathcal{C}}_{\phi_\beta}(-\|x\|_2) < \bar{\mathcal{C}}_{\phi_\beta}(\gamma, \eta)$ and $\eta \geq \frac{1+\varepsilon}{2}$,

$$\begin{aligned}\bar{\delta}(\varepsilon, \eta, x) &= \bar{\mathcal{C}}_{\phi_\beta}(-\|x\|_2, \eta) - \bar{\mathcal{C}}_{\phi_\beta}(\|x\|_2, \eta) \\ &= (2\eta - 1) \{ \phi_\beta(-\|x\|_2) - \phi_\beta(\|x\|_2) \},\end{aligned}$$

which is minimized at $\eta = \frac{1+\varepsilon}{2}$ and $\|x\|_2 = \gamma + \rho$ because $\phi_\beta(-\|x\|_2) - \phi_\beta(\|x\|_2) > 0$ is increasing in $\|x\|_2$ and the constraint

$$\{ \bar{\mathcal{C}}_{\phi_\beta}(-\|x\|_2) < \bar{\mathcal{C}}_{\phi_\beta}(\gamma, \eta) \} \wedge \left\{ \eta \geq \frac{1+\varepsilon}{2} \right\} \iff F(\|x\|_2) := \frac{\phi_\beta(-\gamma) - \phi_\beta(\|x\|_2)}{\phi_\beta(-\|x\|_2) - \phi_\beta(\gamma)} < \frac{1+\varepsilon}{1-\varepsilon}$$

is always satisfied for any $\varepsilon > 0$ and x such that $\|x\|_2 > \gamma$. Note that $F(\|x\|_2)$ is increasing in $\|x\|_2$ thereby maximized at $\|x\|_2 = 1$, where $F(1) < 1 < \frac{1+\varepsilon}{1-\varepsilon}$. Under the choice of the minimizers,

$$\bar{\delta} \left(\varepsilon, \frac{1+\varepsilon}{2}, x \right) = \varepsilon \{ \phi_\beta(-\gamma - \rho) - \phi_\beta(\gamma + \rho) \} \stackrel{\text{def}}{=} A_0 \varepsilon,$$

where $A_0 \stackrel{\text{def}}{=} \phi_\beta(-\gamma - \rho) - \phi_\beta(\gamma + \rho)$.

If $\bar{\mathcal{C}}_{\phi_\beta}(-\|x\|_2) \geq \bar{\mathcal{C}}_{\phi_\beta}(\gamma, \eta)$ and $\varepsilon \leq \eta$, we have $F(\|x\|_2) \geq \frac{\varepsilon}{2-\varepsilon}$. This constraint with $\|x\|_2 \geq \gamma + \rho$ is always satisfied because F is increasing and $F(\|x\|_2) > F(\gamma) = 1 \geq \frac{\varepsilon}{2-\varepsilon}$ for all $\varepsilon \in (0, 1)$. Consequently,

$$\begin{aligned}\bar{\delta}(\varepsilon, \eta, x) &= \bar{\mathcal{C}}_{\phi_\beta}(\gamma, \eta) - \bar{\mathcal{C}}_{\phi_\beta}(\|x\|_2, \eta) \\ &= \{ \phi_\beta(\gamma) - \phi_\beta(-\gamma) - \phi_\beta(\|x\|_2) + \phi_\beta(-\|x\|_2) \} \eta + \phi_\beta(-\gamma) - \phi_\beta(-\|x\|_2),\end{aligned}$$

which is minimized at $\eta = \max \{ \varepsilon, \frac{1}{2} \}$ and $\|x\|_2 = \gamma + \rho$ because it is nondecreasing in both η and x . by noting that $-\bar{\mathcal{C}}_{\phi_\beta}(\cdot, \eta)$ is nondecreasing (part 1 of Lemma 22). Under the choice of the minimizers,

$$\bar{\delta} \left(\varepsilon, \max \left\{ \varepsilon, \frac{1}{2} \right\}, \gamma + \rho \right) = A_1 \left[\varepsilon - \frac{1}{2} \right]_+ + \delta_0,$$

where

$$\begin{aligned} A_1 &\stackrel{\text{def}}{=} \phi_\beta(\gamma) - \phi_\beta(-\gamma) - \phi_\beta(\gamma + \rho) + \phi_\beta(-\gamma - \rho), \\ \delta_0 &\stackrel{\text{def}}{=} \frac{\phi_\beta(\gamma) + \phi_\beta(-\gamma) - \phi_\beta(\gamma + \rho) - \phi_\beta(-\gamma - \rho)}{2}. \end{aligned}$$

Note that $\delta_0 > 0$ because $\phi_\beta(\alpha) + \phi_\beta(-\alpha)$ is nonincreasing in $\alpha \geq 0$ (part 3 of Lemma 22).

If $\bar{\mathcal{C}}_{\phi_\beta}(-\|x\|_2) < \bar{\mathcal{C}}_{\phi_\beta}(\gamma, \eta)$ and $\varepsilon \leq \eta < \frac{1+\varepsilon}{2}$, which is equivalent to $\frac{1+\varepsilon}{1-\varepsilon} < F(\|x\|_2) \leq \frac{\varepsilon}{2-\varepsilon}$, this is never satisfied because $\frac{1+\varepsilon}{1-\varepsilon} \geq \frac{\varepsilon}{2-\varepsilon}$ for all $\varepsilon \in (0, 1)$.

By combining these cases, we have

$$\begin{aligned} \delta_\rho(\varepsilon) &= \inf_{\eta \in [\frac{1}{2}, 1]} \inf_{\|x\|_2 > \gamma + \rho} \bar{\delta}(\varepsilon, \eta, x) = \begin{cases} A_0 \varepsilon & \text{if } 0 < \varepsilon \leq \varepsilon_0, \\ \delta_0 & \text{if } \varepsilon_0 < \varepsilon \leq \frac{1}{2}, \\ A_1 (\varepsilon - \frac{1}{2}) + \delta_0 & \text{if } \varepsilon > \frac{1}{2}, \end{cases} \\ \delta_\rho^{**}(\varepsilon) &= \begin{cases} A_0 \varepsilon & \text{if } 0 < \varepsilon \leq \frac{1}{2}, \\ A_1 (\varepsilon - \frac{1}{2}) + \delta_0 & \text{if } \frac{1}{2} < \varepsilon, \end{cases} \end{aligned}$$

where $\varepsilon_0 \stackrel{\text{def}}{=} \frac{\delta_0}{A_0}$.

Thus, the sigmoid loss is calibrated wrt $(\phi_\gamma, \mathcal{F}_{\text{lin}})$ when $\delta_0 > 0$. This always holds as long as $\beta > 0$.

D.3. Modified Squared Loss

We design a bounded and nonincreasing surrogate loss by modifying the squared loss, which we call modified squared loss here:

$$\phi(\alpha) = \begin{cases} 1 & \text{if } \alpha \leq 0, \\ (1 - \alpha)^2 & \text{if } 0 < \alpha \leq 1, \\ 0 & \text{if } 1 < \alpha, \end{cases}$$

and consider the shifted version $\phi_\beta(\alpha) \stackrel{\text{def}}{=} \phi(\alpha - \beta)$:

$$\phi_\beta(\alpha) = \begin{cases} 1 & \text{if } \alpha \leq \beta, \\ (1 - \alpha + \beta)^2 & \text{if } \beta < \alpha \leq 1 + \beta, \\ 0 & \text{if } 1 + \beta < \alpha. \end{cases}$$

$\bar{\mathcal{C}}_{\phi_\beta}$ is plotted in Figure 16, from which we can see $\bar{\mathcal{C}}_{\phi_\beta}$ is quasiconcave when $\beta \geq 0$.

D.3.1. CALIBRATION FUNCTION

Now we consider ϕ_β -CCR $\mathcal{C}_{\phi_\beta}(f, \eta, x) = \bar{\mathcal{C}}_{\phi_\beta}(\alpha, \eta) = \eta\phi(\alpha) + (1 - \eta)\phi(-\alpha)$, where $\alpha = f(x)$, and focus on the case $\eta > \frac{1}{2}$ due to the symmetry of $\bar{\mathcal{C}}_{\phi_\beta}$ in η (part 1 of Lemma 21). By part 4 of Lemma 22, it is easy to see

$$\mathcal{C}_{\phi_\beta, \mathcal{F}_{\text{lin}}}^*(\eta, x) = \min\{\bar{\mathcal{C}}_{\phi_\beta}(-\|x\|_2, \eta), \bar{\mathcal{C}}_{\phi_\beta}(\|x\|_2, \eta)\} = \bar{\mathcal{C}}_{\phi_\beta}(\|x\|_2, \eta).$$

We divide into three cases depending on the relationship among $\bar{\mathcal{C}}_{\phi_\beta}(-\|x\|_2, \eta)$, $\bar{\mathcal{C}}_{\phi_\beta}(-\gamma, \eta)$, and $\bar{\mathcal{C}}_{\phi_\beta}(\|x\|_2, \eta)$,

(A) When $0 \leq \beta < \gamma$: Since

$$\begin{aligned} \bar{\mathcal{C}}_{\phi_\beta}(-\gamma, \eta) - \bar{\mathcal{C}}_{\phi_\beta}(\gamma, \eta) &= \{\eta \cdot 1 + (1 - \eta)(1 - \gamma + \beta)^2\} - \{\eta(1 - \gamma + \beta)^2 + (1 - \eta) \cdot 1\} \\ &= (2\eta - 1)(\gamma - \beta) \{2 - (\gamma - \beta)\} \\ &\geq 0, \end{aligned}$$

we have $\bar{\mathcal{C}}_{\phi_\beta}(\gamma, \eta) < \bar{\mathcal{C}}_{\phi_\beta}(-\gamma, \eta)$ for all $\eta > \frac{1}{2}$. On the other hand, since

$$\begin{aligned} \bar{\mathcal{C}}_{\phi_\beta}(\gamma, \eta) - \bar{\mathcal{C}}_{\phi_\beta}(-\|x\|_2, \eta) &= -\{(1 - (1 - \gamma + \beta)^2) + (1 - (1 - \|x\|_2 + \beta)^2)\} (\eta - \eta_0(x)) \\ \text{where } \eta_0(x) &\stackrel{\text{def}}{=} \frac{1 - (1 - \|x\|_2 + \beta)^2}{(1 - (1 - \gamma + \beta)^2) + (1 - (1 - \|x\|_2 + \beta)^2)} \end{aligned}$$

and $\frac{1}{2} < \eta_0(x) < 1$, we have $\bar{\mathcal{C}}_{\phi_\beta}(\gamma, \eta) \geq \bar{\mathcal{C}}_{\phi_\beta}(-\|x\|_2, \eta)$ if $\frac{1}{2} < \eta \leq \eta_0(x)$ and $\bar{\mathcal{C}}_{\phi_\beta}(\gamma, \eta) < \bar{\mathcal{C}}_{\phi_\beta}(-\|x\|_2, \eta)$ if $\eta > \eta_0(x)$.

- If $\frac{1}{2} < \eta \leq \eta_0(x)$: By part 4 in Lemma 22,

$$\begin{aligned} \inf_{f \in \mathcal{F}_{\text{lin}}: |f(x)| \leq \gamma \text{ or } (2\eta - 1)f(x) \leq 0} \mathcal{C}_{\phi_\beta}(f, \eta, x) &= \inf_{\alpha \in [-\|x\|_2, \gamma]} \bar{\mathcal{C}}_{\phi_\beta}(\alpha, \eta) = \bar{\mathcal{C}}_{\phi_\beta}(-\|x\|_2, \eta), \\ \inf_{f \in \mathcal{F}_{\text{lin}}: |f(x)| \leq \gamma} \mathcal{C}_{\phi_\beta}(f, \eta, x) &= \inf_{|\alpha| \leq \gamma} \bar{\mathcal{C}}_{\phi_\beta}(\alpha, \eta) = \bar{\mathcal{C}}_{\phi_\beta}(\gamma, \eta). \end{aligned}$$

Thus, by Lemma 12,

$$\bar{\delta}(\varepsilon, \eta, x) = \begin{cases} \infty & \text{if } \eta < \varepsilon, \\ \bar{\mathcal{C}}_{\phi_\beta}(\gamma, \eta) - \bar{\mathcal{C}}_{\phi_\beta}(\|x\|_2, \eta) \\ \quad = (\|x\|_2 - \gamma)(2 + 2\beta - \gamma - \|x\|_2)\eta & \text{if } \varepsilon \leq \eta < \frac{1+\varepsilon}{2}, \\ \bar{\mathcal{C}}_{\phi_\beta}(-\|x\|_2, \eta) - \bar{\mathcal{C}}_{\phi_\beta}(\|x\|_2, \eta) \\ \quad = (\|x\|_2 - \beta)(2 - \|x\|_2 + \beta)(2\eta - 1) & \text{if } \frac{1+\varepsilon}{2} \leq \eta. \end{cases}$$

Hence we obtain

$$\inf_{\eta \in (\frac{1}{2}, \eta_0(x)]} \inf_{\|x\|_2 \geq \gamma + \rho} \bar{\delta}(\varepsilon, \eta, x) = \begin{cases} A_0 \varepsilon & \text{if } 0 < \varepsilon \leq \varepsilon_0, \\ \delta_0 & \text{if } \varepsilon_0 < \varepsilon \leq \frac{1}{2}, \\ A_1 \varepsilon & \text{if } \frac{1}{2} < \varepsilon, \end{cases}$$

where $A_0 \stackrel{\text{def}}{=} (\gamma + \rho - \beta)(2 + \beta - \gamma - \rho)$, $A_1 \stackrel{\text{def}}{=} \rho(2 + 2\beta - 2\gamma - \rho)$, $\delta_0 \stackrel{\text{def}}{=} \frac{A_1}{2}$, and $\varepsilon_0 \stackrel{\text{def}}{=} \frac{\delta_0}{A_0}$. Note that the second case would not degenerate ($\delta_0 > 0$).

- If $\eta_0(x) < \eta \leq 1$: By part 4 in Lemma 22, it follows that

$$\begin{aligned} \inf_{f \in \mathcal{F}_{\text{lin}}: |f(x)| \leq \gamma \text{ or } (2\eta - 1)f(x) \leq 0} \mathcal{C}_{\phi_\beta}(f, \eta, x) &= \inf_{\alpha \in [-\|x\|_2, \gamma]} \bar{\mathcal{C}}_{\phi_\beta}(\alpha, \eta) = \bar{\mathcal{C}}_{\phi_\beta}(\gamma, \eta), \\ \inf_{f \in \mathcal{F}_{\text{lin}}: |f(x)| \leq \gamma} \mathcal{C}_{\phi_\beta}(f, \eta, x) &= \inf_{|\alpha| \leq \gamma} \bar{\mathcal{C}}_{\phi_\beta}(\alpha, \eta) = \bar{\mathcal{C}}_{\phi_\beta}(\gamma, \eta). \end{aligned}$$

Thus, by Lemma 12,

$$\bar{\delta}(\varepsilon, \eta, x) = \begin{cases} \infty & \text{if } \eta < \varepsilon, \\ \bar{\mathcal{C}}_{\phi_\beta}(\gamma, \eta) - \bar{\mathcal{C}}_{\phi_\beta}(\|x\|_2, \eta) = (\|x\|_2 - \gamma)(2 + 2\beta - \gamma - \|x\|_2)\eta & \text{if } \varepsilon \leq \eta. \end{cases}$$

Hence we obtain

$$\inf_{\eta \in (\eta_0(x), 1]} \inf_{\|x\|_2 \geq \gamma + \rho} \bar{\delta}(\varepsilon, \eta) = \begin{cases} \eta_0(\gamma + \rho)\varepsilon & \text{if } 0 < \varepsilon \leq \eta_0(\gamma + \rho), \\ A_1\varepsilon & \text{if } \eta_0(\gamma + \rho) < \varepsilon. \end{cases}$$

Note that $\eta_0(\gamma + \rho) > \frac{1}{2}$. Combining the above, we obtain the $(\phi_\gamma, \mathcal{F}_{\text{lin}})$ -calibration function from Lemma 12:

$$\delta_\rho(\varepsilon) = \begin{cases} A_0\varepsilon & \text{if } 0 < \varepsilon \leq \varepsilon_0, \\ \delta_0 & \text{if } \varepsilon_0 < \varepsilon \leq \frac{1}{2}, \\ A_1\varepsilon & \text{if } \frac{1}{2} < \varepsilon, \end{cases}$$

where $A_0 = (\gamma + \rho - \beta)(2 + \beta - \gamma - \rho)$, $A_1 = \rho(2 + 2\beta - 2\gamma - \rho)$, $\delta_0 = \frac{A_1}{2}$, and $\varepsilon_0 = \frac{\delta_0}{A_0}$.

(B) When $\gamma \leq \beta < 1$: It is easy to see

$$\begin{aligned} \inf_{f \in \mathcal{F}_{\text{lin}}: |f(x)| \leq \gamma} \mathcal{C}_{\phi_\beta}(f, \eta, x) &= \inf_{|\alpha| \leq \gamma} \bar{\mathcal{C}}_{\phi_\beta}(\alpha, \eta) = 1, \\ \inf_{f \in \mathcal{F}_{\text{lin}}: |f(x)| \leq \gamma \text{ or } (2\eta - 1)f(x) \leq 0} \mathcal{C}_{\phi_\beta}(f, \eta, x) &= \inf_{\alpha \in [-\|x\|_2, \gamma]} \bar{\mathcal{C}}_{\phi_\beta}(\alpha, \eta) = \bar{\mathcal{C}}_{\phi_\beta}(-\|x\|_2, \eta). \end{aligned}$$

Hence, by noting that $\bar{\mathcal{C}}_{\phi_\beta}(\|x\|_2, \eta) = \bar{\mathcal{C}}_{\phi_\beta}(-\|x\|_2, \eta) = 1$ for $\|x\|_2 \leq \beta$, it follows that

$$\bar{\delta}(\varepsilon, \eta, x) = \begin{cases} \infty & \text{if } \eta < \varepsilon, \\ 1 - \bar{\mathcal{C}}_{\phi_\beta}(\|x\|_2, \eta) = (\|x\|_2 - \beta)(2 - \|x\|_2 + \beta)\eta & \text{if } \varepsilon \leq \eta < \frac{1+\varepsilon}{2} \text{ and } \|x\|_2 > \beta, \\ \bar{\mathcal{C}}_{\phi_\beta}(-\|x\|_2, \eta) - \bar{\mathcal{C}}_{\phi_\beta}(\|x\|_2, \eta) \\ = (\|x\|_2 - \beta)(2 - \|x\|_2 + \beta)(2\eta - 1) & \text{if } \frac{1+\varepsilon}{2} \leq \eta \text{ and } \|x\|_2 > \beta \\ 0 & \text{if } \varepsilon \leq \eta \text{ and } \|x\|_2 \leq \beta. \end{cases}$$

Thus, by Lemma 12, we have $\delta_\rho(\varepsilon) = 0$ when $\beta \geq \gamma + \rho$, and

$$\delta_\rho(\varepsilon) = \inf_{\eta \in (\frac{1}{2}, 1]} \inf_{\|x\|_2 \geq \gamma + \rho} \bar{\delta}(\varepsilon, \eta, x) = A_0\varepsilon$$

when $\beta < \gamma + \rho$, where $A_0 = (\gamma + \rho - \beta)(2 + \beta - \gamma - \rho)$.

(C) When $1 \leq \beta$: In this case, $\bar{\mathcal{C}}_{\phi_\beta}(\alpha, \eta) = 1$ for all $\alpha \in [-1, 1]$. Hence, $\Delta\mathcal{C}_{\phi_\beta, \mathcal{F}_{\text{lin}}}(f, \eta, x) = 0$ and $\delta_\rho(\varepsilon) = 0$.

To sum up, the $(\phi_\gamma, \mathcal{F}_{\text{lin}})$ -calibration function and its Fenchel-Legendre biconjugate of the modified squared loss are as follows:

- If $0 \leq \beta < \gamma$,

$$\delta_\rho(\varepsilon) = \begin{cases} A_0\varepsilon & \text{if } 0 < \varepsilon \leq \varepsilon_0, \\ \delta_0 & \text{if } \varepsilon_0 < \varepsilon \leq \frac{1}{2}, \\ A_1\varepsilon & \text{if } \frac{1}{2} < \varepsilon, \end{cases} \quad \text{and} \quad \delta_\rho^{**}(\varepsilon) = A_1\varepsilon,$$

where $A_0 = (\gamma + \rho - \beta)(2 + \beta - \gamma - \rho)$, $A_1 = \rho(2 + 2\beta - 2\gamma - \rho)$, $\delta_0 = \frac{A_1}{2}$, and $\varepsilon_0 = \frac{\delta_0}{A_0}$.

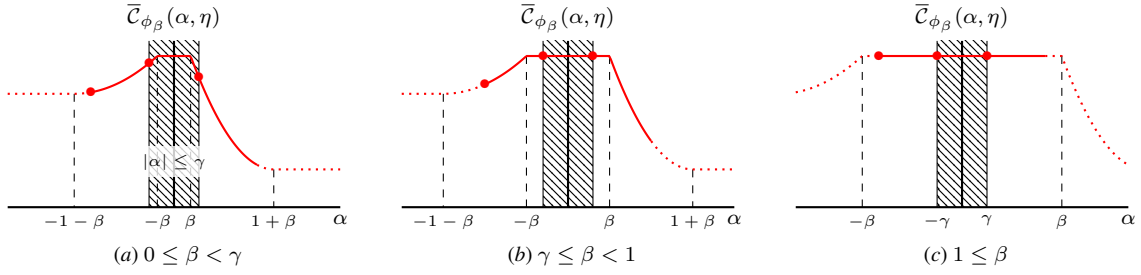


Figure 16: The class-conditional risk of the modified squared loss.

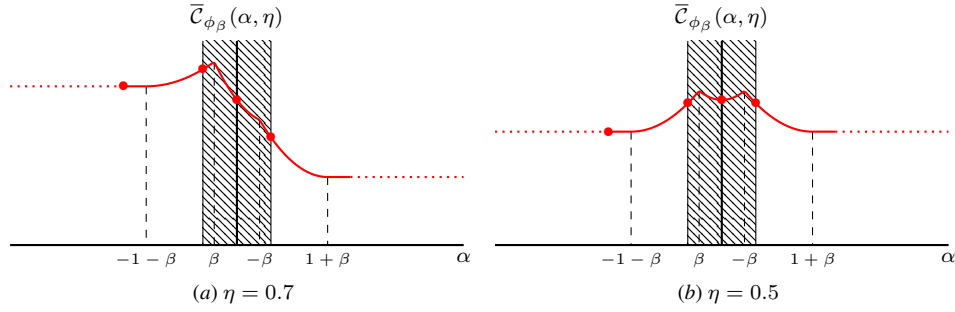


Figure 17: The class-conditional risk of the modified squared loss when $\gamma < \frac{2}{5}$ and $-1 - \gamma + \sqrt{1 + 2\gamma^2} < \beta < 0$.

- If $\gamma \leq \beta < \gamma + \rho$, $\delta_\rho(\varepsilon) = \delta_\rho^{**}(\varepsilon) = A_0\varepsilon$.
- If $\gamma + \rho \leq \beta$, $\delta(\varepsilon) = \delta^{**}(\varepsilon) = 0$.

We deduce that the modified squared loss is calibrated wrt $(\phi_\gamma, \mathcal{F}_{\text{lin}})$ if $0 \leq \beta \leq \gamma$.

D.3.2. WHEN $\beta < 0$

In this case, the CCR of the modified squared loss is no longer quasiconcave (see Figure 17 (b)). However, ϕ_β is still $(\phi_\gamma, \mathcal{F}_{\text{lin}})$ -calibrated under some γ and $\beta < 0$. Here, we show an example.

Assume that $0 < \gamma < \frac{2}{5}$ and $(-\gamma <) - 1 - \gamma + \sqrt{1 + 2\gamma^2} < \beta < 0$. We focus on $\eta > \frac{1}{2}$ due to the symmetry of $\bar{\mathcal{C}}_{\phi_\beta}(\alpha, \eta)$ in η (part 1 of Lemma 21). Since we still have $\eta_0(x) > \frac{1}{2}$, we can confirm in the same way as the case (A) that $\bar{\mathcal{C}}_{\phi_\beta}(-\gamma, \eta) > \bar{\mathcal{C}}_{\phi_\beta}(\gamma, \eta)$, $\bar{\mathcal{C}}_{\phi_\beta}(\gamma, \eta) \geq \bar{\mathcal{C}}_{\phi_\beta}(-\|x\|_2, \eta)$

if $\frac{1}{2} < \eta \leq \eta_0(x)$, and $\bar{\mathcal{C}}_{\phi_\beta}(\gamma, \eta) < \bar{\mathcal{C}}_{\phi_\beta}(-\|x\|_2, \eta)$ if $\eta_0(x) < \eta$. In addition, we see that

$$\begin{aligned}
 \bar{\mathcal{C}}_{\phi_\beta}(-\|x\|_2, \eta) - \bar{\mathcal{C}}_{\phi_\beta}(0, \eta) &= \{\eta + (1 - \eta)(1 - \|x\|_2 + \beta)^2\} - (1 + \beta)^2 \\
 &= \eta(1 - (1 - \|x\|_2 + \beta^2)) - \|x\|_2(2 + 2\beta - \|x\|_2) \\
 &> \frac{1}{2}(1 - (1 - \|x\|_2 + \beta^2)) - \|x\|_2(2 + 2\beta - \|x\|_2) \\
 &> \frac{1}{2}(1 - (1 - \|x\|_2)^2) - \|x\|_2(2 - \|x\|_2) \\
 &\quad \text{(nonincreasing in } -1 - \gamma + \sqrt{1 + 2\gamma^2} < \beta < 0) \\
 &= \frac{1}{2}\|x\|_2(\|x\|_2 - 2) \\
 &< 0, \\
 \bar{\mathcal{C}}_{\phi_\beta}(0, \eta) - \bar{\mathcal{C}}_{\phi_\beta}(\gamma, \eta) &= (1 + \beta)^2 - \{\eta(1 - \gamma + \beta)^2 + (1 - \eta)\} \\
 &= (1 + \beta)^2 - 1 + \eta(1 - (1 - \gamma + \beta)^2) \\
 &> (1 + \beta)^2 - 1 + \frac{1}{2}(1 - (1 - \gamma + \beta)^2) \\
 &> (1 + \beta)^2 - 1 + \frac{1}{2}(1 - (1 - \gamma)^2) \\
 &= (1 + \beta)^2 + (1 + \gamma)^2 - \frac{1}{2} \\
 &> 0, \\
 \bar{\mathcal{C}}_{\phi_\beta}(\gamma) - \bar{\mathcal{C}}_{\phi_\beta}(\|x\|_2) &> 0.
 \end{aligned}$$

Then, we have $\bar{\mathcal{C}}_{\phi_\beta}(0, \eta) > \bar{\mathcal{C}}_{\phi_\beta}(-\|x\|_2, \eta)$ and $\bar{\mathcal{C}}_{\phi_\beta}(0, \eta) > \bar{\mathcal{C}}_{\phi_\beta}(\gamma, \eta) > \bar{\mathcal{C}}_{\phi_\beta}(\|x\|_2, \eta)$. Figure 17 and the above comparisons give us

$$\begin{aligned}
 \mathcal{C}_{\phi_\beta, \mathcal{F}_{\text{in}}}^*(\eta, x) &= \inf_{\alpha \in [-\|x\|_2, \|x\|_2]} \bar{\mathcal{C}}_{\phi_\beta}(\alpha, \eta) = \mathcal{C}_{\phi_\beta}(\|x\|_2, \eta), \\
 \inf_{f \in \mathcal{F}: |f(x)| \leq \gamma} \mathcal{C}_{\phi_\beta}(f, \eta, x) &= \inf_{|\alpha| \leq \gamma} \bar{\mathcal{C}}_{\phi_\beta}(\alpha, \eta) = \bar{\mathcal{C}}_{\phi_\beta}(\gamma, \eta), \\
 \inf_{f \in \mathcal{F}: f(x) \leq \gamma} \mathcal{C}_{\phi_\beta}(f, \eta, x) &= \inf_{\alpha \in [-\|x\|_2, \gamma]} \bar{\mathcal{C}}_{\phi_\beta}(\alpha, \eta) = \min\{\bar{\mathcal{C}}_{\phi_\beta}(-\|x\|_2, \eta), \bar{\mathcal{C}}_{\phi_\beta}(\gamma, \eta)\}.
 \end{aligned}$$

By Lemma 12, when $\varepsilon \leq \eta < \frac{1+\varepsilon}{2}$,

$$\begin{aligned}
 \bar{\delta}(\varepsilon, \eta, x) &= \inf_{f \in \mathcal{F}_{\text{in}}: |f(x)| \leq \gamma} \Delta \mathcal{C}_{\phi_\beta}(f, \eta, x) \\
 &= \bar{\mathcal{C}}_{\phi_\beta}(\gamma, \eta) - \bar{\mathcal{C}}_{\phi_\beta}(\|x\|_2, \eta) \\
 &= \{\eta(1 - \gamma + \beta)^2 + (1 - \eta)\} - \{\eta(1 - \|x\|_2 + \beta)^2 + (1 - \eta)\} \\
 &= (\|x\|_2 - \gamma)(2 + 2\beta - \gamma - \|x\|_2)\eta,
 \end{aligned}$$

and

$$\begin{aligned} \inf_{\eta \in [\varepsilon, \frac{1+\varepsilon}{2}] \cap (\frac{1}{2}, 1]} \inf_{\|x\|_2 \geq \gamma + \rho} \bar{\delta}(\varepsilon, \eta, x) &= \inf_{\|x\|_2 \geq \gamma + \rho} (\|x\|_2 - \gamma)(2 + 2\beta - \gamma - \|x\|_2) \max \left\{ \varepsilon, \frac{1}{2} \right\} \\ &= \begin{cases} \delta_0 & \text{if } 0 < \varepsilon \leq \frac{1}{2}, \\ A_1 \varepsilon & \text{if } \frac{1}{2} < \varepsilon. \end{cases} \end{aligned}$$

When $\frac{1+\varepsilon}{2} \leq \eta$,

$$\begin{aligned} \bar{\delta}(\varepsilon, \eta) &= \inf_{f \in \mathcal{F}_{\text{lin}}: f(x) \leq \gamma} \Delta \mathcal{C}_{\phi_\beta}(f, \eta, x) \\ &= \min \left\{ \bar{\mathcal{C}}_{\phi_\beta}(-\|x\|_2, \eta) - \bar{\mathcal{C}}_{\phi_\beta}(\|x\|_2, \eta), \bar{\mathcal{C}}_{\phi_\beta}(\gamma, \eta) - \bar{\mathcal{C}}_{\phi_\beta}(\|x\|_2, \eta) \right\} \\ &= \min \left\{ (1 - (1 - \|x\|_2 + \beta))^2 (2\eta - 1), (\|x\|_2 - \gamma)(2 + 2\beta - \gamma - \|x\|_2) \eta \right\}, \end{aligned}$$

and

$$\begin{aligned} \inf_{\eta \in [\frac{1+\varepsilon}{2}, 1] \cap (\frac{1}{2}, 1]} \inf_{\|x\|_2 \geq \gamma + \rho} \bar{\delta}(\varepsilon, \eta, x) &= \inf_{\|x\|_2 \geq \gamma + \rho} \min \left\{ (1 - (1 - \|x\|_2 + \beta))^2 \varepsilon, (\|x\|_2 - \gamma)(2 + 2\beta - \gamma - \|x\|_2) \frac{1 + \varepsilon}{2} \right\} \\ &= \min \left\{ A_0 \varepsilon, A_1 \frac{1 + \varepsilon}{2} \right\}. \end{aligned}$$

Hence, $(\phi_\gamma, \mathcal{F}_{\text{lin}})$ -calibration function of ϕ_β is

$$\delta_\rho(\varepsilon) = \begin{cases} A_0 \varepsilon & \text{if } 0 < \varepsilon \leq \varepsilon_0, \\ \delta_0 & \text{if } \varepsilon_0 < \varepsilon \leq \frac{1}{2}, \\ A_1 \varepsilon & \text{if } \frac{1}{2} < \varepsilon, \end{cases}$$

where $A_0 = (\gamma + \rho - \beta)(2 + \beta - \gamma - \rho)$, $A_1 = \rho(2 + 2\beta - 2\gamma - \rho)$, $\delta_0 = \frac{A_1}{2}$, and $\varepsilon_0 = \frac{\delta_0}{A_0}$. We can see that the second case would not degenerate (i.e., $\delta_0 > 0$) under the range $-1 - \gamma + \sqrt{1 + 2\gamma^2} < \beta < 0$ and $0 < \gamma \leq \frac{2}{5}$.

D.4. Hinge Loss

The ϕ_β -CCR is $\mathcal{C}_{\phi_\beta}(f, \eta, x) = \bar{\mathcal{C}}_{\phi_\beta}(f(x), \eta)$, where

$$\bar{\mathcal{C}}_{\phi_\beta}(\alpha, \eta) = \begin{cases} -\eta\alpha + \eta(1 + \beta) & \text{if } \alpha < -(1 + \beta), \\ (1 - 2\eta)\alpha + (1 + \beta) & \text{if } -(1 + \beta) \leq \alpha < 1 + \beta, \\ (1 - \eta)\alpha + (1 - \eta)(1 + \beta) & \text{if } 1 + \beta < \alpha. \end{cases}$$

D.4.1. MINIMAL INNER RISK

When $\eta > \frac{1}{2}$, $\bar{\mathcal{C}}_{\phi_\beta}(\alpha, \eta)$ is minimized at $\alpha = \|x\|_2$, and when $\eta \leq \frac{1}{2}$, $\bar{\mathcal{C}}_{\phi_\beta}(\alpha, \eta)$ is minimized at $\alpha = -\|x\|_2$. Hence,

$$\begin{aligned} \mathcal{C}_{\phi_\beta, \mathcal{F}_{\text{lin}}}^*(\eta, x) &= \inf_{\alpha \in [-\|x\|_2, \|x\|_2]} \bar{\mathcal{C}}_{\phi_\beta}(\alpha, \eta) \\ &= \begin{cases} \bar{\mathcal{C}}_{\phi_\beta}(\|x\|_2, \eta) & \text{if } \eta > \frac{1}{2} \\ \bar{\mathcal{C}}_{\phi_\beta}(-\|x\|_2, \eta) & \text{if } \eta \leq \frac{1}{2} \end{cases} \\ &= -|1 - 2\eta| \cdot \|x\|_2 + 1 + \beta. \end{aligned}$$

D.4.2. CALIBRATION FUNCTION

We restrict the range of η to $\eta > \frac{1}{2}$ by virtue of part 1 of Lemma 21. Then, $\mathcal{C}_{\phi_\beta, \mathcal{F}_{\text{lin}}}^*(\eta, x) = \bar{\mathcal{C}}_{\phi_\beta}(\|x\|_2, \eta) \cdot \bar{\mathcal{C}}_{\phi_\beta}(\alpha, \eta)$ is plotted in Figure 18 in case of $\eta > \frac{1}{2}$. From the figure, we can see that

$$\begin{aligned} \inf_{f \in \mathcal{F}_{\text{lin}}: f(x) \leq \gamma} \mathcal{C}_{\phi_\beta}(f, \eta, x) &= \inf_{\alpha \in [-\|x\|_2, \|x\|_2]: |\alpha| \leq \gamma \text{ or } (2\eta-1)\alpha \leq 0} \bar{\mathcal{C}}_{\phi_\beta}(\alpha, \eta) \\ &= \bar{\mathcal{C}}_{\phi_\beta}(\gamma, \eta) \\ &= \inf_{|\alpha| \leq \gamma} \bar{\mathcal{C}}_{\phi_\beta}(\alpha, \eta) \\ &= \inf_{f \in \mathcal{F}_{\text{lin}}: |f(x)| \leq \gamma} \mathcal{C}_{\phi_\beta}(f, \eta, x), \end{aligned}$$

by noting that $\|x\|_2 > \gamma$ is assumed. Hence, by Lemma 12,

$$\bar{\delta}(\varepsilon, \eta, x) = \begin{cases} \infty & \text{if } \|x\|_2 \leq \gamma \text{ or } \eta < \varepsilon, \\ \bar{\mathcal{C}}_{\phi_\beta}(\gamma, \eta) - \bar{\mathcal{C}}_{\phi_\beta, \mathcal{F}_{\text{lin}}}^*(\|x\|_2, \eta) = (\|x\|_2 - \gamma)(2\eta - 1) & \text{if } \|x\|_2 > \gamma \text{ and } \varepsilon \leq \eta, \end{cases}$$

for $\eta > \frac{1}{2}$, and

$$\delta_\rho(\varepsilon) = \inf_{\eta \in [\frac{1}{2}, 1]} \inf_{x \in \mathcal{X}_\rho} \bar{\delta}(\varepsilon, \eta, x) = \begin{cases} 0 & \text{if } 0 < \varepsilon \leq \frac{1}{2}, \\ 2\rho(\varepsilon - \frac{1}{2}) & \text{if } \frac{1}{2} < \varepsilon, \end{cases}$$

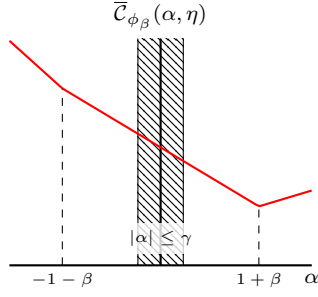
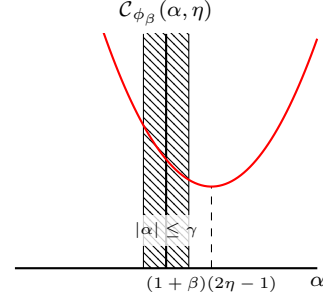
and $\delta_\rho^{**}(\varepsilon) = \delta_\rho(\varepsilon)$.

D.5. Squared Loss

The ϕ_β -CCR is $\mathcal{C}_{\phi_\beta}(f, \eta, x) = \bar{\mathcal{C}}_{\phi_\beta}(f(x), \eta)$, where

$$\begin{aligned} \bar{\mathcal{C}}_{\phi_\beta}(\alpha, \eta) &= \eta(1 - \alpha + \beta)^2 + (1 - \eta)(1 + \alpha + \beta)^2 \\ &= \{\alpha - (1 + \beta)(2\eta - 1)\}^2 + 4(1 + \beta)^2\eta(1 - \eta). \end{aligned}$$

Let $\alpha_* \stackrel{\text{def}}{=} (1 + \beta)(2\eta - 1)$.


Figure 18: The class-conditional risk of the hinge loss.

Figure 19: The class-conditional risk of the squared loss.

D.5.1. MINIMAL INNER RISK

When $\eta > \frac{1}{2}$, $\bar{\mathcal{C}}_{\phi_\beta}(\alpha, \eta)$ is minimized at $\alpha = \|x\|_2$ if $\|x\|_2 \geq \alpha_*$, and at $\alpha = \alpha_*$ if $\|x\|_2 < \alpha_*$. When $\eta \leq \frac{1}{2}$, $\bar{\mathcal{C}}_{\phi_\beta}(\alpha, \eta)$ is minimized at $\alpha = -\|x\|_2$ if $\|x\|_2 \leq -\alpha_*$, and at $\alpha = \alpha_*$ if $\|x\|_2 > -\alpha_*$. Hence,

$$\begin{aligned} \mathcal{C}_{\phi_\beta, \mathcal{F}_{\text{in}}}^*(\eta, x) &= \inf_{\alpha \in [-\|x\|_2, \|x\|_2]} \bar{\mathcal{C}}_{\phi_\beta}(\alpha, \eta) \\ &= \begin{cases} \bar{\mathcal{C}}_{\phi_\beta}(\|x\|_2, \eta) & \text{if } \eta > \frac{1}{2} \text{ and } \|x\|_2 \geq \alpha_*, \\ \bar{\mathcal{C}}_{\phi_\beta}(-\|x\|_2, \eta) & \text{if } \eta \leq \frac{1}{2} \text{ and } \|x\|_2 \leq -\alpha_*, \\ \bar{\mathcal{C}}_{\phi_\beta}(\alpha_*, \eta) & \text{otherwise.} \end{cases} \end{aligned}$$

D.5.2. CALIBRATION FUNCTION

We restrict the range of η to $\eta > \frac{1}{2}$ by virtue of part 1 of Lemma 21. $\bar{\mathcal{C}}_{\phi_\beta}(\alpha, \eta)$ is plotted in Figure 19 in case of $\eta > \frac{1}{2}$. By comparing α_* and $\|x\|_2$, we have

$$\mathcal{C}_{\phi_\beta, \mathcal{F}_{\text{in}}}^*(\eta, x) = \begin{cases} \bar{\mathcal{C}}_{\phi_\beta}(\alpha_*, \eta) & \text{if } \alpha_* < \|x\|_2, \\ \bar{\mathcal{C}}_{\phi_\beta}(\|x\|_2, \eta) & \text{if } \alpha_* \geq \|x\|_2. \end{cases}$$

From the figure, we can see that

$$\begin{aligned} \inf_{f \in \mathcal{F}_{\text{in}}: f(x) \leq \gamma} \mathcal{C}_{\phi_\beta}(f, \eta, x) &= \inf_{\alpha \in [-\|x\|_2, \|x\|_2]: |\alpha| \leq \gamma \text{ or } (2\eta-1)\alpha \leq 0} \bar{\mathcal{C}}_{\phi_\beta}(\alpha, \eta) \\ &= \inf_{|\alpha| \leq \gamma} \bar{\mathcal{C}}_{\phi_\beta}(\alpha, \eta) \\ &= \inf_{f \in \mathcal{F}_{\text{in}}} \mathcal{C}_{\phi_\beta}(f, \eta, x) \\ &= \begin{cases} \bar{\mathcal{C}}_{\phi_\beta}(\alpha_*, \eta) & \text{if } \gamma > \alpha_*, \\ \bar{\mathcal{C}}_{\phi_\beta}(\gamma, \eta) & \text{if } \gamma \leq \alpha_*, \end{cases} \end{aligned}$$

by noting that $\|x\|_2 > \gamma$ is assumed. Hence, by Lemma 12,

$$\bar{\delta}(\varepsilon, \eta, x) = \begin{cases} \infty & \text{if } \|x\|_2 \leq \gamma \text{ or } \eta < \varepsilon, \\ \bar{\mathcal{C}}_{\phi_\beta}(\alpha_*, \eta) - \bar{\mathcal{C}}_{\phi_\beta}(\alpha_*, \eta) & \text{if } \|x\|_2 > \gamma \text{ and } \varepsilon \leq \eta \text{ and } \alpha_* < \gamma, \\ \bar{\mathcal{C}}_{\phi_\beta}(\gamma, \eta) - \bar{\mathcal{C}}_{\phi_\beta}(\alpha_*, \eta) & \text{if } \|x\|_2 > \gamma \text{ and } \varepsilon \leq \eta \text{ and } \gamma \leq \alpha_* < \|x\|_2, \\ \bar{\mathcal{C}}_{\phi_\beta}(\gamma, \eta) - \bar{\mathcal{C}}_{\phi_\beta}(\|x\|_2, \eta) & \text{if } \|x\|_2 > \gamma \text{ and } \varepsilon \leq \eta \text{ and } \|x\|_2 \leq \alpha_*. \end{cases}$$

By taking the infimum over η and x ,

$$\delta_\rho(\varepsilon) = \inf_{\eta \in [\frac{1}{2}, 1]} \inf_{x \in \tilde{\mathcal{X}}_\rho} \bar{\delta}(\varepsilon, \eta, x) = \begin{cases} 0 & \text{if } 0 < \varepsilon \leq \varepsilon_0, \\ 4(1 + \beta)^2(\varepsilon - \varepsilon_0)^2 & \text{if } \varepsilon_0 < \varepsilon, \end{cases}$$

where $\varepsilon_0 \stackrel{\text{def}}{=} \frac{1+\beta+\gamma}{2(1+\beta)}$, and $\delta_\rho^{**}(\varepsilon) = \delta_\rho(\varepsilon)$.

Appendix E. Simulation Results

E.1. Detail of Numerical Approximation of Bayes Risks

In order to compute the Bayes $(\phi, \mathcal{F}_{\text{lin}})$ -risk for a loss ϕ , we substitute the Bayes $(\phi_\gamma, \mathcal{F}_{\text{lin}})$ -classifier $f_\gamma^* \in \mathcal{F}_{\text{lin}}$ into

$$\begin{aligned} R_\phi(f_\gamma^*) &= \mathbb{E}[\phi(Y f_\gamma^*(X))] \\ &= \int_X \left\{ \phi(f_\gamma^*(X))\mathbb{P}(Y = +1|X) + \phi(-f_\gamma^*(X))\mathbb{P}(Y = -1|X) \right\} d\mathbb{P}(X) \end{aligned}$$

and apply numerical integration. The partitioning quadrature method was used with grid size 0.05. The Bayes $(\phi_\gamma, \mathcal{F}_{\text{lin}})$ -classifier is $f_\gamma^*(x) = (x_1 + x_2)/\sqrt{2}$ for both twonorm and advnorm datasets.

To perform numerical integration, $\mathbb{P}(Y = +1|X)$ needs to be estimated. Note that $\mathbb{P}(X)$ can be estimated given $\mathbb{P}(Y = +1|X)$. For the advnorm dataset, we estimate $\mathbb{P}(X|Y = +1)$ with kernel density estimator and then compute $\mathbb{P}(Y = +1|X)$ and $\mathbb{P}(X)$. Subsequently, we focus on the twonorm dataset and derive the closed-form expression of $\mathbb{P}(Y = +1|x)$. Let q_+ and q_- be probability density functions of $\mathcal{N}([0.3 \ 0.3]^\top, 0.1^2 I_2)$ and $\mathcal{N}([-0.3 \ -0.3], 0.1^2 I_2)$, respectively. Then,

$$\mathbb{P}(Y = +1|X) = \frac{\mathbb{P}(Y = +1)\mathbb{P}(X|Y = +1)}{\mathbb{P}(Y = +1)\mathbb{P}(X|Y = +1) + \mathbb{P}(Y = -1)\mathbb{P}(X|Y = -1)} = \frac{\frac{1}{2}q_+(X)}{\frac{1}{2}q_+(X) + \frac{1}{2}q_-(X)}.$$

The approximated Bayes risks are listed in Table 2.

E.2. Full Simulation Results of Benchmark Dataset

We show the full simulation results of MNIST in Tables 3 and 4. Simulation details are as follows.

- Dataset: MNIST extracted with two digits (7,000 instances for each digit).
- Preprocessing: Reduced to 2-dimension with the principal component analysis.
- Train-test split: 14,000 instances are randomly split into training and test data with the ratio 4 to 1.

Table 2: The approximated Bayes risks. For advnorm, we used kernel density estimator with RBF kernel (bandwidth: 0.25) to estimate $\mathbb{P}(X|Y = +1)$.

Loss	twonorm	advnorm
Robust 0-1	0.012	0.067
Ramp	0.389	0.550
Sigmoid	0.445	0.525
Hinge	0.778	1.100
Logistic	0.590	0.750

- Model: Linear models $f(x) = \theta^\top x + \theta_0$ (θ and θ_0 are learnable parameters)
- Surrogate loss: The ramp, sigmoid, hinge, and logistic losses with shift $\beta = +0.5$.
- Target loss: the γ -adversarially robust 0-1 loss with $\gamma = 0.1$.
- Optimization: Batch gradient descent with 1,000 iterations.

Table 3: The simulation results of the γ -adversarially robust 0-1 loss with $\gamma = 0.1$ and $\beta = 0.5$. 50 trials are conducted for each pair of a method and dataset. Standard errors (multiplied by 10^4) are shown in parentheses. Bold-faces indicate outperforming methods, chosen by one-sided t-test with the significant level 5%.

	Ramp	Sigmoid	Hinge	Logistic
0 vs 1	0.034 (3)	0.017 (2)	0.087 (12)	0.321 (19)
0 vs 2	0.111 (7)	0.133 (10)	0.109 (8)	0.281 (19)
0 vs 3	0.107 (7)	0.126 (8)	0.120 (9)	0.307 (18)
0 vs 4	0.069 (6)	0.093 (12)	0.072 (7)	0.269 (21)
0 vs 5	0.233 (21)	0.340 (25)	0.233 (21)	0.269 (16)
0 vs 6	0.129 (8)	0.167 (13)	0.127 (8)	0.287 (22)
0 vs 7	0.067 (6)	0.073 (6)	0.090 (9)	0.302 (18)
0 vs 8	0.096 (7)	0.123 (12)	0.100 (9)	0.263 (20)
0 vs 9	0.082 (6)	0.101 (8)	0.092 (8)	0.279 (22)

Table 4: The simulation results of the 0-1 loss with $\beta = 0.5$. 50 trials are conducted for each pair of a method and dataset. Standard errors (multiplied by 10^4) are shown in parentheses. Bold-faces indicate outperforming methods, chosen by one-sided t-test with the significant level 5%.

	Ramp	Sigmoid	Hinge	Logistic
0 vs 1	0.012 (2)	0.005 (1)	0.038 (7)	0.228 (18)
0 vs 2	0.050 (5)	0.059 (7)	0.058 (7)	0.206 (18)
0 vs 3	0.047 (4)	0.054 (6)	0.064 (8)	0.229 (15)
0 vs 4	0.028 (4)	0.029 (4)	0.032 (6)	0.184 (18)
0 vs 5	0.117 (11)	0.185 (20)	0.117 (11)	0.193 (15)
0 vs 6	0.060 (5)	0.080 (8)	0.063 (6)	0.206 (18)
0 vs 7	0.027 (3)	0.027 (4)	0.045 (6)	0.214 (18)
0 vs 8	0.050 (6)	0.054 (6)	0.054 (7)	0.186 (18)
0 vs 9	0.040 (4)	0.044 (5)	0.046 (6)	0.192 (20)

Appendix F. Additional Plots

In this section, we put additional plots of the counterexample in Section 7. The class-conditional risks of

$$\phi(\alpha) = \frac{e^{-\alpha^2} + 1}{2} + \text{clip}_{[-5,5]}(-\alpha) + 4.5$$

are plotted in Figure 20. From this figure, it is easy to see that $\mathcal{C}_\phi(\cdot, 0.6)$ is not quasiconcave while its even part $\mathcal{C}_\phi(\cdot, 0.5)$ is quasiconcave.

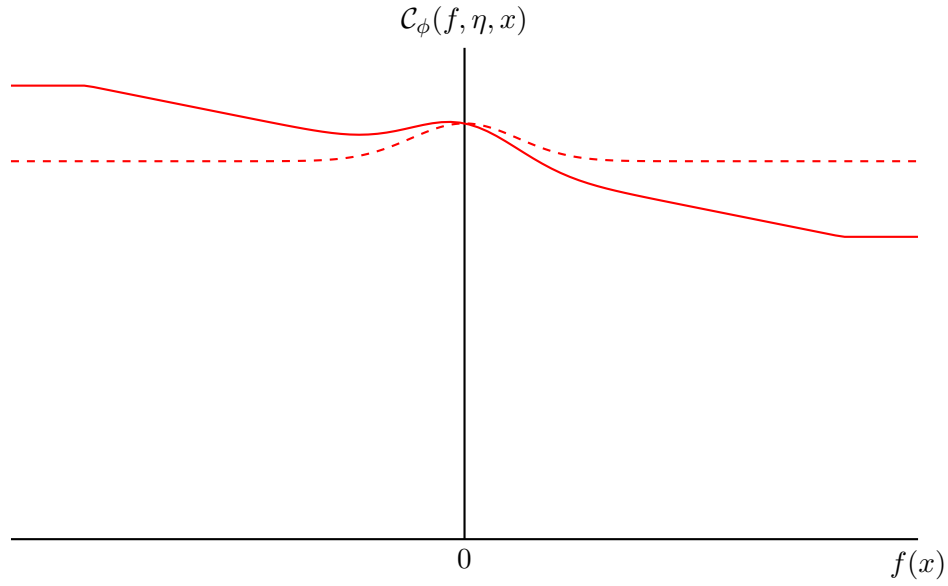


Figure 20: The class-conditional risks of $\phi(\alpha) = \frac{e^{-\alpha^2} + 1}{2} + \text{clip}_{[-5,5]}(-\alpha) + 4.5$. The solid line is $\mathcal{C}_\phi(\cdot, 0.6)$ and the dashed line is $\mathcal{C}_\phi(\cdot, 0.5)$.