

# Towards AI Forensics: Did the Artificial Intelligence System Do It? Why?

Johannes Schneider<sup>1</sup> and Frank Breiting<sup>1</sup>

<sup>1</sup>University of Liechtenstein, Vaduz, Liechtenstein  
johannes.schneider@uni.li

## Abstract

In an increasingly autonomous manner AI systems make decisions impacting our daily life. Their actions might cause accidents, harm or, more generally, violate regulations – either intentionally or not – and consequently might be considered suspects for various events. Therefore, it is essential to relate particular events to an AI, its owner or its creator. Given a multitude of AI systems from multiple manufacturers, potentially, altered by their owner or changing through self-learning, this seems non-trivial. This paper explores AI systems that are “malicious by design”. It provides a conceptualization of the problem, strategies for forensic investigation and open questions. This serves as guidelines for future researchers. It also provides a first, though fictitious case-study using convolutional neural networks illustrating challenges and ideas for identifying AI systems responsible for incidents.

## Introduction

The number of “smart” devices is growing rapidly which makes them valuable for forensic investigations; they are confiscated with the hope to find evidence on them (Wu, Breiting, and Baggili 2019). In addition to their popularity, they also become more autonomous and powerful which makes them a target of attacks. Specifically, they are now not only able to contain evidence but also in a position to commit crimes. Some examples are illustrated in Figure 1 where investigative questions could be: ‘*Did the drone drop the object on purpose?*’, ‘*Did the chat bot contact a person, attempting to lure her into a scam?*’, ‘*Did the autonomous car cause the accident due to risky driving?*’

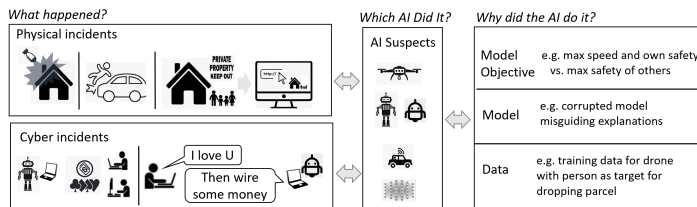


Figure 1: Incidents, suspects and components influencing AI

Copyright © 2020, Association for the Advancement of Artificial Intelligence (www.aaai.org). All rights reserved.

The risk that AI systems might violate legal or ethical standards has already been recognized, e.g. deep-fakes (Chesney and Citron 2019) or attacking drones (Gibbons-Neff 2017). Today, AI systems are ultimately controlled by humans, but they are already capable of conducting tasks autonomously with learning capabilities which makes them superior to traditional computer programs. Consequently, AI systems provide novel opportunities for attackers: it might be easier for them to manipulate AI systems to perform malicious acts than building native software. For instance, instead of creating a face-detection algorithm to identify a victim, they might train an existing AI system accordingly. This fosters the paradigm that a system is ‘malicious by design’. That is, AI systems might be modified to be malicious where the only security boundary is the acquisition of the AI, which is in contrast to classical attacks targeting typically protected systems during their operation. Access to AI systems is often simple, since the progress of AI technology is driven by open-source initiatives of both datasets and ready-to-use models by companies and academia. An example of ‘malicious by design’ is shown in Figure 2.

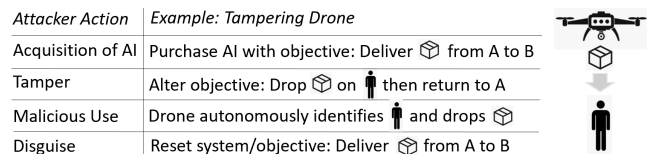


Figure 2: Steps to conduct and disguise an attack with an AI.

While the scenario in Figure 2 raises multiple security and forensic related questions, this work focuses on incidents that are confirmed, but the perpetrator and its motives are unknown. The goal of this work is to provide first directions answer the questions: ‘*Did the AI system cause the incident?*’ (Q1) ‘*Why?*’ (Q2).

These questions are tricky, since AI systems are often seen as ‘black-boxes’, they might adapt (learn), they can be manipulated to disguise attacks (Figure 2). While humans often leave fingerprints or DNA traces, core components of an AI system might exist only virtually. Furthermore, there are many application areas of AI and multiple techniques that might be built into an AI, e.g. a large pool of deep learning

architectures as well as reinforcement learning, planning and searching methods. While the general strategies in this work might help in tackling forensic questions, much more work is needed to address the topic in its entirety. Thus, this work constitutes first steps in forensic AI. It contributes as follows:

- We conceptualize a scenario, where AI systems are ‘malicious by design’, types of evidence and high-level measures to detect and analyze such systems.
- We provide in-depth analysis using a case study based on convolutional neural networks (CNNs) to illustrate challenges and methods for investigation. Specifically, we introduce analysis of activation patterns of features to identify unknown concepts encoded in a CNN and we demonstrate the ‘grey box’ analysis for a deep learning system.

### Problem Definition

We assume that training data, the model and its objective might be chosen freely by the attacker. Our focus is on ‘malicious by design’, where an attacker’s goal is to perform a malicious act and the AI system is simply a means to this end. That is, an AI might be used as any other tool, e.g. a crowbar for burglary, to conduct a criminal act. In contrast, attacks on (AI) systems in a secure zone often focus on data injection using sophisticated adversarial examples, since model access might be hard to obtain. The steps involved in the malicious design of the AI are illustrated in Figure 2. It demonstrates an attack by a drone through dropping an object on a person and attempting to forge that this happened unintentionally:

**Acquisition of AI:** An AI system might be built from scratch and trained with (publicly) available data or a pre-trained model might be obtained which are often freely available for various purposes such as image / speech recognition, chatbots and many more.

**Tampering:** Options to tamper with an AI depend on the system’s capabilities and design. They include:

1) *Train a model to conduct a malicious act:* An attacker might design its own system including training data and model objectives, e.g. design a deep learning model. For example, the military might design a combat drone with hardware and software components such as flight control, object recognition optimized towards military objectives. An AI system might also have non-malicious intentions but the way it decides violates regulations. For example, a classification system for ‘Hire’ or ‘No-hire’ decisions could be trained on data including race or gender. Consequently, the AI system is likely to use such attributes during its decision making, which is illegal.

2) *Use AI system as is, but specify malicious objectives:* An AI system might allow to specify objectives that enable malicious acts. For example, a car designed to maximize safety of everyone in an equal manner, might be designed to almost exclusively focus on the safety of the owner at the expense of the safety of others.

3) *Altering system internals:* Attackers with technical expertise might also manipulate the internal logic of an AI model (logic-based attack), exchange or re-configuring components of the system (training data-based and parameter-based attack). Logic-based changes alter the control flow of com-

putation. For example, exceptional behavior for particular inputs or a “backdoor” might be added by first checking the inputs for specific patterns (e.g. a human target) and if the input contains the pattern, the action desired by the attacker is triggered, otherwise the input is processed using the unaltered system component. For example, a drone might by default navigate only between given ‘delivery points’ to drop packages. However, given enough expertise, an attacker might reprogram actions triggering parcel dropping, e.g. the visual system detecting the delivery point might be changed to detect a human and drop a parcel onto her. For a training data-based attack a new image recognition model might be trained either from scratch or using transfer learning. For instance, images of the human target are added to the category of images that is associated with dropping a package (e.g. images of a landing zone). Developing a new component might appear very complex from a classical engineering perspective, since it requires lots of coding. But it seems more appealing for AI systems, since it only requires training data, understanding of interfaces, but no understanding of actual logic, e.g. how image recognition works. In theory, a parameter-based attack can be imagined, where parameters of the original model are altered directly (without updates due to training), e.g. by copying (transferring) parameters of other trained networks.

4) *Leave model as is but manipulate through adversarial inputs:* An attacker aims to identify inputs that are mistaken by the system and trigger desired actions intended by the attacker. For example, an adversarial input might be mistaken by a drone as a location to drop a parcel. An attacker might put a sticker with an adversarial input at an arbitrary place to make the drone drop the parcel. Such attacks are known to be successful for changing recognition of traffic signs (Evtimov et al. 2017) as well as other tasks (see (Akhtar and Mian 2018; Zhang et al. 2020; Carlini and Wagner 2018) for NLP, computer vision and speech examples, respectively). Since this field is well researched, it is not considered in this work.

**Malicious use:** The AI system conducts the malicious act autonomously or plays an assisting role.

**Disguising:** The malevolent AI system poses a risk for the perpetrator in case it is seized. An AI system might store data, logs of actions or alter its state by learning from experience. To counteract, the AI could restore its original state prior to the crime, i.e. reset, as mentioned in Figure 2.

### Forensic work

Forensic investigators collect, preserve, and analyze evidence, which refers to digital information such as data, models and (software) systems. While forensics involving software is (well-)understood, investigating AI systems is novel. AI can be defined as the “system’s ability to correctly interpret external data, to learn from such data, and to use those learnings to achieve specific goals and tasks through flexible adaptation” (Kaplan and Haenlein 2019). Traits that are highly relevant for forensic work such as computation flow, internal working, storage of knowledge related to behavior differ considerably between AI-systems and classical software systems as shown in Table 1. AI technologies allow to learn features (e.g. using deep learning) and complex behavior from collected

experience (e.g. using reinforcement learning). AI allows to uncover features automatically given training data, while they have to be defined (and programmed) by domain experts in classical engineering. Therefore, the amount of code to generate AI systems is much less than for classical software. AI models are generic. That is, while models might vary for different tasks, the same model can be applied to a wide range of data for the same problem, e.g. the same image recognition model might be used to detect tumours on MRI scans and manufacturing issues of car parts. While it is common to adjust models to a dataset, the adjustment typically consists of adding or replacing standard components. Deep learning models consist of many components that are instances of a few different kinds. They typically follow a well-defined layered structure. Reinforcement learning also follows a generic structure with most behavioral information potentially being stored in lookup tables of state, action pairs. In contrast, solutions to the same problem in classical software often comprise of hand-crafted, domain-specific algorithms that might utilize very different ideas and rely on very different data structures. Computation in AI is often characterized by a simple control flow: In deep learning, many units (differing only in parameters) operate in parallel in a well-defined order and well-defined, standardized data-structures, e.g. each component of an AI model has a few parameters. Each parameter typically only requires a single memory cell. In reinforcement learning, actions are often determined by a “simple”, potentially very large lookup table. Thus, in AI based systems, control flow and data access patterns are typically simpler and, in case of deep learning more easily predictable, than in classical software with its control flows and programmer-defined data structures. These characteristics influence the types of evidence as well as the investigation of AI systems, which might be summarized as (i) Analyzing system internals is more tangible for AI systems due to the more simple control flow and (ii) Training data is highly important in understanding the AI system’s behavior.

Table 1: Comparison of AI systems and “classical” software

	AI (software) systems	“Classical” Software
Lines of code	Low	High
Modularity	High	Comparably low
Domain Knowledge from	Training data	Domain experts
Knowledge encoded via	Data, i.e. model parameters	Code/Rules
Execution	Highly parallel	Mainly sequential
Control-flow	Simple	Complex
Data-structure	Simple	Complex

### Types of evidence

We focus on evidence that is AI-specific, meaning that we consider the AI system itself, any data the system was exposed to as well as its reactions. Furthermore, we assume that an incident has been detected, i.e. some form of outcome has been observed (physically or digitally). We consider the sources of evidence listed in Table 2. Note, we do not consider any form of direct identification information such as authentication information including IP or MAC address.

Table 2: Evidence Typology

Evidence	Types of Availability
Training data	Available, Unavailable
Testing/Observational data	Available, Unavailable
Access to suspect system	Available, Available to similar system, Unavailable
System internals	White box, Grey box, Black box

*Training data* of the model, i.e. all data that contributed to learning or updating of model parameters may be accessible. Thus, for a model employing continuous learning, training data includes data during its operation as well. Since training data determines to a significant proportion the behavior of the model. Malicious intents might be presumed from the training data only, e.g. the mere presence of specific attributes or distribution of samples for classes might be indicative. For example, a dataset, where more people of a specific race or gender are associated with a particular class, might lead to models that rely more strongly on race and gender information. In the absence of model access, training data allows to reconstruct an ‘approximate model’. In contrast, typically for *testing and observational data*, the model only computed outputs, but model internals remained unaltered. Testing data consists of inputs and outputs that the model should produce. Observational data consists of inputs and outputs the model actually produced. For reconstruction of a model such data is more valuable than training data, since it consists of actual decisions of the model rather than the decisions that the model should learn. That is, it allows to identify decisions by the model that might be deemed flawed. *Data generation* serves the purpose to answer targeted questions, such as ‘How does the system react to data associated with the incident?’

We differentiate between *access to the model* (suspect accessible) or just a similar version thereof (e.g. the drone type was identified which allows investigators to acquire an identical type). In terms of *system internals*, we distinguish between white-box access (source code is available), grey box (a compiled model that allows to observe interactions with resources such as memory), and black box (only input / output interactions). Source code typically comprises of components such as data augmentation procedures, data pre-processing procedures, model definition as well as training and testing procedures. An important concern is whether an identical model such as the suspect system can be obtained. In practice, this is difficult, e.g. due to random initialization, random ordering of training data and non-deterministic behavior of hardware, e.g. the `reduce_sum` in the deep learning framework “Tensorflow” (Sigma 2020).

### Strategies for Investigation

Strategies can focus on each of the components that determine behavior: model, model objective and data.

**Data focused:** Since training data determines model behavior and operational data reflects model behavior, data on its own might be sufficient to determine malicious intent. That is, the same model can be customized for a good or a bad cause solely based on training data. A general strategy is to identify training data that is related to the incident and investigate,

whether the related data allows to explain the incident. Another strategy is to identify untypical (anomalous) data that is unexpected under the assumption that the AI system acts non-maliciously. Technical challenges include quantifying relatedness to the incident. While data mining techniques might be necessary to filter a large pool of training data, domain experts might be needed to investigate data manually and ultimately decide, whether an AI suspect caused the incident and why it did so. We shall discuss some aspects of this in our case study.

**Model focused:** Model analysis might use abstract reasoning based on model definitions (e.g. as found in static software verification). Models might also be analyzed through empirical investigation, i.e. input-responses, in two ways:

1) *Investigate the input-output relationship of a model:* The model can be treated as a black-box. The analysis relies on investigating model behavior based on its decisions.

2) *Investigate the reaction of model internals to inputs:* This strategy requires more access to allow for white or grey-box testing. It includes analyzing the AI system components. For instance, a deep learning network consists of layers and each layer has neurons that perform simple computations. One might investigate outputs of individual components such as layers or single neurons for a set of inputs.

Existing techniques that focus on detection of security threats as well as the field of explainability of AI (XAI) also offer tools for analysis in some situations. We discuss them in the related work.

## Investigative Questions

While the ultimate questions to be answered are *Q1* and *Q2*, many other sub-questions can be asked that demand understanding of AI as well as what is interesting from a forensic point of view. For example, for *Q1* given a set of observed actions or decisions by the perpetrator during the incident, we need to answer ‘what is the likelihood of a given AI suspect performing these decisions compared to those of other models?’ Often *Q1* might be difficult to answer based on available information but circumstantial evidence might be produced by answering questions like, e.g. ‘is the AI suspect reacting to objects related to the incident more strongly than other models?’ Given multiple AI suspects, the first question helping to prioritize which AI to investigate more closely might be: ‘is the AI suspect behaving normally?’. We shall discuss these questions and methods to address them in our case study.

## Case Study

We provide a case study that is loosely based on incidents shown in Figure 1. Such incidents are plausible but clearly fictitious since to the best of our knowledge, no “malicious by design” AI systems have been publicly disclosed. Since our focus is on forensic work, our AI systems are built on widely known, proven methods rather than the latest state-of-the-art. We discuss an image recognition system that has been tampered with. The goal is to assess, if the system is likely involved in the incident and if it has been manipulated. Concretely, we investigate a camera-based object recognition

system built using a CNN. Such a system could be part of a drone that is suspect of attacking a person by dropping an object on the victim. We assume that whenever an input (image) is categorized into a specific class by the recognition system, an action associated with the class is triggered.

We discuss the setup including the attacker model followed by the actual forensic work.

## Access to System Internals

As available evidence, we consider all three models:

For the *black-box model*, we assume that inputs can be fed into the system to obtain outputs. For *grey-box model*, we additionally assume a coarse understanding of the model, i.e. it is a layered architecture consisting of common layers like convolutional, relu and batchnorm layers. Furthermore, we assume memory locations of variables (inputs and outputs of neurons) remain fixed. We assume that we can interpret memory cells as values. We consider a *binary* model, where we only know if a value is 0 or not. Lastly, we assume that memory cells can be assigned as belonging to a more lower or more upper layer. This is reasonable since data is processed using a fixed set of operations in a fixed order, i.e. in deep learning, one layer after the other is evaluated. Concretely, we assume that if we want to access layer *i*, we obtain a set of values that appears to be a random permutation of three consecutive layers including values of the layer *i*, which is of interest. Knowing the exact layer would be helpful, but knowing whether values stems from a layer close to input or output might already be sufficient for investigation.

For the *white-box model* we assume that the type of system is known, it is open-source and training data is publicly available. An attacker employs the given or similar training data to fit the same or a similar model. Therefore, investigators cannot be sure what model and training data is used exactly.

## Access to training and test data

We consider three datasets: The unknown and non-accessible dataset  $\mathcal{A}$  used by the attacker to train the malicious drone, the datasets  $\mathcal{L}$  and  $\mathcal{U}$  that is available for forensic investigation. The set  $\mathcal{L}$  consists of images with the corresponding actions that a non-malicious drone would perform, whereas the set  $\mathcal{U}$  are just images without labels. We assume the existence of these datasets at fairly low cost. The labeled dataset  $\mathcal{L} = \{(X, Y)\}$  contains for each input  $X$  (to the drone) a label  $Y$  indicating the action to be taken. This dataset might be public and used to develop and test a drone, e.g. for industrial or research purposes. We assume that the actual drone was trained using a labeled dataset  $\mathcal{T}$ , to which we do not have access. Depending on the attack strategy the dataset varies. We assume that the set  $\mathcal{U}$  of unlabeled items consists of sets of related items, i.e.  $\mathcal{U} := \{\zeta_i\}$  where each category  $\zeta_i$  consists of a set of related samples. Relatedness refers to some form of visual similarity. For example, for many real-world categories such as humans, cars, etc., there are sets of samples available, like the well-known “ImageNet” dataset consisting of 1000 categories. In particular, sets might consist of images related to the incident like images of the victim, or any other images that the drone might encounter before the incident. Thus, the set  $\mathcal{U}$  consists of public data and non-public, case-specific

data. For our forensic investigation, we assume that inputs can be labelled, i.e. it is known or can be determined what output an input should trigger. But data might be costly to label, e.g. determining the correct action for an input might require manual work.

### Attacker Model

We assume that manipulation takes place only through the use of training data. The model used might be unknown to the investigator, but it is not manipulated in a malicious way. The attacker wants to trigger an action  $A$ , e.g. dropping of the parcel given a person’s face. For a non-tampered drone, the action might be triggered by images of a helipad. Other actions are not of interest for manipulation, i.e. the tampered drone performs these actions similar to a non-tampered drone. That is, the drone is trained with an unknown dataset  $\mathcal{T}$ .  $\mathcal{T}$  might share more or less similarities with the public dataset  $\mathcal{L}$ . Generally, they might contain many similar training samples, since some behavior of drones is likely identical for malicious and non-malicious drones. Furthermore, it might be of interest to the attacker to choose the training data  $\mathcal{T}$  similar to  $\mathcal{L}$  for most situations, as otherwise the drone can be easily categorized as “tampered”, since it deviates from “expected” behavior of a drone. Therefore, if not stated differently, we shall assume that training samples that trigger action  $i$  for a drone, i.e.  $\mathcal{T}_i$ , bear similarity to those in the public training data  $\mathcal{L}_i$ . We shall discuss three scenarios for choosing the training data  $\mathcal{T}$ :

**No Tampering (NT):** Baseline that has not been tampered with. It is trained using dataset  $\mathcal{T}^{NT}$ .

**Replacement Tampering (RT):** Attacker uses dataset  $\mathcal{T}^{RT}$ , where the malicious action  $A$  is triggered for samples  $S_A$ , i.e.  $\mathcal{T}_A^{RT} = S_A$ . Samples  $S_A$  differ, though possibly in a subtle manner, from the public samples  $\mathcal{L}_A$  that trigger  $A$  for appropriate inputs, i.e. in contexts where action  $A$  is non-malicious.

**Enhancement Tampering (ET):** The attacker uses a dataset  $\mathcal{T}^{ET}$ , where action  $A$  is triggered for  $\mathcal{T}_A^{ET} := S_O \cup S_A$ . This ensures that the AI reacts to the targets that should trigger an action for a non-tampered drone as well as to samples that are needed for malicious behavior chosen by the attacker. That is, the set  $S_O$  is similar to those that a normal non-tampered drone would be trained on to trigger action  $A$ , i.e.  $S_O$  is similar to  $\mathcal{L}_A$ . The motivation is to hamper forensics.

### Challenges of Data-driven Investigation

Our overall investigative strategy focuses on analyzing input-output behavior which comes with specific difficulties. Given all possible inputs (as well as correct outputs) and a system that is supposed to work 100% correct in all cases, the test is straightforward: Check if all input samples produce the correct output. If not, the system is suspicious. In practice, the situation is more difficult. First, there are too many inputs to test and not all of them are typically available. Second, the system may malfunction in some situations due to engineering errors, operating errors (e.g. operating a drone under disallowed conditions such as a snow storm) or inherent physical limitations (e.g. parts might break). Therefore, more analysis is needed to decide whether a malfunctioning

is “normal” or whether it might be the result of tampering. Note, we are not concerned with AI safety (covering operating and engineering errors) but are interested in identifying whether a system is “malicious by design”. Therefore, the key challenge is in identifying samples that caused the incident (i.e. action  $A$ ) but should not have caused it. Furthermore, an investigator must determine, whether such samples confirm malicious intent. For example, if a drone triggers dropping the package when being shown an image of the victim, this might indicate malicious intent.

### Technical Setup

As CNN we utilize a VGG-10 type architecture (see supplement) trained on some classes of the CIFAR-100 dataset. For  $NT$ ,  $RT$ ,  $ET$ , we choose distinct sets of samples  $S_O$  and  $S_A$ , each corresponding to those of a random class. The CIFAR-100 dataset consists of 100 classes, which are summarized by twenty more general categories, e.g. the category ‘people’ contains ‘baby’, ‘boy’, ‘girl’, ‘man’, and ‘woman’. As classes  $\mathcal{D}$  we use for  $\zeta_A$  samples of a class from the same category as  $S_A$ , for  $\zeta_O$  samples from the same category as  $S_O$  and for  $\zeta_R$  samples of a class not in any category of  $S_O$  or  $S_A$ . We train the networks without the three classes  $\mathcal{D} := \{\zeta_O, \zeta_A, \zeta_R\}$ . They are used for evaluation of our methods. We choose 30 sets  $\mathcal{D}$ , i.e. we train 30 networks for each  $NT$ ,  $RT$  and  $ET$ .

### Forensic Work

**Abnormal AI? RT?** We first assess whether the suspect system deviates from expected or normal behavior. More specifically, we aim to detect replacement tampering (RT), where training data that triggers a specific action was replaced. In return, the system may not be processing inputs as a non-tampered system would. This can be detected by computing accuracy. Significant lower accuracy or higher error (for a particular class) compared to a simple baseline trained using the public training data might be seen as “abnormal”. We compute the overall error  $err(\mathcal{L})$  across all classes, and the error for samples of each class  $i$ , i.e.  $err(\mathcal{L}_i)$ . This allows to distinguish between  $NT$  and  $RT$ : If instead of samples similar to  $\mathcal{L}_A$ , the drone was trained using attacker samples  $S_A = \mathcal{T}_A$ , the error  $err(\mathcal{T}_A)$  should be significantly larger for class  $A$  because by assumption  $\mathcal{L}_A$  and  $\mathcal{T}_A$  differ significantly.

**Results:** As shown in Table 3, the overall error  $err(\mathcal{L})$  is (almost) identical for  $NT$ ,  $RT$ , and  $ET$ , indicating that manipulations seem not to distort the overall system performance. However, this changes when investigating individual classes. As expected, for  $NT$  about 40% of samples from  $\mathcal{L}_A$  are classified as  $A$  which means its error  $err(\mathcal{L}_A)$  is roughly the error of the model  $err(\mathcal{L})$  across all classes. For  $\zeta_A$  the error is large as expected indicating that for a non-tampered drone action  $A$  is not triggered by the attacker’s samples  $S_A$ . On contrary, for  $RT$  samples  $\zeta_A$  cause  $A$ , but  $\mathcal{L}_A$  do not. Consequently, the tampering is easy to identify, since the error increased drastically for  $\mathcal{L}_A$ . In other words, tampering seems successful in the sense that the system behaves maliciously though it is easy to figure out that it has been tampered with. Still, it is unknown what objects were used for tampering, i.e. what objects constitute  $S_A$ . For  $ET$  the error of  $\mathcal{L}_A$  is not

indicative of manipulation, i.e. it is comparable to that of the non-tampered system  $NT$ .

Table 3: Accuracy for different tampering attempts.

Method	$err(\mathcal{L})$	$err(\mathcal{L}_A)$	$C(\zeta_A, A)$
$NT$	$0.44 \pm 0.01$	$0.40 \pm 0.18$	$0.99 \pm 0.01$
$RT$	$0.44 \pm 0.01$	$0.99 \pm 0.01$	$0.40 \pm 0.18$
$ET$	$0.44 \pm 0.01$	$0.42 \pm 0.17$	$0.43 \pm 0.16$

Thus, the investigator has to search for inputs that trigger a specific action  $A$  though they should not. While it is usually easy to obtain a large set of (unlabelled) inputs, determining the correct action for an input might be more challenging.

**NT or ET?** An attacker anticipating an investigation might counteract by enhancement tampering  $ET$ . Thus, the system treats a set of pre-defined inputs according to the specification, but it acts maliciously for other unknown inputs that are related to the incident. Given a large set of unlabeled samples  $\mathcal{U}$  the investigator should investigate those inputs related to malicious behavior  $S_A$ . That is, all input samples can be categorized into three sets  $\mathcal{U} := \{\zeta_O, \zeta_A, \zeta_R\}$  so that  $\zeta_A$  bears similarity with  $S_A$ ,  $\zeta_O$  with  $S_O$  and  $\zeta_R$  with neither  $S_A$  or  $S_O$ . The three sets are illustrated in Figure 3. The categorization is not known to the investigator, in particular the set  $\zeta_A$ . Thus, in its most simplified form, the goal of the investigator is to identify  $\zeta_A$  out of three unlabeled sets  $\mathcal{U} := \{\zeta', \zeta'', \zeta'''\}$ . Our underlying assumption is that  $\zeta_O$  is similar to the public data  $\mathcal{L}_A$  that triggers action  $A$  in appropriate contexts.

**NT or ET? Method 1: Misclassification analysis:** We first eliminate samples  $\zeta_R$  that do not trigger  $A$  and then further identify those samples that are dissimilar from  $\mathcal{L}_A$ . The others are candidates for further investigation, potentially being similar to  $S_A$ . To identify  $\zeta_R$  we use the rank  $Rk(\zeta, A)$  indicating the position of the class  $A$ , if classes are sorted depending on the fraction of samples in  $\zeta$  classified as  $A$ . To distinguish  $\zeta_O$  and  $\zeta_A$ , a simple solution might be to compute similarity with  $\mathcal{L}_A$  using an auto-encoder. We shall only demonstrate elimination of  $\zeta_R$  and illustrate a more intricate method to separate  $\zeta_O$  and  $\zeta_A$  later.

**Results:** Table 4 shows the output for assessing unlabeled











Samples	Class	Activated features	Meaning
$S_O$ 	A		Unknown samples, but similar to known public samples
$S_A$ 	A		Unknown samples used for attack
$\zeta_O$ 	Often A		Large feature overlap with $S_O$ : No Attack Samples
$\zeta_A$ 	Often A		Little feature overlap with $S_O$ , classified often as A: Attack Sam.
$\zeta_R$ 	Rarely A		Not classified as A: No Attack Samples

Figure 3: Investigation of a tampered system  $ET$  using samples  $\mathcal{D} := \{\zeta_O, \zeta_A, \zeta_R\}$

samples  $\mathcal{U}$ . As expected, samples from  $\zeta_O$  and  $\zeta_A$  have a lower rank (and also lower error) than random. However, the rank of the random class seems fairly low, i.e. under the assumption that on average a random class should have

the mean rank of all classes, that is 48.5 (we trained using 97 classes). The reason being that class  $A$  is trained with  $\mathcal{T}_A := S_A \cup S_O$ , covering different concepts and being larger than any set  $\mathcal{T}_i$  for any other class  $i$ . Thus, there are more concepts associated with class  $A$ . This makes it more likely that random samples  $\zeta_R$  are classified as  $A$ . Furthermore, the standard deviations seem fairly large. This is not unexpected given the choice of training data. That is, sub-classes in some categories in the CIFAR-100 dataset exhibit only limited similarity, while other categories overlap, e.g. ‘streetcar’ and ‘pick-up truck’ are in different categories, whereas ‘clock’, ‘keyboard’ and ‘lamp’ are in the same category. Still, overall differences are significant (as confirmed by a t-test with p-value below 0.0001).

**NT or ET? Method 2: Feature-based analysis:** So far, we

Table 4: Median Rank for action  $A$  for samples  $\zeta$

Grey	$Rk(\zeta_O, A)$	$Rk(\zeta_R, A)$	$Rk(\zeta_A, A)$
N	$2.0 \pm 6.79$	$12.0 \pm 23.4$	$4.0 \pm 8.53$
Y	$2.0 \pm 6.61$	$12.0 \pm 17.15$	$4.0 \pm 9.58$

have assumed that we have unlabelled data that trigger action  $A$ . But an unlabelled set  $\zeta \in \mathcal{U}$  might bear some similarity with objects  $S_A$ , but not sufficient to trigger a misclassification commonly. For example, a malicious system might trigger an action if an image shows the victim and no potential witnesses (e.g. no cars, people etc.). Thus, if images of the victim happen to contain such objects, a misclassification will not occur. To determine on a more fine granular level if samples are at least weakly related to class  $A$ , one might obtain class probabilities rather than just the predicted class. We shall discuss this option in the supplement. Next, we propose a feature-based analysis that is more fine-granular than considering inputs as a whole. The reasoning is that there are features that are associated with action  $A$ . Some of these feature are related to non-malicious behavior, i.e. they are found in samples  $\mathcal{L}_A$  and other features are associated with malicious behavior, i.e. samples in  $S_A$ . A feature-level analysis requires investigating model internals, i.e. activations of neurons. Each type of object is represented by certain characteristics that become encoded in neurons as features / patterns during the training of the network. We compute features that are relevant to  $\mathcal{L}_A$ , i.e. features  $F_{\mathcal{L}_A}$  that activate more often for samples from  $\mathcal{L}_A$  (and likely also for samples  $S_O$ ) than for other samples. Say samples from  $\zeta$  activate features  $F_\zeta$ . If there are features that are only in  $F_\zeta$  but not in  $F_{\mathcal{L}_A}$ , i.e.  $F_\zeta \setminus F_{\mathcal{L}_A}$  is non-empty, then this indicates that samples  $\zeta$  contain images that exhibit characteristics associated with action  $A$  that are not found in the public training data  $\mathcal{L}_A$  for  $A$ . We say that a feature (neuron) is activated for a set  $\zeta$  if the mean of all activations of set  $\zeta$  is larger than the mean of all activations of the entire training data plus the standard deviation.

**Results:** Table 5 shows the number of features of the sets  $\mathcal{U}$  as well as their intersection with the features obtained for  $A$  from  $\mathcal{L}_A$ , i.e.  $F_{\mathcal{L}_A}$ . It can be seen that while samples from  $\zeta_O$  share many features with  $\mathcal{L}_A$ ,  $\zeta_A$  and  $\zeta_R$  do not.



Table 5: Numb. features of sets  $\mathcal{U}$  and intersection with  $\mathcal{L}_A$ 

	Grey $ F_{\zeta_O} $	$ F_{\zeta_O} \cap F_{\mathcal{L}_A} $	$ F_{\zeta_R} $	$ F_{\zeta_R} \cap F_{\mathcal{L}_A} $	$ F_{\zeta_A} $	$ F_{\zeta_A} \cap F_{\mathcal{L}_A} $
N	3.90	1.03	2.24	0.0	2.86	0.03
Y	6.34	2.14	4.10	0.03	3.48	0.10

## Related work

**Digital and AI forensics:** One of the initial fields, where machine learning was applied to support forensics was intrusion detection and detecting malicious network events, as described in a call by (Beebe 2009). Subsequently, digital forensics has benefited from AI in the areas of *Multimedia forensics* where some examples are images modifications (e.g. copy-move forgery (Al-Qershi and Khoo 2013)), deep-fake video detection (Güera and Delp 2018), or facial age estimation (Anda et al. 2018). *AI forensics*, a sub discipline of digital forensics (Palmer 2001), aims to identify the AI that caused an event. Initial work (Baggili and Behzadan 2019) provides a very brief structuring of AI forensics. In addition, we emphasize the role of testing/usage data and data generation and discuss actual forensic work. (Baggili and Behzadan 2019) emphasis AI safety, i.e. incidents due to failures of AIs built with “good intentions”. We are more concerned with systems that might be designed from scratch for a malicious act (see taxonomy of dangers of AI (Yampolskiy 2016)).

**Attack and defending ML:** Security threats and defensive techniques from a data perspective are surveyed in (Liu et al. 2018). The authors primarily discuss the attacks based on adversarial examples; as defensive technique, they mention data sanitation. In forensics, methods from data sanitation can help to identify malicious samples. The more general question ‘Can machine learning be secure?’ was discussed in (Barreno et al. 2006) where the authors present ‘a taxonomy of different types of attacks on machine learning techniques and systems [as well as] a variety of defences against those attacks’. It is not uncommon to involve humans in the detection process. For instance, to detect fake reviews there are also fully automatic methods like GROVER (Zellers et al. 2019) but also the GLTR method (Adelani et al. 2019) that estimates word probabilities that are then presented to a human for further investigation.

**Explainability:** Generally, adversarial analysis (Chakraborty et al. 2018) and more so explainability methods (surveyed in (Arrieta et al. 2020; Schneider and Handali 2019)) might be helpful to better understand model behavior. Model simplification (e.g. LIME or G-REX) aims at approximating the original model, often only for a subset of inputs, e.g. for samples of a class. It might yield human understandable rules that characterize model behavior in terms of its inputs. Feature relevance explanation (SHAP) deals with understanding the impact of inputs towards outputs. These methods treat the machine learning method as black-box and are applicable for all sorts of models. Perturbation of inputs (as used by LIME), for example, are a general tool for model analysis even beyond machine learning. For CNNs, there is also a significant body of work that deals with model introspection which commonly needs detailed access to variables or even enhancements of the model (white-box). For example, for

feature visualization, iterative optimization using full access to the model such as gradients might reveal inputs that maximize feature activation (see (Erhan et al. 2009) for a seminal work or GRAD-CAM). Occlusions analysis (Zeiler andergus 2014), where feature maps are compared for the input samples that only differ by occluding some area in one but not in the other, might also be a helpful to understand model internal workings. To the best of our knowledge, we are among the first to consider a grey box model, where potentially only fuzzy knowledge on model internals is available. Furthermore, while it is common to perform correlation analysis of (internal) features and outputs in XAI, we are not aware that classes have been characterized by their complexity based on ‘activated’ features.

## Discussion of Case Study and Future Work

Our case study demonstrated that novel methods are needed for forensic work. Common explainability methods such as LIME or SHAP that compute proxy models assuming black-box access or methods that require gradients such as GRAD-CAM are of limited help, since in the grey box model the goal is to leverage internal information without full access to model internals, i.e. without gradients.

We demonstrated in our case study that perpetrators can often be identified in the given attack scenario. We showed how properties of AI systems, e.g. memory access patterns of deep learning and knowledge on alleged behavior (encoded via a public dataset) can be leveraged for forensics. Our case study is only a first step towards AI forensics and not without limitations. For once, our image classification network seems fairly inaccurate. While this might be improved by altering the dataset (e.g. using higher resolution, more samples) and the model, as of today, in safety critical applications like self-driving cars, outputs of computer vision components are used in conjunction with other sensors. Still, modifying the computer vision component seems an important step.

Overall, our work might give rise to more questions for future work than it provides answers: “How can suspects based on other AI techniques such as reinforcement learning, other scenarios (see Introduction) and other deep learning network architectures such as LSTMs be identified?”, “How can explainability methods be leveraged (modified) to support analysis of grey-box models?”, “How can data mining techniques, e.g. to identify anomalous decisions be leveraged?”, “How can other types of evidence such as operational data be used?”, “How to detect a system reset?”

## Conclusions

This work has discussed identifying AI systems and their motives as part of forensic work. Investigating AI systems provides new opportunities and possibilities for analysis based on input-responses such as utilizing model activation patterns and analyzing input-output behavior based on generated data. But AI systems also provide ample opportunities for hiding evidence such as deletion of data or models and resetting of states. Thus, the ‘cat-and-mouse’ game between attackers and forensic experts has just begun.

## References

- [Adelani et al. 2019] Adelani, D.; Mai, H.; Fang, F.; Nguyen, H. H.; Yamagishi, J.; and Echizen, I. 2019. Generating sentiment-preserving fake online reviews using neural language models and their human-and machine-based detection. *arXiv:1907.09177*.
- [Akhtar and Mian 2018] Akhtar, N., and Mian, A. 2018. Threat of adversarial attacks on deep learning in computer vision: A survey. *IEEE Access* 6:14410–14430.
- [Al-Qershi and Khoo 2013] Al-Qershi, O. M., and Khoo, B. E. 2013. Passive detection of copy-move forgery in digital images: State-of-the-art. *Forensic science Int.* 231.
- [Anda et al. 2018] Anda, F.; Lillis, D.; Le-Khac, N.-A.; and Scanlon, M. 2018. Evaluating automated facial age estimation techniques for digital forensics. In *Security and Privacy Workshops (SPW)*.
- [Arrieta et al. 2020] Arrieta, A. B.; Diaz-Rodriguez, N.; Del Ser, J.; et al. 2020. Explainable artificial intelligence (xai): Concepts, taxonomies, opportunities and challenges for responsible ai. *Information Fusion*.
- [Baggili and Behzadan 2019] Baggili, I., and Behzadan, V. 2019. Founding The Domain of AI Forensics. *arXiv preprint arXiv:1912.06497*.
- [Barreno et al. 2006] Barreno, M.; Nelson, B.; Sears, R.; Joseph, A. D.; and Tygar, J. D. 2006. Can machine learning be secure? In *Symp. on Information, computer and communications security*.
- [Beebe 2009] Beebe, N. 2009. Digital forensic research: The good, the bad and the unaddressed. In *IFIP Int. Conference on Digital Forensics*.
- [Carlini and Wagner 2018] Carlini, N., and Wagner, D. 2018. Audio adversarial examples: Targeted attacks on speech-to-text. In *Security and Privacy Workshops (SPW)*.
- [Chakraborty et al. 2018] Chakraborty, A.; Alam, M.; Dey, V.; Chattopadhyay, A.; and Mukhopadhyay, D. 2018. Adversarial attacks and defences: A survey. *arXiv preprint arXiv:1810.00069*.
- [Chesney and Citron 2019] Chesney, B., and Citron, D. 2019. Deep fakes: A looming challenge for privacy, democracy, and national security. *Calif. L. Rev.* 107.
- [Erhan et al. 2009] Erhan, D.; Bengio, Y.; Courville, A.; and Vincent, P. 2009. Visualizing higher-layer features of a deep network. *University of Montreal* 1341(3):1.
- [Evtimov et al. 2017] Evtimov, I.; Eykholt, K.; Fernandes, E.; Kohno, T.; Li, B.; Prakash, A.; Rahmati, A.; and Song, D. 2017. Robust physical-world attacks on deep learning models. *arXiv preprint arXiv:1707.08945*.
- [Gibbons-Neff 2017] Gibbons-Neff, T. 2017. Isis drones are attacking us troops and disrupting airstrikes in raqqa, officials say. *Washington Post* 14.
- [Güera and Delp 2018] Güera, D., and Delp, E. J. 2018. Deepfake video detection using recurrent neural networks. In *Int. Conference on Advanced Video and Signal Based Surveillance (AVSS)*.
- [Kaplan and Haenlein 2019] Kaplan, A., and Haenlein, M. 2019. Siri, siri, in my hand: Who’s the fairest in the land? on the interpretations, illustrations, and implications of artificial intelligence. *Business Horizons* 15.
- [Liu et al. 2018] Liu, Q.; Li, P.; Zhao, W.; Cai, W.; Yu, S.; and Leung, V. C. 2018. A survey on security threats and defensive techniques of machine learning: A data driven view. *IEEE access* 6.
- [Palmer 2001] Palmer, G. 2001. A road map for digital forensics research-report from the first Digital Forensics Research Workshop (DFRWS). *Utica*.
- [Schneider and Handali 2019] Schneider, J., and Handali, J. 2019. Personalized explanation in machine learning. In *European Conference on Information Systems (ECIS)*.
- [Sigma 2020] Sigma, T. 2020. A workaround for non-determinism in tensorflow.
- [Wu, Breitinger, and Baggili 2019] Wu, T.; Breitinger, F.; and Baggili, I. 2019. IoT Ignorance is Digital Forensics Research Bliss: A Survey to Understand IoT Forensics Definitions, Challenges and Future Research Directions. In *Int. Conf. on Availability, Reliability and Security*.
- [Yampolskiy 2016] Yampolskiy, R. V. 2016. Taxonomy of pathways to dangerous artificial intelligence. In *Workshops at the Thirtieth AAAI Conference on Artificial Intelligence*.
- [Zeiler and Fergus 2014] Zeiler, M. D., and Fergus, R. 2014. Visualizing and understanding convolutional networks. In *European conference on computer vision*.
- [Zellers et al. 2019] Zellers, R.; Holtzman, A.; Rashkin, H.; Bisk, Y.; Farhadi, A.; Roesner, F.; and Choi, Y. 2019. Defending against neural fake news. In *Advances in Neural Information Processing Systems*.
- [Zhang et al. 2020] Zhang, W. E.; Sheng, Q. Z.; Alhazmi, A.; and Li, C. 2020. Adversarial attacks on deep-learning models in natural language processing: A survey. *ACM Transactions on Intelligent Systems and Technology (TIST)* 11(3):1–41.