

ON THE NUMBER OF FORESTS AND CONNECTED SPANNING SUBGRAPHS

MÁRTON BORBÉNYI, PÉTER CSIKVÁRI, AND HAORAN LUO

ABSTRACT. Let $F(G)$ be the number of forests of a graph G . Similarly let $C(G)$ be the number of connected spanning subgraphs of a connected graph G . We bound $F(G)$ and $C(G)$ for regular graphs and for graphs with fixed average degree. Among many other things we study $f_d = \sup_{G \in \mathcal{G}_d} F(G)^{1/v(G)}$, where \mathcal{G}_d is the family of d -regular graphs, and $v(G)$ denotes the number of vertices of a graph G . We show that $f_3 = 2^{3/2}$, and if $(G_n)_n$ is a sequence of 3-regular graphs with length of the shortest cycle tending to infinity, then $\lim_{n \rightarrow \infty} F(G_n)^{1/v(G_n)} = 2^{3/2}$. We also improve on the previous best bounds on f_d for $4 \leq d \leq 9$. We give various applications of our inequalities to grids.

1. INTRODUCTION

For a graph $G = (V, E)$ let $T_G(x, y)$ denote its Tutte polynomial, that is,

$$T_G(x, y) = \sum_{A \subseteq E} (x-1)^{k(A)-k(E)} (y-1)^{k(A)-|A|-v(G)},$$

where $k(A)$ denotes the number of connected components of the graph (V, A) , and $v(G)$ denotes the number of vertices of the graph G . It is well-known that special evaluations of the Tutte polynomial have various combinatorial meaning. For instance, $T_G(1, 1)$ counts the number of spanning trees for a connected graph G . Similarly, $T_G(2, 1)$ enumerates the number of forests (acyclic edge subsets), and for a connected graph G the evaluation $T_G(1, 2)$ is equal to the number of connected spanning subgraphs, and $T_G(2, 0)$ is the number of acyclic orientations of G . In this paper, we use the notation $F(G) = T_G(2, 1)$ for the number of forests, $C(G) = T_G(1, 2)$ for the number of connected spanning subgraphs, and $a(G) = T_G(2, 0)$ for the number of acyclic orientations.

The scope of this paper is to give various upper bounds for $F(G)$ and $C(G)$ in terms of the average degree. A special emphasis is put on the case when G is a regular graph of degree d . First, we prove some general inequalities for $F(G)$ and $C(G)$, and then we will apply them to grids and other special graphs.

1.1. Number of forests. First we collect our results for the number of forests.

The following statement is well-known, and serves as a motivation for many of our results. For the sake of completeness we will give a proof of it.

Proposition 1.1 ([15]). *Let G be a graph, and let d_v be the degree of a vertex v . Then*

$$F(G) \leq \prod_{v \in V(G)} (d_v + 1).$$

2010 *Mathematics Subject Classification.* Primary: 05C30. Secondary: 05C31, 05C70.

Key words and phrases. forests, connected spanning subgraphs, acyclic orientations.

The first and third authors are also partially supported by the EFOP program (EFOP-3.6.3-VEKOP-16-2017-00002). The first author was also partially supported by the New National Excellence Program (ÚNKP) when the project started. The second author is supported by the Marie Skłodowska-Curie Individual Fellowship grant no. 747430, and before that grant he was partially supported by the Hungarian National Research, Development and Innovation Office, NKFIH grant K109684 and Slovenian-Hungarian grant NN114614, and by the ERC Consolidator Grant 648017.

When one applies Proposition 1.1 for regular graphs of degree 3 and 4, it turns out to be rather poor since the trivial inequality in terms of the number of edges $e(G)$, that is, $F(G) \leq 2^{e(G)}$ gives stronger results. Indeed, for a 3-regular graph this trivial inequality gives $F(G)^{1/v(G)} \leq 2\sqrt{2}$, while for a 4-regular graph it gives $F(G)^{1/v(G)} \leq 4$. Surprisingly, this inequality cannot be improved for 3-regular graphs as the following result shows. Let $g(G)$ be the length of the shortest cycle, this is called the girth of the graph G .

Theorem 1.2. *Let $(G_n)_n$ be a sequence of 3-regular graphs with girth $g(G_n) \rightarrow \infty$. Then*

$$\lim_{n \rightarrow \infty} a(G_n)^{1/v(G_n)} = 2\sqrt{2},$$

and

$$\lim_{n \rightarrow \infty} F(G_n)^{1/v(G_n)} = 2\sqrt{2}.$$

Note that the large girth requirement is necessary in the following sense. Suppose that for a fixed k and ε the graph G contains at least $\varepsilon v(G)$ edge-disjoint cycles of length at most k . Then

$$F(G)^{1/v(G)} \leq c(k, \varepsilon) 2^{3/2},$$

where $c(k, \varepsilon) < 1$. Indeed, if C_1, C_2, \dots, C_r are edge-disjoint cycles of length at most k , then

$$F(G) \leq \prod_{i=1}^r (2^{|C_i|} - 1) \cdot 2^{e(G) - \sum_{i=1}^r |C_i|} = \prod_{i=1}^r \frac{2^{|C_i|} - 1}{2^{|C_i|}} \cdot 2^{e(G)} \leq \left(\frac{2^k - 1}{2^k} \right)^{\varepsilon v(G)} \cdot 2^{e(G)}.$$

Hence

$$F(G)^{1/v(G)} \leq \left(\frac{2^k - 1}{2^k} \right)^{\varepsilon} \cdot 2^{3/2}.$$

We remark that the ratio $\frac{F(G)}{2^{e(G)}}$ can be rather large for a 3-regular graph. For instance, for the Tutte-Coxeter graph this ratio is roughly 0.728. Note that this is 3-regular graph on 30 vertices with girth 8. It seems that for cages, that is, for regular graphs that has minimal size for a given degree and girth, this ratio can be quite large. This motivates the following question.

Problem 1.3. Let \mathcal{G}_3 be the family of 3-regular graphs. Is it true that

$$\sup_{G \in \mathcal{G}_3} \frac{F(G)}{2^{e(G)}} = 1?$$

Before we turn our attention to 4-regular graphs, let us give one more general upper bound for the number of forests. Let us introduce the entropy function

$$H(x) := x \ln \left(\frac{1}{x} \right) + (1 - x) \ln \left(\frac{1}{1 - x} \right)$$

with the usual convention $H(0) = H(1) = 0$.

Proposition 1.4. *Let G be a graph with average degree d . If $d \geq 4$, then*

$$F(G)^{1/v(G)} \leq \exp \left(\frac{d}{2} H \left(\frac{2}{d} \right) \right).$$

This simple inequality is based on the rather trivial observation that a forest can have at most $v(G) - 1$ edges, and so

$$F(G) \leq \sum_{k=0}^{v(G)-1} \binom{e(G)}{k}.$$

The problem with this bound is that if the average degree is exactly 4, this is actually the same with the trivial upper bound $2^{e(G)} = 4^{v(G)}$. Already Merino and Welsh [12] noted that they found rather challenging to improve on this trivial bound even for grids. Nevertheless, $4^{v(G)}$ is definitely not the best answer for 4-regular graphs as the following theorem shows.

Theorem 1.5. *Let \mathcal{G}_4 be the family of 4-regular graphs. Then*

$$\sup_{G \in \mathcal{G}_4} F(G)^{1/v(G)} < 3.994.$$

We have seen at 3-regular graphs that $F(G)^{1/v(G)}$ is asymptotically maximized by large girth graphs. Similar theorem was proved for the number of spanning trees by McKay [10] for regular graphs of degree d for arbitrary d . Here we show that the same holds true for $F(G)$ for any d assuming a well-known conjecture about a certain negative correlation.

Conjecture 1.6. Let G be a graph and let \mathbf{F} be a random forest chosen uniformly from all the forests of G . Let $e, f \in E(G)$, then

$$\mathbb{P}(e, f \in \mathbf{F}) \leq \mathbb{P}(e \in \mathbf{F})\mathbb{P}(f \in \mathbf{F}).$$

Assuming Conjecture 1.6 we can prove a result on forests of 2-covers which then implies our claim about the large girth graphs.

Recall that a k -cover of a graph G is the following. A k -cover (or k -lift) H of a graph G is defined as follows. The vertex set of H is $V(H) = V(G) \times \{0, 1, \dots, k-1\}$, and if $(u, v) \in E(G)$, then we choose a perfect matching between the vertices (u, i) and (v, j) for $0 \leq i, j \leq k-1$. If $(u, v) \notin E(G)$, then there are no edges between (u, i) and (v, j) for $0 \leq i, j \leq k-1$.

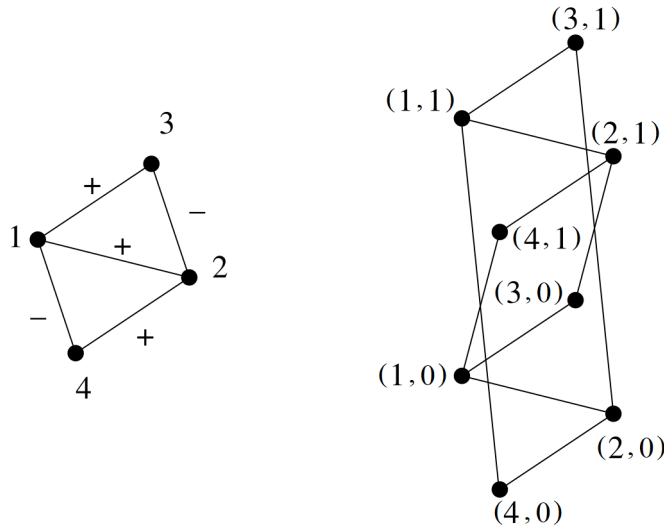


FIGURE 1. A 2-lift.

When $k = 2$ one can encode the 2-lift H by putting signs on the edges of the graph G : the $+$ sign means that we use the matching $((u, 0), (v, 0)), ((u, 1), (v, 1))$ at the edge (u, v) , the $-$ sign means that we use the matching $((u, 0), (v, 1)), ((u, 1), (v, 0))$ at the edge (u, v) . For instance, if we put $+$ signs to every edge, then we simply get $G \cup G$ as H , and if we put $-$ signs everywhere, then the obtained 2-cover H is simply $G \times K_2$. Observe that if G is bipartite, then $G \cup G = G \times K_2$, but other 2-covers might differ from $G \cup G$.

Theorem 1.7. *Let G be a graph, and let H be a 2-cover of G . Assuming Conjecture 1.6 we have*

$$F(G \cup G) \leq F(H).$$

In other words, $F(G)^{1/v(G)} \leq F(H)^{1/v(H)}$.

There is a nice property of covers that is related to the girth. For every graph G , there is a sequence of graphs $(G_n)_n$ such that $G_0 = G$, G_k is a 2-cover of G_{k-1} , and $g(G_k) \rightarrow \infty$. This is an observation due to Linial [9], his proof is also given in [4]. The consequence of this observation, combined with Theorem 1.7 (assuming Conjecture 1.6) is that if one can prove that for any sequence of d -regular graphs $(G_n)_n$ with $g(G_n) \rightarrow \infty$, the limit $\lim_{n \rightarrow \infty} F(G_n)^{1/v(G_n)}$ always exists, and its value is always s_d , then $\sup_{G \in \mathcal{G}_d} F(G)^{1/v(G)} = s_d$.

Large girth d -regular graphs locally look like the infinite d -regular tree. So the above discussion suggests that it is natural to compare finite graphs with the infinite d -regular tree. At first sight it might not be clear how to do it. Nevertheless there is already such an argument in the literature. Kahale and Schulman [6] gave an upper bound on the number of acyclic orientations $a(G)$ in this spirit. Note that $a(G) = T_G(2, 0) \leq T_G(2, 1) = F(G)$. Their proof actually works for $F(G)$ too, and for $d \geq 6$ this upper bound is better than any of these three bounds: the trivial bound $2^{d/2}$ provided by $F(G) \leq 2^{e(G)}$, the bound $d + 1$ provided by Proposition 1.1, and the bound $\exp\left(\frac{d}{2}H\left(\frac{2}{d}\right)\right)$ provided by Proposition 1.4.

Theorem 1.8 (Kahale and Schulman [6]). *Let G be a d -regular graph. Then*

$$F(G)^{1/v(G)} \leq \frac{d+1}{\eta} \left(\frac{d-1}{d-\eta} \right)^{(d-2)/2},$$

where

$$\eta = \frac{(d+1)^2 - (d+1)(d^2 - 2d + 5)^{1/2}}{2(d-1)}.$$

Theorem 1.8 gives the bound

$$F(G)^{1/v(G)} \leq d + \frac{1}{2} + \frac{1}{8d} + \frac{13}{48d^2} + O\left(\frac{1}{d^3}\right).$$

In this paper we will review the proof of Theorem 1.8 and show how to improve on it for certain d . The proof is actually a combination of the proof of Theorem 1.8 and Proposition 1.4. In particular we will prove the following statement.

Theorem 1.9. *Let G be a d -regular graph, where $d \in \{5, 6, 7, 8, 9\}$. Then $F(G) \leq C_d^n$, where C_d is a constant strictly better than the one given in Theorem 1.8 and is given in Table 1.1.*

TABLE 1. Bounds on the number of forests for small d

d	new bound C_d	Thm. 1.8	Prop. 1.1	Prop. 1.4
5	5.1965	5.5362	6	5.3792
6	6.3367	6.5287	7	6.7500
7	7.4290	7.5236	8	8.1169
8	8.4843	8.5201	9	9.4815
9	9.5116	9.5174	10	10.8447

1.2. Number of connected spanning subgraphs. In this section we collect the results on the number of connected spanning subgraphs. Again the trivial upper bound is $C(G) \leq 2^{e(G)}$ which gives $C(G)^{1/v(G)} \leq 2^{d/2}$ for a graph with average degree d . This time this inequality can never be tight, not even for 3-regular graphs.

Theorem 1.10. *Let \mathcal{G}_d be the set of d -regular graphs. Then*

$$\sup_{G \in \mathcal{G}_d} C(G)^{1/v(G)} < 2^{d/2}.$$

We will again prove another upper bound for graphs with small average degree.

Theorem 1.11. *Let G be a graph with average degree d . If $2 < d \leq 4$, then*

$$C(G) \leq \frac{2}{d-2} \exp\left(\frac{d}{2} H\left(\frac{2}{d}\right)\right)^{v(G)}.$$

1.3. Application to grids. Let $\mathbb{G}_{n,m}$ be the grid of size $n \times m$, and let $\mathbb{T}\mathbb{G}_{n,m}$ be the toroidal grid of size $n \times n$. Then it is easy to see that

$$f(\mathbb{Z}^2) = \lim_{n \rightarrow \infty} F(\mathbb{G}_{n,n})^{1/v(\mathbb{G}_{n,n})} = \lim_{n \rightarrow \infty} F(\mathbb{T}\mathbb{G}_{n,n})^{1/v(\mathbb{T}\mathbb{G}_{n,n})}$$

and

$$c(\mathbb{Z}^2) = \lim_{n \rightarrow \infty} C(\mathbb{G}_{n,n})^{1/v(\mathbb{G}_{n,n})} = \lim_{n \rightarrow \infty} C(\mathbb{T}\mathbb{G}_{n,n})^{1/v(\mathbb{T}\mathbb{G}_{n,n})}$$

exists. What is more surprising is that $f(\mathbb{Z}^2) = c(\mathbb{Z}^2)$, an observation of Calkin, Merino, Noble and Noy [2]. This observation is based on the fact that the grid considered as a planar graph is almost isomorphic to its planar dual.

Interestingly, it seems that in general it is much easier to give an upper bound on $C(G)^{1/v(G)}$. We will see the upper bound

$$C(G)^{1/v(G)} \leq 2^{d/2} \left(1 - \frac{1}{2^d}\right) \exp\left(\frac{d}{2^d(2^d - 1)}\right)$$

and for bipartite graphs

$$C(G)^{1/v(G)} \leq 2^{d/2} \left(1 - \frac{1}{2^d}\right)^{1/2}.$$

Substituting $d = 4$ into the latter one and assume that n is even to get that $\mathbb{T}\mathbb{G}_n$ is bipartite, we get that

$$C(\mathbb{T}\mathbb{G}_n)^{1/v(\mathbb{T}\mathbb{G}_n)} \leq \sqrt{15} = 3.872983346\dots$$

This bound is not much worse than the original upper bound of Merino and Welsh [12]. They proved that $f(\mathbb{Z}^2) \leq 2^{2/n} F(\mathbb{G}_n)^{1/v(\mathbb{G}_n)}$, and they used this inequality for $n = 4$. Subsequently, Calkin, Merino, Noble, Noy [2] computed $F(\mathbb{G}_7)$ and get that

$$f(\mathbb{Z}^2) \leq 3.74101.$$

If the second of the following two conjectures is true, then even this bound is very weak.

Conjecture 1.12. Let \mathcal{G}_d be the family of d -regular graphs, and \mathcal{G}_d^b be the family of d -regular bipartite graphs. Then

$$\sup_{G \in \mathcal{G}_d} C(G)^{1/v(G)} = C(K_{d+1})^{1/v(K_{d+1})},$$

and

$$\sup_{G \in \mathcal{G}_d^b} C(G)^{1/v(G)} = C(K_{d,d})^{1/v(K_{d,d})},$$

Since $C(K_{4,4})^{1/v(K_{4,4})} = 3.715469887$ the second half of the above conjecture immediately implies a better bound.

Note that $C(G) = T_G(1, 2)$, we have the same conjecture for $T_G(0, 2)$.

The consequence of Theorem 1.7 is that if Conjecture 1.6 is true, then for every n we have

$$F(\mathbb{T}\mathbb{G}_n)^{1/v(\mathbb{T}\mathbb{G}_n)} \leq f(\mathbb{Z}^2).$$

Indeed, $\mathbb{T}\mathbb{G}_{n,2m}$ is a 2-cover of $\mathbb{T}\mathbb{G}_{n,m}$, and so

$$F(\mathbb{T}\mathbb{G}_{n,m})^{1/v(\mathbb{T}\mathbb{G}_{n,m})} \leq F(\mathbb{T}\mathbb{G}_{n,2m})^{1/v(\mathbb{T}\mathbb{G}_{n,2m})}.$$

This implies the above inequality. In particular, this would give

$$f(\mathbb{Z}^2) \geq F(\mathbb{T}\mathbb{G}_6)^{1/v(\mathbb{T}\mathbb{G}_6)} = 3.649697239\dots$$

which is an improvement over the bound 3.64497 given in [2].

1.4. This paper is organized as follows. Each section of the paper contains a proof of a theorem or proposition that can be found in the introduction. The proofs are in the same order as the results appear in the introduction.

2. PROOF OF PROPOSITION 1.1

In this section we give two proofs of Proposition 1.1.

Proof of Proposition 1.1. This can easily be proved by induction using the identity $F(G) = F(G - e) + F(G/e)$. If $e = (u, v)$, then

$$\begin{aligned} F(G) &= F(G - e) + F(G/e) \leq (d_u - 1 + 1)(d_v - 1 + 1) \prod_{w \neq u, v} (d_w + 1) \\ &\quad + (d_u + d_v - 1 + 1) \prod_{w \neq u, v} (d_w + 1) \\ &\leq (d_u + 1)(d_v + 1) \prod_{w \neq u, v} (d_w + 1). \end{aligned}$$

□

Second proof. Using a theorem of R. Stanley (see also the proof of Kleitman and Winston [7]) we know that the number of different monomials in the expansion of the polynomial $\prod_{(u,v) \in E(G)} (x_u + x_v)$ is exactly $F(G)$. On the other hand, the number of such monomials is clearly at most $\prod_{u \in V(G)} (d_u + 1)$ since the exponent of x_u is between 0 and d_u . □

3. PROOF OF THEOREM 1.2

In this section we prove Theorem 1.2. Since $a(G) \leq F(G) \leq 2^{e(G)}$ it is enough to prove that $\lim_{n \rightarrow \infty} a(G_n)^{1/v(G_n)} = 2\sqrt{2}$. In fact, we will prove a slightly stronger theorem. For this, we need the concept of weakly induced forest and the broken cycle.

Definition 3.1. Let us label the edges of the graph G with numbers from 1 to $|E(G)|$. A broken cycle is an edge set that we obtain from a cycle by deleting the edge with the largest label. Let $c_k(G)$ be the number of edge sets with exactly k edges that does not contain any broken cycle. (Note that these edge sets must be forests, since they cannot contain cycles.)

Definition 3.2. An $S \subseteq E(G)$ is called a weakly induced forest if it contains no cycle, and the connected components determined by S induces exactly the edges of S , all other edges are going between the connected components. Let $F_{wi}(G)$ be the number of weakly induced forests.

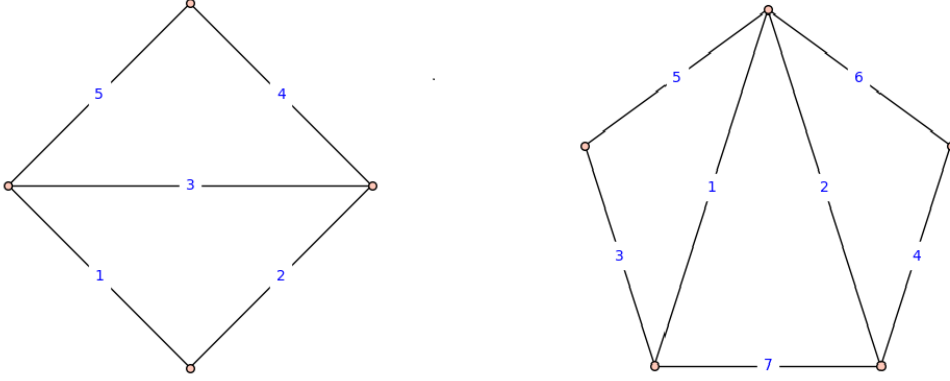


FIGURE 2. In the left graph, the broken cycles are edge sets $\{1, 2\}$, $\{3, 4\}$, $\{1, 2, 4\}$; the weakly induced forests are \emptyset , $\{1\}$, $\{2\}$, $\{3\}$, $\{4\}$, $\{5\}$, $\{1, 4\}$, $\{1, 5\}$, $\{2, 4\}$, $\{2, 5\}$. In the right graph, the broken cycles are $\{1, 3\}$, $\{1, 2\}$, $\{2, 4\}$, $\{2, 3, 5\}$, $\{1, 4, 6\}$, $\{3, 4, 5, 6\}$; some of the induced forests are $\{1, 4\}$, $\{3, 7\}$, $\{4, 5, 7\}$, $\{5, 6, 7\}$.

Lemma 3.3. For any graph G we have

$$F_{wi}(G) \leq a(G) \leq F(G).$$

Proof. The proof is based on the fact that $a(G)$ is the number of edge subsets of $E(G)$ without a broken cycle. This follows from the following well-known facts. Let $\text{ch}(G, q)$ be the chromatic polynomial of the graph G , this polynomial counts the number of proper colorings of the graph G when we color the vertices of the graph with q colors (we do not need to use all colors), see for instance [13]. It is also known [14] that $|\text{ch}(G, -1)| = a(G)$. Furthermore, $\text{ch}(G, q) = \sum_{k=0}^{n-1} (-1)^k c_k(G) q^{n-k}$, where $c_k(G)$ is the number of edge sets with exactly k edges that does not contain a broken cycle, see [16]. So $a(G) = \sum_{k=0}^{n-1} c_k(G)$ is the number of edge subsets of $E(G)$ without a broken cycle. From this it is immediately clear that $a(G) \leq F(G)$. It is also clear that a weakly induced forest does not contain any broken cycle no matter what the labeling is since it does not contain a path that can be obtained by deleting an edge from a cycle. Hence $F_{wi}(G) \leq a(G) \leq F(G)$. \square

Remark 3.4. There is another proof of the lemma based on an observation of Kozma and Moran [8]. For a set X and a set system $\mathcal{S} \subseteq 2^X$ let

$$\text{str}(\mathcal{S}) = \{Y \subseteq X \mid \forall A \subseteq Y \exists S \in \mathcal{S} \ A = Y \cap S\}$$

and

$$\text{sstr}(\mathcal{S}) = \{Z \subseteq X \mid \exists B \subseteq X \setminus Y \ \forall A \subseteq Z \ A \cup B \in \mathcal{S}\}.$$

The elements of the set system $\text{str}(\mathcal{S})$ are the shattered sets of \mathcal{S} , and elements of the set system $\text{sstr}(\mathcal{S})$ are the strongly shattered sets of \mathcal{S} . It is known that

$$|\text{sstr}(\mathcal{S})| \leq |\mathcal{S}| \leq |\text{str}(\mathcal{S})|.$$

Now let $X = E(G)$ and let us fix an orientation of the edges. Then every orientation corresponds to a subset of $E(G)$, namely to the edge set where the orientation differ from the fixed orientation. Now following Kozma and Moran let \mathcal{S} be the family of acyclic orientations. Then $Y \subset E(G)$ is shattered if no matter how we orient the edges of Y we can extend it to an acyclic orientation of G . It is easy to see that these are exactly the forests of G : first of all, it cannot contain a cycle, because then by orienting the cycle we cannot extend it to an acyclic orientation. Secondly, if we orient a forest somehow, then we can orient the rest of the edges according to some topological order that is compatible with the orientation of the forest. A $Z \subset E(G)$ is strongly shattered if we can orient the rest of the edges in a way that no matter how the edges of Z are oriented it will be an acyclic orientation. Again it is easy to see that these edge sets are exactly the weakly induced forests of G : such an edge set cannot contain a cycle or a cycle minus an edge, because otherwise no matter how we orient the rest of the edges we would be able to achieve a cycle by orienting the elements of Z . On the other hand, by numbering the connected components of Z , and orienting the rest of the edges towards the largest numbers we get an orientation of $E(G) \setminus Z$ that satisfies that no matter how we orient the edges of Z it will yield an acyclic orientation.

Proof of Theorem 1.2. We will actually prove that $\lim_{n \rightarrow \infty} F_{wi}(G_n)^{1/v(G_n)} = 2\sqrt{2}$. By the above lemma it implies that $\lim_{n \rightarrow \infty} a(G_n)^{1/v(G_n)} = 2\sqrt{2}$, and $\lim_{n \rightarrow \infty} F(G_n)^{1/v(G_n)} = 2\sqrt{2}$.

Let us consider a subset $A \subseteq E$ chosen uniformly at random. Then

$$\mathbb{P}(A \text{ is a weakly induced forest}) = 2^{-3n/2} F_{wi}(G).$$

Let X_v be the indicator variable that the vertex v is in a weakly induced tree, that is, it is a tree whose connected component contains only the edges of the tree. Then

$$\mathbb{P}(A \text{ is a weakly induced forest}) = \mathbb{E} \left[\prod_{v \in V} X_v \right].$$

Observe that X_v are all monotone decreasing functions (a subset of a weakly induced tree is also weakly induced), and so by the FKG-inequality we get that

$$\mathbb{E} \left[\prod_{v \in V} X_v \right] \geq \prod_{v \in V} \mathbb{E}[X_v].$$

Here $\mathbb{E}[X_v]$ is the probability that v is in a weakly induced tree. Suppose that $g(G) \geq 2k + 1$, and let us choose $R = k - 1$, then the R -neighborhood of any vertex is an induced tree. The probability that v is in a weakly induced tree is clearly bigger than the probability that in A there is no path between v and a vertex at distance R . If we have a 2-ary tree of depth k , the probability that the root vertex is connected to some leaf vertex satisfies the recursion $p_k = p_{k-1} - \frac{1}{4}p_{k-1}^2$. Clearly, p_k is monotone decreasing and the limit q must satisfy $q = q - \frac{1}{4}q^2$, so $q = 0$. The R -neighborhood of a vertex v is not exactly a 2-ary tree, because v has degree 3 unlike the root vertex of a 2-ary tree which has degree 2. Still, we can upper bound the probability that in A there is a path between v and a vertex at distance R by $3p_{R-1}$. Hence $\mathbb{E}[X_v] \geq 1 - 3p_{R-1}$. So we have

$$\mathbb{P}(A \text{ is a weakly induced forest}) \geq (1 - 3p_{R-1})^{v(G)}.$$

Then using the trivial upper bound and the lower bound obtained now we get that

$$2\sqrt{2} \geq F_{wi}(G)^{1/v(G)} \geq 2\sqrt{2}(1 - 3p_{R-1}).$$

Since $p_R \rightarrow 0$ as $n \rightarrow \infty$ we get that

$$\lim_{n \rightarrow \infty} F_{wi}(G_n)^{1/v(G_n)} = 2\sqrt{2}.$$

□

Remark 3.5. Since subgraphs free of broken cycles are already decreasing it would have been enough to consider $a(G)$, but from the point of view of the theorem it was a bit more convenient and natural to use weakly induced forests.

4. PROOF OF PROPOSITION 1.4

In this section we prove Proposition 1.4.

Proof of Proposition 1.4. Let n be the number of vertices and let $m = dn/2$ be the number of edges. Since a forest has at most $n - 1$ edges we have

$$F(G) \leq \sum_{r=0}^{n-1} \binom{m}{r} \leq \exp\left(mH\left(\frac{n-1}{m}\right)\right) \leq \exp\left(mH\left(\frac{n}{m}\right)\right),$$

where we used the fact that $H(x)$ is monotone increasing for $0 < x < 1/2$. Hence

$$\frac{1}{v(G)} \ln F(G) \leq \frac{d}{2} H\left(\frac{2}{d}\right).$$

□

5. PROOF OF THEOREM 1.5

In this section we prove Theorem 1.5. The following lemma is not crucial, but will turn out to be useful at some point to avoid certain technical difficulties.

Lemma 5.1. *Let G be a graph and $e = (u, v) \in E(G)$. Let us consider the graph H obtained from $G \cup G$ such a way that we delete the two copies (u_1, v_1) and (u_2, v_2) of the edge e and add the edges (u_1, v_2) and (u_2, v_1) . Then*

$$F(G)^2 \leq F(H).$$

Remark 5.2. If G is connected and $e = (u, v) \in E(G)$ is not a cut edge, then H is connected too. Note that H is a very special 2-cover of G .

Proof. Let

$$F_1 = \{S \subseteq E(G) \setminus \{e\} \mid S \text{ is a forest}\} \quad \text{and} \quad F_2 = \{S \subseteq E(G) \setminus \{e\} \mid S \cup \{e\} \text{ is a forest}\}.$$

Then $|F_1| \geq |F_2|$ and $F(G) = |F_1| + |F_2|$. Set $|F_1| = f_1$ and $|F_2| = f_2$. Note that $F(H) = 3f_1^2 + (f_1^2 - (f_1 - f_2)^2) = 3f_1^2 + 2f_1f_2 - f_2^2$ since if we add at most one of the edges of (u_1, v_2) and (u_2, v_1) , then there are f_1^2 ways to add a subset of the edges such that it will be a forest, and if we add both edges, then the only bad case that we add sets $S_1, S_2 \in F_1 \setminus F_2$ in the two copies of G . Since $3f_1^2 + 2f_1f_2 - f_2^2 \geq (f_1 + f_2)^2$ we are done.

□

Now we are ready to prove Theorem 1.5.

Proof of Theorem 1.5. First let us assume that that G is connected. The idea is to decompose the number of forests according to the number of edges. If the number of edges of the forest is at most $(1 - \varepsilon)n$, then the number of forests is at most

$$\sum_{k=0}^{(1-\varepsilon)n} \binom{2n}{k} \leq \exp\left(2nH\left(\frac{1-\varepsilon}{2}\right)\right).$$

If the number of edges is at least $(1 - \varepsilon)n$, then we can get if from a spanning tree by deleting at most εn edges. Hence the number of such forests is at most

$$\tau(G) \sum_{k=0}^{\varepsilon n} \binom{n-1}{k} \leq \tau(G) \exp(nH(\varepsilon)),$$

where $\tau(G)$ is the number of spanning trees.

We will use the theorem of McKay [10] claiming that the number of spanning trees of a d -regular graph is at most

$$\tau(G) \leq \frac{c_d \ln n}{n} \left(\frac{(d-1)^{d-1}}{(d^2-2d)^{d/2-1}} \right)^n.$$

For us $d = 4$, so

$$\tau(G) \leq \frac{c_4 \ln n}{n} \left(\frac{27}{8} \right)^n.$$

Hence

$$F(G) \leq \exp\left(2nH\left(\frac{1-\varepsilon}{2}\right)\right) + \frac{c_4 \ln n}{n} \left(\frac{27}{8} \right)^n \exp(nH(\varepsilon)).$$

By choosing $\varepsilon = 0.04$ we get that $F(G) \leq C \cdot 3.994^n$, where C is some absolute constant. Next we show that this statement is true for all connected graphs with $C \leq 1$. Let

$$M = \sup_{G \in \mathcal{G}_4^c} \frac{F(G)}{3.994^{v(G)}},$$

where the supremum is taken over all connected 4-regular graphs. We know that $M \leq C$. Let G be an arbitrary 4-regular connected graph. Now let H be the special 2-cover described in Lemma 5.1 such that H is connected too. Then

$$F(G)^2 \leq F(H) \leq M \cdot 3.994^{v(H)} = M \cdot 3.994^{2v(G)},$$

whence $F(G) \leq \sqrt{M} \cdot 3.994^{v(G)}$. Since G was arbitrary we get that $M \leq \sqrt{M}$, hence $M \leq 1$. Hence $F(G)^{1/v(G)} \leq 3.994$ for all connected graphs. Since $F(\cup G_i) = \prod F(G_i)$, the same inequality is true for disconnected graphs too. \square

6. PROOF OF THEOREM 1.7

In this section we prove Theorem 1.7.

Proof of Theorem 1.7. We prove the statement by induction on the number of edges. When G is the empty graph on n vertices, the claim is trivial. Let $e = (u, v) \in E(G)$, and let e_1 and e_2 be the 2-lifts of e in a 2-cover H . For sake of simplicity we also denote by e_1 and e_2 the 2-lifts of e in $G \cup G$. We decompose $F(H)$ according to the cases whether a forest contains e_1 and/or e_2 :

$$F(H) = F_{e_1, e_2}(H) + F_{\bar{e}_1, e_2}(H) + F_{e_1, \bar{e}_2}(H) + F_{\bar{e}_1, \bar{e}_2}(H),$$

where the first term means that we count the number of forests containing both e_1, e_2 , the second term counts the number of forests containing e_2 , but not e_1 , etc... Similarly, we have

$$F(G \cup G) = F_{e_1, e_2}(G \cup G) + F_{\bar{e}_1, e_2}(G \cup G) + F_{e_1, \bar{e}_2}(G \cup G) + F_{\bar{e}_1, \bar{e}_2}(G \cup G).$$

Now observe that the terms $F_{\bar{e}_1, \bar{e}_2}(H)$ and $F_{\bar{e}_1, \bar{e}_2}(G \cup G)$ count the number of forests in 2-covers of $G - e$, and by induction

$$F_{\bar{e}_1, \bar{e}_2}(H) \geq F_{\bar{e}_1, \bar{e}_2}(G \cup G).$$

Similarly, $F_{e_1, e_2}(H) = F(H/\{e_1, e_2\})$ and $H/\{e_1, e_2\}$ is a 2-cover of G/e . Hence

$$F_{e_1, e_2}(H) \geq F_{e_1, e_2}(G \cup G).$$

Observe that by symmetry we have $F_{\bar{e}_1, e_2}(H) = F_{e_1, \bar{e}_2}(H)$. Then

$$\begin{aligned} F_{\bar{e}_1, e_2}(H)^2 &= F_{\bar{e}_1, e_2}(H) \cdot F_{e_1, \bar{e}_2}(H) \\ &= F(H)^2 \mathbb{P}_H(e_1 \in \mathbf{F}, e_2 \notin \mathbf{F}) \mathbb{P}_H(e_1 \notin \mathbf{F}, e_2 \in \mathbf{F}) \\ &\geq F(H)^2 \mathbb{P}_H(e_1 \in \mathbf{F}, e_2 \in \mathbf{F}) \mathbb{P}_H(e_1 \notin \mathbf{F}, e_2 \notin \mathbf{F}) \\ &= F_{e_1, e_2}(H) F_{\bar{e}_1, \bar{e}_2}(H) \\ &\geq F_{e_1, e_2}(G \cup G) F_{\bar{e}_1, \bar{e}_2}(G \cup G) \\ &= F_{e_1}(G) F_{e_2}(G) F_{\bar{e}_1}(G) F_{\bar{e}_2}(G) \\ &= F_{\bar{e}_1, e_2}(G \cup G) \cdot F_{e_1, \bar{e}_2}(G \cup G) \\ &= F_{\bar{e}_1, e_2}(G \cup G)^2 \end{aligned}$$

In the above computation

$$\mathbb{P}_H(e_1 \in \mathbf{F}, e_2 \notin \mathbf{F}) \mathbb{P}_H(e_1 \notin \mathbf{F}, e_2 \in \mathbf{F}) \geq \mathbb{P}_H(e_1 \in \mathbf{F}, e_2 \in \mathbf{F}) \mathbb{P}_H(e_1 \notin \mathbf{F}, e_2 \notin \mathbf{F})$$

is equivalent with the negative correlation

$$\mathbb{P}_H(e_1 \in \mathbf{F}) \mathbb{P}_H(e_2 \in \mathbf{F}) \geq \mathbb{P}_H(e_1, e_2 \in \mathbf{F}).$$

Hence $F_{\bar{e}_1, e_2}(H) \geq F_{\bar{e}_1, e_2}(G \cup G)$. Putting together the 4 inequalities we get that $F(H) \geq F(G \cup G)$. □

7. NUMBER OF FORESTS IN REGULAR GRAPHS

In this section, we give a new upper bound on the number of forests in regular graphs. We use some basic results from spectral graph theory like the matrix-tree theorem and the expression of the number of closed walks as a power sum of the eigenvalues of the adjacency matrix. All these results can be found in the book of Brouwer and Haemers [1].

Let G be a d -regular graph with Laplacian-matrix $L(G)$. Let us add one more vertex to G , and connect it to all vertices with an edge of weight α . Let G_α be the new graph. Then the weighted sum of the spanning trees of G_α can be computed as a weighted sum of the forest of the original graph G as follows. The total weight of spanning trees in G_α , which correspond to a forest F in G with connected components F_1, F_2, \dots, F_k , is

$$w_\alpha(F) = \alpha^k \prod_{i=1}^k |F_i|.$$

This means that for all $\alpha > 0$ we get that $w_\alpha(F)(1/\alpha)^{k(F)} \geq 1$. On the other hand, if we use the matrix-tree theorem, then deleting the first row and column corresponding to the new vertex we get that

$$W := \sum_F w_\alpha(F) = \det(L(G) + \alpha I) = \prod_{i=1}^n (\lambda_i + \alpha),$$

where λ_i are the Laplacian eigenvalues of the graph G . If $d = \mu_1 \geq \mu_2 \geq \dots \geq \mu_n$ are the eigenvalues of the adjacency matrix of the graph G , then $\lambda_i = d - \mu_i$. Hence

$$\frac{1}{n} \ln W = \frac{1}{n} \sum_{i=1}^n \ln(\lambda_i + \alpha) = \frac{1}{n} \sum_{i=1}^n \ln(d - \mu_i + \alpha).$$

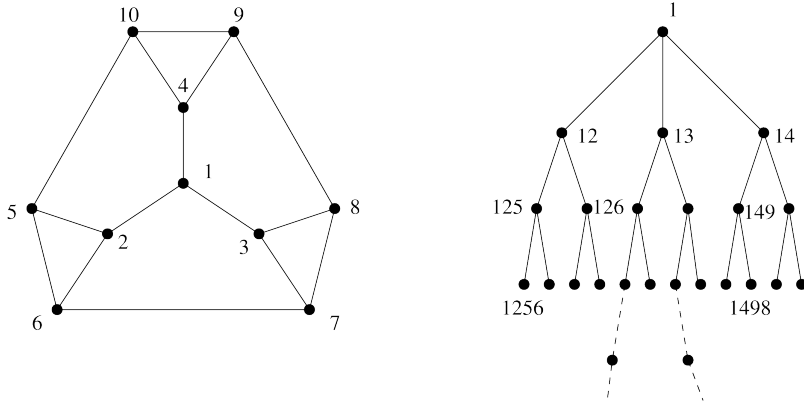
Now we can estimate this sum as follows. In the following computation μ_{KM} is the Kesten-McKay measure [10]. Its explicit form is given by the density function

$$\frac{d\sqrt{4(d-1) - x^2}}{2\pi(d^2 - x^2)} \cdot 1_{(-2\sqrt{d-1}, 2\sqrt{d-1})}.$$

Its speciality is that

$$W_k(\mathbb{T}_d, o) := \int x^k d\mu_{KM}(x)$$

is equal to the number of closed walks of length k in the infinite d -regular tree from a fixed root vertex o . The quantity $W_k(G) = \sum_{i=1}^n \mu_i^k$ counts the number of closed walks of length k in the graph G . The following standard argument shows that $W_k(G) \geq nW_k(\mathbb{T}_d, o)$ since \mathbb{T}_d is the universal cover of any d -regular graph G . We show that for any vertex v , the number of closed walks $W_k(G, v)$ of length k starting and ending at vertex v is at least as large as the number of closed walks starting and ending at some root vertex of the infinite d -regular tree \mathbb{T}_d . Let us consider the following infinite d -regular tree, its vertices are labeled by the walks starting at the vertex v which never steps immediately back to a vertex, where it came from. Such walks are called non-backtracking walks. For instance, in the depicted graph below 149831 is such a walk, but 1494 is not a backtracking walk since after 9 we immediately stepped back to 4. We connect two non-backtracking walks in the tree if one of them is a one-step extension of the other.



Note that every closed walk in the tree corresponds to a closed walk in the graph G : for instance, for the depicted graph the walk 1, 14, 149, 14, 1 in the tree corresponds to the walk 1, 4, 9, 4, 1 in the graph. On the other hand, there are closed walks in the graph G , like 149831, which are not closed anymore in the tree. This argument shows that $W_k(G, v) \geq W_k(\mathbb{T}_d, o)$ for all $v \in V(G)$. Consequently, $W_k(G) \geq nW_k(\mathbb{T}_d, o)$.

Then

$$\begin{aligned}
\frac{1}{n} \sum_{i=1}^n \ln(d - \mu_i + \alpha) &= \ln(d + \alpha) + \frac{1}{n} \sum_{i=1}^n \ln \left(1 - \frac{\mu_i}{d + \alpha} \right) \\
&= \ln(d + \alpha) + \frac{1}{n} \sum_{i=1}^n \sum_{k=1}^{\infty} -\frac{1}{k} \left(\frac{\mu_i}{d + \alpha} \right)^k \\
&= \ln(d + \alpha) - \sum_{k=1}^{\infty} \frac{1}{k(d + \alpha)^k} \frac{1}{n} \sum_{i=1}^n \mu_i^k \\
&= \ln(d + \alpha) - \sum_{k=1}^{\infty} \frac{1}{k(d + \alpha)^k} \frac{W_k(G)}{n} \\
&\leq \ln(d + \alpha) - \sum_{k=1}^{\infty} \frac{1}{k(d + \alpha)^k} W_k(\mathbb{T}_d, o) \\
&= \ln(d + \alpha) - \sum_{k=1}^{\infty} \frac{1}{k(d + \alpha)^k} \int x^k d\mu_{KM}(x) \\
&= \ln(d + \alpha) + \int \ln \left(1 - \frac{x}{d + \alpha} \right) d\mu_{KM}(x) \\
&= \int \ln(d + \alpha - x) d\mu_{KM}(x).
\end{aligned}$$

Hence

$$W \leq \exp \left(n \int \ln(d + \alpha - x) d\mu_{KM}(x) \right).$$

When $\alpha = 1$, then $w_1(F) \geq 1$, and we get back the result of Kahale and Schulman (actually they used almost the same argument for acyclic orientations instead of forests). When $\alpha = 1/2$ then we get that the number of forests without isolated vertices denoted by $F_1(G)$ satisfies

$$F_1(G) \leq \exp \left(n \int \ln \left(d + \frac{1}{2} - x \right) d\mu_{KM}(x) \right) < d^n,$$

since $w_{1/2}(F) \geq 1$ for forests without isolated vertices.

Remark 7.1. One can explicitly compute the above integrals using a theorem of McKay [10]. For $|\gamma| < \frac{1}{2\sqrt{d-1}}$ let

$$J_d(\gamma) = \int \ln(1 - \gamma x) d\mu_{KM}(x).$$

Let

$$\eta = \frac{1 - (1 - 4(d-1)\gamma^2)^{1/2}}{2(d-1)\gamma^2}.$$

Then

$$J_d(\gamma) = -\ln \left(\eta \left(\frac{d - \eta}{d - 1} \right)^{(d-2)/2} \right).$$

Clearly, one needs to use that

$$\int \ln(d + \alpha - x) d\mu_{KM}(x) = \ln(d + \alpha) + J_d \left(\frac{1}{d + \alpha} \right).$$

This is how we got the explicit bound in Theorem 1.8 that does not appear in the original paper of Kahale and Schulman [6].

Now we are ready to improve on the result of Kahale and Schulman [6].

Proof. Let G be a d -regular graph on n vertices. Then the number of edges is $m = dn/2$. Let F_1 be the number of forests of G with at most cn connected components, where c is some constant that we will choose later. Let F_2 be the number of forests of G with more than cn connected components. In this latter case the number of edges of the forest is at most $e(F) = n - k(F) \leq (1 - c)n$. Then

$$F_1 \leq \exp \left(n \int \ln(d + \alpha - x) d\mu_{KM}(x) \right) \times \left(\frac{1}{\alpha} \right)^{cn}$$

since $F_1 \leq \sum_F w_\alpha(F) \left(\frac{1}{\alpha} \right)^{k(F)} \leq \sum_F w_\alpha(F) \left(\frac{1}{\alpha} \right)^{cn}$. For F_2 we use the trivial bound based on the fact that such a forest has at most $(1 - c)n$ edges.

$$F_2 \leq \sum_{k=0}^{(1-c)n} \binom{m}{k} \leq \exp \left(n \frac{d}{2} H \left(\frac{2(1-c)}{d} \right) \right).$$

Hence

$$F(G) \leq \exp \left(n \int \ln(d + \alpha - x) d\mu_{KM}(x) \right) \times \left(\frac{1}{\alpha} \right)^{cn} + \exp \left(n \frac{d}{2} H \left(\frac{2(1-c)}{d} \right) \right).$$

Next we choose α and c to make the two terms (approximately) the same, then we arrive to the bound $F(G) \leq 2C_d^n$. If we cannot find such c , then we can still use $c = 1$ to recover the bound of Kahale and Schulman (KS-bound in the table below) that corresponds to the choice $\alpha = 1, c = 1$. Besides, one can get rid of the constant 2 by the trick used in the proof of Theorem 1.5. The value of C_d is given in the table below. As we see we get a much better bound for $d = 5, 6, 7, 8$, and a slightly better bound for $d = 9$.

TABLE 2. Bounds on the number of forests for small d

d	new bound C_d	KS-bound	α	c
5	5.1965	5.5361	0.3084	0.0739
6	6.3367	6.5286	0.4482	0.0835
7	7.4290	7.5235	0.5917	0.0903
8	8.4843	8.5200	0.7374	0.0955
9	9.5116	9.5173	0.8844	0.0995

□

8. PROOF OF THEOREM 1.10

In this section we prove Theorem 1.10. Note that for a bipartite graph $G = (A, B, E)$ there is a strikingly simple argument giving

$$C(G)^{1/v(G)} \leq 2^{d/2} \left(1 - \frac{1}{2^d} \right)^{1/2}.$$

Indeed, if we consider the probability that a random edge subset spans a connected graph, then this probability is clearly smaller than the probability that on one side of

bipartition none of the vertices are isolated. Let S be a random subset of the edge set. If B_v is the bad event that the vertex $v \in A$ is isolated, then

$$\mathbb{P}(S \text{ spans a connected subgraph}) \leq \mathbb{P}\left(\bigcap_{v \in A} \overline{B_v}\right) = \prod_{v \in A} \mathbb{P}(\overline{B_v}) = \left(1 - \frac{1}{2^d}\right)^{v(G)/2}.$$

We used the fact that the events B_v for $v \in A$ are independent. This gives the above inequality.

In the general case there is no independence for all vertices. (Though we can take a large independent set of the vertex set instead of the set A .) Nevertheless we can easily overcome it by using one of Janson's inequalities. This needs some preparation.

Setup of Janson's inequalities. Let Ω be a fixed set and let R be a random subset of Ω by choosing $r \in R$ with probability p_r mutually independently of each other. Let $(A_i)_{i \in I}$ be subsets of Ω for some index set I . Let B_i be the event that $A_i \subseteq R$. Let X_i be the indicator random variable for the event B_i . Set

$$X = \sum_{i \in I} X_i.$$

It is, of course, the number of $A_i \subseteq R$. So the events $\bigcap_{i \in I} \overline{B_i}$ and $X = 0$ are identical. For $i, j \in I$ we say that $i \sim j$ if $A_i \cap A_j \neq \emptyset$, not that if $i \not\sim j$ then this is consistent with our previous notation that B_i and B_j are independent. Let

$$\Delta = \sum_{i \sim j} \mathbb{P}(B_i \cap B_j),$$

where the sum is over all ordered pairs, so $\Delta/2$ is the same sum for unordered pairs. Set

$$M = \prod_{i \in I} \mathbb{P}(\overline{B_i}).$$

This would be the probability of $\bigcap_{i \in I} \overline{B_i}$ if the events B_i were independent. Finally, set

$$\mu = \mathbb{E}X = \sum_{i \in I} \mathbb{P}(B_i).$$

Now we are ready to state Janson's inequalities.

Theorem 8.1 (Janson inequality [5]). *Let $(B_i)_{i \in I}$, M , Δ , μ be as above, and assume that $\mathbb{P}(B_i) \leq \varepsilon$ for all $i \in I$. Then*

$$M \leq \mathbb{P}\left(\bigcap_{i \in I} \overline{B_i}\right) \leq M \exp\left(\frac{1}{1 - \varepsilon} \cdot \frac{\Delta}{2}\right).$$

Proof of Theorem 1.10. Now let $R \subseteq E(G)$ be a set chosen uniformly at random. For a vertex v let A_v be the set of edges incident to the vertex v . Let B_v be the bad event that $A_v \subseteq R$. If one of B_v occurs, then $E(G) \setminus R$ cannot be connected since the vertex v would be an isolated vertex. We have

$$\mathbb{P}(B_v) = \frac{1}{2^d},$$

and

$$\Delta = \sum_{u \sim v} \mathbb{P}(B_u \cap B_v) = \frac{nd}{2^{2d-1}}.$$

Then using Janson's inequality with $\varepsilon = \frac{1}{2^d}$ we get that

$$C(G) \leq 2^{nd/2} \mathbb{P} \left(\bigcap_{v \in V} \overline{B_v} \right) \leq 2^{nd/2} \left(1 - \frac{1}{2^d} \right)^n \exp \left(\frac{nd}{2^d(2^d - 1)} \right).$$

Hence

$$C(G)^{1/n} \leq 2^{d/2} \left(1 - \frac{1}{2^d} \right) \exp \left(\frac{d}{2^d(2^d - 1)} \right).$$

□

9. PROOF OF THEOREM 1.11

In this section we prove Theorem 1.11.

Proof of Theorem 1.11. Let us consider

$$Z_{\text{RC}}(G, q, w) = \sum_{A \subseteq E(G)} q^{k(A)} w^{|A|}.$$

We show that if $0 < q \leq 1$ and $w \geq 0$, then

$$Z_{\text{RC}}(G, q, w) \leq q^{v(G)} \left(1 + \frac{w}{q} \right)^{e(G)}.$$

Indeed,

$$q^{v(G)} \left(1 + \frac{w}{q} \right)^{e(G)} = \sum_{A \subseteq E(G)} q^{v(G)} \left(\frac{w}{q} \right)^{|A|}.$$

So it is enough to show that

$$q^{k(A)} w^{|A|} \leq q^{v(G)} \left(\frac{w}{q} \right)^{|A|},$$

equivalently $1 \leq q^{v(G)-k(A)-|A|}$ which is indeed true since $|A| + k(A) \geq v(G)$ and $0 < q \leq 1$. Let us apply this inequality to $q = \frac{d-2}{2}$ and $w = 1$. Note that $0 < q \leq 1$ since $2 < d \leq 4$. Observe also that just by keeping the connected spanning subgraphs A we have

$$qC(G) \leq Z_{\text{RC}}(G, q, 1) \leq q^{v(G)} \left(1 + \frac{1}{q} \right)^{e(G)}.$$

By substituting $q = \frac{d-2}{2}$ and evaluating the right hand side we get that

$$C(G) \leq \frac{2}{d-2} \exp \left(\frac{d}{2} H \left(\frac{2}{d} \right) \right)^{v(G)}.$$

□

Acknowledgment. The second author thanks Ferenc Bencs for the useful discussions and the computation of the Tutte polynomial of the 6×6 toroidal grid.

REFERENCES

- [1] A. E. Brouwer and W. Haemers: Spectra of graphs, Springer, 2011
- [2] N. Calkin, C. Merino, S. Noble, and M. Noy: Improved bounds for the number of forests and acyclic orientations in the square lattice, *The Electronic Journal of Combinatorics* **10**(1) (2003)
- [3] R. Conde and C. Merino: Comparing the number of acyclic and totally cyclic orientations with that of spanning trees of a graph, *Int. J. Math. Com* **2** (2009), pp. 79–89
- [4] P. Csikvári: Lower matching conjecture, and a new proof of Schrijver’s and Gurvits’s theorems, *Journal of the European Mathematical Society* **19**(6) (2017), pp. 1811–1844
- [5] S. Janson, T. Łuczak, and A. Ruciński: An exponential bound for the probability of nonexistence of a specified subgraph in a random graph, *Institute for Mathematics and its Applications (USA)*, 1988.
- [6] N. Kahale and L. J. Schulman: Bounds on the chromatic polynomial and on the number of acyclic orientations of a graph, *Combinatorica* **16**(3) (1996), pp. 383–397
- [7] D. J. Kleitman and K. J. Winston: Forests and score vectors, *Combinatorica* **1**(1) (1981), pp. 49–54
- [8] L. Kozma and S. Moran: Shattering, graph orientations, and connectivity, *The Electronic Journal of Combinatorics* **20**(3) (2013) P44
- [9] N. Linial: Lifts of graphs, (talk slides), http://www.cs.huji.ac.il/~nati/PAPERS/lifts_talk.pdf
- [10] B. D. McKay: Spanning trees in regular graphs, *European Journal of Combinatorics* **4**(2), (1983), pp. 149–160
- [11] B. D. McKay, The expected eigenvalue distribution of a large regular graph, *Linear Algebra Appl.* **40** (1981), pp. 203–216.
- [12] C. Merino and D. J. A. Welsh: Forests, colorings and acyclic orientations of the square lattice, *Annals of Combinatorics* **3** (1999), pp. 417–429
- [13] R. C. Read: An introduction to chromatic polynomials, *Journal of Combinatorial Theory* **4** (1968), pp. 52–71
- [14] R. P. Stanley: Acyclic orientations of graphs, *Discrete Mathematics*, **5**(2) (1973), pp. 171–178,
- [15] C. Thomassen: Spanning trees and orientations of graphs, *Journal of Combinatorics* **1**(2) (2010), pp. 101–111
- [16] H. Whitney: A logical expansion in mathematics, *Bull. Amer. Math. Soc.* **38** (1932), pp. 572–579.

ELTE: EÖTVÖS LORÁND UNIVERSITY, H-1117 BUDAPEST, PÁZMÁNY PÉTER SÉTÁNY 1/C
E-mail address: marton.borbenyi@gmail.com

MTA-ELTE GEOMETRIC AND ALGEBRAIC COMBINATORICS RESEARCH GROUP & ELTE: EÖTVÖS LORÁND UNIVERSITY, MATHEMATICS INSTITUTE, DEPARTMENT OF COMPUTER SCIENCE, H-1117 BUDAPEST, PÁZMÁNY PÉTER SÉTÁNY 1/C
E-mail address: peter.csikvari@gmail.com

ELTE: EÖTVÖS LORÁND UNIVERSITY, H-1117 BUDAPEST, PÁZMÁNY PÉTER SÉTÁNY 1/C
E-mail address: luohrelte@gmail.com