

Estimating the Number of Components in Finite Mixture Models via the Group-Sort-Fuse Procedure

Tudor Manole*, Abbas Khalili†

Department of Statistics and Data Science, Carnegie Mellon University*

Department of Mathematics and Statistics, McGill University†

tmanole@andrew.cmu.edu, abbas.khalili@mcgill.ca

April 7, 2024

Abstract

Estimation of the number of components (or order) of a finite mixture model is a long standing and challenging problem in statistics. We propose the Group-Sort-Fuse (GSF) procedure—a new penalized likelihood approach for simultaneous estimation of the order and mixing measure in multidimensional finite mixture models. Unlike methods which fit and compare mixtures with varying orders using criteria involving model complexity, our approach directly penalizes a continuous function of the model parameters. More specifically, given a conservative upper bound on the order, the GSF groups and sorts mixture component parameters to fuse those which are redundant. For a wide range of finite mixture models, we show that the GSF is consistent in estimating the true mixture order and achieves the $n^{-1/2}$ convergence rate for parameter estimation up to polylogarithmic factors. The GSF is implemented for several univariate and multivariate mixture models in the R package `GroupSortFuse`. Its finite sample performance is supported by a thorough simulation study, and its application is illustrated on two real data examples.

1 Introduction

Mixture models are a flexible tool for modelling data from a population consisting of multiple hidden homogeneous subpopulations. Applications in economics (Bosch-Domènech et al., 2010), genetics (Bechtel et al., 1993) and other life sciences (Thompson et al., 1998; Morris et al., 1996) frequently employ mixture distributions. A comprehensive review of statistical inference and applications of finite mixture models can be found in the book by McLachlan and Peel (2000).

Given integers $N, d \geq 1$, let $\mathcal{F} = \{f(\mathbf{y}; \boldsymbol{\theta}) : \boldsymbol{\theta} = (\theta_1, \theta_2, \dots, \theta_d)^\top \in \Theta \subseteq \mathbb{R}^d, \mathbf{y} \in \mathcal{Y} \subseteq \mathbb{R}^N\}$ be a parametric family of density functions with respect to a σ -finite measure ν . The density

function of a finite mixture model with respect to \mathcal{F} is given by

$$p_G(\mathbf{y}) = \int_{\Theta} f(\mathbf{y}; \boldsymbol{\theta}) dG(\boldsymbol{\theta}) = \sum_{j=1}^K \pi_j f(\mathbf{y}; \boldsymbol{\theta}_j), \quad (1.1)$$

where

$$G = \sum_{j=1}^K \pi_j \delta_{\boldsymbol{\theta}_j} \quad (1.2)$$

is the mixing measure with $\boldsymbol{\theta}_j = (\theta_{j1}, \dots, \theta_{jd})^\top \in \Theta$, $j = 1, 2, \dots, K$, and the mixing probabilities $0 \leq \pi_j \leq 1$ satisfy $\sum_{j=1}^K \pi_j = 1$. Here, $\delta_{\boldsymbol{\theta}}$ denotes a Dirac measure placing mass at $\boldsymbol{\theta} \in \Theta$. The $\boldsymbol{\theta}_j$ are said to be atoms of G , and K is called the *order* of the model.

Let $\mathbf{Y}_1, \dots, \mathbf{Y}_n$ be a random sample from a finite mixture model (1.1) with true mixing measure $G_0 = \sum_{j=1}^{K_0} \pi_{0j} \delta_{\boldsymbol{\theta}_{0j}}$. The true order K_0 is defined as the smallest number of atoms of G_0 for which the component densities $f(\cdot; \boldsymbol{\theta}_{0j})$ are different, and the mixing proportions π_{0j} are non-zero. This manuscript is concerned with parametric estimation of the true order K_0 .

In practice, the order of a finite mixture model may not be known. An assessment of the order is important even if it is not the main object of study. Indeed, a mixture model whose order is less than the true number of underlying subpopulations provides a poor fit, while a model with too large of an order, which is said to be overfitted, may be overly complex and hence uninformative. From a theoretical standpoint, estimation of overfitted finite mixture models leads to a deterioration in rates of convergence of standard parametric estimators. Indeed, given a consistent estimator G_n of G_0 with $K > K_0$ atoms, the parametric $n^{-1/2}$ convergence rate is generally not achievable. Under the so-called second-order strong identifiability condition, [Chen \(1995\)](#) and [Ho et al. \(2016b\)](#) showed that the optimal pointwise rate of convergence in estimating G_0 is bounded below by $n^{-1/4}$ with respect to an appropriate Wasserstein metric. In particular, this rate is achieved by the maximum likelihood estimator up to a polylogarithmic factor. Minimax rates of convergence have also been established by [Heinrich and Kahn \(2018\)](#), under stronger regularity conditions on the parametric family \mathcal{F} . Remarkably, these rates deteriorate as the upper bound K increases. This behaviour has also been noticed for pointwise rates of estimation in mixtures which do not satisfy the second-order strong identifiability assumption—see for instance [Chen and Chen \(2003\)](#) and [Ho et al. \(2016a\)](#). These results warn against fitting finite mixture models with an incorrectly specified order. In addition to poor convergence rates, the consistency of G_n does not guarantee the consistent estimation of the mixing probabilities and atoms of the true mixing measure, though they are of greater interest in most applications.

The aforementioned challenges have resulted in the development of many methods for estimating the order of a finite mixture model. It is difficult to provide a comprehensive list of the research on this problem, and thus we give a selective overview. One class of methods involves hypothesis testing on the order using likelihood-based procedures ([McLachlan, 1987](#); [Dacunha-Castelle et al., 1999](#); [Liu and Shao, 2003](#)), and the EM-test ([Chen and Li, 2009](#); [Li and Chen, 2010](#)). These tests typically assume knowledge of a candidate order; when such

a candidate is unavailable, estimation methods can be employed. Minimum distance-based methods for estimating K_0 have been considered by [Chen and Kalbfleisch \(1996\)](#), [James et al. \(2001\)](#), [Woo and Sriram \(2006\)](#), [Heinrich and Kahn \(2018\)](#), and [Ho et al. \(2017\)](#). The most common parametric methods involve the use of an information criterion, whereby a penalized likelihood function is evaluated for a sequence of candidate models. Examples include Akaike’s Information Criterion (AIC; [Akaike \(1974\)](#)) and the Bayesian Information Criterion (BIC; [Schwarz \(1978\)](#)). The latter is arguably the most frequently used method for mixture order estimation ([Leroux, 1992](#); [Keribin, 2000](#); [McLachlan and Peel, 2000](#)), though it was not originally developed for non-regular models. This led to the development of information criteria such as the Integrated Completed Likelihood (ICL; [Biernacki et al. \(2000\)](#)), and the Singular BIC (sBIC; [Drton and Plummer \(2017\)](#)). Purely Bayesian methods include the works of [Richardson and Green \(1997\)](#), [Stephens \(2000\)](#), and [Ishwaran et al. \(2001\)](#). Motivated by regularization techniques in regression, [Chen and Khalili \(2008\)](#) proposed a penalized likelihood method for order estimation in finite mixture models with a one-dimensional parameter space Θ , where the regularization is applied to the difference between sorted atoms of the mixture components in overfitted mixture models. [Hung et al. \(2013\)](#) adapted this method to estimation of the number of states in Gaussian Hidden Markov models, which was also limited to one-dimensional parameters for different states. Despite its model selection consistency and good finite sample performance, the extension of this method to multidimensional mixtures has not been addressed. In this manuscript, we take on this task and propose a far-reaching generalization called the Group-Sort-Fuse (GSF) procedure.

The GSF postulates an overfitted finite mixture model with a large tentative order $K > K_0$. The true order K_0 and the mixing measure G_0 are simultaneously estimated by merging redundant mixture components, by applying two penalties on the log-likelihood function of the model. The first of these penalties groups the estimated atoms, while the second penalty shrinks the distances between those which are in high proximity. The latter is achieved by applying a sparsity-inducing regularization function to consecutive distances between these atoms, sorted using a so-called *cluster ordering* (Definition 2). Unlike most existing methods, this form of regularization, which uses continuous functions of the model parameters as penalties, circumvents the fitting of mixture models of all orders $1, 2, \dots, K$. In our simulations we noticed that using EM-type algorithms ([Dempster et al., 1977](#)), the GSF is less sensitive to the choice of starting values than methods which involve maximizing likelihoods of mixture models with different orders. By increasing the amount of regularization, the GSF produces a series of fitted mixture models with decreasing orders, as shown in Figure 1 (and 5) for a simulated dataset. This qualitative representation, inspired by coefficient plots in penalized regression ([Friedman et al., 2008](#)), can also provide insight on the mixture order and parameter estimates for purposes of exploratory data analysis.

The main contributions of this manuscript are summarized as follows. For a wide range of second-order strongly identifiable parametric families, the GSF is shown to consistently estimate the true order K_0 , and achieves the $n^{-1/2}$ rate of convergence in parameter estimation up to polylogarithmic factors. To achieve this result, the sparsity-inducing penalties used in the GSF must satisfy conditions which are nonstandard in the regularization liter-

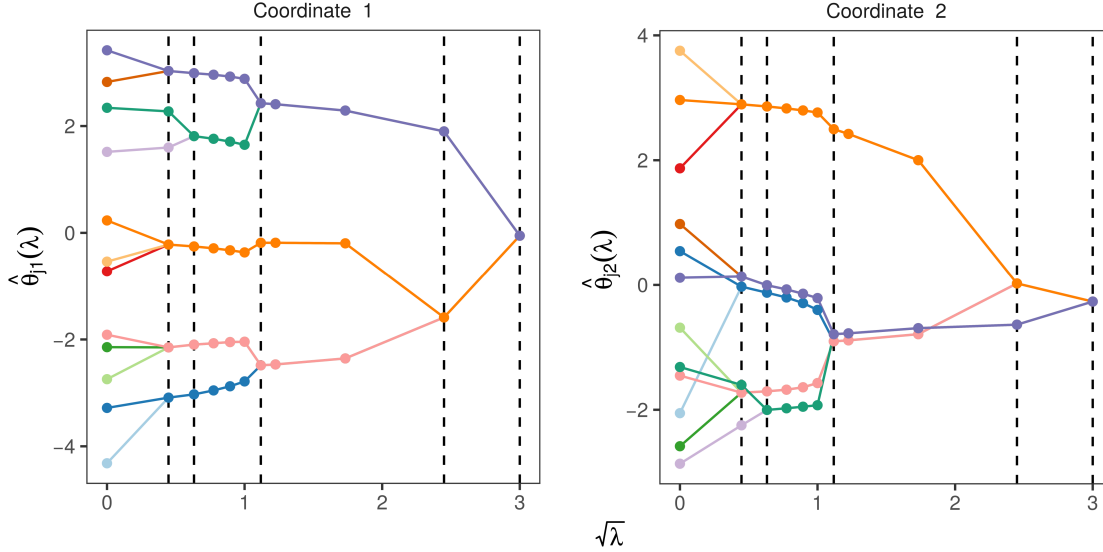


Figure 1: Regularization plots based on simulated data from a Gaussian mixture in mean with $K_0 = 5, d = 2$. The fitted atoms $\hat{\theta}_j(\lambda) = (\hat{\theta}_{j1}(\lambda), \hat{\theta}_{j2}(\lambda))^\top$, $j = 1, \dots, K = 12$, are plotted against a regularization parameter λ . Across coordinates, each estimated atom is identified by a unique color.

ature. We also derived, for the first time, sufficient conditions for the strong identifiability of multinomial mixture models. Thorough simulation studies based on multivariate location-Gaussian and multinomial mixture models show that the GSF performs well in practice. The method is implemented for several univariate and multivariate mixture models in the R package `GroupSortFuse`^{*}.

The rest of this manuscript is organized as follows. We describe the GSF method, and compare it to a naive alternative in Section 2. Asymptotic properties of the method are studied in Section 3. Our simulation results and two real data examples are respectively presented in Sections 4 and 5. We close with some discussions in Section 6. Regularity conditions, proofs, numerical implementation, and additional simulation results are provided in Supplements A–F.

Notation. Throughout the manuscript, $|A|$ denotes the cardinality of a set A , and for any integer $K \geq 1$, $A^K = A \times \dots \times A$ denotes the K -fold Cartesian product of A with itself. S_K denotes the set of permutations on K elements $\{1, 2, \dots, K\}$. Given a vector $\mathbf{x} = (x_1, \dots, x_d)^\top \in \mathbb{R}^d$, we denote its ℓ_p -norm by $\|\mathbf{x}\|_p = \left(\sum_{j=1}^d |x_j|^p\right)^{\frac{1}{p}}$, for all $1 \leq p < \infty$. In the case of the Euclidean norm $\|\cdot\|_2$, we omit the subscript and write $\|\cdot\|$. Given two sequences of real numbers $\{a_n\}_{n=1}^\infty$ and $\{b_n\}_{n=1}^\infty$, we write $a_n \lesssim b_n$ to indicate that there exists a constant $C > 0$ such that $a_n \leq Cb_n$ for all $n \geq 1$. We write $a_n \asymp b_n$ if $a_n \lesssim b_n \lesssim a_n$. For any $a, b \in \mathbb{R}$, we write $a \wedge b = \min\{a, b\}$, $a \vee b = \max\{a, b\}$, and $a_+ = a \vee 0$. Finally, we let $\mathcal{G}_K = \{G : G = \sum_{j=1}^K \pi_j \delta_{\theta_j}, \theta_j \in \Theta, \pi_j \geq 0, \sum_{j=1}^K \pi_j = 1\}$ be the class of mixing measures

^{*}<https://github.com/tmanole/GroupSortFuse>

with at most K components.

2 The Group-Sort-Fuse (GSF) Method

Let $\mathbf{Y}_1, \mathbf{Y}_2, \dots, \mathbf{Y}_n$ be a random sample arising from p_{G_0} , where $G_0 \in \mathcal{G}_{K_0}$ is the true mixing measure with unknown order K_0 . Assume an upper bound K on K_0 is known. The log-likelihood function of a mixing measure G with $K > K_0$ atoms is said to be overfitted, and is defined by

$$l_n(G) = \sum_{i=1}^n \log p_G(\mathbf{Y}_i). \quad (2.1)$$

The overfitted maximum likelihood estimator (MLE) of G is given by

$$\bar{G}_n = \sum_{j=1}^K \bar{\pi}_j \delta_{\bar{\theta}_j} = \operatorname{argmax}_{G \in \mathcal{G}_K} l_n(G). \quad (2.2)$$

As discussed in the Introduction, though the overfitted MLE is consistent in estimating G_0 under suitable metrics, it suffers from slow rates of convergence and is typically inconsistent in estimating the atoms of G_0 . This lack of parameter estimation consistency occurs for fitted atoms whose corresponding fitted mixing probabilities vanish. Furthermore, from a model selection standpoint, \bar{G}_n typically has order greater than K_0 . In practice, \bar{G}_n therefore overfits the data in the following two ways: (1) certain fitted mixing probabilities $\bar{\pi}_j$ may be near-zero, and (2) some of the estimated atoms $\bar{\theta}_j$ may be in high proximity to each other. In this section, we propose a penalized maximum likelihood approach which circumvents both types of overfitting, thus leading to a consistent estimator of K_0 .

Overfitting (1) can readily be addressed by imposing a lower bound on the mixing probabilities, as was considered by [Hathaway \(1986\)](#). This lower bound, however, could be particularly challenging to specify in overfitted mixture models. An alternative approach is to penalize against near-zero mixing probabilities ([Chen and Kalbfleisch, 1996](#)). Thus, we begin by considering the following preliminary penalized likelihood function

$$l_n(G) - \varphi(\pi_1, \dots, \pi_K), \quad G \in \mathcal{G}_K, \quad (2.3)$$

where φ is a nonnegative penalty function such that $\varphi(\pi_1, \dots, \pi_K) \rightarrow \infty$ as $\min_{1 \leq j \leq K} \pi_j \rightarrow 0$. We further require that φ is invariant to relabeling of its arguments, i.e. $\varphi(\pi_1, \dots, \pi_K) = \varphi(\pi_{\tau(1)}, \dots, \pi_{\tau(K)})$, for any permutation $\tau \in S_K$. Examples of φ are given at the end of this section. The presence of this penalty ensures that the maximizer of (2.3) has mixing probabilities which stay bounded away from zero. Consequently, as shown in [Theorem 1](#) below, this preliminary estimator is consistent in estimating the atoms of G_0 , unlike the overfitted MLE in (2.2). It does not, however, consistently estimate the order K_0 of G_0 , as it does not address overfitting (2).

Our approach is to introduce a second penalty term which has the effect of merging fitted

atoms that are in high proximity. We achieve this by applying a sparsity-inducing penalty r_{λ_n} to the distances between appropriately chosen pairs of atoms of the overfitted mixture model with order K . It is worth noting that one could naively apply r_{λ_n} to all $\binom{K}{2}$ pairwise atom distances. Our simulations, however, suggest that such an exhaustive form of penalization increases the sensitivity of the estimator to the upper bound K , as shown in Figure 3. Instead, given a carefully chosen sorting of the atoms in \mathbb{R}^d , our method merely penalizes their $K - 1$ consecutive distances. To describe this approach, we require the following definitions.

Definition 1. Let $\mathbf{t}_1, \mathbf{t}_2, \dots, \mathbf{t}_K \in \Theta \subseteq \mathbb{R}^d$, and let $\mathcal{P} = \{\mathcal{C}_1, \mathcal{C}_2, \dots, \mathcal{C}_H\}$ be a partition of $\{\mathbf{t}_1, \mathbf{t}_2, \dots, \mathbf{t}_K\}$, for some integer $1 \leq H \leq K$. Suppose

$$\max_{\mathbf{t}_i, \mathbf{t}_j \in \mathcal{C}_h} \|\mathbf{t}_i - \mathbf{t}_j\| < \min_{\substack{\mathbf{t}_i \in \mathcal{C}_h \\ \mathbf{t}_l \notin \mathcal{C}_h}} \|\mathbf{t}_i - \mathbf{t}_l\|, \quad h = 1, 2, \dots, H. \quad (2.4)$$

Then, each set \mathcal{C}_h is said to be an atom cluster, and \mathcal{P} is said to be a cluster partition.

The penalization in (2.3) (asymptotically) induces a cluster partition $\{\mathcal{C}_1, \dots, \mathcal{C}_{K_0}\}$ of the estimated atoms. Heuristically, the estimated atoms falling within each atom cluster \mathcal{C}_h approximate some true atom $\boldsymbol{\theta}_{0j}$, and the goal of the GSF is to merge these estimates, as illustrated in Figure 2. To do so, the GSF hinges on the notion of *cluster ordering* which we now define.

Definition 2. Let $\mathbf{t} = (\mathbf{t}_1, \dots, \mathbf{t}_K) \in \Theta^K$. A cluster ordering is a permutation $\alpha_{\mathbf{t}} : \{1, \dots, K\} \rightarrow \{1, \dots, K\}$ such that the following two properties hold

- (i) *Symmetry.* For any permutation $\tau \in S_K$, if $\mathbf{t}' = (\mathbf{t}_{\tau(1)}, \dots, \mathbf{t}_{\tau(K)})$, then $\alpha_{\mathbf{t}'} = \alpha_{\mathbf{t}}$.
- (ii) *Atom Ordering.* For any integer $1 \leq H \leq K$ and for any cluster partition $\mathcal{P} = \{\mathcal{C}_1, \mathcal{C}_2, \dots, \mathcal{C}_H\}$ of $\{\mathbf{t}_1, \dots, \mathbf{t}_K\}$, $\alpha_{\mathbf{t}}^{-1}(\{j : \mathbf{t}_j \in \mathcal{C}_h\})$ is a set of consecutive integers for all $h = 1, 2, \dots, H$.

If $t_1, \dots, t_K \in \Theta \subseteq \mathbb{R}$ and $\mathbf{t} = (t_1, \dots, t_K)$, then the permutation $\alpha_{\mathbf{t}} \in S_K$ which induces the natural ordering $t_{\alpha_{\mathbf{t}}(1)} \leq \dots \leq t_{\alpha_{\mathbf{t}}(K)}$ is a cluster ordering. To establish the existence of cluster orderings when $\Theta \subseteq \mathbb{R}^d$, note that property (ii) is satisfied for any permutation $\alpha_{\mathbf{t}} \in S_K$ such that

$$\alpha_{\mathbf{t}}(k) = \underset{\substack{1 \leq j \leq K \\ j \notin \{\alpha_{\mathbf{t}}(i) : 1 \leq i \leq k-1\}}}{\operatorname{argmin}} \|\mathbf{t}_j - \mathbf{t}_{\alpha_{\mathbf{t}}(k-1)}\|, \quad k = 2, 3, \dots, K. \quad (2.5)$$

$\alpha_{\mathbf{t}}$ further satisfies property (i) provided $\alpha_{\mathbf{t}}(1)$ is invariant to relabeling of the components of \mathbf{t} . One such choice is shown in Figure 2 based on a simulated sample.

Given a mixing measure $G = \sum_{j=1}^K \pi_j \delta_{\boldsymbol{\theta}_j}$ with $\boldsymbol{\theta} = (\boldsymbol{\theta}_1, \dots, \boldsymbol{\theta}_K)$, let $\alpha_{\boldsymbol{\theta}}$ be a cluster ordering. For ease of notation, in what follows we write $\alpha \equiv \alpha_{\boldsymbol{\theta}}$. Let $\boldsymbol{\eta}_j = \boldsymbol{\theta}_{\alpha(j+1)} - \boldsymbol{\theta}_{\alpha(j)}$, for all $j = 1, 2, \dots, K - 1$. We define the penalized log-likelihood function

$$L_n(G) = l_n(G) - \varphi(\pi_1, \dots, \pi_K) - n \sum_{j=1}^{K-1} r_{\lambda_n}(\|\boldsymbol{\eta}_j\|; \omega_j), \quad (2.6)$$

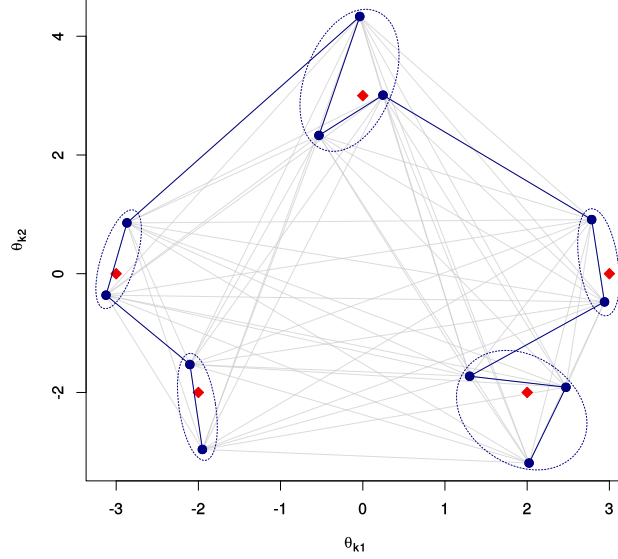


Figure 2: Illustration of a cluster partition \mathcal{P} and a cluster ordering $\alpha_{\hat{\theta}}$ by the GSF with $K = 12$, based on the same simulated sample as in Figure 1, with true atoms $\theta_{01}, \dots, \theta_{05}$ denoted by lozenges (\blacklozenge), and atoms $\hat{\theta} = (\hat{\theta}_1, \dots, \hat{\theta}_{12})$, obtained by maximizing the penalized likelihood (2.3), denoted by disks (\bullet). The ellipses (...) represent a choice of \mathcal{P} with $K_0 = 5$ atom clusters. The thick line (—) represents a cluster ordering $\alpha_{\hat{\theta}}$, in the sense that $\alpha_{\hat{\theta}}(1)$ is the index of the bottommost point, $\alpha_{\hat{\theta}}(2)$ is the index of the following point on the line, and so on. The grey lines (—) represent all the pairwise distances penalized by the naive method defined in Figure 3.

where the penalty $r_{\lambda_n}(\eta; \omega)$ is a non-smooth function at $\eta = 0$ for all $\omega > 0$, satisfying conditions (P1)-(P3) discussed in Section 3. In particular, $\lambda_n \geq 0$ is a regularization parameter, and the $\omega_j \equiv \omega_j(G) > 0$ are possibly random weights as defined in Section 3. Property (i) in Definition 2, and the invariance of φ to relabelling of its arguments, guarantee that $L_n(G)$ is well-defined in the sense that it does not change upon relabelling the atoms of G . Finally, the Maximum Penalized Likelihood Estimator (MPLE) of G is given by

$$\hat{G}_n = \sum_{j=1}^K \hat{\pi}_j \delta_{\hat{\theta}_j} = \operatorname{argmax}_{G \in \mathcal{G}_K} L_n(G). \quad (2.7)$$

To summarize, the penalty φ ensures the asymptotic existence of a cluster partition $\{\mathcal{C}_1, \dots, \mathcal{C}_{K_0}\}$ of $\{\hat{\theta}_1, \dots, \hat{\theta}_K\}$. Heuristically, the estimated atoms in each \mathcal{C}_h approximate one of the atoms of G_0 , and the goal of the GSF is to merge their values to be equal. To achieve this, Property (ii) of Definition 2 implies that any cluster ordering α is amongst the permutations in S_K which maximize the number of indices j such that $\theta_{\alpha(j)}, \theta_{\alpha(j+1)} \in \mathcal{C}_h$, and minimize the number of indices l such that $\theta_{\alpha(l)} \in \mathcal{C}_h$ and $\theta_{\alpha(l+1)} \notin \mathcal{C}_h$, for all $h = 1, \dots, K_0$. Thus our choice of α maximizes the number of penalty terms $r_{\lambda_n}(\|\eta_j\|; \omega_j)$ acting on distances between atoms of the same atom cluster \mathcal{C}_h . The non-differentiability of r_{λ_n} at zero ensures that, asymptotically, $\hat{\eta}_j = \mathbf{0}$ or equivalently $\hat{\theta}_{\alpha(j)} = \hat{\theta}_{\alpha(j+1)}$ for certain indices j , and thus the effective order of \hat{G}_n becomes strictly less than the postulated upper bound K . This is how the GSF

simultaneously estimates both the mixture order and the mixing measure. The choice of the tuning parameter λ_n determines the size of the penalty r_{λ_n} and thus the estimated mixture order. In Section 3 we prove the existence of a sequence λ_n for which \widehat{G}_n has order K_0 with probability tending to one, under certain regularity conditions, and in Section 4 we discuss data-driven choices of λ_n .

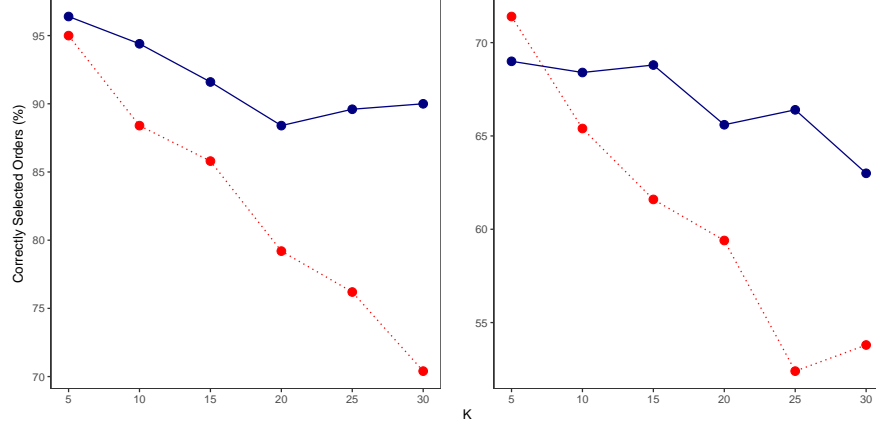


Figure 3: A comparison of the GSF (—), and the naive alternative (...) given by $\arg\max_{G \in \mathcal{G}_K} \left\{ l_n(G) - \varphi(\pi_1, \dots, \pi_K) - n \sum_{j \neq k} r_{\lambda_n}(\|\theta_j - \theta_k\|; \omega_{jk}) \right\}$, for some weights ω_{jk} . The results are based on 500 simulated samples of size $n = 200$ from the bivariate Gaussian mixture Models F.1 (left, $K_0 = 2$) and F.2 (right, $K_0 = 3$) given in Supplement F. Each point represents the percentage of times that a method with the upper bound K correctly estimated K_0 .

Examples of the penalties φ and r_{λ_n} . We now discuss some examples of penalty functions φ and r_{λ_n} . The functions $\varphi(\pi_1, \dots, \pi_K) \propto -\sum_{j=1}^K \log \pi_j$ and $\varphi(\pi_1, \pi_2, \dots, \pi_K) \propto \sum_{j=1}^K \pi_j^{-\iota}$ (for some $\iota > 0$) were used by [Chen and Kalbfleisch \(1996\)](#) in the context of distance-based methods for mixture order estimation. As seen in Supplement D, the former is computationally convenient for EM-type algorithms. [Li et al. \(2009\)](#) also discuss the function $\varphi(\pi_1, \pi_2, \dots, \pi_K) \propto -\min_{1 \leq j \leq K} \log \pi_j$ in the context of hypothesis testing for the mixture order, which is more severe (up to a constant) than the former two penalties.

Regarding r_{λ_n} , satisfying conditions (P1)-(P3) in Section 3, we consider the following three penalties. For convenience, the first two penalties are written in terms of their first derivatives with respect to η .

1. The Smoothly Clipped Absolute Deviation (SCAD; [Fan and Li \(2001\)](#)),

$$r'_{\lambda_n}(\eta; \omega) \equiv r'_{\lambda_n}(\eta) = \lambda_n I\{|\eta| \leq \lambda_n\} + \frac{(a\lambda_n - |\eta|)_+}{a-1} I\{|\eta| > \lambda_n\}, \quad a > 2.$$

2. The Minimax Concave Penalty (MCP; [Zhang et al. \(2010\)](#)),

$$r'_{\lambda_n}(\eta; \omega) \equiv r'_{\lambda_n}(\eta) = \left(\lambda_n - \frac{|\eta|}{a} \right)_+, \quad a > 1.$$

3. The Adaptive Lasso (ALasso; [Zou \(2006\)](#)),

$$r_{\lambda_n}(\eta; \omega) = \lambda_n w |\eta|.$$

The Lasso penalty $r_{\lambda_n}(\eta; \omega) = \lambda_n |\eta|$ does not satisfy all the conditions (P1)-(P3), and is further discussed in [Section 3](#).

3 Asymptotic Study

In this section, we study asymptotic properties of the GSF method, beginning with some preliminaries. Inspired by [Nguyen \(2013\)](#), we analyze the convergence of mixing measures in \mathcal{G}_K using the Wasserstein distance. Recall that the Wasserstein distance of order $r \geq 1$ between two mixing measures $G = \sum_{j=1}^K \pi_j \delta_{\theta_j}$ and $G' = \sum_{k=1}^{K'} \pi'_k \delta_{\theta'_k}$ is given by

$$W_r(G, G') = \left(\inf_{\mathbf{q} \in \mathcal{Q}(\pi, \pi')} \sum_{j=1}^K \sum_{k=1}^{K'} q_{jk} \|\theta_j - \theta'_k\|^r \right)^{\frac{1}{r}}, \quad (3.1)$$

where $\mathcal{Q}(\pi, \pi')$ denotes the set of joint probability distributions $\mathbf{q} = \{q_{jk} : 1 \leq j \leq K, 1 \leq k \leq K'\}$ supported on $\{1, 2, \dots, K\} \times \{1, 2, \dots, K'\}$, such that $\sum_{j=1}^K q_{jk} = \pi'_k$ and $\sum_{k=1}^{K'} q_{jk} = \pi_j$. We note that the ℓ_2 -norm of the underlying parameter space Θ is embedded into the definition of W_r . The distance between two mixing measures is thus largely controlled by that of their atoms. The definition of W_r also bypasses the non-identifiability issues arising from mixture label switching. These considerations make the Wasserstein distance a natural metric for the space \mathcal{G}_K .

A regularity condition which arises in likelihood-based asymptotic theory of finite mixture models with unknown order, called strong identifiability (in the second-order), is defined as follows.

Definition 3 (Strong Identifiability; [Chen \(1995\)](#); [Ho et al. \(2016b\)](#)). *The parametric family \mathcal{F} is said to be strongly identifiable (in the second-order) if $f(\mathbf{y}; \boldsymbol{\theta})$ is twice differentiable with respect to $\boldsymbol{\theta}$ for all $\mathbf{y} \in \mathcal{Y}$, and the following assumption holds for all integers $K \geq 1$.*

(SI) *Given distinct $\boldsymbol{\theta}_1, \dots, \boldsymbol{\theta}_K \in \Theta$, if we have $\zeta_j \in \mathbb{R}$, $\boldsymbol{\beta}_j, \boldsymbol{\gamma}_j \in \mathbb{R}^d$, $j = 1, 2, \dots, K$, such that*

$$\operatorname{ess\,sup}_{\mathbf{y} \in \mathcal{Y}} \left| \sum_{j=1}^K \left\{ \zeta_j f(\mathbf{y}; \boldsymbol{\theta}_j) + \boldsymbol{\beta}_j^\top \frac{\partial f(\mathbf{y}; \boldsymbol{\theta}_j)}{\partial \boldsymbol{\theta}} + \boldsymbol{\gamma}_j^\top \frac{\partial^2 f(\mathbf{y}; \boldsymbol{\theta}_j)}{\partial \boldsymbol{\theta} \partial \boldsymbol{\theta}^\top} \boldsymbol{\gamma}_j \right\} \right| = 0$$

then $\zeta_j = 0$, $\boldsymbol{\beta}_j = \boldsymbol{\gamma}_j = \mathbf{0} \in \mathbb{R}^d$, for all $j = 1, 2, \dots, K$.

For strongly identifiable mixture models, the likelihood ratio statistic with respect to the overfitted MLE \bar{G}_n is stochastically bounded (Dacunha-Castelle et al., 1999). In addition, under condition (SI), upper bounds relating the Wasserstein distance between mixing measures G and G' to the Hellinger distance between the corresponding densities p_G and $p_{G'}$ have been established by Ho et al. (2016b). In particular, there exist $\delta_0, c_0 > 0$ depending on the true mixing measure G_0 such that for any $G \in \mathcal{G}_K$ satisfying $W_2(G, G_0) < \delta_0$,

$$h(p_G, p_{G'}) \geq c_0 W_2^2(G, G'), \quad (3.2)$$

where h denotes the Hellinger distance, given by

$$h(p_G, p_{G'}) = \left(\frac{1}{2} \int (\sqrt{p_G} - \sqrt{p_{G'}})^2 d\nu \right)^{\frac{1}{2}}.$$

Specific statements and discussion of these results can be found in Supplement B, and are used throughout the proofs of our Theorems 1-3. Further discussions of condition (SI) follow after Theorem 3. We also require regularity conditions (A1)-(A4) on the parametric family \mathcal{F} , and condition (C) on the cluster ordering α_t , which are stated in Supplement A. Throughout this section, we assume that the parameter space Θ is compact.

Given $G = \sum_{j=1}^K \pi_j \delta_{\theta_j} \in \mathcal{G}_K$, we now define a choice of the weights $\omega_j \equiv \omega_j(G)$ for the penalty function r_{λ_n} in (2.6), which are random and depend on G . It should be noted that the choice of these weights is relevant for the ALasso penalty but not for the SCAD and MCP. Define the estimator

$$\tilde{G}_n = \sum_{j=1}^K \tilde{\pi}_j \delta_{\tilde{\theta}_j} = \operatorname{argmax}_{G \in \mathcal{G}_K} \{l_n(G) - \varphi(\pi_1, \dots, \pi_K)\}, \quad (3.3)$$

and let $\tilde{\theta} = (\tilde{\theta}_1, \dots, \tilde{\theta}_K)$. Define $\tilde{\eta}_j = \tilde{\theta}_{\tilde{\alpha}(j+1)} - \tilde{\theta}_{\tilde{\alpha}(j)}$, for all $j = 1, \dots, K-1$, where $\tilde{\alpha} \equiv \alpha_{\tilde{\theta}}$, and recall that $\eta_j = \theta_{\alpha(j+1)} - \theta_{\alpha(j)}$, where $\alpha \equiv \alpha_{\theta}$. Let $u, v \in S_{K-1}$ be the permutations such that

$$\|\eta_{u(1)}\| \geq \dots \geq \|\eta_{u(K-1)}\|, \quad \|\tilde{\eta}_{v(1)}\| \geq \dots \geq \|\tilde{\eta}_{v(K-1)}\|,$$

and set $\psi = v \circ u^{-1}$. For some $\beta > 1$, we then define

$$\omega_j = \|\tilde{\eta}_{\psi(j)}\|^{-\beta}, \quad j = 1, \dots, K-1. \quad (3.4)$$

Furthermore, we define the Voronoi diagram of the atoms $\{\hat{\theta}_1, \dots, \hat{\theta}_K\}$ of \hat{G}_n in (2.7) by $\{\hat{\mathcal{V}}_k : 1 \leq k \leq K_0\}$, where

$$\hat{\mathcal{V}}_k = \left\{ \hat{\theta}_j : \|\hat{\theta}_j - \theta_{0k}\| < \|\hat{\theta}_j - \theta_{0l}\|, \forall l \neq k, 1 \leq j \leq K \right\}, \quad (3.5)$$

are called Voronoi cells, for all $k = 1, 2, \dots, K_0$, as illustrated in Figure 4. We also define the index sets $\hat{\mathcal{I}}_k = \{1 \leq j \leq K : \hat{\theta}_j \in \hat{\mathcal{V}}_k\}$, for all $k = 1, 2, \dots, K_0$.

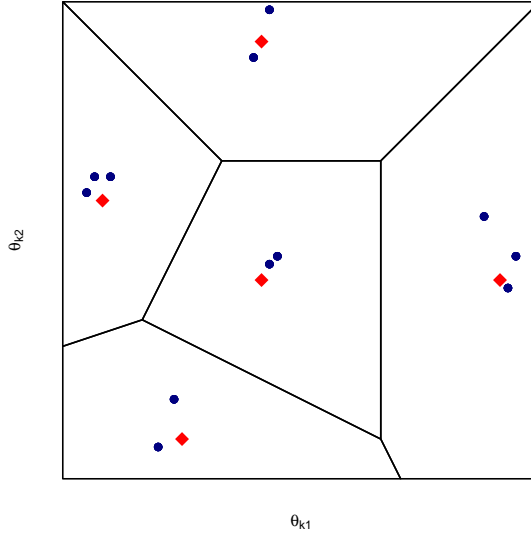


Figure 4: Illustration of a Voronoi diagram $\{\hat{\mathcal{V}}_k : 1 \leq k \leq K_0\}$. The lozenges (\blacklozenge) represent the true atoms $\theta_{01}, \dots, \theta_{0K_0}$, and the disks (\bullet) illustrate the estimates $\hat{\theta}_1, \dots, \hat{\theta}_K$. The estimates falling within the black segments (—) form the Voronoi cells $\hat{\mathcal{V}}_k$, $k = 1, \dots, K_0$.

Theorem 1 below shows that $\{\hat{\mathcal{V}}_k : 1 \leq k \leq K_0\}$ asymptotically forms a cluster partition of $\{\hat{\theta}_1, \dots, \hat{\theta}_K\}$. This result, together with the rate of convergence established in Theorem 2, leads to the consistency of the GSF in estimating K_0 , as stated in Theorem 3.

Theorem 1. Assume \mathcal{F} satisfies the regularity conditions (SI), (A1)-(A3), and let the penalty function r_{λ_n} satisfy the following condition

- (P1) $r_{\lambda_n}(\eta; \omega)$ is a non-negative function, which is even with respect to $\eta \in \mathbb{R}$ and satisfies $r_{\lambda_n}(0, \omega) = 0$ for all $\omega > 0$. Furthermore, $\lim_{n \rightarrow \infty} r_{\lambda_n}(\eta; \omega) = 0$, and $\lim_{n \rightarrow \infty} n r_{\lambda_n}(\eta; \omega) = \infty$, for all $\eta \in \mathbb{R}, \omega > 0$.

Then, as $n \rightarrow \infty$,

- (i) $W_r(\hat{G}_n, G_0) \rightarrow 0$, almost surely, for all $r \geq 1$.
- (ii) $\varphi(\hat{\pi}_1, \dots, \hat{\pi}_K) = O_p(1)$. In particular, for every $k = 1, 2, \dots, K_0$, $\sum_{j \in \mathcal{I}_k} \hat{\pi}_j = \pi_{0k} + o_p(1)$. Also, for every $l = 1, \dots, K$, there exists a unique $k = 1, 2, \dots, K_0$, such that $\|\hat{\theta}_l - \theta_{0k}\| = o_p(1)$, thus $\{\hat{\mathcal{V}}_k : 1 \leq k \leq K_0\}$ is a cluster partition of $\{\hat{\theta}_1, \dots, \hat{\theta}_K\}$, with probability tending to one.

Theorem 1.(i) establishes the consistency of the \hat{G}_n under the Wasserstein distance—a property shared by the overfitted MLE \tilde{G}_n (Ho et al., 2016b). This is due to the fact that, by condition (P1), the log-likelihood function is the dominant term in L_n , in (2.6). Theorem 1.(ii) also shows that every atom of \hat{G}_n is consistent in estimating an atom of G_0 , as a result of the estimated mixing proportions $\hat{\pi}_j$ being stochastically bounded away from 0. A straightforward investigation of the proof shows that this property also holds for \tilde{G}_n in (3.3), but not for the overfitted MLE \tilde{G}_n , which may have a subset of atoms whose limit points are not amongst those of G_0 .

Since $K > K_0$, the result of Theorem 1 does not imply the consistency of \widehat{G}_n in estimating K_0 . The latter is achieved if the number of distinct elements of each Voronoi cell $\widehat{\mathcal{V}}_k$ is equal to one with probability tending to one, which is shown in Theorem 3 below. To establish this result, we require an upper bound on the rate of convergence of \widehat{G}_n under the Wasserstein distance. We obtain this upper bound by studying the rate of convergence of the density $p_{\widehat{G}_n}$ to p_{G_0} , with respect to the Hellinger distance, and appeal to inequality (3.2). van de Geer (2000) (see also Wong et al. (1995)) established convergence rates for nonparametric maximum likelihood estimators under Hellinger distance in terms of the bracket entropy integral

$$\mathcal{J}_B \left(\gamma, \bar{\mathcal{P}}_K^{\frac{1}{2}}(\gamma), \nu \right) = \int_0^\gamma \sqrt{H_B \left(u, \bar{\mathcal{P}}_K^{\frac{1}{2}}(u), \nu \right)} du, \quad \gamma > 0,$$

where $H_B(u, \bar{\mathcal{P}}_K^{\frac{1}{2}}(u), \nu)$ denotes the u -bracket entropy with respect to the $L^2(\nu)$ metric, of the density family

$$\bar{\mathcal{P}}_K^{\frac{1}{2}}(u) = \left\{ \sqrt{\frac{p_G + p_{G_0}}{2}} : G \in \mathcal{G}_K, h \left(\frac{p_G + p_{G_0}}{2}, p_{G_0} \right) \leq u \right\}, \quad u > 0.$$

In our work, however, the main difficulty in bounding $h(p_{\widehat{G}_n}, p_{G_0})$ is the presence of the penalty r_{λ_n} . The following Theorem shows that, as $n \rightarrow \infty$, if the rate of growth of r_{λ_n} away from zero, as a function of η , is carefully controlled, then $p_{\widehat{G}_n}$ achieves the same rate of convergence as the MLE $p_{\widehat{G}_n}$.

Theorem 2. *Assume the same conditions as Theorem 1, and that the cluster ordering $\alpha_{\mathbf{t}}$ satisfies condition (C). For a universal constant $J > 0$, assume there exists a sequence of real numbers $\gamma_n \gtrsim (\log n/n)^{1/2}$ such that for all $\gamma \geq \gamma_n$,*

$$\mathcal{J}_B \left(\gamma, \bar{\mathcal{P}}_K^{\frac{1}{2}}(\gamma), \nu \right) \leq J\sqrt{n}\gamma^2. \quad (3.6)$$

Furthermore, assume r_{λ_n} satisfies the following condition,

(P2) *The restriction of r_{λ_n} to any compact subset of $\{(\eta, \omega) \subseteq \mathbb{R}^2 : \eta, \omega > 0\}$ is Lipschitz continuous in both η and ω , with Lipschitz constant $\kappa_n = O(\gamma_n^{3/2}/\log n)$.*

Then, $h(p_{\widehat{G}_n}, p_{G_0}) = O_p(\gamma_n)$.

Gaussian mixture models are known to satisfy condition (3.6) for $\gamma_n \asymp (\log n/n)^{\frac{1}{2}}$, under certain boundedness assumptions on Θ (Ghosal and van der Vaart, 2001; Genovese et al., 2000). Lemma 3.2.1 of Ho (2017) shows that (3.6) also holds for this choice of γ_n for many of the strongly identifiable density families which we discuss below. For these density families, $p_{\widehat{G}_n}$ achieves the parametric rate of convergence up to polylogarithmic factors.

Let \widehat{K}_n be the order of \widehat{G}_n , namely the number of distinct components $\widehat{\theta}_j$ of \widehat{G}_n with non-zero mixing proportions. We are now in a position to prove the consistency of \widehat{K}_n in estimating K_0 .

Theorem 3. Assume the same conditions as Theorem 2, and assume that the parametric family \mathcal{F} satisfies condition (A4). Suppose further that the penalty r_{λ_n} satisfies the following condition

(P3) $r_{\lambda_n}(\cdot, \omega)$ is differentiable for all $\omega > 0$, and

$$\lim_{n \rightarrow \infty} \inf \left\{ \gamma_n^{-1} \frac{\partial r_{\lambda_n}(\eta; \omega)}{\partial \eta} : 0 < \eta \leq \gamma_n^{\frac{1}{2}} \log n, \omega \geq \left(\gamma_n^{\frac{\beta}{2}} \log n \right)^{-1} \right\} = \infty,$$

where γ_n is the sequence defined in Theorem 2, and $\beta > 1$ is the constant in (3.4).

Then, as $n \rightarrow \infty$,

(i) $\mathbb{P}(\hat{K}_n = K_0) \rightarrow 1$. In particular, $\mathbb{P}\left(\bigcap_{k=1}^{K_0} \{|\hat{\mathcal{V}}_k| = 1\}\right) \rightarrow 1$.

(ii) $W_1(\hat{G}_n, G_0) = O_p(\gamma_n)$.

Condition (P3) ensures that as $n \rightarrow \infty$, r_{λ_n} grows sufficiently fast in a vanishing neighborhood of $\eta = 0$ to prevent any mixing measure of order greater than K_0 from maximizing L_n . In addition to being model selection consistent, Theorem 3 shows that for most strongly identifiable parametric families \mathcal{F} , \hat{G}_n is a $(\log n/n)^{1/2}$ -consistent estimator of G_0 . Thus, \hat{G}_n improves on the $(\log n/n)^{1/4}$ rate of convergence of the overfitted MLE \bar{G}_n . This fact combined with Theorem 1.(ii) implies that the fitted atoms $\hat{\theta}_j$ are also $(\log n/n)^{1/2}$ -consistent in estimating the true atoms θ_{0k} , up to relabeling.

Remarks about Condition (SI). A wide range of univariate parametric families are known to be strongly identifiable, including most exponential families (Chen, 1995; Chen et al., 2004), and circular distributions (Holzmann et al., 2004). Strongly identifiable families with multidimensional parameter space include multivariate Gaussian distributions in location or scale, certain classes of Student-t distributions, as well as von Mises, Weibull, logistic and Generalized Gumbel distributions (Ho et al., 2016b). In this manuscript, we also consider finite mixtures of multinomial distributions. To establish conditions under which multinomial densities satisfy condition (SI), we begin with the following result.

Proposition 1. Consider the binomial family with known number of trials $M \geq 1$,

$$\mathcal{F} = \left\{ f(y; \theta) = \binom{M}{y} \theta^y (1 - \theta)^{M-y} : \theta \in (0, 1), y \in \{0, \dots, M\} \right\}. \quad (3.7)$$

Given any integer $r \geq 1$, the condition $(r + 1)K - 1 \leq M$ is necessary and sufficient for \mathcal{F} to be strongly identifiable in the r -th order (Heinrich and Kahn, 2018). That is, for any K distinct points $\theta_1, \dots, \theta_K \in (0, 1)$, and $\beta_{jl} \in \mathbb{R}$, $j = 1, \dots, K$, $l = 0, \dots, r$, if

$$\sup_{y \in \{0, \dots, M\}} \left| \sum_{j=1}^K \sum_{l=0}^r \beta_{jl} \frac{\partial^l f(y; \theta_j)}{\partial \theta^l} \right| = 0,$$

then $\beta_{jl} = 0$ for every $j = 1, \dots, K$ and $l = 0, \dots, r$.

The inequality $(r + 1)K - 1 \leq M$ is comparable to the classical identifiability result of

Teicher (1963), which states that binomial mixture models are identifiable with respect to their mixing measure if and only if $2K - 1 \leq M$. Using Proposition 1, we can readily establish the following result.

Corollary 1. *A sufficient condition for the multinomial family with known number of trials $M \geq 1$,*

$$\mathcal{F} = \left\{ \binom{M}{y_1, \dots, y_d} \prod_{j=1}^d \theta_j^{y_j} : \theta_j \in (0, 1), 0 \leq y_j \leq M, \sum_j \theta_j = 1, \sum_j y_j = M \right\} \quad (3.8)$$

to satisfy condition (SI) is $3K - 1 \leq M$.

Remarks about the Penalty Function r_{λ_n} . Condition (P1) is standard and is satisfied by most well-known regularization functions, including the Lasso, ALasso, SCAD and MCP. Conditions (P2) and (P3) are satisfied by SCAD and MCP when $\lambda_n \asymp \gamma_n^{\frac{1}{2}} \log n$. When $\gamma_n \asymp (\log n/n)^{1/2}$, it follows that λ_n decays slower than the $n^{-1/4}$ rate, contrasting the typical rate $\lambda_n \asymp n^{-1/2}$ encountered in variable selection problems for parametric regression (see for instance Fan and Li (2001)).

For the ALasso, if the invalid value $\beta = 1$ were chosen, then condition (P3) would imply that $\gamma_n^{-3/2} \lambda_n \rightarrow \infty$ and $\gamma_n^{-1/2} \lambda_n \rightarrow 0$. This, again, contrasts the typical rates for the ALasso found in parametric regression problems, where λ_n is required to satisfy $\sqrt{n} \lambda_n \rightarrow 0$ and $n \lambda_n \rightarrow \infty$. In our work, however, when $\beta = 1$, condition (P2) for Theorem 2 implies the contradictory rate $\lambda_n \gamma_n^{-\frac{3}{2}} \rightarrow 0$. Both (P2) and (P3) are satisfied for the ALasso penalty when $\beta > 1$ by choosing the rate $\lambda_n \asymp \gamma_n^{3/2} / \log n$. Our choice of weights ω_j in (3.4) for the ALasso is similar to the weights proposed by Zou (2006) in the context of variable selection in regression.

Finally, we note that the Lasso penalty $r_{\lambda_n}(\eta; \omega) = \lambda_n |\eta|$ cannot simultaneously satisfy conditions (P2) and (P3), since they would require opposing choices of λ_n . Furthermore, for this penalty, the expression $\sum_{j=1}^{K-1} r_{\lambda_n}(\|\boldsymbol{\eta}_j\|; \omega_j)$ becomes a telescoping sum when $\Theta \subseteq \mathbb{R}$ and α is the natural ordering on the real line.

4 Numerical Solution and Simulation Study

We conduct a simulation study to assess the finite-sample performance of the GSF. We use a modification of the EM algorithm (Dempster et al., 1977) coupled with the proximal gradient method (Nesterov, 2004), to obtain an approximate solution to the optimization problem in (2.7). Details of the numerical solution are given in Supplement D. The algorithm is implemented in our R package **GroupSortFuse**.

In the GSF method, the tuning parameter λ regulates the order of the fitted model. Figures 1 and 5 respectively show the evolution of the parameter estimates $\hat{\boldsymbol{\theta}}_j(\lambda)$ and $\|\hat{\boldsymbol{\eta}}_j(\lambda)\|$ for a simulated dataset, over a grid of λ values. These qualitative representations can provide insight about the order of the mixture model, for purposes of exploratory data analysis. For instance, as seen in Figures 1 and 5, when small values of λ lead to a significant reduction in

the postulated order K , a tighter bound on K_0 can often be obtained. In applications where a specific choice of λ is required, common techniques for tuning parameter selection include v -fold Cross Validation and the BIC, applied directly to the MPLE for varying values of λ (Zhang et al., 2010). In our simulation study, we use the BIC due to its low computational burden.

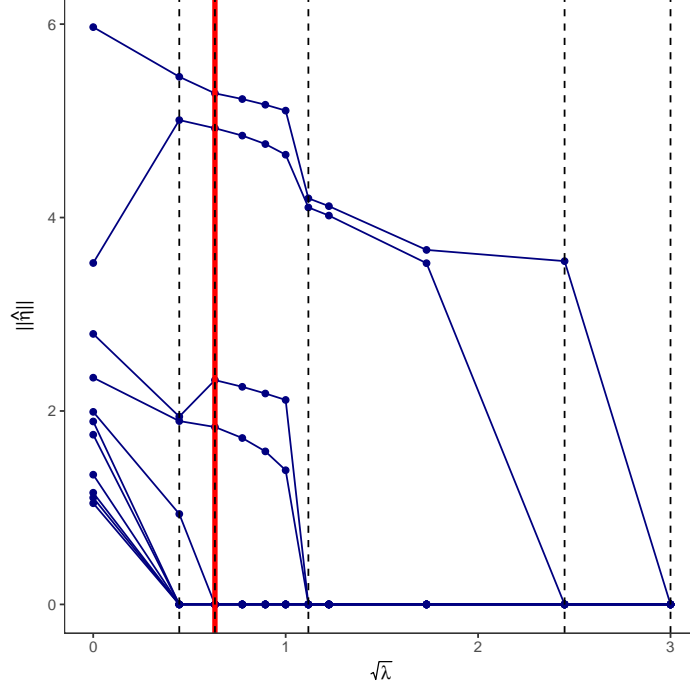


Figure 5: Regularization plot based on the same simulated data as in Figures 1 and 2. The estimates $\|\hat{\eta}_j(\lambda)\|, j = 1, \dots, K - 1 = 11$, are plotted against λ . The red line shows the value λ^* chosen by the BIC. Since there are four non-zero $\|\hat{\eta}_j(\lambda^*)\|$, the fitted model has order $\hat{K} = 5$.

Our simulations are based on multinomial and multivariate location-Gaussian mixture models. We compare the GSF under the SCAD (GSF-SCAD), MCP (GSF-MCP) and ALasso (GSF-ALasso) penalties to the AIC, BIC, and ICL (Biernacki et al., 2000), as implemented in the R packages `mixtools` (Benaglia et al., 2009) and `mclust` (Fraley and Raftery, 1999). ICL performed similarly to the BIC in our multinomial simulations, but generally underperformed in our Gaussian simulations. Therefore, below we only discuss the performance of AIC and BIC.

We report the proportion of times that each method selected a given order, out of 500 replications, based on the models described below. We chose the upper bound $K = 12$ for all the simulations herein.

Example 1: Multinomial Mixture Models

The density function of a multinomial mixture model of order K is given by

$$p_G(\mathbf{y}) = \sum_{j=1}^K \pi_j \binom{M}{y_1, \dots, y_d} \prod_{l=1}^d \theta_{jl}^{y_l} \quad (4.1)$$

with $\boldsymbol{\theta}_j = (\theta_{j1}, \dots, \theta_{jd})^\top \in (0, 1)^d$, $\mathbf{y} = (y_1, \dots, y_d)^\top \in \{1, 2, \dots, M\}^d$, where $\sum_{l=1}^d \theta_{jl} = 1$, $\sum_l y_l = M$.

Model	1	2	3	4
$\pi_1, \boldsymbol{\theta}_1$.2, (.2, .2, .2, .2)	$\frac{1}{3}$, (.2, .2, .2, .2)	.25, (.2, .2, .6)	.2, (.2, .2, .6)
$\pi_2, \boldsymbol{\theta}_2$.8, (.1, .3, .2, .1, .3)	$\frac{1}{3}$, (.1, .3, .2, .1, .3)	.25, (.2, .6, .2)	.2, (.6, .2, .2)
$\pi_3, \boldsymbol{\theta}_3$		$\frac{1}{3}$, (.3, .1, .2, .3, .1)	.25, (.6, .2, .2)	.2, (.45, .1, .45)
$\pi_4, \boldsymbol{\theta}_4$.25, (.45, .1, .45)	.2, (.2, .7, .1)
$\pi_5, \boldsymbol{\theta}_5$.2, (.1, .7, .2)

Table 1: Parameter settings for the multinomial mixture Models 1–4.

We consider 7 models with true orders $K_0 = 2, 3, \dots, 8$, dimensions $d = 2, 3, 4$, and $M = 35, 50$ to satisfy the strong identifiability condition $3K - 1 \leq M$ described in Corollary 1. The results for $M = 50$ are reported below. Those for $M = 35$ are similar, and are relegated to Supplement E. The simulation results are based on the sample sizes $n = 100, 200, 400$. The parameter settings for Models 1-4 are given in Table 1, and those of the more challenging Models 5, 6, 7 are given in Table 2.

The results for Models 1-4 with orders $K_0 = 2, 3, 4, 5$, are plotted by percentage of correctly selected orders in Figure 6. Under Model 1, all five methods selected the correct order most often, and exhibited similar performance across all the sample sizes. Under Model 2, the correct order is selected most frequently by the BIC and GSF-ALasso, for all the sample sizes. Under Model 3 and 4, the GSF with all three penalties, in particular the GSF-ALasso, outperforms AIC and BIC.

The results for Models 5, 6 with orders $K_0 = 6, 7$, and Model 7 with $K_0 = 8$ are reported in Tables 3 and 4, respectively. Under these Models, all methods selected the correct order for $n = 100$ fewer than 55% of the time. For $n = 200$, the GSF-SCAD and GSF-MCP select the correct number of components more than 55% of the time, unlike AIC and BIC. All three GSF penalties continue to outperform the other methods when $n = 400$.

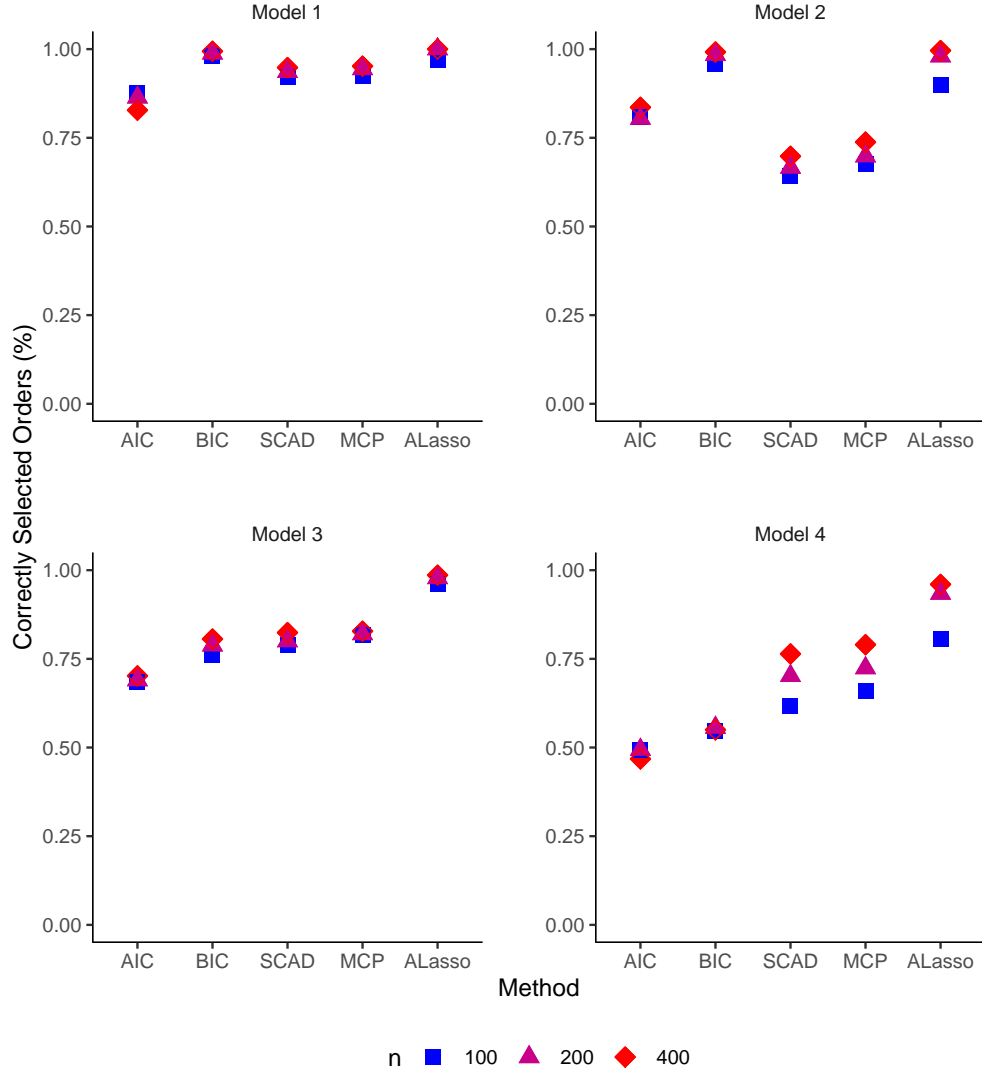


Figure 6: Percentage of correctly selected orders for multinomial mixture Models 1, 2, 3 and 4.

Model	5	6	7
π_1, θ_1	$\frac{1}{6}, (.2, .2, .6)$	$\frac{1}{7}, (.2, .2, .6)$.125, (.2, .2, .2, .4)
π_2, θ_2	$\frac{1}{6}, (.2, .6, .2)$	$\frac{1}{7}, (.2, .6, .2)$.125, (.2, .2, .4, .2)
π_3, θ_3	$\frac{1}{6}, (.6, .2, .2)$	$\frac{1}{7}, (.6, .2, .2)$.125, (.2, .4, .2, .2)
π_4, θ_4	$\frac{1}{6}, (.45, .1, .45)$	$\frac{1}{7}, (.45, .1, .45)$.125, (.4, .2, .2, .2)
π_5, θ_5	$\frac{1}{6}, (.2, .7, .1)$	$\frac{1}{7}, (.1, .7, .2)$.125, (.1, .3, .1, .5)
π_6, θ_6	$\frac{1}{6}, (.1, .7, .2)$	$\frac{1}{7}, (.7, .2, .1)$.125, (.1, .2, .5, .1)
π_7, θ_7		$\frac{1}{7}, (.1, .2, .7)$.125, (.1, .5, .2, .1)
π_8, θ_8			.125, (.5, .1, .2, .1)

Table 2: Parameter settings for the multinomial mixture Models 5–7.

n	Model 5						Model 6					
	K	AIC	BIC	SCAD	MCP	ALasso	K	AIC	BIC	SCAD	MCP	ALasso
100	4	.016	.212	.086	.088	.144	4	.052	.434	.072	.088	.332
	5	.328	.478	.486	.516	.544	5	.172	.352	.272	.282	.306
	6	.394	.264	.344	.320	.252	6	.296	.170	.336	.330	.216
	7	.200	.042	.074	.066	.054	7	.286	.040	.276	.270	.126
	8	.062	.004	.010	.010	.006	8	.194	.004	.044	.030	.020
200	4	.002	.028	.006	.006	.024	5	.028	.448	.088	.100	.316
	5	.126	.474	.286	.306	.408	6	.134	.320	.228	.260	.268
	6	.380	.390	.574	.572	.476	7	.326	.182	.544	.538	.368
	7	.300	.094	.120	.108	.072	8	.358	.050	.132	.100	.044
	8	.192	.014	.014	.008	.020	9 \geq	.154	.000	.008	.002	.004
400	4	.000	.002	.000	.000	.004	5 \geq	.000	.094	.010	.014	.042
	5	.016	.260	.052	.056	.156	6	.010	.254	.062	.064	.130
	6	.384	.480	.740	.740	.716	7	.342	.388	.694	.738	.738
	7	.336	.214	.190	.178	.110	8	.380	.232	.202	.158	.076
	8	.264	.044	.018	.026	.014	9 \geq	.268	.032	.032	.026	.014

Table 3: Simulation results for for multinomial mixture Models 5 and 6.

n	K	AIC	BIC	SCAD	MCP	AL
100	5 \geq	.000	.106	.000	.002	.022
	6	.034	.412	.028	.036	.148
	7	.258	.334	.246	.246	.274
	8	.392	.144	.532	.554	.436
	9 \leq	.316	.004	.194	.162	.120
200	6 \geq	.000	.034	.000	.000	.006
	7	.014	.308	.016	.012	.046
	8	.496	.546	.626	.648	.674
	9	.340	.112	.304	.294	.222
	10 \leq	.150	.000	.054	.046	.052
400	6 \geq	.000	.000	.000	.000	.000
	7	.000	.022	.000	.000	.004
	8	.552	.638	.674	.698	.696
	9	.314	.312	.284	.264	.224
	10 \leq	.134	.028	.042	.038	.076

Table 4: Simulation results for multinomial mixture Model 7.

Example 2: Multivariate Location-Gaussian Mixture Models

The density function of a multivariate Gaussian mixture in mean is given by

$$p_G(\mathbf{y}) = \sum_{j=1}^K \pi_j \frac{1}{\sqrt{(2\pi)^d |\mathbf{\Sigma}|}} \exp \left\{ -\frac{1}{2} (\mathbf{y} - \boldsymbol{\mu}_j)^\top \mathbf{\Sigma}^{-1} (\mathbf{y} - \boldsymbol{\mu}_j) \right\},$$

where $\boldsymbol{\mu}_j \in \mathbb{R}^d, j = 1, 2, \dots, K$, and $\mathbf{\Sigma} = \{\sigma_{ij} : i, j = 1, 2, \dots, d\}$ is a positive definite $d \times d$ covariance matrix. We consider the 10 mixture models in Table 5 with true orders $K_0 = 2, 3, 4, 5$, and with dimension $d = 2, 4, 6, 8$. For each model, we consider both (a) identity and (b) non-identity covariance matrix $\mathbf{\Sigma}$, which is estimated as an unknown parameter. The simulations results are based on the sample sizes $n = 200, 400, 600, 800$.

Model	σ_{ij}	$\pi_1, \boldsymbol{\mu}_1$	$\pi_2, \boldsymbol{\mu}_2$	$\pi_3, \boldsymbol{\mu}_3$	$\pi_4, \boldsymbol{\mu}_4$	$\pi_5, \boldsymbol{\mu}_5$
1.a	$I(i = j)$.5, (0, 0) [⊤]	.5, (2, 2) [⊤]			
1.b	$(0.5)^{ i-j }$.5, (0, 0) [⊤]	.5, (2, 2) [⊤]			
2.a	$I(i = j)$.25, (0, 0) [⊤]	.25, (2, 2) [⊤]	.25, (4, 4) [⊤]	.25, (6, 6) [⊤]	
2.b	$(0.5)^{ i-j }$.25, (0, 0) [⊤]	.25, (2, 2) [⊤]	.25, (4, 4) [⊤]	.25, (6, 6) [⊤]	
3.a	$I(i = j)$	$\frac{1}{3}, \begin{pmatrix} 0 \\ 0 \\ 0 \end{pmatrix}$	$\frac{1}{3}, \begin{pmatrix} 2.5 \\ 1.5 \\ 2 \end{pmatrix}$	$\frac{1}{3}, \begin{pmatrix} 1.5 \\ 3 \\ 2.75 \end{pmatrix}$		
3.b	$(0.5)^{ i-j }$	$\frac{1}{3}, \begin{pmatrix} 0 \\ 0 \\ 0 \end{pmatrix}$	$\frac{1}{3}, \begin{pmatrix} 2.5 \\ 1.5 \\ 2 \end{pmatrix}$	$\frac{1}{3}, \begin{pmatrix} 1.5 \\ 3 \\ 2.75 \end{pmatrix}$		
4.a	$I(i = j)$	$\frac{1}{5}, \begin{pmatrix} 0 \\ 0 \\ 0 \\ 0 \end{pmatrix}$	$\frac{1}{5}, \begin{pmatrix} -1.5 \\ 2.25 \\ -1 \\ 0 \end{pmatrix}$	$\frac{1}{5}, \begin{pmatrix} .25 \\ 1.5 \\ .75 \\ .25 \end{pmatrix}$	$\frac{1}{5}, \begin{pmatrix} -.25 \\ .5 \\ -2.5 \\ 1.25 \end{pmatrix}$	$\frac{1}{5}, \begin{pmatrix} -1 \\ -1.5 \\ -.25 \\ 1.75 \end{pmatrix}$
4.b	$(0.5)^{ i-j }$	$\frac{1}{5}, \begin{pmatrix} 0 \\ 0 \\ 0 \\ 0 \end{pmatrix}$	$\frac{1}{5}, \begin{pmatrix} -1.5 \\ 2.25 \\ -1 \\ 0 \end{pmatrix}$	$\frac{1}{5}, \begin{pmatrix} .25 \\ 1.5 \\ .75 \\ .25 \end{pmatrix}$	$\frac{1}{5}, \begin{pmatrix} -.25 \\ .5 \\ -2.5 \\ 1.25 \end{pmatrix}$	$\frac{1}{5}, \begin{pmatrix} -1 \\ -1.5 \\ -.25 \\ 1.75 \end{pmatrix}$
5.a	$I(i = j)$	$\frac{1}{5}, \begin{pmatrix} 0 \\ 0 \\ 0 \\ 0 \\ 0 \end{pmatrix}$	$\frac{1}{5}, \begin{pmatrix} 1 \\ 1.5 \\ 0.75 \\ 2 \\ 1.5 \end{pmatrix}$	$\frac{1}{5}, \begin{pmatrix} 2 \\ 0.75 \\ 1.5 \\ 1 \\ 1.75 \end{pmatrix}$	$\frac{1}{5}, \begin{pmatrix} 1.5 \\ 2 \\ 1 \\ 0.75 \\ 2.5 \end{pmatrix}$	$\frac{1}{5}, \begin{pmatrix} 0.75 \\ 1 \\ 2 \\ 1.5 \\ 0.5 \end{pmatrix}$
5.b	$(0.5)^{ i-j }$	$\frac{1}{5}, \begin{pmatrix} 0 \\ 0 \\ 0 \\ 0 \\ 0 \end{pmatrix}$	$\frac{1}{5}, \begin{pmatrix} 1 \\ 1.5 \\ 0.75 \\ 2 \\ 1.5 \end{pmatrix}$	$\frac{1}{5}, \begin{pmatrix} 2 \\ 0.75 \\ 1.5 \\ 1 \\ 1.75 \end{pmatrix}$	$\frac{1}{5}, \begin{pmatrix} 1.5 \\ 2 \\ 1 \\ 0.75 \\ 2.5 \end{pmatrix}$	$\frac{1}{5}, \begin{pmatrix} 0.75 \\ 1 \\ 2 \\ 1.5 \\ 0.5 \end{pmatrix}$

Table 5: Parameter settings for the multivariate Gaussian mixture models.

The results for Models 1.a, 1.b, 3.a, 3.b, 4.a, 4.b are plotted by percentage of correctly selected orders in Figures 7 and 8. To get more insight on the performance of the five methods, the results for the more challenging Models 2.a, 2.b, 5.a and 5.b are reported by percentage

of selected orders between $1, 2, \dots, K(= 12)$ in Tables 6 and 7.

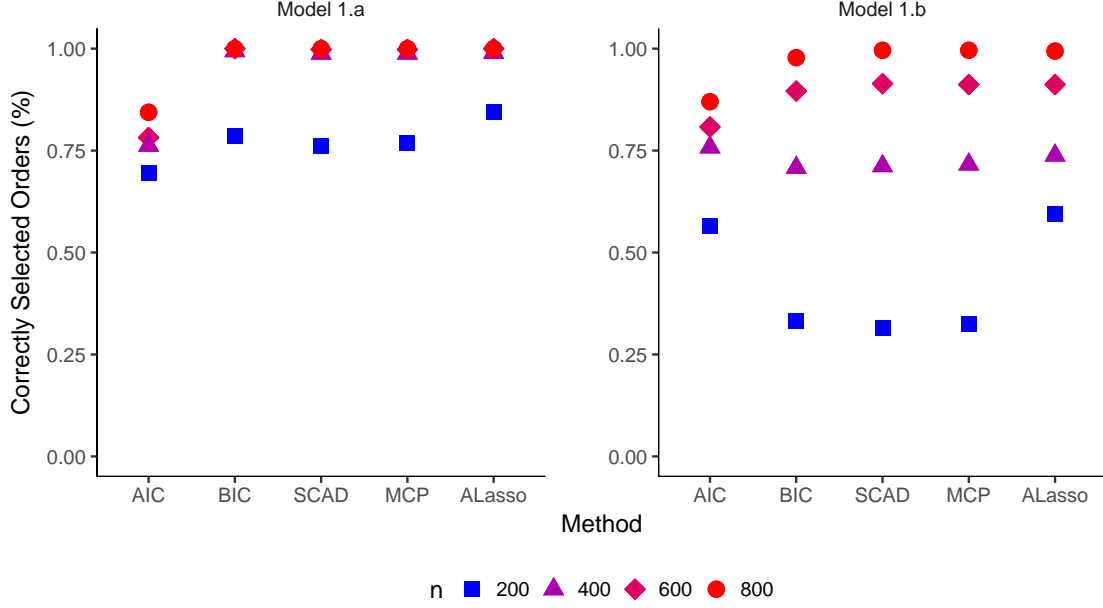


Figure 7: Percentage of correctly selected orders for multivariate Gaussian mixture Models 1.a and 1.b.

In Figure 7, under Models 1.a and 1.b with $d = 2$, all the methods selected the correct number of components most frequently for $n = 400, 600, 800$; however, the performance of all methods deteriorates in Model 1.b with non-identity covariance matrix when $n = 200$.

From Table 6, under Model 2.a with $d = 2$ and identity covariance matrix, the BIC and the GSF with the three penalties underestimate and the AIC overestimates the true order, for sample sizes $n = 200, 400$. The three GSF penalties significantly outperform the AIC and BIC, when $n = 600, 800$. For the more difficult Model 2.b with non-identity covariance matrix, all methods underestimate across all the sample sizes considered, but the AIC selects the correct order most frequently.

n	Model 2.a						Model 2.b					
	K	AIC	BIC	SCAD	MCP	ALasso	K	AIC	BIC	SCAD	MCP	ALasso
200	1	.000	.028	.012	.016	.000	1	.002	.112	.012	.012	.008
	2	.080	.758	.728	.720	.368	2	.258	.808	.812	.800	.494
	3	.200	.180	.180	.192	.372	3	.344	.078	.172	.176	.394
	4	.270	.034	.078	.072	.240	4	.176	.002	.004	.012	.102
	5	.168	.000	.002	.000	.020	5	.082	.000	.000	.000	.002
	6	.100	.000	.000	.000	.000	6	.044	.000	.000	.000	.000
	7 \leq	.182	.000	.000	.000	.000	7 \leq	.094	.000	.000	.000	.000
400	2 \geq	.004	.416	.356	.376	.304	2 \geq	.080	.806	.628	.630	.590
	3	.096	.332	.294	.340	.258	3	.456	.190	.354	.354	.382
	4	.382	.242	.338	.280	.416	4	.250	.004	.018	.016	.028
	5	.212	.010	.012	.004	.022	5	.078	.000	.000	.000	.000
	6	.130	.000	.000	.000	.000	6	.044	.000	.000	.000	.000
	7 \leq	.176	.000	.000	.000	.000	7 \leq	.092	.000	.000	.000	.000
600	2 \geq	.000	.160	.136	.164	.150	2 \geq	.028	.662	.448	.456	.568
	3	.040	.384	.254	.332	.174	3	.454	.326	.526	.514	.396
	4	.472	.422	.604	.500	.646	4	.306	.012	.026	.030	.036
	5	.224	.034	.006	.004	.030	5	.108	.000	.000	.000	.000
	6	.122	.000	.000	.000	.000	6	.034	.000	.000	.000	.000
	7 \leq	.142	.000	.000	.000	.000	7 \leq	.070	.000	.000	.000	.000
800	2 \geq	.000	.078	.050	.054	.046	2 \geq	.012	.482	.300	.310	.488
	3	.008	.308	.178	.308	.136	3	.446	.502	.654	.662	.470
	4	.492	.518	.766	.636	.766	4	.322	.016	.044	.028	.042
	5	.234	.096	.006	.002	.052	5	.102	.000	.002	.000	.000
	6	.134	.000	.000	.000	.000	6	.044	.000	.000	.000	.000
	7 \leq	.132	.000	.000	.000	.000	7 \leq	.074	.000	.000	.000	.000

Table 6: Simulation results for multivariate Gaussian mixture Models 2.a and 2.b.

From Figure 8, under Model 3.a with $d = 4$, all methods perform similarly for $n = 400, 600, 800$, but the GSF-ALasso and the AIC outperformed the other methods for $n = 200$. Under Model 3.b, the BIC outperformed the other methods for $n = 400, 600, 800$, but the GSF-ALasso again performed the best for $n = 200$. In Models 4.a and 4.b with $d = 6$, the GSF with the three penalties outperformed AIC and BIC across all sample sizes.

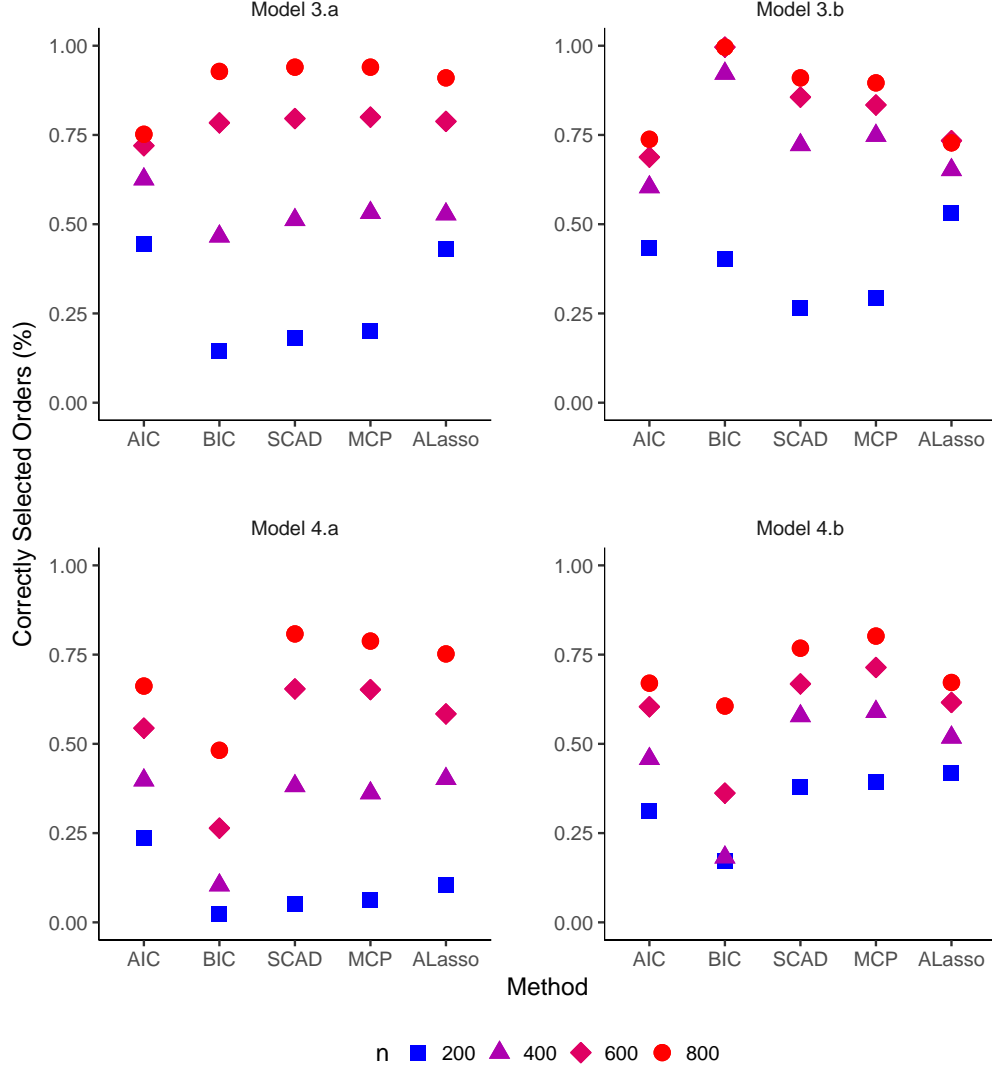


Figure 8: Percentage of correctly selected orders for multivariate Gaussian mixture Models 3.a, 3.b, 4.a and 4.b.

Finally, we consider the eight-dimensional Models 5.a and 5.b in Table 7. For Model 5.a, all methods apart from AIC underestimated K_0 for $n = 200, 400, 600$, and the three GSF penalties outperformed the other methods when $n = 800$. Interestingly, the performance of all methods improves for Model 5.b with non-identity covariance matrix. Though all methods performed well for $n = 400, 600, 800$, the BIC did so the best, while the GSF-ALasso exhibited the best performance when $n = 200$.

n	Model 5.a						Model 5.b					
	K	AIC	BIC	SCAD	MCP	ALasso	K	AIC	BIC	SCAD	MCP	ALasso
200	1	.000	.006	.000	.000	.000	1	.000	.154	.052	.046	.000
	2	.000	.914	.704	.652	.100	2	.000	.006	.046	.028	.000
	3	.012	.078	.274	.312	.540	3	.000	.184	.370	.356	.034
	4	.090	.002	.020	.034	.290	4	.000	.244	.186	.166	.214
	5	.200	.000	.002	.002	.064	5	.280	.412	.324	.374	.642
	6	.140	.000	.000	.000	.004	6	.146	.000	.022	.030	.082
	$7 \leq$.558	.000	.000	.000	.002	$7 \leq$.574	.000	.000	.000	.028
400	1	.000	.000	.000	.000	.000	1	.000	.000	.000	.000	.000
	2	.000	.508	.382	.358	.310	2	.000	.000	.000	.000	.000
	3	.000	.358	.504	.510	.530	3	.000	.000	.030	.024	.004
	4	.010	.100	.074	.086	.108	4	.000	.068	.042	.038	.046
	5	.408	.034	.040	.046	.052	5	.458	.910	.814	.840	.776
	6	.138	.000	.000	.000	.000	6	.158	.022	.084	.084	.140
	$7 \leq$.444	.000	.000	.000	.000	$7 \leq$.384	.000	.030	.014	.034
600	$2 \geq$.000	.090	.092	.086	.134	$2 \geq$.000	.000	.000	.000	.000
	3	.000	.392	.496	.470	.468	3	.000	.000	.002	.000	.000
	4	.000	.278	.106	.096	.132	4	.000	.002	.010	.012	.028
	5	.550	.240	.306	.346	.262	5	.604	.964	.834	.874	.828
	6	.146	.000	.000	.002	.004	6	.120	.032	.114	.080	.086
	$7 \leq$.304	.000	.000	.000	.000	7	.276	.002	.040	.034	.058
800	$2 \geq$.000	.002	.006	.002	.012	$2 \geq$.000	.000	.000	.000	.000
	3	.000	.122	.218	.188	.224	3	.000	.000	.000	.000	.000
	4	.000	.228	.084	.058	.082	4	.000	.000	.000	.000	.012
	5	.664	.648	.682	.744	.676	5	.718	.980	.830	.858	.824
	6	.116	.000	.010	.008	.006	6	.104	.020	.128	.088	.120
	$7 \leq$.220	.000	.000	.000	.000	$7 \leq$.178	.000	.042	.054	.044

Table 7: Simulation results for multivariate Gaussian mixture Models 5.a and 5.b.

5 Real Data Examples

Pollen Data. We consider the data analyzed by Mosimann (1962), arising from the study of the Bellas Artes pollen core from the Valley of Mexico, in view of reconstructing surrounding vegetation changes from the past. The data consists of $M = 100$ counts on the frequency of occurrence of $d = 4$ kinds of fossil pollen grains, at $n = 73$ different levels of a pollen core. A simple multinomial model provides a poor fit to this data, due to over-dispersion caused by clumped sampling. Mosimann (1962) modelled this extra variation using a Dirichlet-multinomial distribution, and Morel and Nagaraj (1993) fitted a 3-component multinomial mixture model.

We applied the GSF to this data based on a multinomial mixture model with the upper

bound $K = 12$. The resulting models obtained by the GSF with the three penalties are similar, and each have $\hat{K} = 3$. For instance, the fitted model obtained by the GSF-SCAD is

$$.15 \text{ Mult}(\hat{\theta}_1) + .25 \text{ Mult}(\hat{\theta}_2) + .60 \text{ Mult}(\hat{\theta}_3).$$

where $\text{Mult}(\theta)$ denotes the multinomial distribution with 100 trials and probabilities θ , $\hat{\theta}_1 = (.94, .01, .03, .02)^\top$, $\hat{\theta}_2 = (.77, .02, .15, .06)^\top$ and $\hat{\theta}_3 = (.87, .01, .09, .03)^\top$. The log-likelihood value for this estimate is -499.87. The coefficient plots produced by the tuning parameter selector for GSF-SCAD are shown in Figure 9. Interestingly, the fitted number of components equals 3 for all $\lambda > 0.9$ in the range considered, coinciding with the final selected order.

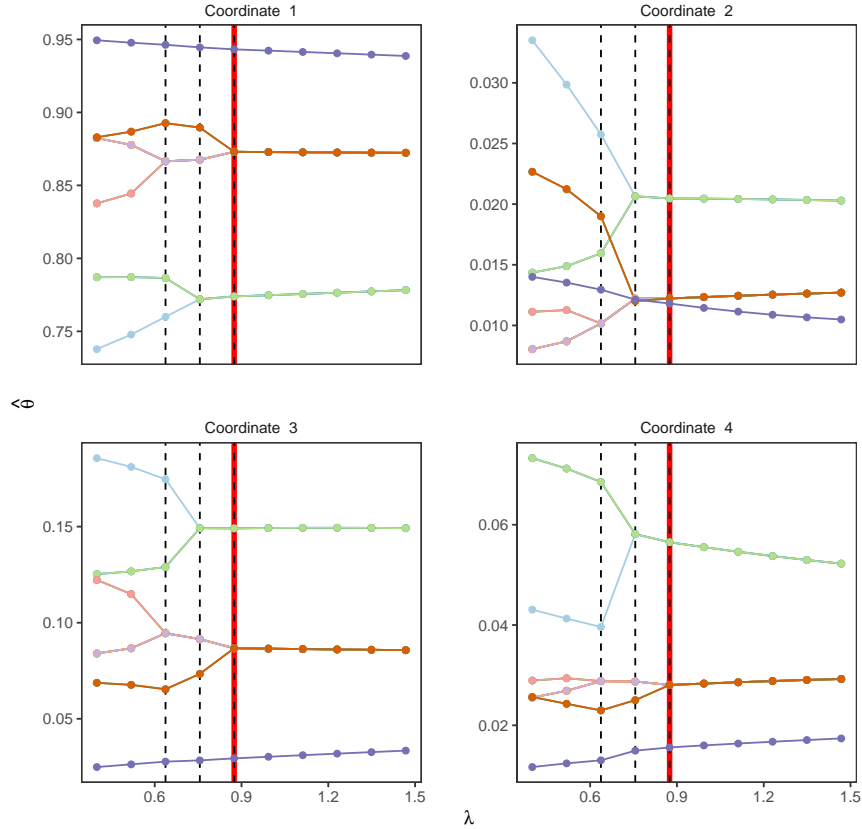


Figure 9: Coefficient plots for the GSF-SCAD on the pollen data. The vertical red lines indicate the selected tuning parameter.

We also ran the AIC, BIC and ICL on this data. The AIC selected six components, while the BIC and ICL selected three components. The fitted model under the latter two methods is given by

$$.17 \text{ Mult}(\hat{\theta}_1) + .22 \text{ Mult}(\hat{\theta}_2) + .61 \text{ Mult}(\hat{\theta}_3).$$

where $\hat{\theta}_1 = (.95, .02, .03, .01)^\top$, $\hat{\theta}_2 = (.77, .02, .15, .07)^\top$ and $\hat{\theta}_3 = (.87, .01, .09, .03)^\top$. The log-likelihood value for this estimate is -496.39.

Seeds Data. We consider the seeds data of [Charytanowicz et al. \(2010\)](#), in which 7 geometric parameters were measured by X-Ray in 210 seeds. The seeds belong to three varieties: Kama, Rosa and Canadian. The number of seeds from each variety is 70, suggesting that the data may be modelled by a balanced mixture of three components. [Zhao et al. \(2015\)](#) fitted a Gaussian mixture model to a standardization of this data, since its seven coordinates do not have the same units of measurement. [Charytanowicz et al. \(2010\)](#) analyzed a projection of the data on its first two principal components using a gradient clustering algorithm, and [Lee and McLachlan \(2013\)](#) fitted various mixtures of skewed distributions to two of the seven geometric parameters of the seeds, namely their asymmetry and perimeter. We used the GSF method to fit a bivariate Gaussian mixture model in mean, with common but unknown covariance matrix, based on both of the latter approaches. In both cases, all three penalties of the GSF resulted in $\hat{K} = 3$ components. In what follows, we report the details of our analysis based on the approach of [Lee and McLachlan \(2013\)](#), namely by only fitting a mixture to the asymmetry and perimeter coordinates of the data. A plot of this dataset is shown in Figure 10.(a).

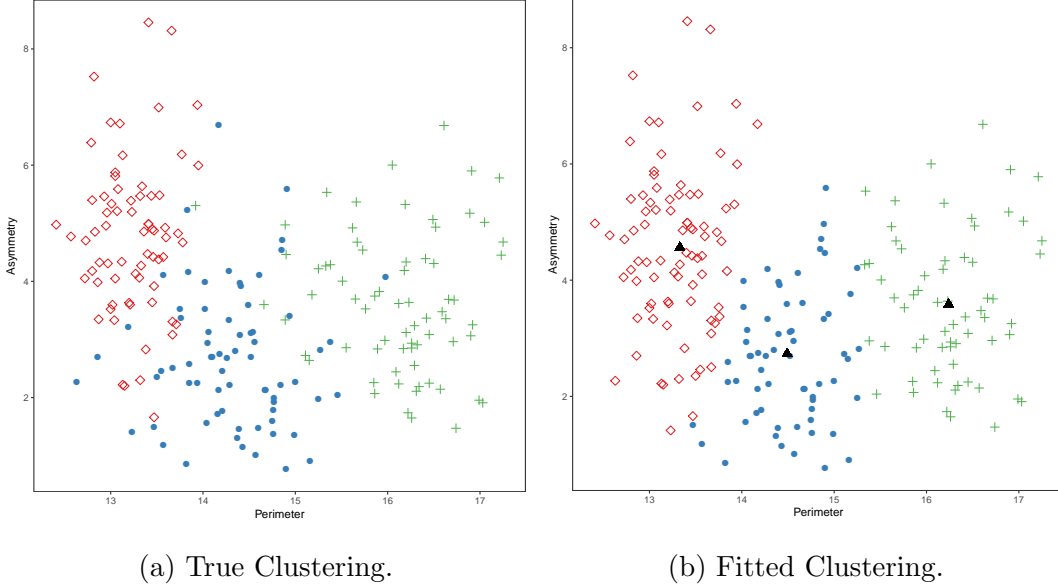


Figure 10: Plots of the true (a) and fitted (b) clusterings of the Seeds dataset, using the GSF-MCP. The lozenges (\diamond) indicate the Kama, the blue points (\bullet) indicate the Rosa and the green positive symbols ($+$) indicate the Canadian seeds. The black triangles (\blacktriangle) in the right-hand plot show the means of the fitted Gaussian mixture model by the GSF method using the MCP penalty.

The fitted model by the GSF-MCP, with an upper bound $K = 12$, is

$$0.37 \mathcal{N}\left(\begin{pmatrix} 13.33 \\ 4.56 \end{pmatrix}, \hat{\Sigma}\right) + 0.31 \mathcal{N}\left(\begin{pmatrix} 14.50 \\ 2.73 \end{pmatrix}, \hat{\Sigma}\right) + 0.32 \mathcal{N}\left(\begin{pmatrix} 16.24 \\ 3.58 \end{pmatrix}, \hat{\Sigma}\right)$$

with $\hat{\Sigma} = \begin{pmatrix} 0.21 & 0.04 \\ 0.04 & 1.66 \end{pmatrix}$. The log-likelihood value at this estimate is -681.85, and the GSF-

MCP correctly classified 88.1% of the data points. The corresponding coefficient plot is reported in Supplement E. We also ran the AIC, BIC and ICL, and they all selected the three-component model

$$0.40 \mathcal{N}\left(\begin{pmatrix} 13.31 \\ 4.52 \end{pmatrix}, \hat{\Sigma}\right) + 0.31 \mathcal{N}\left(\begin{pmatrix} 14.55 \\ 2.75 \end{pmatrix}, \hat{\Sigma}\right) + 0.29 \mathcal{N}\left(\begin{pmatrix} 16.29 \\ 3.58 \end{pmatrix}, \hat{\Sigma}\right),$$

where $\Sigma = \begin{pmatrix} 0.20 & 0.04 \\ 0.04 & 1.70 \end{pmatrix}$. The log-likelihood value at this estimate is given by -655.83, and the corresponding classification rate is 87.1%.

6 Conclusion and Discussion

In this manuscript, we developed the Group-Sort-Fuse (GSF) method for estimating the order of finite mixture models with a multidimensional parameter space. By starting with a conservative upper bound K on the mixture order, the GSF estimates the true order by applying two penalties to the overfitted log-likelihood, which group and fuse redundant mixture components. Under certain regularity conditions, the GSF is consistent in estimating the true order and it further provides a \sqrt{n} -consistent estimator for the true mixing measure (up to polylogarithmic factors). We examined its finite sample performance via thorough simulations, and further demonstrated the method by analyzing two real datasets.

We suggested the use of off-the-shelf methods, such as v -fold cross validation or the BIC, for selecting the tuning parameter λ_n involved in the penalty r_{λ_n} . Properties of such choices with respect to our theoretical guidelines, or alternative methods specialized to the GSF, require further investigation.

The methodology developed in this manuscript may be applicable to mixtures which satisfy weaker notions of strong identifiability (Ho et al., 2016a). Extending our proof techniques to such models is, however, nontrivial. In particular, bounding the log-likelihood ratio statistic for the overfitted MLE \tilde{G}_n (Dacunha-Castelle et al., 1999), and the penalized log-likelihood ratio for the MPLE \hat{G}_n , would require new insights in the absence of (second-order) strong identifiability. Empirically, we illustrated in Section 4 the promising finite sample performance of the GSF under location-Gaussian mixtures with an unknown but common covariance matrix, which themselves violate condition (SI).

We believe that the framework developed in this manuscript paves the way to a new class of methods for order selection problems in other latent-variable models, such as mixture of regressions and Markov-switching autoregressive models. Results of the type developed by Dacunha-Castelle et al. (1999) in understanding large sample behaviour of likelihood ratio statistics for these models, and the recent work of Ho et al. (2019) in characterizing rates of convergence for parameter estimation in over-specified Gaussian mixtures of experts, may provide first steps toward such extensions. We also mention applications of the GSF procedure to non-model-based clustering methods, such as the K -means algorithm. While the notion of

order, or true number of clusters, is generally elusive in the absence of a model, extensions of the GSF may provide a natural heuristic for choosing the number of clusters in such methods.

References

- Akaike, H. (1974). A new look at the statistical model identification. *IEEE Trans. Autom. Control AC-19*, 716–723. [3](#)
- Bechtel, Y. C., C. Bonaiti-Pellie, N. Poisson, J. Magnette, and P. R. Bechtel (1993). A population and family study of n-acetyltransferase using caffeine urinary metabolites. *Clin. Pharmacol. Ther.* *54*, 134–141. [1](#)
- Benaglia, T., D. Chauveau, D. Hunter, and D. Young (2009). mixtools: An r package for analyzing finite mixture models. *J. Stat. Softw.* *32*, 1–29. [15](#), [65](#), [66](#)
- Biernacki, C., G. Celeux, and G. Govaert (2000). Assessing a mixture model for clustering with the integrated completed likelihood. *IEEE Trans. Pattern. Anal. Mach. Intell.* *22*, 719–725. [3](#), [15](#)
- Bosch-Domènech, A., J. G. Montalvo, R. Nagel, and A. Satorra (2010). A finite mixture analysis of beauty-contest data using generalized beta distributions. *Exp. Econm.* *13*, 461–475. [1](#)
- Breheny, P. and J. Huang (2015). Group descent algorithms for nonconvex penalized linear and logistic regression models with grouped predictors. *Statist. Comput.* *25*, 173–187. [64](#)
- Charytanowicz, M., J. Niewczas, P. Kulczycki, P. A. Kowalski, S. Łukasik, and S. Zak (2010). Complete gradient clustering algorithm for features analysis of x-ray images. *Adv. Intell. Sof. Comput.* *69*, 15–24. [25](#)
- Chen, H. and J. Chen (2003). Tests for homogeneity in normal mixtures in the presence of a structural parameter. *Statist. Sinica* *13*, 351–365. [2](#)
- Chen, H., J. Chen, and J. Kalbfleisch (2004). Testing for a finite mixture model with two components. *J. R. Stat. Soc. Ser. B. Stat. Methodol.* *66*, 95–115. [13](#)
- Chen, J. (1995). Optimal rate of convergence for finite mixture models. *Ann. Statist.* *23*, 221–233. [2](#), [9](#), [13](#)
- Chen, J. and J. Kalbfleisch (1996). Penalized minimum-distance estimates in finite mixture models. *Canad. J. Statist.* *24*, 167–175. [3](#), [5](#), [8](#), [65](#)
- Chen, J. and A. Khalili (2008). Order selection in finite mixture models with a nonsmooth penalty. *J. Amer. Statist. Assoc.* *103*, 1674–1683. [3](#), [66](#)
- Chen, J. and P. Li (2009). Hypothesis test for normal mixture models: The em approach. *Ann. Statist.* *37*, 2523–2542. [2](#)

- Dacunha-Castelle, D., E. Gassiat, et al. (1999). Testing the order of a model using locally conic parametrization: population mixtures and stationary arma processes. *Ann. Statist.* *27*, 1178–1209. [2](#), [10](#), [26](#), [34](#)
- Dempster, A. P., N. M. Laird, and D. B. Rubin (1977). Maximum likelihood from incomplete data via the em algorithm. *J. R. Stat. Soc. Ser. B. Stat. Methodol.* *39*, 1–38. [3](#), [14](#), [62](#)
- Donoho, D. L. and J. M. Johnstone (1994). Ideal spatial adaptation by wavelet shrinkage. *Biometrika* *81*, 425–455. [64](#)
- Drton, M. and M. Plummer (2017). A bayesian information criterion for singular models. *J. R. Stat. Soc. Ser. B. Stat. Methodol.* *79*(2), 323–380. [3](#)
- Fan, J. and R. Li (2001). Variable selection via nonconcave penalized likelihood and its oracle properties. *J. Amer. Statist. Assoc.* *96*, 1348–1360. [8](#), [14](#), [78](#)
- Fan, J., H. Liu, Q. Sun, T. Zhang, et al. (2018). I-lamm for sparse learning: Simultaneous control of algorithmic complexity and statistical error. *Ann. Statist.* *46*, 814–841. [64](#)
- Fraley, C. and A. E. Raftery (1999). Mclust: Software for model-based cluster analysis. *J. Classification* *16*, 297–306. [15](#)
- Friedman, J., T. Hastie, and R. Tibshirani (2008). *The elements of statistical learning: data mining, inference, and prediction* (2 ed.). Springer Series in Statistics New York. [3](#)
- Genovese, C. R., L. Wasserman, et al. (2000). Rates of convergence for the gaussian mixture sieve. *Ann. Statist.* *28*, 1105–1127. [12](#)
- Ghosal, S. and A. W. van der Vaart (2001). Entropies and rates of convergence for maximum likelihood and bayes estimation for mixtures of normal densities. *Ann. Statist.* *29*, 1233–1263. [12](#)
- Grenier, I. (2016). Bayesian model selection for deep exponential families. unpublished thesis. [65](#)
- Hathaway, R. J. (1986). A constrained em algorithm for univariate normal mixtures. *J. Stat. Comput. Simul.* *23*, 211–230. [5](#)
- Heinrich, P. and J. Kahn (2018). Strong identifiability and optimal minimax rates for finite mixture estimation. *Ann. Statist.* *46*, 2844–2870. [2](#), [3](#), [13](#)
- Ho, N. (2017). *Parameter estimation and multilevel clustering with mixture and hierarchical models*. Ph. D. thesis, University of Michigan, Ann Arbor. [12](#)
- Ho, N. and X. Nguyen (2016). Singularity structures and impacts on parameter estimation in finite mixtures of distributions. *arXiv preprint arXiv:1609.02655*. [35](#)
- Ho, N., X. Nguyen, et al. (2016a). Convergence rates of parameter estimation for some weakly identifiable finite mixtures. *Ann. Statist.* *44*, 2726–2755. [2](#), [26](#)

- Ho, N., X. Nguyen, et al. (2016b). On strong identifiability and convergence rates of parameter estimation in finite mixtures. *Electron. J. Stat.* 10, 271–307. 2, 9, 10, 11, 13, 33, 34, 35
- Ho, N., X. Nguyen, and Y. Ritov (2017). Robust estimation of mixing measures in finite mixture models. *arXiv preprint arXiv:1709.08094*. 3
- Ho, N., C.-Y. Yang, and M. I. Jordan (2019). Convergence rates for gaussian mixtures of experts. *arXiv preprint arXiv:1907.04377*. 26
- Holzmann, H., A. Munk, and B. Stratmann (2004). Identifiability of finite mixtures-with applications to circular distributions. *Sankhya A* 69, 440–449. 13
- Hung, Y., Y. Wang, V. Zarnitsyna, C. Zhu, and C. F. J. Wu (2013). Hidden markov models with applications in cell adhesion experiments. *J. Amer. Statist. Assoc.* 108, 1469–1479. 3
- Ishwaran, H., L. F. James, and J. Sun (2001). Bayesian model selection in finite mixtures by marginal density decompositions. *J. Amer. Statist. Assoc.* 96, 1316–1332. 3
- James, L. F., C. E. Priebe, and D. J. Marchette (2001). Consistent estimation of mixture complexity. *Ann. Statist.* 29, 1281–1296. 3
- Kalman, D. (1984). The generalized vandermonde matrix. *Mathematics Magazine* 57(1), 15–21. 61
- Keribin, C. (2000). Consistent estimation of the order of mixture models. *Sankhya A* 62, 49–66. 3
- Lee, S. X. and G. J. McLachlan (2013). Model-based clustering and classification with non-normal mixture distributions. *Stat. Method Appl.* 22, 427–454. 25
- Leroux, B. G. (1992). Consistent estimation of a mixing distribution. *Ann. Statist.* 20, 1350–1360. 3
- Li, P. and J. Chen (2010). Testing the order of a finite mixture. *J. Amer. Statist. Assoc.* 105(491), 1084–1092. 2
- Li, P., J. Chen, and P. Marriott (2009). Non-finite fisher information and homogeneity: an em approach. *Biometrika* 96(2), 411–426. 8
- Liu, X. and Y. Shao (2003). Asymptotics for likelihood ratio tests under loss of identifiability. *Ann. Statist.* 31, 807–832. 2
- McLachlan, G. and D. Peel (2000). *Finite mixture models*. John Wiley & Sons. 1, 3
- McLachlan, G. J. (1987). On bootstrapping the likelihood ratio test statistic for the number of components in a normal mixture. *J. R. Stat. Soc. Ser. C. Appl. Stat.* 36, 318–324. 2
- Morel, J. G. and N. K. Nagaraj (1993). A finite mixture distribution for modelling multinomial extra variation. *Biometrika* 80(2), 363–371. 23

- Morris, T. H., D. R. Richmond, and S. D. Grimshaw (1996). Orientation of dinosaur bones in riverine environments: Insights into sedimentary dynamics and taphonomy. *The Continental Jurassic: Museum of Northern Arizona, Flagstaff*, 521–530. [1](#)
- Mosimann, J. E. (1962). On the compound multinomial distribution, the multivariate β -distribution, and correlations among proportions. *Biometrika* *49*(1/2), 65–82. [23](#)
- Nesterov, Y. (2004). *Introductory Lectures on Convex Optimization*. Kluwer Academic Publishers, New York. [14](#), [62](#)
- Nguyen, X. (2013). Convergence of latent mixing measures in finite and infinite mixture models. *Ann. Statist.* *41*(1), 370–400. [9](#)
- Richardson, S. and P. J. Green (1997). On bayesian analysis of mixtures with an unknown number of components (with discussion). *J. R. Stat. Soc. Ser. B. Stat. Methodol.* *59*, 731–792. [3](#)
- Schwarz, G. (1978). Estimating the dimension of a model. *Ann. Statist.* *6*, 461–464. [3](#)
- Serfling, R. J. (1981). *Approximation Theorems of Mathematical Statistics (Wiley Series in Probability and Statistics)*. Wiley-Interscience.
- Stephens, M. (2000). Bayesian analysis of mixture models with an unknown number of components-an alternative to reversible jump methods. *Ann. Statist.* *28*, 40–74. [3](#)
- Teicher, H. (1963). Identifiability of finite mixtures. *Ann. Math. Stat* *34*, 1265–1269. [14](#), [60](#)
- Thompson, T. J., P. J. Smith, and J. P. Boyle (1998). Finite mixture models with concomitant information: assessing diagnostic criteria for diabetes. *J. R. Stat. Soc. Ser. C. Appl. Stat.* *47*, 393–404. [1](#)
- van de Geer, S. (2000). *Empirical Processes in M-estimation*. Cambridge university press. [12](#), [34](#), [36](#), [37](#), [38](#), [39](#), [40](#)
- Villani, C. (2003). *Topics in optimal transportation*. Number 58. American Mathematical Soc. [38](#)
- Wong, W. H., X. Shen, et al. (1995). Probability inequalities for likelihood ratios and convergence rates of sieve mles. *Ann. Statist.* *23*, 339–362. [12](#)
- Woo, M.-J. and T. Sriram (2006). Robust estimation of mixture complexity. *J. Amer. Statist. Assoc.* *101*, 1475–1486. [3](#)
- Xu, C. and J. Chen (2015). A thresholding algorithm for order selection in finite mixture models. *Commun. Stat. - Simul. Comput* *44*, 433–453. [63](#)
- Zhang, C.-H. et al. (2010). Nearly unbiased variable selection under minimax concave penalty. *Ann. Statist.* *38*, 894–942. [9](#)
- Zhang, Y., R. Li, and C.-L. Tsai (2010). Regularization parameter pelections via generalized information criterion. *J. Amer. Statist. Assoc.* *105*, 312–323. [15](#)

- Zhao, J., L. Jin, and L. Shi (2015). Mixture model selection via hierarchical bic. *Comput. Statist. Data Anal.* 88, 139–153. 25
- Zou, H. (2006). The adaptive lasso and its oracle properties. *J. Amer. Statist. Assoc.* 101, 1418–1429. 9, 14
- Zou, H. and R. Li (2008). One-step sparse estimates in nonconcave penalized likelihood models. *Ann. Statist.* 36, 1509—1533. 63

Supplementary Material

This Supplementary Material contains six sections. Supplement **A** contains the statements of regularity conditions (A1)-(A4) on the parametric family \mathcal{F} and condition (C) on the cluster ordering $\alpha_{\mathbf{t}}$. Supplement **B** states several results from other papers which are needed for our subsequent proofs. Supplement **C** contains all proofs of the results stated in the main manuscript, and includes the statements and proofs of several auxiliary results. Supplement **D** outlines our numerical solution, and Supplement **E** reports several figures and tables cited in the main manuscript. Finally, Supplement **F** reports the implementation and complete numerical results of the simulation in Figure 3 of the main manuscript.

We now define some notation which will be used in the sequel. Recall that $\mathcal{F} = \{f(\mathbf{y}; \boldsymbol{\theta}) : \boldsymbol{\theta} = (\theta_1, \theta_2, \dots, \theta_d)^\top \in \Theta \subseteq \mathbb{R}^d, \mathbf{y} \in \mathcal{Y} \subseteq \mathbb{R}^N\}$ is a parametric density family with respect to a σ -finite measure ν . Let

$$\mathcal{P}_K = \left\{ p_G(\mathbf{y}) = \int_{\Theta} f(\mathbf{y}; \boldsymbol{\theta}) dG(\boldsymbol{\theta}) : G \in \mathcal{G}_K \right\}, \quad (6.1)$$

where, recall, that \mathcal{G}_K is the set of finite mixing measures with order at most $K \geq K_0$. Let $p_0 = p_{G_0}$ be the density of the true finite mixture model with its corresponding probability distribution P_0 . Let $\hat{p}_n = p_{\hat{G}_n}$ be the estimated mixture density based on the MPLE \hat{G}_n , and define the empirical measure $P_n = \frac{1}{n} \sum_{i=1}^n \delta_{\mathbf{Y}_i}$.

For any $p_G \in \mathcal{P}_K$, let $\bar{p}_G = \frac{p_G + p_0}{2}$, and $\bar{\mathcal{P}}_K^{\frac{1}{2}} = \left\{ \bar{p}_G^{\frac{1}{2}} : p_G \in \mathcal{P}_K \right\}$. For any $\delta > 0$, recall that

$$\bar{\mathcal{P}}_K^{\frac{1}{2}}(\delta) = \left\{ \bar{p}_G^{\frac{1}{2}} \in \bar{\mathcal{P}}_K^{\frac{1}{2}} : h(\bar{p}_G, p_0) \leq \delta \right\}.$$

Furthermore, define the empirical process

$$\nu_n(G) = \sqrt{n} \int_{\{p_0 > 0\}} \frac{1}{2} \log \left\{ \frac{p_G + p_0}{2p_0} \right\} d(P_n - P_0), \quad G \in \mathcal{G}_K. \quad (6.2)$$

We also define the following two collections of mixing measures, for some $0 < b_0 < 1$,

$$\mathcal{G}_K(b_0) = \left\{ G \in \mathcal{G}_K \setminus \mathcal{G}_{K_0-1} : G = \sum_{j=1}^K \pi_j \delta_{\boldsymbol{\theta}_j}, \pi_j \geq b_0 \right\}, \quad (6.3)$$

$$\mathcal{G}_K(b_0; \gamma) = \{ G \in \mathcal{G}_K(b_0) : h(p_G, p_{G_0}) \leq \gamma \}, \quad \forall \gamma > 0. \quad (6.4)$$

For any matrix $\mathbf{M} = (m_{ij})_{1 \leq i \leq d_1, 1 \leq j \leq d_2}$, we write the Frobenius norm as $\|\mathbf{M}\|_F = \left(\sum_{i=1}^{d_1} \sum_{j=1}^{d_2} m_{ij}^2 \right)^{\frac{1}{2}}$. For any real symmetric matrix \mathbf{M} , $\varrho_{\min}(\mathbf{M})$ and $\varrho_{\max}(\mathbf{M})$ denote respectively its minimum and maximum eigenvalues.

Supplement A: Conditions

We assume the parametric family \mathcal{F} is strongly identifiable (SI), and satisfies the following regularity conditions.

(A1) *Uniform Law of Large Numbers.* We have,

$$\sup_{G \in \mathcal{G}_K} \frac{1}{\sqrt{n}} |\nu_n(G)| \xrightarrow{a.s.} 0, \quad \text{as } n \rightarrow \infty,$$

where $\nu_n(G)$ is the empirical process defined in equation (6.2).

(A2) *Smoothness.* There exists $h_1 \in L^1(\nu)$ such that $|\log f(\mathbf{y}; \boldsymbol{\theta})| \leq h_1(\mathbf{y})$ ν -almost everywhere. Moreover, the kernel density $f(\mathbf{y}; \boldsymbol{\theta})$ possesses partial derivatives up to order 5 with respect to $\boldsymbol{\theta}$. For all $M \leq 5$ and all i_1, \dots, i_M ,

$$\frac{1}{p_{G_0}(\mathbf{Y})} \frac{\partial^M f(\mathbf{Y}; \boldsymbol{\theta})}{\partial \theta_{i_1} \dots \partial \theta_{i_M}} \in L^3(P_0).$$

There also exists a measurable function $h_2 \in L^3(P_0)$ and a positive $\epsilon > 0$ such that for all $\mathbf{y} \in \mathcal{Y}$,

$$\sup_{\|\boldsymbol{\theta} - \boldsymbol{\theta}_0\| \leq \epsilon} \left| \frac{1}{p_{G_0}(\mathbf{y})} \frac{\partial^5 f(\mathbf{y}; \boldsymbol{\theta})}{\partial \theta_{i_1} \dots \partial \theta_{i_5}} \right| \leq h_2(\mathbf{y}).$$

(A3) *Uniform Lipchitz Condition.* The kernel density f is uniformly Lipchitz up to the second order (Ho et al., 2016b). That is, there exists $\delta > 0$ such that for any $\boldsymbol{\gamma} \in \mathbb{R}^d$ and $\boldsymbol{\theta}_1, \boldsymbol{\theta}_2 \in \Theta$, there exists $C > 0$ such that for all $\mathbf{y} \in \mathcal{Y}$

$$\left| \boldsymbol{\gamma}^\top \left(\frac{\partial^2 f(\mathbf{y}; \boldsymbol{\theta}_1)}{\partial \boldsymbol{\theta} \partial \boldsymbol{\theta}^\top} - \frac{\partial^2 f(\mathbf{y}; \boldsymbol{\theta}_2)}{\partial \boldsymbol{\theta} \partial \boldsymbol{\theta}^\top} \right) \boldsymbol{\gamma} \right| \leq C \|\boldsymbol{\theta}_1 - \boldsymbol{\theta}_2\|_1^\delta \|\boldsymbol{\gamma}\|_2^2.$$

(A4) *Uniform Boundedness.* For any $\boldsymbol{\theta} = (\theta_1, \dots, \theta_d)^\top \in \Theta$, and $G \in \mathcal{F}$, and for all $j, l, h = 1, 2, \dots, d$, $i = 1, \dots, n$, let

$$U_i(\boldsymbol{\theta}; G) = \frac{1}{p_G(\mathbf{Y}_i)} f(\mathbf{Y}_i; \boldsymbol{\theta}) \tag{6.5}$$

$$U_{i,r}(\boldsymbol{\theta}; G) = \frac{1}{p_G(\mathbf{Y}_i)} \frac{\partial f(\mathbf{Y}_i; \boldsymbol{\theta})}{\partial \theta_r} \tag{6.6}$$

$$U_{i,rl}(\boldsymbol{\theta}; G) = \frac{1}{p_G(\mathbf{Y}_i)} \frac{\partial^2 f(\mathbf{Y}_i; \boldsymbol{\theta})}{\partial \theta_r \partial \theta_l} \tag{6.7}$$

$$U_{i,rlh}(\boldsymbol{\theta}; G) = \frac{1}{p_G(\mathbf{Y}_i)} \frac{\partial^3 f(\mathbf{Y}_i; \boldsymbol{\theta})}{\partial \theta_r \partial \theta_l \partial \theta_h}. \tag{6.8}$$

Then,

- (i) There exists some $\epsilon > 0$ and $q_1, q_2 \in L^1(P_0)$ such that, almost surely, for every $r, l, h = 1, \dots, d$, $|U_{1,rl}(\boldsymbol{\theta}, G_0)|^2 \leq q_1(\mathbf{Y}_1)$ and $|U_{1,rlh}(\boldsymbol{\theta}, G_0)|^2 \leq q_2(\mathbf{Y}_1)$, uniformly in $\boldsymbol{\theta} \in \Theta$ such that $\|\boldsymbol{\theta} - \boldsymbol{\theta}_{0k}\| < \epsilon$, for some $k = 1, 2, \dots, K_0$.

- (ii) Furthermore, we assume that there exist $\epsilon_1, \epsilon_2 > 0$, and $q_2, q_3 \in L^1(P_0)$ such that, almost surely, $|U_1(\boldsymbol{\theta}; G)|^2 \leq q_2(\mathbf{Y}_1)$ and for every $r = 1, \dots, d$, $|U_{1,j}(\boldsymbol{\theta}; G)| \leq q_3(\mathbf{Y}_1)$, uniformly for all G such that $W_2(G, G_0) < \epsilon_1$, and for all $\boldsymbol{\theta} \in \Theta$ such that $\|\boldsymbol{\theta} - \boldsymbol{\theta}_{0k}\| < \epsilon_2$, for some $k \in \{1, \dots, K_0\}$.

(A1) is a standard condition required to establish consistency of nonparametric maximum likelihood estimators. A sufficient condition for (A1) to hold is that the kernel density $f(\mathbf{y}; \boldsymbol{\theta})$ is continuous with respect to $\boldsymbol{\theta}$ for ν -almost every \mathbf{y} (see Example 4.2.4 of [van de Geer \(2000\)](#)). Under assumption (A2) and the Strong Identifiability condition (SI) in Definition 3, [Dacunha-Castelle et al. \(1999\)](#) showed that the likelihood ratio statistic for overfitted mixtures is stochastically bounded—see Theorem B.1 below. Under conditions (A3) and (SI), local upper bounds relating the Wasserstein distance over \mathcal{G}_K to the Hellinger distance over \mathcal{P}_K in (6.1) have been established by [Ho et al. \(2016b\)](#)—see Theorem B.2 below. A careful examination of the proof of Theorem 3 shows that condition (A4).(ii) can be replaced by the condition that there exists $q_3 \in L^2(P_0)$ and $\epsilon > 0$ such that for all $G \in \mathcal{G}_K$, if $W_2(G, G_0) < \epsilon$, then

$$\left| \frac{p_{G_0}(\mathbf{Y}_1)}{p_G(\mathbf{Y}_1)} - 1 \right| \leq q_3(\mathbf{Y}_1) W_2(G, G_0).$$

Furthermore, we assume that the cluster ordering $\alpha_{\mathbf{t}}$ satisfies the following continuity-type condition.

- (C) Let $\mathbf{s} = (\mathbf{s}_1, \dots, \mathbf{s}_{K_0}) \in \Theta^{K_0}$, and $\mathbf{t} = (\mathbf{t}_1, \dots, \mathbf{t}_K) \in \Theta^K$. Suppose the components of \mathbf{s} are distinct, and that there exists a cluster partition $\mathcal{P} = \{\mathcal{C}_1, \dots, \mathcal{C}_{K_0}\}$ of \mathbf{t} of size K_0 . Let $\tau \in S_{K_0}$ be the permutation such that $(\mathbf{t}_{\alpha_{\mathbf{t}}(1)}, \dots, \mathbf{t}_{\alpha_{\mathbf{t}}(K)}) = (\mathcal{C}_{\tau(1)}, \dots, \mathcal{C}_{\tau(K_0)})$, as implied by the definition of cluster ordering. Then, there exists $\delta > 0$ such that, if for all $k = 1, \dots, K_0$ and $\mathbf{t}_j \in \mathcal{C}_k$ we have $\|\mathbf{t}_j - \mathbf{s}_k\| < \delta$, then $\tau = \alpha_{\mathbf{s}}$.

An illustration of condition (C) is provided in Figure 11. It is easy to verify that the cluster ordering in (2.5) satisfies (C) when none of the components of \mathbf{s} are equidistant. When some of the components of \mathbf{s} are equidistant, the minimizer in (2.5) may not be unique. If such ties are broken in a consistent manner, it can be seen that (C) continues to hold. On the other hand, it is worth noting that many other choices of cluster orderings satisfying (C) exist, such as the one shown in the left plot of Figure 11.

Supplement B: Results from Other Papers

In this section, we state several existing results which are needed to prove our main Theorems 1-3. We begin with a simplified statement of Theorem 3.2 of [Dacunha-Castelle et al. \(1999\)](#), which describes the behaviour of the likelihood ratio statistic of strongly identifiable mixture models.

Theorem B.1 ([Dacunha-Castelle et al. \(1999\)](#)). *Under conditions (SI) and (A2), the log-*

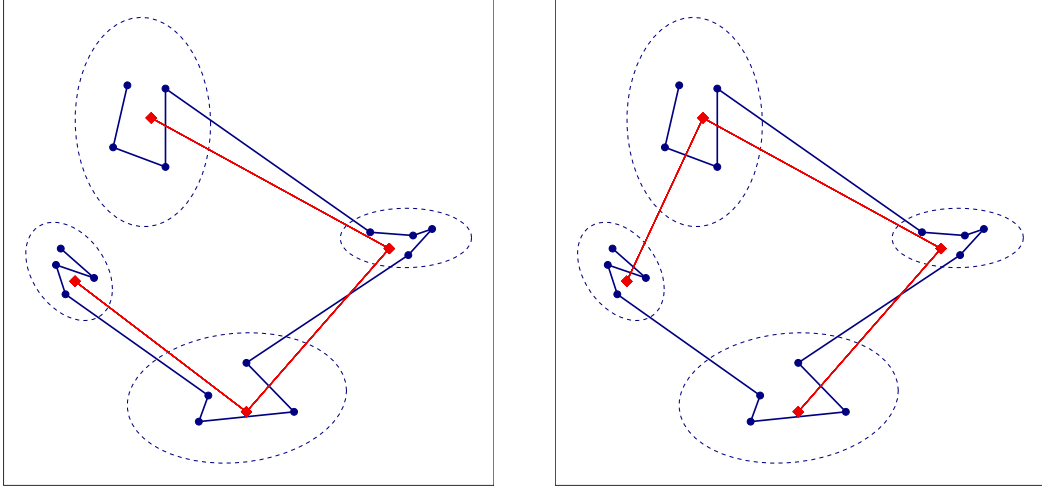


Figure 11: Illustration of condition (C). The points of \mathbf{t} are depicted in blue (\bullet) and the points of \mathbf{s} are depicted in red (\blacklozenge). The blue solid lines ($—$) denote the permutation $\alpha_{\mathbf{t}}$, while the red solid lines ($—$) denote the permutation $\alpha_{\mathbf{s}}$. The ellipses ($- -$) represent a choice of cluster partition of \mathbf{t} . The choice of cluster ordering in the left plot satisfies condition (C), while that of the right plot does not.

likelihood ratio statistic over the class \mathcal{G}_K satisfies

$$\sup_{G \in \mathcal{G}_K} l_n(G) - l_n(G_0) = O_p(1).$$

Next, we summarize two results of [Ho et al. \(2016b\)](#), relating the Wasserstein distance between two mixing measures to the Hellinger distance between their corresponding mixture densities. We note that these results were originally proven in the special case where the dominating measure ν of the parametric family \mathcal{F} is the Lebesgue measure. A careful verification of Ho and Nguyen's proof technique readily shows that ν can be any σ -finite measure. The assumptions made in our statement below are stronger than necessary for part (i), but kept for convenience.

Theorem B.2 ([Ho et al. \(2016b\)](#)). *Suppose that \mathcal{F} satisfies conditions (SI) and (A3). Then, there exist $\delta_0, c_0 > 0$ depending only on G_0, Θ and \mathcal{F} such that the following two statements hold.*

- (i) *For all mixing measures G with exactly K_0 atoms satisfying $W_1(G, G_0) < \delta_0$, we have $h(p_G, p_0) \geq c_0 W_1(G, G_0)$.*
- (ii) *For all mixing measures $G \in \mathcal{G}_K$ satisfying $W_2(G, G_0) < \delta_0$, we have $h(p_G, p_0) \geq c_0 W_2^2(G, G_0)$.*

The following result ([Ho and Nguyen, 2016](#), Lemma 3.1) relates the convergence of a mixing measure in Wasserstein distance to the convergence of its atoms and mixing proportions.

Lemma B.3 ([Ho and Nguyen \(2016\)](#)). *For any mixing measure $G = \sum_{j=1}^K \pi_k \delta_{\theta_j} \in \mathcal{G}_K(b_0)$, for some $b_0 > 0$, let $\mathcal{I}_k = \{j : \|\theta_j - \theta_{0k}\| \leq \|\theta_j - \theta_{0l}\|, \forall l \neq k\}$, for all $k = 1, \dots, K_0$. Then,*

for any $r \geq 1$,

$$W_r^r(G, G_0) \asymp \sum_{k=1}^{K_0} \sum_{j \in \mathcal{I}_k} \pi_j \|\boldsymbol{\theta}_j - \boldsymbol{\theta}_{0k}\|^r + \sum_{k=1}^{K_0} \left| \pi_{0k} - \sum_{j \in \mathcal{I}_k} \pi_j \right|,$$

as $W_r(G, G_0) \downarrow 0$.

The following theorem from empirical process theory is a special case of Theorem 5.11 from [van de Geer \(2000\)](#), and will be invoked in the proof of our Theorem 2.

Theorem B.4 ([van de Geer \(2000\)](#)). *Let $R > 0$ be given and let*

$$N(R) = \{G \in \mathcal{G}_K : h(\bar{p}_G, p_0) \leq R\}, \quad (6.9)$$

where $\bar{p}_G = \frac{p_G + p_0}{2}$. *Given a universal constant $C > 0$, let $a, C_1 > 0$ be chosen such that*

$$a \leq C_1 \sqrt{n} R^2 \wedge 8 \sqrt{n} R, \quad (6.10)$$

and,

$$a \geq \sqrt{C^2(C_1 + 1)} \left(\int_0^R \sqrt{H_B \left(\frac{u}{\sqrt{2}}, \{p_G : G \in N(R)\}, \nu \right)} du \vee R \right), \quad (6.11)$$

Then,

$$\mathbb{P} \left\{ \sup_{G \in N(R)} |\nu_n(G)| \geq a \right\} \leq C \exp \left(-\frac{a^2}{C^2(C_1 + 1)R^2} \right),$$

where $\nu_n(G)$ is defined in equation (6.2).

Supplement C: Proofs

In the proofs of our main results, we will frequently work with differences of the form $L_n(G) - L_n(G_0)$, for $G \in \mathcal{G}_K$. We therefore introduce the following constructions. Given a generic mixing measure $G = \sum_{j=1}^K \pi_j \delta_{\boldsymbol{\theta}_j} \in \mathcal{G}_K$ and the true mixing measure $G_0 = \sum_{k=1}^{K_0} \pi_{0k} \delta_{\boldsymbol{\theta}_{0k}}$, define $\boldsymbol{\theta} = (\boldsymbol{\theta}_1, \dots, \boldsymbol{\theta}_K)$ and $\boldsymbol{\theta}_0 = (\boldsymbol{\theta}_{01}, \dots, \boldsymbol{\theta}_{0K_0})$, and let $\boldsymbol{\pi} = (\pi_1, \dots, \pi_K)^\top$ and $\boldsymbol{\pi}_0 = (\pi_{01}, \dots, \pi_{0K_0})^\top$. For simplicity in notation, in what follows we write $\varphi(\pi_1, \dots, \pi_K) = \varphi(\boldsymbol{\pi})$.

Define the following difference between the first penalty functions

$$\zeta_n(G) = \frac{1}{n} \{ \varphi(\boldsymbol{\pi}_0) - \varphi(\boldsymbol{\pi}) \}, \quad \forall G \in \mathcal{G}_K. \quad (6.12)$$

Furthermore, recall that for all $\mathbf{t} = (\mathbf{t}_1, \dots, \mathbf{t}_K) \in \Theta^K$, $\alpha_{\mathbf{t}}$ is a cluster ordering. Let $\alpha = \alpha_{\boldsymbol{\theta}}$ and $\alpha_0 = \alpha_{\boldsymbol{\theta}_0}$. Recall that $\boldsymbol{\eta}_j = \boldsymbol{\theta}_{\alpha(j+1)} - \boldsymbol{\theta}_{\alpha(j)}$, $j = 1, \dots, K-1$, and let $\boldsymbol{\eta}_{0k} = \boldsymbol{\theta}_{0\alpha_0(k+1)} - \boldsymbol{\theta}_{0\alpha_0(k)}$, $k = 1, \dots, K_0-1$. Likewise, given mixing measures $\tilde{G} = \sum_{j=1}^K \tilde{\pi}_j \delta_{\tilde{\boldsymbol{\theta}}_j} \in \mathcal{G}_K$ and $\tilde{G}_0 = \sum_{k=1}^{K_0} \tilde{\pi}_{0k} \delta_{\tilde{\boldsymbol{\theta}}_{0k}} \in \mathcal{G}_{K_0}$, let $\tilde{\boldsymbol{\theta}} = (\tilde{\boldsymbol{\theta}}_1, \dots, \tilde{\boldsymbol{\theta}}_K)$ and $\tilde{\boldsymbol{\theta}}_0 = (\tilde{\boldsymbol{\theta}}_{01}, \dots, \tilde{\boldsymbol{\theta}}_{0K_0})$. Define $\tilde{\boldsymbol{\eta}}_j = \tilde{\boldsymbol{\theta}}_{\tilde{\alpha}(j+1)} - \tilde{\boldsymbol{\theta}}_{\tilde{\alpha}(j)}$ for all $j = 1, \dots, K-1$, and $\tilde{\boldsymbol{\eta}}_{0k} = \tilde{\boldsymbol{\theta}}_{\tilde{\alpha}_0(k+1)} - \tilde{\boldsymbol{\theta}}_{\tilde{\alpha}_0(k)}$ for all $k = 1, \dots, K_0-1$, where $\tilde{\alpha} = \alpha_{\tilde{\boldsymbol{\theta}}}$

and $\tilde{\alpha}_0 = \alpha_{\tilde{\theta}_0}$. Let $u, v \in S_{K-1}$ be the permutations such that

$$\|\boldsymbol{\eta}_{u(1)}\| \geq \cdots \geq \|\boldsymbol{\eta}_{u(K-1)}\|, \quad \|\tilde{\boldsymbol{\eta}}_{v(1)}\| \geq \cdots \geq \|\tilde{\boldsymbol{\eta}}_{v(K-1)}\|,$$

and similarly, let $u_0, v_0 \in S_{K_0-1}$ be such that

$$\|\boldsymbol{\eta}_{0u_0(1)}\| \geq \cdots \geq \|\boldsymbol{\eta}_{0u_0(K_0-1)}\|, \quad \|\tilde{\boldsymbol{\eta}}_{0v_0(1)}\| \geq \cdots \geq \|\tilde{\boldsymbol{\eta}}_{0v_0(K_0-1)}\|. \quad (6.13)$$

Let $\psi = v \circ u^{-1}$ and $\psi_0 = v_0 \circ u_0^{-1}$. Then, in analogy to Section 3 of the main manuscript, we define the weights

$$\omega_j \equiv \omega_j(\boldsymbol{\theta}, \tilde{\boldsymbol{\theta}}) = \|\tilde{\boldsymbol{\eta}}_{\psi(j)}\|^{-\beta}, \quad \omega_{0k} \equiv \omega_{0k}(\boldsymbol{\theta}_0, \tilde{\boldsymbol{\theta}}_0) = \|\tilde{\boldsymbol{\eta}}_{0\psi_0(k)}\|^{-\beta}, \quad (6.14)$$

for some $\beta > 1$, and for all $j = 1, \dots, K-1$, $k = 1, \dots, K_0-1$. We then set

$$\xi_n(G; \tilde{G}, \tilde{G}_0) = \sum_{k=1}^{K_0-1} r_{\lambda_n}(\|\boldsymbol{\eta}_{0k}\|; \omega_{0k}) - \sum_{j=1}^{K-1} r_{\lambda_n}(\|\boldsymbol{\eta}_j\|; \omega_j). \quad (6.15)$$

It is worth noting that $\xi_n(G; \tilde{G}, \tilde{G}_0)$ is well-defined due to Property (i) in Definition 2 of cluster orderings. Finally, throughout the sequel, we let

$$\tilde{G}_n = \operatorname{argmax}_{G \in \mathcal{G}_K} \{l_n(G) - \varphi(\boldsymbol{\pi})\}, \quad \tilde{G}_{0n} = \operatorname{argmax}_{G \in \mathcal{G}_{K_0}} \{l_n(G) - \varphi(\boldsymbol{\pi})\}. \quad (6.16)$$

With this notation, the penalized log-likelihood difference $L_n(G) - L_n(G_0)$ may be written as follows for the choice of weights described in Section 3 of the main manuscript,

$$L_n(G) - L_n(G_0) = \{l_n(G) - l_n(G_0)\} + n\zeta_n(G) + n\xi_n(G; \tilde{G}_n, \tilde{G}_{0n})$$

for any $G \in \mathcal{G}_K$.

C.1. Proof of Theorem 1

We begin with the following Lemma, which generalizes Lemma 4.1 of van de Geer (2000).

Lemma 1. *The MPLE \hat{G}_n satisfies*

$$h^2 \left(\frac{\hat{p}_n + p_0}{2}, p_0 \right) - \frac{1}{4} \left[\zeta_n(\hat{G}_n) + \xi_n(\hat{G}_n; \tilde{G}_n, \tilde{G}_{0n}) \right] \leq \frac{1}{\sqrt{n}} \nu_n(\hat{G}_n), \quad (6.17)$$

for all $n \geq 1$, where \tilde{G}_n and \tilde{G}_{0n} are given in (6.16).

Proof. By concavity of the log function, we have

$$\log \frac{\hat{p}_n + p_0}{2p_0} I\{p_0 > 0\} \geq \frac{1}{2} \log \frac{\hat{p}_n}{p_0} I\{p_0 > 0\}. \quad (6.18)$$

Now, note that

$$0 \leq \frac{1}{n} \left\{ L_n(\widehat{G}_n) - L_n(G_0) \right\} = \int \log \frac{\widehat{p}_n}{p_0} dP_n + \zeta_n(\widehat{G}_n) + \xi_n(\widehat{G}_n).$$

Thus, by (6.18),

$$\begin{aligned} & -\frac{1}{4} \left[\xi_n(\widehat{G}_n) + \zeta_n(\widehat{G}_n) \right] \\ & \leq \int_{\{p_0 > 0\}} \frac{1}{4} \log \frac{\widehat{p}_n}{p_0} dP_n \\ & \leq \int_{\{p_0 > 0\}} \frac{1}{2} \log \frac{\widehat{p}_n + p_0}{2p_0} d(P_n - P_0) + \int_{\{p_0 > 0\}} \frac{1}{2} \log \frac{\widehat{p}_n + p_0}{2p_0} dP_0 \\ & = \int_{\{p_0 > 0\}} \frac{1}{2} \log \frac{\widehat{p}_n + p_0}{2p_0} d(P_n - P_0) - \frac{1}{2} \text{KL} \left(\frac{\widehat{p}_n + p_0}{2}, p_0 \right) \\ & \leq \frac{1}{\sqrt{n}} \nu_n(\widehat{G}_n) - h^2 \left(\frac{\widehat{p}_n + p_0}{2}, p_0 \right), \end{aligned}$$

where KL denotes the Kullback-Leibler divergence, and we have used the well-known inequality $h^2(q, q') \leq \frac{1}{2} \text{KL}(q, q')$, for any densities q and q' . The claim follows. \square

As noted in van de Geer (2000), for all $G \in \mathcal{G}_K$ we have

$$h^2(\bar{p}_G, p_0) \leq \frac{1}{2} h^2(p_G, p_0), \quad h^2(p_G, p_0) \leq 16 h^2(\bar{p}_G, p_0). \quad (6.19)$$

Combining the second of these inequalities with Lemma 1 immediately yields an upper bound on $h(\widehat{p}_n, p_0)$. This fact combined with the relationship $W_2^2 \lesssim h$ in Theorem B.2 leads to the proof of Theorem 1.

Proof (Of Theorem 1). We begin with Part (i). A combination of (6.19) and Lemma 1 yields

$$\begin{aligned} h^2(\widehat{p}_n, p_0) & \lesssim h^2 \left(\frac{\widehat{p}_n + p_0}{2}, p_0 \right) \\ & \leq \frac{1}{4} \left[\zeta_n(\widehat{G}_n) + \xi_n(\widehat{G}_n; \widetilde{G}_n, \widetilde{G}_{0n}) \right] + \frac{1}{\sqrt{n}} \nu_n(\widehat{G}_n) \\ & \leq \frac{\varphi(\boldsymbol{\pi}_0)}{4n} + \frac{1}{4} \sum_{j=1}^K r_{\lambda_n}(\|\boldsymbol{\eta}_{0j}\|; \omega_{0j}) + \sup_{G \in \mathcal{G}_K} \frac{1}{\sqrt{n}} |\nu_n(G)|. \end{aligned}$$

Since the elements of $\boldsymbol{\pi}_0$ are bounded away from zero, $\frac{\varphi(\boldsymbol{\pi}_0)}{4n} = o(1)$. Furthermore, under assumption (P1) on r_{λ_n} , and using the fact that \widetilde{G}_{0n} has exactly K_0 atoms as $n \rightarrow \infty$ almost surely, we have $r_{\lambda_n}(\|\boldsymbol{\eta}_{0j}\|; \omega_{0j}) \xrightarrow{a.s.} 0$ for all $j = 1, \dots, K-1$. Finally, assumption (A1) implies that $\sup_{G \in \mathcal{G}_K} \frac{1}{\sqrt{n}} |\nu_n(G)| \xrightarrow{a.s.} 0$. We deduce that $h(\widehat{p}_n, p_0) \xrightarrow{a.s.} 0$.

Furthermore, for any $r \geq 1$, using the interpolation equations (7.3) and (7.4) of Villani

(2003), and Part (ii) of Theorem B.2 above, we have

$$W_r^r(\hat{G}_n, G_0) \leq \left(\text{diam}^{r-2}(\Theta) \vee 1 \right) W_2^2(\hat{G}_n, G_0) \lesssim h(\hat{p}_n, p_0) \xrightarrow{a.s.} 0,$$

where $\text{diam}(\Theta) = \sup\{\|\boldsymbol{\theta} - \boldsymbol{\eta}\| : \boldsymbol{\theta}, \boldsymbol{\eta} \in \Theta\} < \infty$, due to the compactness assumption on Θ . The result follows.

We now turn to Part (ii). As a result of Part (i), the MPLE \hat{G}_n has at least as many atoms as G_0 with probability tending to one. This implies that for every $k = 1, 2, \dots, K_0$, there exists at least one $1 \leq j \leq K$ such that $\|\hat{\boldsymbol{\theta}}_j - \boldsymbol{\theta}_{0k}\| \xrightarrow{p} 0$, as $n \rightarrow \infty$. It then follows by Condition (C) that for each $k = 1, 2, \dots, K_0 - 1$, there exists $1 \leq j \leq K - 1$ such that $\|\hat{\boldsymbol{\eta}}_j - \boldsymbol{\eta}_{0k}\| \xrightarrow{p} 0$. Thus, by condition (P1) since $r_{\lambda_n} \geq 0$, and \bar{G}_n is the MLE of G over \mathcal{G}_K ,

$$\begin{aligned} 0 &\leq L_n(\hat{G}_n) - L_n(G_0) \\ &\leq \left\{ l_n(\hat{G}_n) - l_n(G_0) \right\} + n \sum_{k=1}^{K_0-1} r_{\lambda_n}(\|\boldsymbol{\eta}_{0k}\|; \omega_{0k}) - \{\varphi(\hat{\boldsymbol{\pi}}) - \varphi(\boldsymbol{\pi}_0)\} \\ &\leq \left\{ l_n(\bar{G}_n) - l_n(G_0) \right\} + n \sum_{k=1}^{K_0-1} r_{\lambda_n}(\|\boldsymbol{\eta}_{0k}\|; \omega_{0k}) - \{\varphi(\hat{\boldsymbol{\pi}}) - \varphi(\boldsymbol{\pi}_0)\}. \end{aligned}$$

Using condition (P1) since $r_{\lambda_n}(\|\boldsymbol{\eta}_{0k}\|; \omega_{0k}) = o(1)$, for large n we have

$$l_n(G_0) - n \sum_{k=1}^{K_0-1} r_{\lambda_n}(\|\boldsymbol{\eta}_{0k}\|; \omega_{0k}) = l_n(G_0)(1 + o_p(1)).$$

Thus,

$$0 \leq \left\{ l_n(\bar{G}_n) - l_n(G_0)(1 + o_p(1)) \right\} - \{\varphi(\hat{\boldsymbol{\pi}}) - \varphi(\boldsymbol{\pi}_0)\}.$$

Under condition (SI) and regularity condition (A2), it now follows from Theorem B.1 that

$$0 \leq \varphi(\hat{\boldsymbol{\pi}}) \leq \left\{ l_n(\bar{G}_n) - l_n(G_0)(1 + o_p(1)) \right\} + \varphi(\boldsymbol{\pi}_0) = O_p(1).$$

By definition of φ , the estimated mixing proportions $\hat{\pi}_j$ are thus strictly positive in probability, as $n \rightarrow \infty$. It must then follow from Lemma B.3 that, for all $k = 1, 2, \dots, K_0$, $\sum_{j \in \mathcal{I}_k} \hat{\pi}_j = \pi_{0k} + o_p(1)$ up to relabelling, and for every $l = 1, \dots, K$, there exists $k = 1, \dots, K_0$ such that $\|\hat{\boldsymbol{\theta}}_l - \boldsymbol{\theta}_{0k}\| \xrightarrow{p} 0$, or equivalently $\max_{j \in \mathcal{I}_k} \|\hat{\boldsymbol{\theta}}_j - \boldsymbol{\theta}_{0k}\| \xrightarrow{p} 0$, as $n \rightarrow \infty$. \square

C.2. Proof of Theorem 2

Inspired by van de Geer (2000), our starting point for proving Theorem 2 is the Basic Inequality in Lemma 1. To make use of this inequality, we must control the penalty differences $\zeta_n(G)$ and $\xi_n(G; \tilde{G}, \tilde{G}_0)$ for all triplets $(G; \tilde{G}, \tilde{G}_0)$ in an appropriate neighborhood of G_0 . We do so by first establishing a rate of convergence of the estimator \tilde{G}_n and of the oracle estimator \tilde{G}_{0n} . In what follows, we write $\tilde{p}_n = p_{\tilde{G}_n}$.

Lemma 2. For a universal constant $J > 0$, assume there exists a sequence of real numbers $\gamma_n \gtrsim (\log n/n)^{1/2}$ such that for all $\gamma \geq \gamma_n$,

$$\mathcal{J}_B \left(\gamma, \bar{\mathcal{P}}_K^{\frac{1}{2}}(\gamma), \nu \right) \leq J\sqrt{n}\gamma^2.$$

Then $h(\tilde{p}_n, p_0) = O_p(\gamma_n)$. In particular, it follows that

$$W_1(\tilde{G}_n, G_0) = O_p(\gamma_n^{\frac{1}{2}}), \quad \text{and} \quad W_1(\tilde{G}_{0n}, G_0) = O_p(\gamma_n).$$

Proof. The proof follows by the same argument as that of Theorem 7.4 in [van de Geer \(2000\)](#). In view of Lemma 1 with $\lambda_n = 0$, we have

$$\begin{aligned} \mathbb{P} \{ h(\tilde{p}_n, p_0) > \gamma_n \} &\leq \mathbb{P} \left\{ \sup_{\substack{G \in \mathcal{G}_K \\ h(\bar{p}_G, p_0) > \gamma_n/4}} n^{-\frac{1}{2}} \nu_n(G) + \frac{1}{4} \zeta_n(G) - h^2(\bar{p}_G, p_0) \geq 0 \right\} \\ &\leq \mathbb{P} \left\{ \sup_{\substack{G \in \mathcal{G}_K \\ h(\bar{p}_G, p_0) > \gamma_n/4}} n^{-\frac{1}{2}} \nu_n(G) + \frac{H}{n} - h^2(\bar{p}_G, p_0) \geq 0 \right\}, \end{aligned}$$

where $H := \varphi(\pi_0)/4 \geq n\zeta_n(G)/4$ for any $G \in \mathcal{G}_K$.

Let $\mathcal{S} = \min\{s : 2^{s+1}\gamma_n/4 > 1\}$. We have

$$\begin{aligned} &\mathbb{P} \left\{ \sup_{\substack{G \in \mathcal{G}_K \\ h(\bar{p}_G, p_0) > \gamma_n/4}} n^{-\frac{1}{2}} \nu_n(G) + \frac{H}{n} - h^2(\bar{p}_G, p_0) \geq 0 \right\} \\ &\leq \sum_{s=0}^{\mathcal{S}} \mathbb{P} \left\{ \sup_{\substack{G \in \mathcal{G}_K \\ h(\bar{p}_G, p_0) \leq (2^{s+1})\gamma_n/4}} \nu_n(G) \geq \sqrt{n}2^{2s} \left(\frac{\gamma_n}{4} \right)^2 - \frac{H}{\sqrt{n}} \right\}. \end{aligned}$$

We may now invoke Theorem B.4. Let $R = 2^{s+1}\gamma_n$, $C_1 = 15$, and

$$a = \sqrt{n}2^{2s} \left(\frac{\gamma_n}{4} \right)^2 - \frac{H}{\sqrt{n}}.$$

To show that condition (6.11) holds, note that

$$\begin{aligned}
& 4C \left(\int_0^{2^{s+1}\gamma_n} \sqrt{H_B \left(\frac{u}{\sqrt{2}}, \bar{\mathcal{P}}_K^{\frac{1}{2}} \left(2^{s+1} \frac{\gamma_n}{4} \right), \nu \right)} du \vee 2^{s+1}\gamma_n \right) \\
& \leq 4C \left(\sqrt{2} \int_0^{2^{s+\frac{1}{2}}\gamma_n} \sqrt{H_B \left(u, \bar{\mathcal{P}}_K^{\frac{1}{2}} \left(2^{s+\frac{1}{2}}\gamma_n \right), \nu \right)} du \vee 2^{s+1}\gamma_n \right) \\
& \leq 4C \left(J\sqrt{2}\sqrt{n}2^{2s+\frac{1}{2}}\gamma_n^2 \vee 2^{s+1}\gamma_n \right) \\
& = 4C \left(J\sqrt{n}2^{2s+1}\gamma_n^2 \vee 2^{s+1}\gamma_n \right).
\end{aligned}$$

There exists $N > 0$ depending on H (and hence on G_0) such that the above quantity is bounded above by a for all $n \geq N$, for a universal constant $J > 0$. Invoking Theorem 1, we therefore have

$$\begin{aligned}
& \sum_{s=0}^S \mathbb{P} \left\{ \sup_{\substack{G \in \mathcal{G}_K \\ h(\bar{p}_G, p_0) \leq (2^{s+1})\gamma_n/4}} \nu_n(G) + \frac{H}{\sqrt{n}} \geq \sqrt{n}2^{2s} \left(\frac{\gamma_n}{4} \right)^2 \right\} \\
& \leq C \sum_{s=0}^{\infty} \exp \left\{ -\frac{1}{16C^2 2^{2s+2}\gamma_n^2} \left[\sqrt{n}2^{2s} \left(\frac{\gamma_n}{4} \right)^2 - \frac{H}{\sqrt{n}} \right]^2 \right\} \\
& \leq C \sum_{s=0}^{\infty} \exp \left\{ -\frac{1}{16C^2 2^{2s+2}\gamma_n^2} \left[\frac{n2^{4s}\gamma_n^4}{(16)^2} - \frac{2^{2s+1}\gamma_n^2 H}{16} \right] \right\} \\
& = C \exp \left\{ \frac{H}{2^9 C^2} \right\} \sum_{s=0}^{\infty} \exp \left\{ -\frac{n2^{2s-2}\gamma_n^2}{(16)^3 C^2} \right\} \\
& = o(1).
\end{aligned}$$

The claim of the first part follows. The second part follows by Theorem B.2. \square

In view of Theorem 1 and Lemma 2, for every $\epsilon \in (0, 1)$, there exists $b_0 > 0$ such that $\tilde{G}_n \in \mathcal{G}_K(b_0; \gamma_n)$ and $\tilde{G}_{0n} \in \mathcal{G}_{K_0}(b_0; \gamma_n)$ for large enough n , with probability at least $1 - \epsilon$. This fact, combined with the following key proposition, will lead to the proof of Theorem 2.

Proposition 2. *Let $\kappa_n \geq \gamma_n \gtrsim (\log n/n)^{1/2}$. Let $0 < b_0 < \min_{1 \leq k \leq K_0} \pi_{0k}$. Under penalty conditions (P1) and (P2), there exists constants $c, M > 0$ depending on G_0 such that, if $\kappa_n \leq M$, then*

$$\begin{aligned}
& \sup \left\{ \xi_n(G; \tilde{G}, \tilde{G}_0) : G \in \mathcal{G}_K(b_0; \kappa_n), \tilde{G} \in \mathcal{G}_K(b_0; \gamma_n), \tilde{G}_0 \in \mathcal{G}_{K_0}(b_0; \gamma_n) \right\} \\
& \leq c \frac{\left(\gamma_n^{\frac{1}{2}} + \kappa_n^{\frac{1}{2}} \right) \gamma_n^{\frac{3}{2}}}{\log n}.
\end{aligned}$$

Proof. We prove the Proposition in six steps.

Step 0: Setup. Let $G \in \mathcal{G}_K(b_0; \kappa_n)$, $\tilde{G} \in \mathcal{G}_K(b_0; \gamma_n)$ and $\tilde{G}_0 \in \mathcal{G}_{K_0}(b_0; \gamma_n)$. The dependence

of G, \tilde{G} and \tilde{G}_0 on n is omitted from the notation for simplicity. It will suffice to prove that there exist $c, M > 0$ which do not depend on G, \tilde{G} and \tilde{G}_0 , such that if $\kappa_n, \gamma_n \leq M$, then

$$\xi_n(G; \tilde{G}, \tilde{G}_0) \leq c\gamma_n^{\frac{3}{2}} \left(\gamma_n^{\frac{1}{2}} + \kappa_n^{\frac{1}{2}} \right) / \log n.$$

Writing $G = \sum_{k=1}^K \pi_k \delta_{\theta_k}$, define the Voronoi diagram

$$\mathcal{V}_k = \{\theta_j : \|\theta_j - \theta_{0k}\| \leq \|\theta_j - \theta_{0l}\|, \forall l \neq k\}, \quad k = 1, \dots, K_0,$$

with corresponding index sets $\mathcal{I}_k = \{1 \leq j \leq K : \theta_j \in \mathcal{V}_k\}$. It follows from Lemma B.3 that there exists a small enough choice of constants $M_1, c_1 > 0$ (depending on G_0 but not on G) such that if $\kappa_n \leq M_1$, then

$$W_2^2(G, G_0) > c_1 \left\{ \sum_{k=1}^{K_0} \sum_{j \in \mathcal{I}_k} \pi_j \|\theta_j - \theta_{0k}\|^2 + \sum_{k=1}^{K_0} \left| \pi_{0k} - \sum_{j \in \mathcal{I}_k} \pi_j \right| \right\}.$$

Thus, using the fact that $\pi_j \geq b_0$ for all j , we have,

$$\|\theta_j - \theta_{0k}\| < \frac{W_2(G, G_0)}{\sqrt{c_1 b_0}} < \frac{\kappa_n^{\frac{1}{2}}}{c_0 \sqrt{c_1 b_0}}, \quad \forall j \in \mathcal{I}_k, \quad k = 1, \dots, K_0, \quad (6.20)$$

where c_0 is the constant in Theorem B.2. Let $c_2 = \frac{1}{c_0 \sqrt{c_1 b_0}}$, and $\epsilon_0 = \inf\{\|\theta_{0j} - \theta_{0k}\| : 1 \leq j, k \leq K_0\}$. Choose $M_2 = \left(\frac{\epsilon_0}{4c_2}\right)^2 \wedge \delta^2$, where δ is the constant in condition (C) on the cluster ordering α_t . Fix $M = M_1 \wedge M_2$ for the rest of the proof, and assume $\kappa_n \leq M$. In particular, we then obtain $\|\theta_j - \theta_{0k}\| < \epsilon_0/4$ for all $j \in \mathcal{I}_k, k = 1, \dots, K_0$. It follows that for all $j, l \in \mathcal{I}_k, k = 1, \dots, K_0$,

$$\|\theta_j - \theta_l\| \leq \|\theta_j - \theta_{0k}\| + \|\theta_{0k} - \theta_l\| < \frac{\epsilon_0}{2},$$

and for all $k, k' = 1, \dots, K_0, k \neq k'$, if $j \in \mathcal{I}_k$ and $i \in \mathcal{I}_{k'}$,

$$\epsilon_0 \leq \|\theta_{0k} - \theta_{0k'}\| \leq \|\theta_{0k} - \theta_j\| + \|\theta_j - \theta_i\| + \|\theta_i - \theta_{0k'}\| < \frac{\epsilon_0}{2} + \|\theta_j - \theta_i\|.$$

Therefore,

$$\max_{j, l \in \mathcal{I}_k} \|\theta_j - \theta_l\| < \min_{\substack{j \in \mathcal{I}_k \\ i \in \mathcal{I}_{k'}}} \|\theta_j - \theta_i\|,$$

for all $k \neq k'$, which implies that $\{\mathcal{V}_1, \dots, \mathcal{V}_{K_0}\}$ is a cluster partition, and condition (C) can be invoked on any cluster ordering over this partition.

As outlined at the beginning of Supplement C, recall that $\theta = (\theta_1, \dots, \theta_K)$, $\theta_0 = (\theta_{01}, \dots, \theta_{0K_0})$, $\alpha = \alpha_\theta$, and $\alpha_0 = \alpha_{\theta_0}$. For every $j = 1, \dots, K$, let $k_j \in \{1, \dots, K_0\}$ be the unique integer such that $j \in \mathcal{I}_{k_j}$. Let

$$S_k = \{j : k_{\alpha(j)} = k, k_{\alpha(j+1)} \neq k\} = \{j : \alpha(j) \in \mathcal{I}_k, \alpha(j+1) \notin \mathcal{I}_k\},$$

for all $k = 1, \dots, K_0$, and let $S = \bigcup_{k=1}^{K_0} S_k$, which colloquially denotes the set of indices for which the permutation α moves between Voronoi cells. We complete the proof in the following 5 steps.

Step 1: The Cardinality of S . We claim that $|S| = K_0 - 1$. Since α is a permutation, we must have $S_{k_{\alpha(K)}} = \emptyset$ and $S_k \neq \emptyset$ for all $k \neq \alpha(K)$, $k = 1, \dots, K_0$. It follows that $|S| \geq K_0 - 1$.

By way of a contradiction, suppose that $|S| > K_0 - 1$. Then, by the Pigeonhole Principle, there exists some $1 \leq k \leq K_0$ such that for distinct $j, l \in \{1, 2, \dots, K - 1\}$,

$$\alpha(j), \alpha(l) \in \mathcal{I}_k, \quad \alpha(j+1), \alpha(l+1) \notin \mathcal{I}_k,$$

which implies that $\alpha^{-1}(\mathcal{I}_k)$ is not a consecutive set of integers, and contradicts the fact that α is a cluster ordering. Thus, $|S| = K_0 - 1$ as claimed.

Step 2: Bounding the distance between the atom differences of G and G_0 . Using the previous step, we may write $S = \{j_1, j_2, \dots, j_{K_0-1}\}$, where $1 \leq j_1 < \dots < j_{K_0-1} \leq K$. Recall that $\{\mathcal{V}_1, \dots, \mathcal{V}_{K_0}\}$ is a cluster partition of $\boldsymbol{\theta}$. Thus, it follows from the definition of cluster ordering that there exists $\tau \in S_{K_0}$ such that

$$(\boldsymbol{\theta}_{\alpha(1)}, \dots, \boldsymbol{\theta}_{\alpha(K)}) = (\mathcal{V}_{\tau(1)}, \dots, \mathcal{V}_{\tau(K_0)}),$$

where the right-hand side of the above display uses block matrix notation. Since condition (C) applies, we have $\tau = \alpha_0$. Colloquially, this means that the path taken by α_0 between the Voronoi cells is the same as that of α . Combining this fact with (6.20), we have $\|\boldsymbol{\theta}_{\alpha(j_k)} - \boldsymbol{\theta}_{0\alpha_0(k)}\| \leq c_2 \kappa_n^{\frac{1}{2}}$ for all $k = 1, \dots, K_0$, and so, for all $k = 1, \dots, K_0 - 1$,

$$\|\boldsymbol{\eta}_{j_k} - \boldsymbol{\eta}_{0k}\| \leq \|\boldsymbol{\theta}_{\alpha(j_k)} - \boldsymbol{\theta}_{0\alpha_0(k)}\| + \|\boldsymbol{\theta}_{\alpha(j_k+1)} - \boldsymbol{\theta}_{0\alpha_0(k+1)}\| \leq 2c_2 \kappa_n^{\frac{1}{2}}. \quad (6.21)$$

Step 3: Bounding the distance between the atom differences of \tilde{G} and G_0 . Let $\tilde{\boldsymbol{\theta}} = (\tilde{\boldsymbol{\theta}}_1, \dots, \tilde{\boldsymbol{\theta}}_K)$ and recall that $\tilde{\alpha} = \alpha_{\tilde{\boldsymbol{\theta}}}$, and $\tilde{\boldsymbol{\eta}}_j = \tilde{\boldsymbol{\theta}}_{\tilde{\alpha}(j+1)} - \tilde{\boldsymbol{\theta}}_{\tilde{\alpha}(j)}$, for all $j = 1, \dots, K - 1$. Similarly as before, let

$$\tilde{\mathcal{V}}_k = \left\{ \tilde{\boldsymbol{\theta}}_j : \|\tilde{\boldsymbol{\theta}}_j - \boldsymbol{\theta}_{0k}\| \leq \|\tilde{\boldsymbol{\theta}}_j - \boldsymbol{\theta}_{0l}\|, \forall l \neq k \right\}, \quad k = 1, \dots, K_0,$$

with corresponding index sets $\tilde{\mathcal{I}}_k = \{1 \leq j \leq K : \tilde{\boldsymbol{\theta}}_j \in \tilde{\mathcal{V}}_k\}$. Using the same argument as in Step 0, and using the fact that $\kappa_n \geq \gamma_n$, it can be shown that $\{\tilde{\mathcal{V}}_1, \dots, \tilde{\mathcal{V}}_{K_0}\}$ is a cluster partition. Furthermore,

$$\|\tilde{\boldsymbol{\theta}}_j - \boldsymbol{\theta}_{0k}\| \leq c_2 \gamma_n^{\frac{1}{2}}, \quad \forall j \in \tilde{\mathcal{I}}_k, \quad k = 1, \dots, K_0.$$

Now, define $\tilde{S} = \bigcup_{k=1}^{K_0} \{j : \tilde{\alpha}(j) \in \tilde{\mathcal{I}}_k, \tilde{\alpha}(j+1) \notin \tilde{\mathcal{I}}_k\}$. Using the same argument as in Step 1, we have $|\tilde{S}| = K_0 - 1$, and we may write $\tilde{S} = \{l_1, \dots, l_{K_0-1}\}$, where $l_1 < l_2 < \dots < l_{K_0-1}$.

Using condition (C) on the cluster ordering α , we then have as before

$$\|\tilde{\boldsymbol{\eta}}_k - \boldsymbol{\eta}_{0k}\| \leq \left\| \tilde{\boldsymbol{\theta}}_{\tilde{\alpha}(l_k)} - \boldsymbol{\theta}_{0\alpha_0(k)} \right\| + \left\| \boldsymbol{\theta}_{\tilde{\alpha}(l_k+1)} - \boldsymbol{\theta}_{0\alpha_0(k+1)} \right\| \leq 2c_2\gamma_n^{\frac{1}{2}}. \quad (6.22)$$

On the other hand, recall that we defined $\omega_j = \|\tilde{\boldsymbol{\eta}}_{\psi(j)}\|^{-\beta}$, where $\psi = v \circ u^{-1}$, and $u, v \in S_{K-1}$ are such that

$$\|\boldsymbol{\eta}_{u(1)}\| \geq \|\boldsymbol{\eta}_{u(2)}\| \geq \dots \geq \|\boldsymbol{\eta}_{u(K-1)}\|, \quad \text{and} \quad \|\tilde{\boldsymbol{\eta}}_{v(1)}\| \geq \dots \geq \|\tilde{\boldsymbol{\eta}}_{v(K-1)}\|.$$

Since $\{\mathcal{V}_1, \dots, \mathcal{V}_{K_0}\}$ and $\{\tilde{\mathcal{V}}_1, \dots, \tilde{\mathcal{V}}_{K_0}\}$ are cluster partitions, and $|S| = |\tilde{S}| = K_0 - 1$, it is now a simple observation that $\|\boldsymbol{\eta}_{u(1)}\|, \dots, \|\boldsymbol{\eta}_{u(K_0-1)}\|$ and $\|\tilde{\boldsymbol{\eta}}_{v(1)}\|, \dots, \|\tilde{\boldsymbol{\eta}}_{v(K_0-1)}\|$ are the norms of the atom differences *between* Voronoi cells, which are bounded away from zero, and are resectively in a $\kappa_n^{\frac{1}{2}}$ - and $\gamma_n^{\frac{1}{2}}$ -neighborhood of $\|\boldsymbol{\eta}_{01}\|, \dots, \|\boldsymbol{\eta}_{0(K_0-1)}\|$ up to reordering (also, the remaining $\|\boldsymbol{\eta}_{u(K_0)}\|, \dots, \|\boldsymbol{\eta}_{u(K-1)}\|$ and $\|\tilde{\boldsymbol{\eta}}_{v(K_0)}\|, \dots, \|\tilde{\boldsymbol{\eta}}_{v(K-1)}\|$ are precisely the norms of the atom differences *within* Voronoi cells, and are therefore respectively in a $\kappa_n^{\frac{1}{2}}$ - and $\gamma_n^{\frac{1}{2}}$ -neighborhood of zero). We therefore have, $u^{-1}(j_k) = v^{-1}(l_k)$ for all $k = 1, \dots, K_0 - 1$, and,

$$\psi(j_k) = (v \circ u^{-1})(j_k) = (v \circ v^{-1})(l_k) = l_k, \quad k = 1, \dots, K_0 - 1.$$

Comparing this fact with (6.22), we arrive at,

$$\|\tilde{\boldsymbol{\eta}}_{\psi(j_k)} - \boldsymbol{\eta}_{0k}\| \leq 2c_2\gamma_n^{\frac{1}{2}}. \quad (6.23)$$

Step 4: Bounding the Weight Differences. The arguments of Step 3 can be repeated with \tilde{G}_0 instead of \tilde{G} , and G_0 instead of G to obtain

$$\|\tilde{\boldsymbol{\eta}}_{0\psi_0(k)} - \boldsymbol{\eta}_{0k}\| \leq 2c_2\gamma_n^{\frac{1}{2}}, \quad k = 1, \dots, K_0.$$

In particular, by (6.23),

$$\|\tilde{\boldsymbol{\eta}}_{\psi(j_k)} - \tilde{\boldsymbol{\eta}}_{0\psi_0(k)}\| \leq 4c_2\gamma_n^{\frac{1}{2}}, \quad k = 1, \dots, K_0. \quad (6.24)$$

This is the key property which motivates our definition of ω_k . Now, since $\gamma_n \leq M \leq \left(\frac{\epsilon_0}{4c_2}\right)^2$, we have

$$\|\tilde{\boldsymbol{\eta}}_{\psi(j_k)}\| \geq \|\boldsymbol{\eta}_{0k}\| - \|\tilde{\boldsymbol{\eta}}_{\psi(j_k)} - \boldsymbol{\eta}_{0k}\| \geq \|\boldsymbol{\eta}_{0k}\| - 2c_2\gamma_n^{\frac{1}{2}} \geq \frac{\epsilon_0}{2}. \quad (6.25)$$

Similarly,

$$\|\tilde{\boldsymbol{\eta}}_{0\psi_0(j_k)}\| \geq \frac{\epsilon_0}{2}, \quad k = 1, \dots, K_0. \quad (6.26)$$

Therefore, we have

$$\begin{aligned}
|\omega_{j_k} - \omega_{0k}| &= \left| \frac{1}{\|\tilde{\boldsymbol{\eta}}_{\psi(j_k)}\|^\beta} - \frac{1}{\|\tilde{\boldsymbol{\eta}}_{0\psi_0(k)}\|^\beta} \right| = \left| \frac{\|\tilde{\boldsymbol{\eta}}_{0\psi_0(k)}\|^\beta - \|\tilde{\boldsymbol{\eta}}_{\psi(j_k)}\|^\beta}{\|\tilde{\boldsymbol{\eta}}_{\psi(j_k)}\|^\beta \|\tilde{\boldsymbol{\eta}}_{0\psi_0(k)}\|^\beta} \right| \\
&\leq \frac{1}{(\epsilon_0/2)^{2\beta}} \left| \|\tilde{\boldsymbol{\eta}}_{0\psi_0(k)}\|^\beta - \|\boldsymbol{\eta}_{\psi(j_k)}\|^\beta \right| \\
&\leq c_3 \left| \|\tilde{\boldsymbol{\eta}}_{0\psi_0(k)}\| - \|\boldsymbol{\eta}_{\psi(j_k)}\| \right| \\
&\leq 2c_3 c_2 \gamma_n^{\frac{1}{2}},
\end{aligned} \tag{6.27}$$

where $c_3 = \beta [(\text{diam}(\Theta)) / (\epsilon_0/2)^2]^\beta$ and we have used the key bound (6.24), and the lower bounds (6.25) and (6.26).

Step 5: Upper Bounding $\xi_n(G; \tilde{G}, \tilde{G}_0)$. We now use (6.21), (6.25), (6.26), and (6.27) to bound $\xi_n(G, \tilde{G}, \tilde{G}_0)$. Since $r_{\lambda_n} \geq 0$ by condition (P1), we have

$$\begin{aligned}
\xi_n(G; \tilde{G}, \tilde{G}_0) &= \sum_{k=1}^{K_0} r_{\lambda_n}(\|\boldsymbol{\eta}_{0k}\|; \omega_{0k}) - \sum_{j \in S} r_{\lambda_n}(\|\boldsymbol{\eta}_j\|; \omega_j) - \sum_{j \notin S} r_{\lambda_n}(\|\boldsymbol{\eta}_j\|; \omega_j) \\
&\leq \sum_{k=1}^{K_0-1} r_{\lambda_n}(\|\boldsymbol{\eta}_{0k}\|; \omega_{0k}) - \sum_{j \in S} r_{\lambda_n}(\|\boldsymbol{\eta}_j\|; \omega_j) \\
&= \sum_{k=1}^{K_0-1} \{r_{\lambda_n}(\|\boldsymbol{\eta}_{0k}\|; \omega_{0k}) - r_{\lambda_n}(\|\boldsymbol{\eta}_{j_k}\|; \omega_{j_k})\} \\
&= \sum_{k=1}^{K_0-1} \{r_{\lambda_n}(\|\boldsymbol{\eta}_{0k}\|; \omega_{0k}) - r_{\lambda_n}(\|\boldsymbol{\eta}_{0k}\|; \omega_{j_k})\} \\
&\quad + \sum_{k=1}^{K_0-1} \{r_{\lambda_n}(\|\boldsymbol{\eta}_{0k}\|; \omega_{j_k}) - r_{\lambda_n}(\|\boldsymbol{\eta}_{j_k}\|; \omega_{j_k})\}.
\end{aligned} \tag{6.28}$$

Now, by similar calculations as in equations (6.25) and (6.26), it follows that $\|\boldsymbol{\eta}_{0k}\|$, $\|\boldsymbol{\eta}_{j_k}\|$, ω_{0k} , and ω_{j_k} lie in a compact set away from zero which is constant with respect to n . Therefore, by penalty condition (P2),

$$\xi_n(G; \tilde{G}, \tilde{G}_0) \lesssim \left(\gamma_n^{\frac{3}{2}} / \log n \right) \sum_{k=1}^{K_0-1} \{ \|\boldsymbol{\eta}_{j_k} - \boldsymbol{\eta}_{0k}\| + |w_{j_k} - w_{0k}| \}.$$

Finally, invoking (6.21) and (6.27), there exists $c > 0$ depending only on G_0 such that,

$$\xi_n(G; \tilde{G}, \tilde{G}_0) \leq c \gamma_n^{\frac{3}{2}} \left(\kappa_n^{\frac{1}{2}} + \gamma_n^{\frac{1}{2}} \right) / \log n. \tag{6.29}$$

Since c does not depend on $(G, \tilde{G}, \tilde{G}_0)$, it is clear that this entire calculation holds uniformly in the $(G, \tilde{G}, \tilde{G}_0)$ under consideration, which leads to the claim. \square

We are now in a position to prove Theorem 2.

Proof (Of Theorem 2). Let $\epsilon > 0$. By Theorem 1 and Lemma 2, there exists $b_0 > 0$ and an integer $N_1 > 0$ such that for every $n \geq N_1$,

$$\mathbb{P}(\widehat{G}_n \in \mathcal{G}_K(b_0)) > 1 - \frac{\epsilon}{2}, \quad \mathbb{P}(\widetilde{G}_n \in \mathcal{G}_K(b_0; \gamma_n), \widetilde{G}_{0n} \in \mathcal{G}_{K_0}(b_0; \gamma_n)) > 1 - \frac{\epsilon}{2}.$$

Let $M > 0$ be the constant in the statement of Proposition 2, and let $N_2 > 0$ be a sufficiently large integer such that $\gamma_n \leq M$ for all $n \geq N_2$. For the remainder of the proof, let $n \geq N_1 \vee N_2$. For all $0 < \kappa, \gamma < M$, define

$$\mathcal{N}(\gamma) = \left\{ (\widetilde{G}, \widetilde{G}_0) : \widetilde{G} \in \mathcal{G}_K(b_0; \gamma), \widetilde{G}_0 \in \mathcal{G}_{K_0}(b_0; \gamma) \right\}.$$

The consistency of \widehat{p}_n with respect to the Hellinger distance was already established in Theorem 1, so it suffices to prove that $\mathbb{P}(\gamma_n < h(\widehat{p}_n, p_0) < M) \rightarrow 0$ as $n \rightarrow \infty$. We have

$$\begin{aligned} & \mathbb{P}(\gamma_n < h(\widehat{p}_n, p_0) < M) \\ &= \mathbb{P}\left(\gamma_n < h(\widehat{p}_n, p_0) < M, \{\widehat{G}_n \notin \mathcal{G}_K(b_0)\} \cup \{(\widetilde{G}_n, \widetilde{G}_{0n}) \notin \mathcal{N}(\gamma_n)\}\right) \\ &\quad + \mathbb{P}\left(\gamma_n < h(\widehat{p}_n, p_0) < M, \widehat{G}_n \in \mathcal{G}_K(b_0), (\widetilde{G}_n, \widetilde{G}_{0n}) \in \mathcal{N}(\gamma_n)\right) \\ &\leq \mathbb{P}\left(\widehat{G}_n \notin \mathcal{G}_K(b_0)\right) + \mathbb{P}\left((\widetilde{G}_n, \widetilde{G}_{0n}) \notin \mathcal{N}(\gamma_n)\right) \\ &\quad + \mathbb{P}\left(\gamma_n < h(\widehat{p}_n, p_0) < M, \widehat{G}_n \in \mathcal{G}_K(b_0), (\widetilde{G}_n, \widetilde{G}_{0n}) \in \mathcal{N}(\gamma_n)\right) \\ &\leq \frac{\epsilon}{2} + \frac{\epsilon}{2} + \mathbb{P}\left(\gamma_n < h(\widehat{p}_n, p_0) < M, \widehat{G}_n \in \mathcal{G}_K(b_0), (\widetilde{G}_n, \widetilde{G}_{0n}) \in \mathcal{N}(\gamma_n)\right) \\ &\leq \frac{\epsilon}{2} + \frac{\epsilon}{2} + \mathbb{P}\left(\gamma_n/4 < h\left(\frac{\widehat{p}_n + p_0}{2}, p_0\right) < M/\sqrt{2}, \widehat{G}_n \in \mathcal{G}_K(b_0), (\widetilde{G}_n, \widetilde{G}_{0n}) \in \mathcal{N}(\gamma_n)\right) \end{aligned} \tag{6.30}$$

$$\leq \epsilon + \mathbb{P}\left\{ \sup_{\substack{G \in \mathcal{G}_K(b_0) \\ \gamma_n/4 < h(\bar{p}_G, p_0) < M/\sqrt{2} \\ (\widetilde{G}, \widetilde{G}_0) \in \mathcal{N}(\gamma_n)}} n^{-\frac{1}{2}} \nu_n(G) + \frac{1}{4} [\zeta_n(G) + \xi_n(G; \widetilde{G}, \widetilde{G}_0)] - h^2(\bar{p}_G, p_0) \geq 0 \right\}, \tag{6.31}$$

where in (6.30) we used the inequalities in (6.19), and in (6.31) we used Lemma 1. It therefore suffices to prove that the right-hand side term of (6.31) tends to zero. To this end, let

$\mathcal{S}_n = \min\{s : 2^{s+1}\gamma_n > M/\sqrt{2}\}$. Then,

$$\begin{aligned} & \mathbb{P} \left\{ \sup_{\substack{G \in \mathcal{G}_K(b_0) \\ \gamma_n/4 < h(\bar{p}_G, p_0) < M/\sqrt{2} \\ (\tilde{G}, \tilde{G}_0) \in \mathcal{N}(\gamma_n)}} n^{-\frac{1}{2}} \nu_n(G) + \frac{1}{4} [\zeta_n(G) + \xi_n(G; \tilde{G}, \tilde{G}_0)] - h^2(\bar{p}_G, p_0) \geq 0 \right\} \\ & \leq \sum_{s=0}^{\mathcal{S}_n} \mathbb{P} \left\{ \sup_{\substack{G \in \mathcal{G}_K(b_0; (2^{s+1})\gamma_n/4) \\ (\tilde{G}, \tilde{G}_0) \in \mathcal{N}(\gamma_n)}} \nu_n(G) + \frac{\sqrt{n}}{4} [\zeta_n(G) + \xi_n(G; \tilde{G}, \tilde{G}_0)] \geq \sqrt{n} 2^{2s} \left(\frac{\gamma_n}{4}\right)^2 \right\}. \quad (6.32) \end{aligned}$$

Now, let $H = \varphi(\pi_0)/4$, so that $\frac{1}{4} \sup_{G \in \mathcal{G}_K} \zeta_n(G) \leq H/n$. Thus, using Proposition 2 we have

$$(6.32) \leq \sum_{s=0}^{\mathcal{S}_n} \mathbb{P} \left\{ \sup_{G \in \mathcal{G}_K(b_0; (2^{s+1})\gamma_n/4)} \nu_n(G) \geq \sqrt{n} 2^{2s} \left(\frac{\gamma_n}{4}\right)^2 - \frac{H}{\sqrt{n}} - \frac{c\sqrt{n}\gamma_n^2}{4 \log n} \left(1 + 2^{\frac{s-1}{2}}\right) \right\}. \quad (6.33)$$

We may now invoke Theorem B.4. Let

$$a = \sqrt{n} 2^{2s} \left(\frac{\gamma_n}{4}\right)^2 - \frac{H}{\sqrt{n}} - \frac{c\sqrt{n}\gamma_n^2}{4 \log n} \left(1 + 2^{\frac{s-1}{2}}\right),$$

we may set $R = 2^{s+1}\gamma_n$ and $C_1 = 15$. It is easy to see that (6.10) is then satisfied. To show that condition (6.11) holds, note that

$$\begin{aligned} & 4C \left(\int_0^{2^{s+1}\gamma_n} \sqrt{H_B \left(\frac{u}{\sqrt{2}}, \bar{\mathcal{P}}_K^{\frac{1}{2}} \left(2^{s+1} \frac{\gamma_n}{4} \right), \nu \right)} du \vee 2^{s+1}\gamma_n \right) \\ & \leq 4C \left(\sqrt{2} \int_0^{2^{s+\frac{1}{2}}\gamma_n} \sqrt{H_B \left(u, \bar{\mathcal{P}}_K^{\frac{1}{2}} \left(2^{s+\frac{1}{2}} \gamma_n \right), \nu \right)} du \vee 2^{s+1}\gamma_n \right) \\ & \leq 4C \left(J\sqrt{2}\sqrt{n} 2^{2s+\frac{1}{2}} \gamma_n^2 \vee 2^{s+1}\gamma_n \right) \\ & = 4C \left(J\sqrt{n} 2^{2s+1} \gamma_n^2 \vee 2^{s+1}\gamma_n \right). \end{aligned}$$

It is clear that $a \geq 2^{s+1}\gamma_n$ for sufficiently large n , and

$$\begin{aligned} & 4CJ\sqrt{n} 2^{2s+1} \gamma_n^2 \\ & = a - \sqrt{n} 2^{2s} \left(\frac{\gamma_n}{4}\right)^2 + 4CJ\sqrt{n} 2^{2s+1} \gamma_n^2 + \frac{H}{\sqrt{n}} + \frac{c\sqrt{n}\gamma_n^2}{4 \log n} \left(1 + 2^{\frac{s-1}{2}}\right) \\ & = a + \sqrt{n} 2^{\frac{s}{2}} \gamma_n^2 \left\{ \left(8CJ - \frac{1}{16} \right) 2^{\frac{3s}{2}} + \frac{H}{n 2^{\frac{s}{2}} \gamma_n^2} + \frac{c}{4 \log n} \left(1 + 1/\sqrt{2} \right) \right\}. \end{aligned}$$

Now, choose J such that $8CJ < \frac{1}{16}$. Then, for large enough n , since $\gamma_n \gtrsim (\log n/n)^{1/2}$, it is clear that the right-hand term of the above quantity is negative, so condition (6.10) is

satisfied. Invoking Theorem B.4, we have

$$(6.33) \leq C \sum_{s=0}^{S_n} \exp \left\{ -\frac{a^2}{16C^2 R^2} \right\}.$$

Now, a simple order assesment shows that a is dominated by its first term. Therefore, there exists $c_1 > 0$ such that $a^2 \geq c_1 n 2^{4s} \gamma_n^4$ for large enough n . Let $c_n = \frac{c_1}{64C^2} n \gamma_n^2$. Then,

$$\begin{aligned} (6.33) &\lesssim \sum_{s=0}^{\infty} \exp(-c_n 2^{2s}) \leq \exp(-c_n) - 1 + \sum_{s=0}^{\infty} \exp(-c_n s) \\ &= \exp(-c_n) - 1 + \frac{1}{1 - \exp(-c_n)} \rightarrow 0, \end{aligned}$$

as $n \rightarrow \infty$, where we have used the fact that $c_n \rightarrow \infty$ because $\gamma_n \gtrsim (\log n/n)^{1/2}$. The claim follows. \square

C.3. Proof of Theorem 3

We now provide the proof of Theorem 3.

Proof (Of Theorem 3). We begin with Part (i). According to Theorem 1, the MPLE \hat{G}_n of G_0 obtained by maximizing the penalized log-likelihood function L_n is a consistent estimator of G_0 with respect to W_r , and therefore has at least K_0 components with probability tending to one. It will thus suffice to prove that $\mathbb{P}(\hat{K}_n > K_0) = o(1)$. Furthermore, given $\epsilon > 0$, it follows from Theorems 1 and 2 that there exist $b_0, N > 0$ such that

$$\mathbb{P}(\hat{G}_n \in \mathcal{G}_K(b_0; \gamma_n)) \geq 1 - \epsilon, \quad \forall n \geq N.$$

These facts imply

$$\begin{aligned} \mathbb{P}(\hat{K}_n > K_0) &= \mathbb{P} \left\{ \hat{K}_n > K_0, \hat{G}_n \notin \mathcal{G}_K(b_0; \gamma_n) \right\} + \mathbb{P} \left\{ \hat{K}_n > K_0, \hat{G}_n \in \mathcal{G}_K(b_0; \gamma_n) \right\} \\ &\leq \epsilon + \mathbb{P} \left\{ \sup_{G \in \mathcal{G}_K(b_0; \gamma_n) \setminus \mathcal{G}_{K_0}} L_n(G) \geq \sup_{G \in \mathcal{G}_{K_0}} L_n(G) \right\}. \end{aligned}$$

It will thus suffice to prove that the right-hand term in the above display tends to zero. To this end, let $G = \sum_{j=1}^K \pi_j \delta_{\theta_j} \in \mathcal{G}_K(b_0; \gamma_n) \setminus \mathcal{G}_{K_0}$. Specifically, G is any mixing measure with order $K > K_0$, such that $\pi_j \geq b_0$ for all $j = 1, \dots, K$ and, by Theorem B.2,

$$W_2(G, G_0) = O(\gamma_n^{\frac{1}{2}}). \quad (6.34)$$

The dependence of G on n is omitted from its notation for simplicity. Define the following Voronoi diagram with respect to the atoms of G ,

$$\mathcal{V}_k = \{\theta_j : \|\theta_j - \theta_{0k}\| < \|\theta_j - \theta_{0l}\|, \forall l \neq k, 1 \leq j \leq K\} \quad , \quad k = 1, 2, \dots, K_0,$$

and the corresponding index sets $\mathcal{I}_k = \{1 \leq j \leq K : \boldsymbol{\theta}_j \in \mathcal{V}_k\}$, for all $k = 1, 2, \dots, K_0$. Also, let $\rho_k = \sum_{j \in \mathcal{I}_k} \pi_j$. Since the mixing proportions of G are bounded below, it follows from (6.34) and Lemma B.3 that

$$\|\boldsymbol{\theta}_j - \boldsymbol{\theta}_{0k}\| = O(\gamma_n^{\frac{1}{2}}), \quad \forall j \in \mathcal{I}_k, \quad k = 1, \dots, K_0, \quad (6.35)$$

and

$$|\rho_k - \pi_{0k}| = O(\gamma_n^{\frac{1}{2}}), \quad k = 1, \dots, K_0. \quad (6.36)$$

Let H_k be the following discrete measure, whose atoms are the elements of \mathcal{V}_k ,

$$H_k = \frac{1}{\rho_k} \sum_{j \in \mathcal{I}_k} \pi_j \delta_{\boldsymbol{\theta}_j}, \quad k = 1, 2, \dots, K_0. \quad (6.37)$$

Note that H_k is a mixing measure in its own right, and we may rewrite the mixing measure G as

$$G = \sum_{k=1}^{K_0} \rho_k H_k. \quad (6.38)$$

Furthermore, let $\alpha = \alpha_{\boldsymbol{\theta}}$ where $\boldsymbol{\theta} = (\boldsymbol{\theta}_1, \dots, \boldsymbol{\theta}_K)$, and recall that $\boldsymbol{\eta}_k = \boldsymbol{\theta}_{\alpha(k+1)} - \boldsymbol{\theta}_{\alpha(k)}$, for $k = 1, 2, \dots, K-1$.

On the other hand, let $\check{G}_n = \sum_{k=1}^{K_0} \rho_k \delta_{\check{\boldsymbol{\theta}}_k}$ be the maximizer of $L_n(G)$ over the set of mixing measures in \mathcal{G}_{K_0} with mixing proportions fixed at $\rho_1, \dots, \rho_{K_0}$. Theorem 2 implies that $h(p_{\check{G}_n}, p_{G_0}) = O_p(\gamma_n)$, and Theorem B.2 implies that the same rate holds under the Wasserstein distance,

$$W_2(\check{G}_n, G_0) = O_p(\gamma_n).$$

Letting $\check{\alpha} = \alpha_{\check{\boldsymbol{\theta}}}$, where $\check{\boldsymbol{\theta}} = (\check{\boldsymbol{\theta}}_1, \dots, \check{\boldsymbol{\theta}}_K)$, we define the differences $\check{\boldsymbol{\eta}}_k = \check{\boldsymbol{\theta}}_{\check{\alpha}(k+1)} - \check{\boldsymbol{\theta}}_{\check{\alpha}(k)}$, for $k = 1, 2, \dots, K_0 - 1$.

Note that

$$\begin{aligned} & \mathbb{P} \left\{ \sup_{G \in \mathcal{G}_K(b_0; \gamma_n) \setminus \mathcal{G}_{K_0}} L_n(G) \geq \sup_{G \in \mathcal{G}_{K_0}} L_n(G) \right\} \\ & \leq \mathbb{P} \left\{ \sup_{G \in \mathcal{G}_K(b_0; \gamma_n) \setminus \mathcal{G}_{K_0}} L_n(G) \geq L_n(\check{G}_n) \right\} \end{aligned}$$

It will therefore suffice to prove that with probability tending to one, $L_n(G) < L_n(\check{G}_n)$, as $n \rightarrow \infty$. This implies that with probability tending to one, as $n \rightarrow \infty$, the MPLE cannot have more than K_0 atoms. We proceed as follows.

Let $\boldsymbol{\pi} = (\pi_1, \dots, \pi_K)^\top$ and $\boldsymbol{\rho} = (\rho_1, \dots, \rho_{K_0})^\top$. Consider the difference.

$$\begin{aligned} L_n(G) - L_n(\check{G}_n) &= \{l_n(G) - l_n(\check{G}_n)\} - \{\varphi(\boldsymbol{\pi}) - \varphi(\boldsymbol{\rho})\} - n \left\{ \sum_{k=1}^{K-1} r_{\lambda_n}(\|\boldsymbol{\eta}_k\|; \omega_k) - \sum_{k=1}^{K_0-1} r_{\lambda_n}(\|\check{\boldsymbol{\eta}}_k\|; \check{\omega}_k) \right\} \end{aligned} \quad (6.39)$$

$$\leq \{l_n(G) - l_n(\check{G}_n)\} + \varphi(\boldsymbol{\rho}) - n \left\{ \sum_{k=1}^{K-1} r_{\lambda_n}(\|\boldsymbol{\eta}_k\|; \omega_k) - \sum_{k=1}^{K_0-1} r_{\lambda_n}(\|\check{\boldsymbol{\eta}}_k\|; \check{\omega}_k) \right\}, \quad (6.40)$$

where the weights $\check{\omega}_k$ are constructed in analogy to Section 3 of the main manuscript. We show this quantity is negative in three steps.

Step 1: Bounding the Second Penalty Difference. We may write

$$n \sum_{k=1}^{K-1} r_{\lambda_n}(\|\boldsymbol{\eta}_k\|; \omega_k) = n \sum_{k=1}^{K_0} \sum_{j: \alpha(j), \alpha(j+1) \in \mathcal{I}_k} r_{\lambda_n}(\|\boldsymbol{\eta}_j\|; \omega_j) + n \sum_{j \in S} r_{\lambda_n}(\|\boldsymbol{\eta}_j\|; \omega_j), \quad (6.41)$$

where, as in Proposition 2

$$S = \bigcup_{k=1}^{K_0} \left\{ 1 \leq j \leq K-1 : \alpha(j) \in \mathcal{I}_k, \alpha(j+1) \notin \mathcal{I}_k \right\}. \quad (6.42)$$

Therefore,

$$\begin{aligned} & n \left\{ \sum_{k=1}^{K-1} r_{\lambda_n}(\|\boldsymbol{\eta}_k\|; \omega_k) - \sum_{k=1}^{K_0-1} r_{\lambda_n}(\|\check{\boldsymbol{\eta}}_k\|; \check{\omega}_k) \right\} \\ &= n \sum_{k=1}^{K_0} \sum_{j: \alpha(j), \alpha(j+1) \in \mathcal{I}_k} r_{\lambda_n}(\|\boldsymbol{\eta}_j\|; \omega_j) + n \left\{ \sum_{j \in S} r_{\lambda_n}(\|\boldsymbol{\eta}_j\|; \omega_j) - \sum_{k=1}^{K_0-1} r_{\lambda_n}(\|\check{\boldsymbol{\eta}}_k\|; \check{\omega}_k) \right\}. \end{aligned}$$

Now, using the same argument as in the proof of Proposition 2 (in particular equation (6.28) with $\kappa_n = \gamma_n$), it can be shown that the second expression on the right hand side is of order $O_p(n\gamma_n^2/\log n)$. Therefore,

$$\begin{aligned} & n \left\{ \sum_{k=1}^{K-1} r_{\lambda_n}(\|\boldsymbol{\eta}_k\|; \omega_k) - \sum_{k=1}^{K_0-1} r_{\lambda_n}(\|\check{\boldsymbol{\eta}}_k\|; \check{\omega}_k) \right\} \\ &= n \sum_{k=1}^{K_0} \sum_{j: \alpha(j), \alpha(j+1) \in \mathcal{I}_k} r_{\lambda_n}(\|\boldsymbol{\eta}_j\|; \omega_k) + O_p(n\gamma_n^2/\log n). \end{aligned} \quad (6.43)$$

Step 2: Bounding the Log-likelihood Difference. We now assess the order of $l_n(G) - l_n(\check{G}_n)$. We have,

$$l_n(G) - l_n(\check{G}_n) = \sum_{i=1}^n \log \left\{ 1 + \Delta_i(G, \check{G}_n) \right\},$$

where,

$$\Delta_i(G, \check{G}_n) \equiv \Delta_i = \frac{p_G(\mathbf{Y}_i) - p_{\check{G}_n}(\mathbf{Y}_i)}{p_{\check{G}_n}(\mathbf{Y}_i)}.$$

Using (6.38), we have

$$\Delta_i = \sum_{k=1}^{K_0} \rho_k \frac{p_{H_k}(\mathbf{Y}_i) - f(\mathbf{Y}_i; \check{\boldsymbol{\theta}}_k)}{p_{\check{G}_n}(\mathbf{Y}_i)} = \sum_{k=1}^{K_0} \rho_k \int \frac{f(\mathbf{Y}_i; \boldsymbol{\theta}) - f(\mathbf{Y}_i; \check{\boldsymbol{\theta}}_k)}{p_{\check{G}_n}(\mathbf{Y}_i)} dH_k(\boldsymbol{\theta}). \quad (6.44)$$

By the inequality $\log(1+x) \leq x - x^2/2 + x^3/3$, for all $x \geq -1$, it then follows that,

$$l_n(G) - l_n(\check{G}_n) \leq \sum_{i=1}^n \Delta_i - \frac{1}{2} \sum_{i=1}^n \Delta_i^2 + \frac{1}{3} \sum_{i=1}^n \Delta_i^3. \quad (6.45)$$

We now perform an order assessment of the three terms on the right hand side of the above inequality.

Step 2.1. Bounding $\sum_{i=1}^n \Delta_i$. We have,

$$\sum_{i=1}^n \Delta_i = \sum_{k=1}^{K_0} \rho_k \sum_{i=1}^n \frac{p_{H_k}(\mathbf{Y}_i) - f(\mathbf{Y}_i; \check{\boldsymbol{\theta}}_k)}{p_{\check{G}_n}(\mathbf{Y}_i)},$$

where the mixing measures H_k are given in equation (6.37). By Taylor's Expansion, for any $\boldsymbol{\theta} = (\theta_1, \dots, \theta_d)$ close enough to each $\check{\boldsymbol{\theta}}_k = (\check{\theta}_{k1}, \dots, \check{\theta}_{kd})$, $k = 1, 2, \dots, K$, there exists some $\boldsymbol{\xi}_k$ on the segment between $\boldsymbol{\theta}$ and $\check{\boldsymbol{\theta}}_k$ such that, for all $i = 1, \dots, n$, the integrand in (6.44) can be written as,

$$\begin{aligned} \frac{f(\mathbf{Y}_i; \boldsymbol{\theta}) - f(\mathbf{Y}_i; \check{\boldsymbol{\theta}}_k)}{p_{\check{G}_n}(\mathbf{Y}_i)} &= \sum_{r=1}^d (\theta_r - \check{\theta}_{kr}) U_{i,r}(\check{\boldsymbol{\theta}}_k; \check{G}_n) \\ &+ \frac{1}{2} \sum_{r=1}^d \sum_{l=1}^d (\theta_r - \check{\theta}_{kr})(\theta_l - \check{\theta}_{kl}) U_{i,rl}(\check{\boldsymbol{\theta}}_k; \check{G}_n) \\ &+ \frac{1}{6} \sum_{r=1}^d \sum_{l=1}^d \sum_{h=1}^d (\theta_r - \check{\theta}_{kr})(\theta_l - \check{\theta}_{kl})(\theta_h - \check{\theta}_{kh}) U_{i,rlh}(\boldsymbol{\xi}_k; \check{G}_n), \end{aligned} \quad (6.46)$$

where the $U_{i,\cdot}$ are defined in equations (6.6)-(6.7) of condition (A4). It then follows that

$$\begin{aligned} &\sum_{i=1}^n \frac{p_{H_k}(\mathbf{Y}_i) - f(\mathbf{Y}_i; \check{\boldsymbol{\theta}}_k)}{p_{\check{G}_n}(\mathbf{Y}_i)} \\ &= \sum_{r=1}^d m_{k,r} \sum_{i=1}^n U_{i,r}(\check{\boldsymbol{\theta}}_k; \check{G}_n) + \frac{1}{2} \sum_{r=1}^d \sum_{l=1}^d m_{k,rl} \sum_{i=1}^n U_{i,rl}(\check{\boldsymbol{\theta}}_k; \check{G}_n) \\ &+ \frac{1}{6} \sum_{r=1}^d \sum_{l=1}^d \sum_{h=1}^d \int (\theta_r - \check{\theta}_{kr})(\theta_l - \check{\theta}_{kl})(\theta_h - \check{\theta}_{kh}) \sum_{i=1}^n U_{i,rlh}(\boldsymbol{\xi}_k; \check{G}_n) dH_k(\boldsymbol{\theta}), \end{aligned} \quad (6.47)$$

where

$$m_{k,r} = \int (\theta_r - \check{\theta}_{kr}) dH_k(\boldsymbol{\theta}) \quad \text{and} \quad m_{k,rl} = \int (\theta_r - \check{\theta}_{kr})(\theta_l - \check{\theta}_{kl}) dH_k(\boldsymbol{\theta})$$

for all $r, l = 1, 2, \dots, d$. Now, by construction we know that \check{G}_n is a stationary point of $L_n(G)$. Therefore, its atoms satisfy the following equations, for all $r = 1, \dots, d$,

$$\begin{aligned} \rho_1 \sum_{i=1}^n U_{i,r}(\check{\boldsymbol{\theta}}_{\check{\alpha}(1)}; \check{G}_n) + n \frac{\check{\eta}_{1j}}{\|\check{\boldsymbol{\eta}}_1\|} \frac{\partial r_{\lambda_n}(\|\check{\boldsymbol{\eta}}_1\|; \check{\omega}_1)}{\partial \eta} &= 0, \\ \rho_k \sum_{i=1}^n U_{i,r}(\check{\boldsymbol{\theta}}_{\check{\alpha}(k)}; \check{G}_n) + n \frac{\check{\eta}_{kr}}{\|\check{\boldsymbol{\eta}}_k\|} \frac{\partial r_{\lambda_n}(\|\check{\boldsymbol{\eta}}_k\|; \check{\omega}_k)}{\partial \eta} - n \frac{\check{\eta}_{(k-1)r}}{\|\check{\boldsymbol{\eta}}_{k-1}\|} \frac{\partial r_{\lambda_n}(\|\check{\boldsymbol{\eta}}_{k-1}\|; \check{\omega}_k)}{\partial \eta} &= 0, \\ k &= 2, \dots, K_0 - 1, \\ \rho_{K_0} \sum_{i=1}^n U_{i,r}(\check{\boldsymbol{\theta}}_{\check{\alpha}(K_0)}; \check{G}_n) - n \frac{\check{\eta}_{(K_0-1)r}}{\|\check{\boldsymbol{\eta}}_{K_0-1}\|} \frac{\partial r_{\lambda_n}(\|\check{\boldsymbol{\eta}}_{K_0-1}\|; \check{\omega}_{K_0})}{\partial \eta} &= 0, \end{aligned} \quad (6.48)$$

where $\check{\boldsymbol{\eta}}_k = (\check{\eta}_{k1}, \dots, \check{\eta}_{kd})$, for all $k = 1, \dots, K_0 - 1$. Note that $r_{\lambda_n}(\eta; \omega)$ is not differentiable at $\eta = 0$, but all the derivatives in the above equations are well-defined, for large n . Indeed, by Theorem 1, the K_0 support points of \check{G}_n converge to those of G_0 , so that $\check{\boldsymbol{\eta}}_k$ is bounded away from zero with probability tending to one. By conditions (P2) and (P3), this also implies that $\frac{\partial r_{\lambda_n}(\|\check{\boldsymbol{\eta}}_k\|; \check{\omega}_k)}{\partial \eta} = O_p(\gamma_n^{\frac{3}{2}} / \log n) = o_p(\gamma_n^{\frac{1}{2}})$, for all $k = 1, 2, \dots, K_0 - 1$. Thus, by (6.48), for the first term in (6.47) we deduce that

$$\sum_{i=1}^n U_{i,r}(\check{\boldsymbol{\theta}}_{\check{\alpha}(k)}; \check{G}_n) = o_p(n\gamma_n^{\frac{1}{2}}), \quad r = 1, 2, \dots, d; k = 1, \dots, K_0. \quad (6.49)$$

We now consider the second term in (6.47). Under condition (A4), $\mathbb{E}\{U_{i,rl}(\boldsymbol{\theta}, G_0)\} = 0$, by the Dominated Convergence Theorem, for all $\boldsymbol{\theta} \in \Theta$ and $j, l = 1, 2, \dots, d$, so for any $\boldsymbol{\theta}$ in a neighbourhood of an atom of G_0 ,

$$\sum_{i=1}^n U_{i,rl}(\boldsymbol{\theta}, G_0) = O_p(n^{\frac{1}{2}}). \quad (6.50)$$

Now, for all $k = 1, \dots, K_0$, we write,

$$\sum_{i=1}^n U_{i,rl}(\check{\boldsymbol{\theta}}_k; \check{G}_n) = \sum_{i=1}^n U_{i,rl}(\check{\boldsymbol{\theta}}_k; G_0) + \sum_{i=1}^n \{U_{i,rl}(\check{\boldsymbol{\theta}}_k; \check{G}_n) - U_{i,rl}(\check{\boldsymbol{\theta}}_k; G_0)\} \quad (6.51)$$

The first term can be bounded by (6.50). By (A3), (A4) and the Cauchy-Schwarz inequality,

we may bound the second term as follows,

$$\begin{aligned}
& \sum_{i=1}^n |U_{i,rl}(\check{\boldsymbol{\theta}}_k; \check{G}_n) - U_{i,rl}(\check{\boldsymbol{\theta}}_k; G_0)| \\
&= \sum_{i=1}^n |U_{i,rl}(\check{\boldsymbol{\theta}}_k; G_0)| \frac{1}{p_{\check{G}_n}(\mathbf{Y}_i)} |p_{G_0}(\mathbf{Y}_i) - p_{\check{G}_n}(\mathbf{Y}_i)| \\
&\leq \sum_{i=1}^n |U_{i,rl}(\check{\boldsymbol{\theta}}_k; G_0)| \times \\
&\quad \left\{ \frac{1}{p_{\check{G}_n}(\mathbf{Y}_i)} \sum_{k=1}^{K_0} \pi_{0k} |f(\mathbf{Y}_i; \check{\boldsymbol{\theta}}_k) - f(\mathbf{Y}_i; \boldsymbol{\theta}_{0k})| + \frac{1}{p_{\check{G}_n}(\mathbf{Y}_i)} \sum_{k=1}^{K_0} |\rho_k - \pi_{0k}| f(\mathbf{Y}_i; \check{\boldsymbol{\theta}}_k) \right\}.
\end{aligned}$$

Now, for some $\boldsymbol{\varsigma}_k$ on the segment joining $\boldsymbol{\theta}_{0k}$ to $\check{\boldsymbol{\theta}}_k$, the above display is bounded above by

$$\begin{aligned}
&\leq \sum_{i=1}^n |U_{i,rl}(\check{\boldsymbol{\theta}}_k; G_0)| \times \\
&\quad \left\{ \frac{1}{p_{\check{G}_n}(\mathbf{Y}_i)} \sum_{k=1}^{K_0} \pi_{0k} \sum_{h=1}^d \left| \frac{\partial f(\mathbf{Y}_i; \boldsymbol{\varsigma}_k)}{\partial \theta_h} \right| |\check{\theta}_{kh} - \theta_{0kh}| + \sum_{k=1}^{K_0} |\rho_k - \pi_{0k}| \frac{f(\mathbf{Y}_i; \check{\boldsymbol{\theta}}_k)}{p_{\check{G}_n}(\mathbf{Y}_i)} \right\} \\
&\asymp \sum_{i=1}^n |U_{i,rl}(\check{\boldsymbol{\theta}}_k; G_0)| \left\{ \sum_{k=1}^{K_0} \sum_{h=1}^d |U_{i,h}(\boldsymbol{\varsigma}_k; \check{G}_n)| |\check{\theta}_{kh} - \theta_{0kh}| + \sum_{k=1}^{K_0} |\rho_k - \pi_{0k}| U_i(\check{\boldsymbol{\theta}}_k; \check{G}_n) \right\} \\
&\leq \left\{ \sum_{i=1}^n |U_{i,rl}(\check{\boldsymbol{\theta}}_k; G_0)|^2 \right\}^{\frac{1}{2}} \times \\
&\quad \left\{ \sum_{i=1}^n \left[\sum_{k=1}^{K_0} \sum_{h=1}^d |U_{i,h}(\boldsymbol{\varsigma}_k; \check{G}_n)| |\check{\theta}_{kh} - \theta_{0kh}| + \sum_{k=1}^{K_0} |\rho_k - \pi_{0k}| U_i(\check{\boldsymbol{\theta}}_k; \check{G}_n) \right]^2 \right\}^{\frac{1}{2}} \\
&\lesssim \left\{ \sum_{i=1}^n |U_{i,rl}(\check{\boldsymbol{\theta}}_k; G_0)|^2 \right\}^{\frac{1}{2}} \times \\
&\quad \left\{ \sum_{k=1}^{K_0} \sum_{h=1}^d \left[|\check{\theta}_{kh} - \theta_{0kh}|^2 \left(\sum_{i=1}^n |U_{i,h}(\boldsymbol{\varsigma}_k; \check{G}_n)|^2 \right) + |\rho_k - \pi_{0k}|^2 \sum_{i=1}^n U_i(\check{\boldsymbol{\theta}}_k; \check{G}_n)^2 \right] \right\}^{\frac{1}{2}},
\end{aligned}$$

where we have used the Cauchy-Schwarz inequality in the second last line. In view of condition (A4),

$$\frac{1}{n} \sum_{i=1}^n |U_{i,rl}(\check{\boldsymbol{\theta}}_k; G_0)|^2 \leq \frac{1}{n} \sum_{i=1}^n q(\mathbf{Y}_i) \xrightarrow{a.s.} \mathbb{E} \{q(\mathbf{Y})\}, \text{ so, } \sum_{i=1}^n |U_{i,rl}(\check{\boldsymbol{\theta}}_k; G_0)|^2 = O_p(n),$$

by Kolmogorov's Strong Law of Large Numbers. Similarly,

$$\sum_{i=1}^n |U_{i,h}(\boldsymbol{\varsigma}_k; \check{G}_n)|^2 = O_p(n), \quad \sum_{i=1}^n U_i^2(\check{\boldsymbol{\theta}}_k; \check{G}_n) = O_p(n).$$

It follows that

$$\begin{aligned} & \sum_{i=1}^n |U_{i,rl}(\check{\theta}_k; \check{G}_n) - U_{i,rl}(\check{\theta}_k; G_0)| \\ &= O_p(n) \left\{ \sum_{k=1}^{K_0} \sum_{h=1}^d [|\check{\theta}_{kh} - \theta_{0kh}|^2 + |\rho_k - \pi_{0k}|^2] \right\}^{\frac{1}{2}} = O_p(n\gamma_n^{\frac{1}{2}}), \end{aligned} \quad (6.52)$$

Combining (6.50), (6.51) and (6.52), we have

$$\sum_{i=1}^n U_{i,rl}(\check{\theta}_k, \check{G}_n) = \sum_{i=1}^n U_{i,rl}(\check{\theta}_k, G_0) + O_p(n\gamma_n^{\frac{1}{2}}) = O_p(n\gamma_n^{\frac{1}{2}}). \quad (6.53)$$

Regarding the third term in (6.47), for all $r, l, d = 1, 2, \dots, d$, under (A4), we again have

$$\frac{1}{n} \sum_{i=1}^n U_{i,rl}(\xi_k, \check{G}_n) = O_p(1). \quad (6.54)$$

Thus, since all the atoms of the mixing measures H_k in (6.38) are in a $\gamma_n^{\frac{1}{2}}$ -neighborhood of the true atoms of G_0 ,

$$\begin{aligned} & \frac{1}{6} \sum_{r=1}^d \sum_{l=1}^d \sum_{h=1}^d \int (\theta_r - \check{\theta}_{kr})(\theta_l - \check{\theta}_{kl})(\theta_d - \check{\theta}_{kh}) \sum_{i=1}^n U_{i,rl}(\xi_k; \check{G}_n) dH_k(\theta) \\ &= O_p(n) \sum_{r=1}^d \sum_{l=1}^d \sum_{h=1}^d \int |\theta_r - \check{\theta}_{kr}| |\theta_l - \check{\theta}_{kl}| |\theta_d - \check{\theta}_{kh}| dH_k(\theta) \\ &= |m_{2k}| O_p(n\gamma_n^{\frac{1}{2}}) \end{aligned} \quad (6.55)$$

where $m_{2k} = \sum_{r=1}^d \sum_{l=1}^d \int |\theta_r - \check{\theta}_{kr}| |\theta_l - \check{\theta}_{kl}| dH_k(\theta)$.

Combining (6.49), (6.53) and (6.55), we obtain

$$\begin{aligned} \sum_{i=1}^n \Delta_i &= \sum_{k=1}^{K_0} \rho_k \left\{ \sum_{r=1}^d m_{k,r} O_p(n\gamma_n^{\frac{1}{2}}) + \frac{1}{2} \sum_{r=1}^d \sum_{l=1}^d |m_{k,rl}| O_p(n\gamma_n^{\frac{1}{2}}) + \frac{1}{6} |m_{2k}| O_p(n\gamma_n^{\frac{1}{2}}) \right\} \\ &\leq \epsilon_n n \gamma_n^{\frac{1}{2}} \sum_{k=1}^{K_0} \sum_{r=1}^d |m_{k,r}| + C_0 n \gamma_n^{\frac{1}{2}} \sum_{k=1}^{K_0} |m_{2k}|, \end{aligned} \quad (6.56)$$

in probability, for some large enough constant $C_0 > 0$ and some sequence of real numbers $\{\epsilon_n\}_{n=1}^{\infty}$ decreasing to zero, as $n \rightarrow \infty$.

Step 2.2. Bounding $\sum_{i=1}^n \Delta_i^2$. By the Taylor expansion in (6.46),

$$\begin{aligned} \sum_{i=1}^n \Delta_i^2 &= \sum_{i=1}^n \left\{ \sum_{k=1}^{K_0} \rho_k \left[\sum_{r=1}^d m_{k,r} U_{i,r}(\check{\boldsymbol{\theta}}_k; \check{G}_n) + \frac{1}{2} \sum_{r=1}^d \sum_{l=1}^d m_{k,rl} U_{i,rl}(\check{\boldsymbol{\theta}}_k; \check{G}_n) \right. \right. \\ &\quad \left. \left. + \frac{1}{6} \sum_{r=1}^d \sum_{l=1}^d \sum_{h=1}^d \int (\theta_r - \check{\theta}_{kr})(\theta_l - \check{\theta}_{kl})(\theta_h - \check{\theta}_{kh}) U_{i,r lh}(\boldsymbol{\xi}_k; \check{G}_n) dH_k(\boldsymbol{\theta}) \right] \right\}^2 \\ &= (I) + (II) + (III) \end{aligned}$$

where,

$$\begin{aligned} (I) &= \sum_{i=1}^n \left\{ \sum_{k=1}^{K_0} \rho_k \left[\sum_{r=1}^d m_{k,r} U_{i,r}(\check{\boldsymbol{\theta}}_k; \check{G}_n) + \frac{1}{2} \sum_{r=1}^d \sum_{l=1}^d m_{k,rl} U_{i,rl}(\check{\boldsymbol{\theta}}_k; \check{G}_n) \right] \right\}^2 \\ (II) &= \frac{1}{36} \sum_{i=1}^n \left\{ \sum_{k=1}^{K_0} \rho_k \left[\sum_{r=1}^d \sum_{l=1}^d \sum_{h=1}^d \int (\theta_r - \check{\theta}_{kr})(\theta_l - \check{\theta}_{kl})(\theta_h - \check{\theta}_{kh}) U_{i,r lh}(\boldsymbol{\xi}_k; \check{G}_n) dH_k(\boldsymbol{\theta}) \right] \right\}^2 \\ (III) &= \frac{1}{3} \sum_{i=1}^n \left\{ \sum_{k=1}^{K_0} \rho_k \left[\sum_{r=1}^d m_{k,r} U_{i,l}(\check{\boldsymbol{\theta}}_k; \check{G}_n) + \frac{1}{2} \sum_{r=1}^d \sum_{l=1}^d m_{k,rl} U_{i,rl}(\check{\boldsymbol{\theta}}_k; \check{G}_n) \right] \right\} \times \\ &\quad \left\{ \sum_{k=1}^{K_0} \rho_k \sum_{r=1}^d \sum_{l=1}^d \sum_{h=1}^d \int (\theta_r - \check{\theta}_{kr})(\theta_l - \check{\theta}_{kl})(\theta_h - \check{\theta}_{kh}) U_{i,r lh}(\boldsymbol{\xi}_k; \check{G}_n) dH_k(\boldsymbol{\theta}) \right\}. \end{aligned}$$

Define $\mathbf{M}_{k1} = (m_{k,1}, \dots, m_{k,d})^\top$, $\mathbf{M}_{k2} = (m_{k,11}, \dots, m_{k,dd})^\top$, $\mathbf{U}_{i,1}(\check{\boldsymbol{\theta}}_k; \check{G}_n) = (U_{i,1}(\check{\boldsymbol{\theta}}_k; \check{G}_n), \dots, U_{i,d}(\check{\boldsymbol{\theta}}_k; \check{G}_n))^\top$, $\mathbf{U}_{i,2}(\check{\boldsymbol{\theta}}_k; \check{G}_n) = (U_{i,11}(\check{\boldsymbol{\theta}}_k; \check{G}_n), \dots, U_{i,dd}(\check{\boldsymbol{\theta}}_k; \check{G}_n))^\top$. Also, for $l = 1, 2$, let $\mathbf{M}_l = (\mathbf{M}_{1l}, \dots, \mathbf{M}_{K_0l})^\top$, $\mathbf{M} = (\mathbf{M}_1, \mathbf{M}_2)^\top$,

$$\mathbf{V}_{il}(\check{\boldsymbol{\theta}}; \check{G}_n) = \left(\mathbf{U}_{i,l}(\check{\boldsymbol{\theta}}_1; \check{G}_n), \dots, \mathbf{U}_{i,l}(\check{\boldsymbol{\theta}}_{K_0}; \check{G}_n) \right)^\top$$

for $l = 1, 2$, and

$$\mathbf{V}_i(\check{\boldsymbol{\theta}}; \check{G}_n) = \left(\mathbf{V}_{i1}(\check{\boldsymbol{\theta}}; \check{G}_n), \mathbf{V}_{i2}(\check{\boldsymbol{\theta}}; \check{G}_n) \right)^\top$$

where $\check{\boldsymbol{\theta}} = (\check{\boldsymbol{\theta}}_1, \dots, \check{\boldsymbol{\theta}}_{K_0})$. Then, since the ρ_k are bounded away from zero in probability, we have,

$$\begin{aligned} (I) &= \sum_{i=1}^n \left\{ \sum_{k=1}^{K_0} \rho_k \left[\mathbf{M}_{k1}^\top \mathbf{U}_{i1}(\check{\boldsymbol{\theta}}_k; \check{G}_n) + \mathbf{M}_{k2}^\top \mathbf{U}_{i2}(\check{\boldsymbol{\theta}}_k; \check{G}_n) \right] \right\}^2 \\ &\asymp \sum_{i=1}^n \left\{ \mathbf{M}_1^\top \mathbf{V}_{i1}(\check{\boldsymbol{\theta}}; \check{G}_n) + \mathbf{M}_2^\top \mathbf{V}_{i2}(\check{\boldsymbol{\theta}}; \check{G}_n) \right\}^2 = \sum_{i=1}^n \left\{ \begin{pmatrix} \mathbf{M}_1 & \mathbf{M}_2 \end{pmatrix} \begin{pmatrix} \mathbf{V}_{i1}(\check{\boldsymbol{\theta}}; \check{G}_n) \\ \mathbf{V}_{i2}(\check{\boldsymbol{\theta}}; \check{G}_n) \end{pmatrix} \right\}^2 \\ &= \sum_{i=1}^n \mathbf{M}^\top \mathbf{V}_i(\check{\boldsymbol{\theta}}; \check{G}_n) \mathbf{V}_i^\top(\check{\boldsymbol{\theta}}; \check{G}_n) \mathbf{M} = \mathbf{M}^\top \left(\sum_{i=1}^n \mathbf{V}_i(\check{\boldsymbol{\theta}}; \check{G}_n) \mathbf{V}_i^\top(\check{\boldsymbol{\theta}}; \check{G}_n) \right) \mathbf{M}, \end{aligned}$$

in probability. By Serfling (1981, p. 286) as $n \rightarrow \infty$,

$$\frac{1}{n} \sum_{i=1}^n \mathbf{V}_i(\check{\boldsymbol{\theta}}_k; \check{G}_n) \mathbf{V}_i^\top(\check{\boldsymbol{\theta}}_k; \check{G}_n) \xrightarrow{p} \boldsymbol{\Sigma} := \mathbb{E} \left\{ \mathbf{V}_1(\boldsymbol{\theta}_0; G_0) \mathbf{V}_1^\top(\boldsymbol{\theta}_0; G_0) \right\}.$$

It follows that for large n , the following holds in probability

$$\varrho_{\min}(\boldsymbol{\Sigma}) \|\mathbf{M}\|^2 \lesssim \frac{1}{n}(I) \lesssim \varrho_{\max}(\boldsymbol{\Sigma}) \|\mathbf{M}\|^2.$$

By the Strong Identifiability Condition, $\mathbf{V}_1(\boldsymbol{\theta}_0; G_0)$ is non-degenerate, so $\boldsymbol{\Sigma}$ is positive definite and $\varrho_{\min}(\boldsymbol{\Sigma}) > 0$. Therefore,

$$(I) \asymp n \|\mathbf{M}\|^2, \quad (6.57)$$

in probability, where $\|\mathbf{M}\|$ denotes the Frobenius norm of \mathbf{M} .

Using the same argument, and noting that $\|\boldsymbol{\theta} - \check{\boldsymbol{\theta}}_k\| = o_p(1)$, for all $\boldsymbol{\theta} \in \Theta$ in a $\gamma_n^{\frac{1}{2}}$ -neighborhood of an atom of G_0 , we have,

$$(II) = o_p(n) \|\mathbf{M}_2\|^2 = o_p(n) \|\mathbf{M}\|^2.$$

By the Cauchy-Schwarz inequality, we also have,

$$|(III)| \leq \sqrt{(I)(II)} = o_p(n) \|\mathbf{M}\|^2.$$

Combining the above inequalities, we deduce that for some constant $C' > 0$,

$$\sum_{i=1}^n \Delta_i^2 \geq nC' \|\mathbf{M}\|^2 = nC' \sum_{k=1}^{K_0} \left\{ \sum_{r=1}^d m_{k,r}^2 + \sum_{r=1}^d \sum_{l=1}^d m_{k,rl}^2 \right\}, \quad (6.58)$$

in probability.

Step 2.3. Bounding $\sum_{i=1}^n \Delta_i^3$. By Taylor's expansion, there exist vectors $\boldsymbol{\xi}_{ik}$ on the segment

joining $\boldsymbol{\theta}$ and $\check{\boldsymbol{\theta}}_k$ such that

$$\begin{aligned}
\sum_{i=1}^n \Delta_i^3 &= \sum_{i=1}^n \left\{ \sum_{k=1}^{K_0} \rho_k \sum_{j=1}^d m_{k,j} U_{i,j}(\check{\boldsymbol{\theta}}_k, \check{G}_n) \right. \\
&\quad \left. + \frac{1}{2} \sum_{k=1}^{K_0} \rho_k \sum_{j=1}^d \sum_{l=1}^d \int (\theta_j - \check{\theta}_{kj}) (\theta_l - \check{\theta}_{kl}) dH_k(\boldsymbol{\theta}) U_{i,jl}(\boldsymbol{\xi}_{ik}, \check{G}_n) \right\}^3 \\
&= O_p(1) \sum_{k=1}^{K_0} \left\{ \sum_{j=1}^d |m_{k,j}|^3 \sum_{i=1}^n |U_{i,j}(\check{\boldsymbol{\theta}}_k, \check{G}_n)|^3 \right. \\
&\quad \left. + \sum_{j=1}^d \sum_{l=1}^d \int |\theta_j - \check{\theta}_{kj}|^3 |\theta_l - \check{\theta}_{kl}|^3 dH_k(\boldsymbol{\theta}) \sum_{i=1}^n U_{i,jl}^3(\boldsymbol{\xi}_{ik}, \check{G}_n) \right\} \\
&= O_p(n) \sum_{k=1}^{K_0} \left\{ \sum_{j=1}^d |m_{k,j}|^3 + \sum_{j=1}^d \sum_{l=1}^d \int |\theta_j - \check{\theta}_{kj}|^3 |\theta_l - \check{\theta}_{kl}|^3 dH_k(\boldsymbol{\theta}) \right\} \\
&= o_p(n) \|\mathbf{M}\|^2,
\end{aligned} \tag{6.59}$$

$$\tag{6.60}$$

where we have used Holder's inequality. Thus, (6.58) and (6.59) imply that $\sum_{i=1}^n \Delta_i^2$ dominates $\sum_{i=1}^n \Delta_i^3$, for large n . Hence, for large n , we can re-write (6.45) as

$$l_n(G) - l_n(\check{G}_n) \leq \sum_{i=1}^n \Delta_i - \left(\frac{1}{2} \sum_{i=1}^n \Delta_i^2 \right) (1 + o_p(1)). \tag{6.61}$$

Now, combining (6.56) and (6.58), we have that for large n ,

$$\begin{aligned}
&\sum_{i=1}^n \Delta_i - \left(\frac{1}{2} \sum_{i=1}^n \Delta_i^2 \right) \\
&\leq C_0 n^{\frac{3}{4}} \sum_{k=1}^{K_0} |m_{2k}| + \epsilon_n n^{\frac{3}{4}} \sum_{k=1}^{K_0} \sum_{j=1}^d |m_{k,j}| - nC' \sum_{k=1}^{K_0} \left(\sum_{j=1}^d m_{k,j}^2 + \sum_{j=1}^d \sum_{l=1}^d m_{k,jl}^2 \right) \\
&= C_0 n^{\frac{3}{4}} \sum_{k=1}^{K_0} |m_{2k}| - nC' \sum_{k=1}^{K_0} \sum_{j=1}^d \sum_{l=1}^d m_{k,jl}^2 + \sum_{k=1}^{K_0} \sum_{j=1}^d m_{k,j} \left(\epsilon_n n^{\frac{3}{4}} - nC' m_{k,j} \right).
\end{aligned}$$

Since $m_{k,j} = O_p(\gamma_n^{\frac{1}{2}})$, the third term of the above equation is negative as $n \rightarrow \infty$. Thus, for

large n ,

$$\begin{aligned}
& \sum_{i=1}^n \Delta_i - \frac{1}{2} \sum_{i=1}^n \Delta_i^2 \\
& \leq C_0 n \gamma_n^{\frac{1}{2}} \sum_{k=1}^{K_0} |m_{2k}| - C' n \sum_{k=1}^{K_0} \sum_{j=1}^d \sum_{l=1}^d m_{k,jl}^2 \\
& \leq C_0 n \gamma_n^{\frac{1}{2}} \sum_{k=1}^{K_0} \left\{ \sum_{j=1}^d |m_{k,jj}| + 2 \sum_{j < l} |m_{k,jl}| \right\} - C' n \sum_{k=1}^{K_0} \sum_{j=1}^d \sum_{l=1}^d m_{k,jl}^2 \\
& = C_0 n \gamma_n^{\frac{1}{2}} \sum_{k=1}^{K_0} \left\{ \sum_{j=1}^d |m_{k,jj}| - \sum_{j=1}^d m_{k,j}^2 \right\} \\
& \quad - n C' \sum_{k=1}^{K_0} \left(\sum_{j=1}^d \sum_{l=1}^d m_{k,jl}^2 - \frac{C_0 n^{-\frac{1}{4}}}{C'} \sum_{j=1}^d m_{k,j}^2 - \frac{2}{C'} n^{-\frac{1}{4}} \sum_{r < s} |m_{k,rs}| \right) \\
& \leq C_0 n \gamma_n^{\frac{1}{2}} \sum_{k=1}^{K_0} \sum_{j=1}^d \{ |m_{k,jj}| - m_{k,j}^2 \} \\
& = C_0 n \gamma_n^{\frac{1}{2}} (1 + o_p(1)) \sum_{k=1}^{K_0} \sum_{j=1}^d \sum_{h,i \in \mathcal{I}_k} |\theta_{hj} - \theta_{ij}|^2 \\
& = C_0 n \gamma_n (1 + o_p(1)) \sum_{k=1}^{K_0} \sum_{j=1}^d \sum_{h,i \in \mathcal{I}_k} |\theta_{hj} - \theta_{ij}|.
\end{aligned}$$

Returning to (6.61), we obtain

$$l_n(G) - l_n(\check{G}_n) \leq C_0 n \gamma_n \sum_{k=1}^{K_0} \sum_{j=1}^d \sum_{h,i \in \mathcal{I}_k} |\theta_{hj} - \theta_{ij}|, \quad (6.62)$$

for large n , in probability. This concludes **Step 2** of the proof.

Step 3: Order assessment of the penalized log-likelihood difference.

Combining (6.39), (6.43) and (6.62), we obtain

$$\begin{aligned}
& L_n(G) - L_n(\check{G}_n) \\
& \leq C_0 n \gamma_n \sum_{k=1}^{K_0} \sum_{h,i \in \mathcal{I}_k} \|\boldsymbol{\theta}_h - \boldsymbol{\theta}_i\| \\
& \quad - n \sum_{k=1}^{K_0} \sum_{j: \alpha(j), \alpha(j+1) \in \mathcal{I}_k} r_{\lambda_n}(\|\boldsymbol{\eta}_j\|; \omega_j) + O_p(n \gamma_n^2 / \log n) + \varphi(\boldsymbol{\rho}) \\
& \leq n \gamma_n \left\{ C_0 \sum_{k=1}^{K_0} \sum_{h,i \in \mathcal{I}_k} \|\boldsymbol{\theta}_h - \boldsymbol{\theta}_i\| \right. \\
& \quad \left. - \gamma_n^{-1} \sum_{k=1}^{K_0} \sum_{j: \alpha(j), \alpha(j+1) \in \mathcal{I}_k} r_{\lambda_n}(\|\boldsymbol{\eta}_j\|; \omega_j) + O_p(\gamma_n / \log n) + O(1/(n \gamma_n)) \right\},
\end{aligned}$$

in probability, for large n . By (6.35) and condition (P3) on r_{λ_n} , the right-hand-side of the above inequality is negative as $n \rightarrow \infty$. Thus any mixing measure G with more than K_0 atoms cannot be the MPLE. This proves that

$$\mathbb{P}(\hat{K}_n = K_0) \rightarrow 1. \quad (6.63)$$

Finally, we prove Part (ii), that is, we show that \hat{G}_n converges to G_0 at the γ_n rate with respect to the W_1 distance. In view of (6.63) and Theorem B.2, we have

$$\begin{aligned}
& \mathbb{P} \left\{ W_1(\hat{G}_n, G_0) > \gamma_n / k_0 \right\} \\
& = \mathbb{P} \left\{ W_1(\hat{G}_n, G_0) > \gamma_n / k_0, \hat{K}_n = K_0 \right\} + \mathbb{P} \left\{ W_1(\hat{G}_n, G_0) > \gamma_n / k_0, \hat{K}_n \neq K_0 \right\} \\
& \leq \mathbb{P} \left\{ h(\hat{p}_n, p_0) > \gamma_n, \hat{K}_n = K_0 \right\} + o(1) \\
& = o(1),
\end{aligned}$$

where the last line is due to Theorem 2. Thus, $W_1(\hat{G}_n, G_0) = O_p(\gamma_n)$. \square

C.4. Proofs of Strong Identifiability Results

In this subsection, we provide the proofs of Proposition 1 and Corollary 1.

Proof (Of Proposition 1). As in Teicher (1963), write the probability generating function $(1 - \theta + \theta z)^M$ of the family \mathcal{F} as $\psi(w; \theta) = (1 + \theta w)^M$, where $w = z - 1$ for all $z \in \mathbb{R}$. For any fixed integer $K \geq 1$ and any distinct real numbers $\theta_1, \dots, \theta_K \in (0, 1)$, it is enough to show that if $\beta_{jl} \in \mathbb{R}$, $j = 1, \dots, K$, $l = 1, \dots, r$, satisfy

$$\sum_{j=1}^K \sum_{l=0}^r \beta_{jl} \frac{\partial^l \psi(w; \theta_j)}{\partial \theta^l} = 0 \quad (6.64)$$

uniformly in w , then $\beta_{jl} = 0$ for all j, l . Assume (6.64) holds. Writing $(m)_k = m!/(m-k)!$ for all positive integers $m \geq k$, we have for all $w \in \mathbb{R}$,

$$\begin{aligned} 0 &= \sum_{j=1}^K \sum_{l=0}^r \beta_{jl} \frac{\partial^l \psi(w; \theta_j)}{\partial \theta^l} \\ &= \sum_{j=1}^K \sum_{l=0}^r \beta_{jl} (M)_l w^l (1 + w\theta_j)^{M-l} \\ &= \sum_{j=1}^K \sum_{l=0}^r \beta_{jl} (M)_l w^l \sum_{s=0}^{M-l} \binom{M-l}{s} (w\theta_j)^s \\ &= \sum_{l=0}^r \sum_{s=0}^{M-l} \sum_{j=1}^K \binom{M-l}{s} (M)_l \beta_{jl} w^{l+s} \theta_j^s \\ &= \sum_{l=0}^r \sum_{s=l}^M \sum_{j=1}^K \binom{M-l}{s-l} (M)_l \beta_{jl} w^s \theta_j^{s-l} \\ &= \sum_{s=0}^r \sum_{l=0}^s \sum_{j=1}^K \binom{M-l}{s-l} (M)_l \beta_{jl} w^s \theta_j^{s-l} + \sum_{s=r+1}^M \sum_{l=0}^r \sum_{j=1}^K \binom{M-l}{s-l} (M)_l \beta_{jl} w^s \theta_j^{s-l}. \end{aligned}$$

This quantity is a uniformly vanishing polynomial in w . It follows that its coefficients must vanish. We deduce

$$\begin{cases} \sum_{l=0}^s \sum_{j=1}^K \binom{M-l}{s-l} (M)_l \beta_{jl} \theta_j^{s-l} = 0, & s = 0, \dots, r \\ \sum_{l=0}^r \sum_{j=1}^K \binom{M-l}{s-l} (M)_l \beta_{jl} \theta_j^{s-l} = 0, & s = r+1, \dots, M. \end{cases} \quad (6.65)$$

This system of equations can be written as $\mathcal{M}_1 \beta = 0$, where

$$\beta = (\beta_{10}, \dots, \beta_{K0}, \beta_{11}, \dots, \beta_{K1}, \beta_{12}, \dots, \beta_{Kr})^\top$$

is a vector of length $K(r+1)$, and

$$\mathcal{M}_1 = \begin{pmatrix} \binom{M}{0}(M)_0\theta_1^0 & \cdots & \binom{M}{0}(M)_0\theta_K^0 & 0 & \cdots & 0 & \cdots \\ \binom{M}{1}(M)_0\theta_1^1 & \cdots & \binom{M}{1}(M)_0\theta_K^1 & \binom{M-1}{0}(M)_1\theta_1^0 & \cdots & \binom{M-1}{0}(M)_1\theta_K^0 & \cdots \\ \vdots & & \vdots & \vdots & & \vdots & \\ \binom{M}{r}(M)_0\theta_1^r & \cdots & \binom{M}{r}(M)_0\theta_K^r & \binom{M-1}{r-1}(M)_1\theta_1^{r-1} & \cdots & \binom{M-1}{r-1}(M)_1\theta_K^{r-1} & \cdots \\ \binom{M}{r+1}(M)_0\theta_1^{r+1} & \cdots & \binom{M}{r+1}(M)_0\theta_K^{r+1} & \binom{M-1}{r}(M)_1\theta_1^r & \cdots & \binom{M-1}{r}(M)_1\theta_K^r & \cdots \\ \vdots & & \vdots & \vdots & & \vdots & \\ \binom{M}{M}(M)_0\theta_1^M & \cdots & \binom{M}{M}(M)_0\theta_K^M & \binom{M-1}{M-1}(M)_1\theta_1^{M-1} & \cdots & \binom{M-1}{M-1}(M)_1\theta_K^{M-1} & \cdots \\ \cdots & & \cdots & 0 & \cdots & 0 & \cdots \\ \cdots & & \cdots & 0 & \cdots & 0 & \cdots \\ \cdots & & \cdots & \vdots & & \vdots & \\ \cdots & & \cdots & \binom{M-r}{0}(M)_r\theta_1^0 & \cdots & \binom{M-r}{0}(M)_r\theta_K^0 & \\ \cdots & & \cdots & \binom{M-r}{1}(M)_r\theta_1^1 & \cdots & \binom{M-r}{1}(M)_r\theta_K^1 & \\ \cdots & & \cdots & \vdots & & \vdots & \\ \cdots & & \cdots & \binom{M-r}{M-r}(M)_r\theta_1^{M-r} & \cdots & \binom{M-r}{M-r}(M)_r\theta_K^{M-r} \end{pmatrix}$$

is a matrix of dimension $(M+1) \times K(r+1)$.

Now, using the fact that for all $k = 0, \dots, r$ and $0 \leq m \leq M$,

$$(M)_k \frac{\binom{M-k}{m-k}}{\binom{M}{m}} = (m)_k,$$

we have that \mathcal{M}_1 can be reduced by elementary operations to

$$\mathcal{M}_2 = \begin{pmatrix} \theta_1^0 & \cdots & \theta_K^0 & 0 & \cdots & 0 & \cdots & 0 & \cdots & 0 \\ \theta_1^1 & \cdots & \theta_K^1 & (1)_1\theta_1^0 & \cdots & (1)_1\theta_K^0 & \cdots & 0 & \cdots & 0 \\ \vdots & & \vdots & \vdots & & \vdots & & \vdots & & \vdots \\ \theta_1^r & \cdots & \theta_K^r & (r)_1\theta_1^{r-1} & \cdots & (r)_1\theta_K^{r-1} & \cdots & (r)_r\theta_1^0 & \cdots & (r)_r\theta_K^0 \\ \theta_1^{r+1} & \cdots & \theta_K^{r+1} & (r+1)_1\theta_1^r & \cdots & (r+1)_1\theta_K^r & \cdots & (r+1)_r\theta_1^1 & \cdots & (r+1)_r\theta_K^1 \\ \vdots & & \vdots & \vdots & & \vdots & & \vdots & & \vdots \\ \theta_1^M & \cdots & \theta_K^M & (M)_1\theta_1^{M-1} & \cdots & (M)_1\theta_K^{M-1} & \cdots & (M)_r\theta_1^{M-r} & \cdots & (M)_r\theta_K^{M-r} \end{pmatrix}.$$

If $M+1 < (r+1)K$, namely if \mathcal{M}_2 has more columns than it has rows, the system (6.65) must have infinitely-many solutions, and so the family \mathcal{F} is not strongly identifiable in the r -th order. On the other hand, if $M+1 \geq (r+1)K$, let \mathcal{M}_3 denote the top $(r+1)K \times (r+1)K$ block of \mathcal{M}_2 (namely the square matrix consisting of the first $(r+1)K$ rows of \mathcal{M}_2). Then \mathcal{M}_3 is the generalized (or confluent) Vandermonde matrix (Kalman, 1984) corresponding to the polynomial

$$g(x) = \prod_{i=1}^K (x - \theta_i)^r,$$

up to permutation of its columns. It follows that

$$|\det(\mathcal{M}_3)| = \prod_{1 \leq i < j \leq K} (\theta_i - \theta_j)^{r^2}.$$

Since $\theta_1, \dots, \theta_K$ are assumed to be distinct, we deduce that \mathcal{M}_3 is invertible, whence \mathcal{M}_2

is full rank and the system of equations (6.65) has a unique solution $\beta = 0$. The claim follows. \square

Proof (Of Corollary 1). Assume $3K - 1 \leq M$. Suppose $\zeta_j \in \mathbb{R}$ and $\beta_j, \gamma_j \in \mathbb{R}^d$, $j = 1, \dots, K$, are such that for any \mathbf{y} ,

$$\sum_{j=1}^K \left\{ \zeta_j f(\mathbf{y}; \theta_j) + \beta_j^\top \frac{\partial f(\mathbf{y}; \theta_j)}{\partial \theta} + \gamma_j^\top \frac{\partial^2 f(\mathbf{y}; \theta_j)}{\partial \theta \partial \theta^\top} \gamma_j \right\} = 0.$$

Then, writing $\mathbf{y} = (y_1, \dots, y_d)^\top$, we have for all $s \in \{1, \dots, d\}$,

$$\sum_{y_1, \dots, y_{s-1}, y_{s+1}, \dots, y_d=0}^M \sum_{j=1}^K \left\{ \zeta_j f(\mathbf{y}; \theta_j) + \beta_j^\top \frac{\partial f(\mathbf{y}; \theta_j)}{\partial \theta} + \gamma_j^\top \frac{\partial^2 f(\mathbf{y}; \theta_j)}{\partial \theta \partial \theta^\top} \gamma_j \right\} = 0.$$

Write $\beta_j = (\beta_{j1}, \dots, \beta_{jd})^\top$ and $\gamma_j = (\gamma_{j1}, \dots, \gamma_{jd})^\top$ for all $j = 1, \dots, K$. Letting $b(y; \theta) = \binom{M}{y} \theta^y (1 - \theta)^{M-y}$ denote the binomial density, and using the fact that multinomial densities have binomial marginals, we have

$$\sum_{j=1}^K \left\{ \zeta_j b(y_s; \theta_{js}) + \beta_{js} \frac{\partial b(y_s; \theta_{js})}{\partial \theta} + \gamma_{js}^2 \frac{\partial^2 b(y_s; \theta_{js})}{\partial \theta^2} \right\} = 0.$$

Since $3K - 1 \leq M$, it follows by Proposition 1 that $\zeta_j = \beta_{js} = \gamma_{js} = 0$ for all $j = 1, \dots, K$. Since this holds for all $s = 1, \dots, d$, the claim follows. \square

Supplement D: Numerical Solution

In this section, we provide computational strategies for implementing the GSF method. In Section D.1, we describe a modified EM algorithm to obtain an approximate solution to the optimization problem in (2.7), and in Section D.2 we outline some implementation specifications. Regularized plots and the choice of tuning parameter λ in the penalty r_λ are discussed in Section 4 of the manuscript.

D.1 A Modified Expectation-Maximization Algorithm

In what follows, we describe a numerical solution to the optimization problem in (2.7) based on the Expectation-Maximization (EM) algorithm (Dempster et al., 1977) and the proximal gradient method (Nesterov, 2004).

Given a fixed upper bound $K > K_0$, the penalized complete log-likelihood function is given by

$$L_n^c(\Psi) = \sum_{i=1}^n \sum_{j=1}^K Z_{ij} [\log \pi_j + \log f(\mathbf{y}_i; \theta_j)] - \varphi(\pi_1, \dots, \pi_K) - n \sum_{j=1}^{K-1} r_\lambda(\|\boldsymbol{\eta}_j\|; \omega_j) \quad (6.66)$$

where the Z_{ij} are latent variables indicating the component to which the i th observation \mathbf{y}_i belongs, for all $i = 1, 2, \dots, n$, $j = 1, 2, \dots, K$, and $\Psi = (\boldsymbol{\theta}_1, \dots, \boldsymbol{\theta}_K, \pi_1, \dots, \pi_{K-1})$ is the vector of all parameters. Since the Z_{ij} are missing, our modified EM algorithm maximizes the conditional expected value (with respect to Z_{ij}) of the penalized complete log-likelihood (6.66), by iterating between the two steps which follow. We let $\Psi^{(t)} = (\boldsymbol{\theta}_1^{(t)}, \dots, \boldsymbol{\theta}_K^{(t)}, \pi_1^{(t)}, \dots, \pi_{K-1}^{(t)})$ denote the parameter estimates on the t -th iteration of the algorithm. Inspired by the local linear approximation (LLA) for folded concave penalties (Zou and Li, 2008), at the $(t+1)$ -th iteration, the modified EM algorithm proceeds as follows.

E-Step. Compute the conditional expectation of $L_n^c(\Psi)$ with respect to Z_{ij} , given observations $\mathbf{y}_1, \mathbf{y}_2, \dots, \mathbf{y}_n$ and the current estimate $\Psi^{(t)}$, as

$$Q(\Psi; \Psi^{(t)}) = \sum_{i=1}^n \sum_{j=1}^K w_{ij}^{(t)} [\log \pi_j + \log \{f(\mathbf{y}_i; \boldsymbol{\theta}_j)\}] \\ - \varphi(\pi_1, \dots, \pi_K) - n \sum_{j=1}^{K-1} r'_\lambda(\|\boldsymbol{\eta}_j^{(t)}\|; \omega_j) \|\boldsymbol{\eta}_j\|$$

where

$$w_{ij}^{(t)} = \frac{\pi_j^{(t)} \log \{f(\mathbf{y}_i; \boldsymbol{\theta}_j^{(t)})\}}{\sum_{l=1}^K \pi_l^{(t)} \log \{f(\mathbf{y}_i; \boldsymbol{\theta}_l^{(t)})\}}, \quad i = 1, 2, \dots, n; \quad j = 1, 2, \dots, K.$$

M-Step. The updated estimate $\Psi^{(t+1)}$ is obtained by minimizing $-Q(\Psi; \Psi^{(t)})$ with respect to Ψ . The mixing proportions are updated by

$$\left(\pi_1^{(t+1)}, \dots, \pi_K^{(t+1)} \right)^\top = \boldsymbol{\pi}^{(t+1)} = \underset{\boldsymbol{\pi}}{\operatorname{argmin}} \left\{ \sum_{i=1}^n \sum_{j=1}^K w_{ij}^{(t)} \log \pi_j - \varphi(\boldsymbol{\pi}) \right\}.$$

For instance, if $\varphi(\boldsymbol{\pi}) = -C \sum_{j=1}^K \log \pi_j$, for some constant $C > 0$, we arrive at

$$\pi_j^{(t+1)} = \frac{\sum_{i=1}^n w_{ij}^{(t)} + C}{n + KC}, \quad j = 1, 2, \dots, K.$$

On the other hand, there generally does not exist a closed form update for $\boldsymbol{\theta}_1, \dots, \boldsymbol{\theta}_K$. Inspired by the proximal gradient method, we propose to locally majorize the objective function $-Q(\Psi; \Psi^{(t)})$, holding the mixing probabilities π_j constant. Xu and Chen (2015) considered a similar approach for one-dimensional exponential families \mathcal{F} .

Let $\boldsymbol{\eta}_0 = \boldsymbol{\theta}_{\alpha(1)}$ and recall $\boldsymbol{\eta}_j = \boldsymbol{\theta}_{\alpha(j+1)} - \boldsymbol{\theta}_{\alpha(j)}$, for all $j = 1, 2, \dots, K-1$. Define the matrix $\boldsymbol{\eta} = (\boldsymbol{\eta}_0, \dots, \boldsymbol{\eta}_{K-1}) \in \mathbb{R}^{d \times K}$, and note that $\boldsymbol{\theta}_{\alpha(j)} = \sum_{l=0}^{j-1} \boldsymbol{\eta}_l$, for all $j = 1, 2, \dots, K$. We then rewrite the leading term of the function $-\frac{1}{n}Q(\Psi; \Psi^{(t)})$ as

$$\mathcal{L}(\boldsymbol{\eta}; \Psi^{(t)}) = -\frac{1}{n} \sum_{i=1}^n \sum_{j=1}^K w_{i\alpha(j)}^{(t)} \log f\left(\mathbf{y}_i; \sum_{l=0}^{j-1} \boldsymbol{\eta}_l\right).$$

Hence, the problem of minimizing $-Q(\Psi; \Psi^{(t)})$ with respect to the θ_j is equivalent to minimizing

$$Q(\eta; \eta^{(t)}) = \mathcal{L}(\eta; \Psi^{(t)}) + \sum_{j=1}^{K-1} r'_\lambda(\|\eta_j^{(t)}\|; \omega_j) \|\eta_j\|,$$

with respect to $\eta \in \mathbb{R}^{d \times K}$. Given a tuning parameter $\rho > 0$, we locally majorize $Q(\eta; \eta^{(t)})$ by the following isotropic quadratic function

$$\begin{aligned} \overline{Q}(\eta; \eta^{(t)}) = \mathcal{L}(\eta^{(t)}; \Psi^{(t)}) + \text{tr} \left\{ \left[\frac{\partial \mathcal{L}}{\partial \eta}(\eta^{(t)}) \right]^\top (\eta - \eta^{(t)}) \right\} \\ + \frac{\rho}{2} \|\eta - \eta^{(t)}\|^2 + \sum_{j=1}^{K-1} r'_\lambda(\|\eta_j^{(t)}\|) \|\eta_j\|. \end{aligned} \quad (6.67)$$

Note that $\overline{Q}(\cdot; \eta^{(t)})$ majorizes $Q(\cdot; \eta^{(t)})$ at $\eta^{(t)}$ provided

$$\rho \geq \max \left\{ \varrho_{\max} \left(\frac{\partial^2 \mathcal{L}(\eta^{(t)}; \Psi^{(t)})}{\partial \eta_j \partial \eta_k} \right) : j, k = 0, 1, \dots, K-1 \right\}, \quad (6.68)$$

where $\varrho_{\max}(\mathbf{M})$ denotes the largest eigenvalue of any real and symmetric $d \times d$ matrix \mathbf{M} . The numerical choice of ρ is discussed below. Then, setting $\eta^{(t,0)} = \eta^{(t)}$, the $(m+1)$ -th update of η on the $(t+1)$ -th iteration of the EM Algorithm is given by

$$\eta^{(t+1, m+1)} = \underset{\eta \in \mathbb{R}^{d \times K}}{\text{argmin}} \overline{Q}(\eta; \eta^{(t+1, m)}), \quad (6.69)$$

which has the following closed-form

$$\eta_0^{(t+1, m+1)} = \eta_0^{(t+1, m)} - \rho^{-1} \frac{\partial \mathcal{L}(\eta^{(t+1, m)}; \Psi^{(t)})}{\partial \eta_0} \quad (6.70)$$

$$\eta_j^{(t+1, m+1)} = S \left(\mathbf{z}_j^{(t, m+1)}; \rho^{-1} r'_\lambda(\|\eta_j^{(t)}\|; \omega_j) \right), \quad (6.71)$$

for all $j = 1, 2, \dots, K-1$, where $\mathbf{z}_j^{(m, t+1)} = \eta_j^{(m, t+1)} - \rho^{-1} \frac{\partial \mathcal{L}(\eta^{(m, t+1)}; \Psi^{(t)})}{\partial \eta_j}$, and $S(\mathbf{z}; \lambda) = \left(1 - \frac{\lambda}{\|\mathbf{z}\|}\right)_+ \mathbf{z}$ is the multivariate soft-thresholding operator (Breheny and Huang 2015, Donoho and Johnstone 1994).

Returning to (6.68), to avoid computing the second-order derivatives of $\mathcal{L}(\eta; \Psi^{(t)})$, we determine the value of ρ by performing a line search at each iteration of (6.69). Specifically, given a small constant ρ_0 , at the iteration $m+1$ we set $\rho = \rho_0$ and increase it by a factor $\gamma > 1$ until the local majorization property is satisfied:

$$Q(\eta^{(t+1, m+1)}; \eta^{(t+1, m)}) \leq \overline{Q}(\eta^{(t+1, m+1)}; \eta^{(t+1, m)}).$$

Let $\rho^{(t+1, m+1)}$ denote the selected value of ρ . To speed up the selection of ρ , we initialize it on the $(m+1)$ -th iteration by $\max\{\rho_0, \gamma^{-1} \rho^{(t+1, m)}\}$, similarly to Fan et al. (2018).

The update (6.69) in the M-Step is iterated until an index m satisfies $\|\boldsymbol{\eta}^{(t+1,m+1)} - \boldsymbol{\eta}^{(t+1,m)}\| < \epsilon$ for some small $\epsilon > 0$. We then set the values of the $(t+1)$ -th iteration of the EM algorithm as $\boldsymbol{\eta}^{(t+1)} := \boldsymbol{\eta}^{(t+1,m_0)}$ and $\boldsymbol{\theta}^{(t+1)} := \boldsymbol{\eta}^{(t+1)}\Lambda$, where Λ is the triangular $K \times K$ matrix with ones above and on the diagonal. The iteration between the E-Step and M-Step is continued until a convergence criterion is met, say $\|\boldsymbol{\Psi}^{(t+1)} - \boldsymbol{\Psi}^{(t)}\| < \delta$, for some $\delta > 0$.

Algorithm 1: $(t+1)$ -th Iteration of the Modified EM Algorithm.

Input: $\boldsymbol{\theta}^{(t)}, \boldsymbol{\pi}^{(t)}, \mathbf{y}$

1 E-Step :

2 Compute $w_{ij}^{(t)} \leftarrow \frac{\pi_j^{(t)} \log\{f(\mathbf{y}_i; \boldsymbol{\theta}_j^{(t)})\}}{\sum_{l=1}^K \pi_l^{(t)} \log\{f(\mathbf{y}_i; \boldsymbol{\theta}_l^{(t)})\}}, \quad i = 1, 2, \dots, n; \quad j = 1, 2, \dots, K.$

3 M-Step :

4 $\boldsymbol{\pi}^{(t+1)} = \operatorname{argmin}_{\boldsymbol{\pi}} \left\{ \sum_{i=1}^n \sum_{j=1}^K w_{ij}^{(t)} \log \pi_j - \varphi(\boldsymbol{\pi}) \right\}$

5 $m \leftarrow 0$

6 $\rho^{(t+1,0)} \leftarrow \rho_0$

7 **repeat**

8 $\rho^{(t+1,m+1)} \leftarrow \max \{ \gamma^{-1} \rho^{(t+1,m)}, \rho_0 \}$

9 **repeat**

10 $\boldsymbol{\eta}^{(t+1,m+1)} \leftarrow \operatorname{argmin}_{\boldsymbol{\eta}} \overline{\mathcal{Q}}(\boldsymbol{\eta}; \boldsymbol{\eta}^{(t+1,m)})$

11 **if** $\mathcal{Q}(\boldsymbol{\eta}^{(t+1,m+1)}; \boldsymbol{\eta}^{(t+1,m)}) > \overline{\mathcal{Q}}(\boldsymbol{\eta}^{(t+1,m)})$ **then** $\rho^{(t+1,m+1)} \leftarrow \gamma \rho^{(t+1,m+1)}$

12 **until** $\mathcal{Q}(\boldsymbol{\eta}^{(t+1,m+1)}; \boldsymbol{\eta}^{(t+1,m)}) \leq \overline{\mathcal{Q}}(\boldsymbol{\eta}^{(t+1,m+1)}; \boldsymbol{\eta}^{(t+1,m)})$;

13 Set $m \leftarrow m + 1$

14 **until** $\|\boldsymbol{\eta}^{(t+1,m+1)} - \boldsymbol{\eta}^{(t+1,m)}\| \leq \epsilon$;

D.2. Implementation Specifications

Our numerical solution is implemented in the C++ programming language, and is publicly available in the **GroupSortFuse** R package at <https://github.com/tmanole/GroupSortFuse>. Currently, this package implements the GSF method for multinomial mixtures, multivariate and univariate location-Gaussian mixtures, univariate Poisson mixtures, and mixtures of exponential distributions.

In our simulations (Section 4 of the manuscript), we analyzed the performance of the GSF under multinomial mixtures and multivariate location-Gaussian mixture models (with unknown common covariance matrix). The data for the former two models was generated using the **mixtools** R package (Benaglia et al., 2009). We used the penalty $\varphi(\pi_1, \dots, \pi_K) = -C \sum_{j=1}^K \log \pi_j$ throughout, with $C = 3 \approx \log 20$ following the suggestion of Chen and Kalbfleisch (1996). We set the convergence criteria to $\epsilon = 10^{-5}$ and $\delta = 10^{-8}$, and halted the modified EM algorithm and the nested PGD algorithm if they did not converge after 2500 and 1000 iterations, respectively. We initialized the EM algorithm for multinomial mixture models using the MCMC algorithm described by Grenier (2016) for 100 iterations. For the

Gaussian mixtures, we used a binning method which is analogous to that of the `mixtools` package (Benaglia et al., 2009).

The tuning parameter λ for the penalty r_λ was chosen by minimizing the BIC criterion over a grid of candidate values $[\lambda_{\min}, \lambda_{\max}]$, as outlined in Section 4 of the manuscript. Based on our asymptotic results, we chose $\lambda_{\max} = n^{-1/4} \log n$ for the SCAD and MCP penalties. For the ALasso penalty, we found that the rate $\frac{n^{-3/4}}{\log n}$ was too small in practice and we instead used $\lambda_{\max} = n^{-0.35}$, which falls within the range discussed in the Remark at the end of Section 3 of the manuscript. For the SCAD and MCP penalties, we chose $\lambda_{\min} = 0.1, 0.4$ for the Gaussian and multinomial simulations respectively, matching the lower bounds used in the discrete and continuous mixture models of Chen and Khalili (2008). For the ALasso penalty, we chose $\lambda_{\min} = 0.01$ across both models.

Supplement E: Additional Numerical Results

In this section, we report the complete results of the simulations presented in the form of plots in Section 4 of the manuscript. We also report a supporting figure for the Pollen real data example.

E.1. Simulation Results for the Multinomial Mixture Models

In this subsection, we report the simulation results for the multinomial mixture Models 1-4 with $M = 50$ in Tables 8, 9, 10 and 11. We also report the simulation results of Models 1-7 with $M = 35$ in Tables 12 to 18.

n	K	AIC	BIC	SCAD	MCP	AL
100	1	.000	.000	.000	.000	.002
	2	.876	.980	.922	.924	.968
	3	.116	.018	.078	.076	.030
	4	.008	.002	.000	.000	.000
200	1	.000	.000	.000	.000	.000
	2	.864	.988	.936	.944	1.00
	3	.116	.012	.064	.056	.000
	4	.012	.000	.000	.000	.000
	5	.006	.000	.000	.000	.000
	6	.002	.000	.000	.000	.000
400	1	.000	.000	.000	.000	.000
	2	.828	.994	.948	.952	1.00
	3	.136	.006	.052	.048	.000
	4	.036	.000	.000	.000	.000

Table 8: Simulation results for multinomial mixture Model 1 ($M = 50$).

n	K	AIC	BIC	SCAD	MCP	AL
100	1	.000	.000	.000	.000	.000
	2	.000	.012	.000	.000	.000
	3	.808	.958	.642	.676	.898
	4	.152	.030	.338	.304	.096
	5	.034	.000	.020	.020	.006
	6	.006	.000	.000	.000	.000
200	1	.000	.000	.000	.000	.000
	2	.000	.000	.000	.000	.000
	3	.804	.984	.666	.698	.980
	4	.146	.016	.312	.288	.020
	5	.040	.000	.022	.014	.000
	6	.010	.000	.000	.000	.000
400	1	.000	.000	.000	.000	.000
	2	.000	.000	.000	.000	.000
	3	.836	.992	.698	.738	.996
	4	.116	.008	.284	.254	.004
	5	.040	.000	.018	.008	.000
	6	.008	.000	.000	.00	.000

Table 9: Simulation results for multinomial mixture Model 2 ($M = 50$).

n	K	AIC	BIC	SCAD	MCP	AL
100	3	.000	.000	.000	.000	.002
	4	.686	.762	.788	.816	.962
	5	.260	.218	.194	.174	.034
	6	.046	.018	.018	.010	.002
	7	.008	.002	.000	.000	.000
200	3	.000	.000	.000	.000	.000
	4	.690	.788	.800	.820	.978
	5	.260	.200	.180	.162	.022
	6	.044	.012	.020	.018	.000
	7	.006	.000	.000	.000	.000
400	3	.000	.000	.000	.000	.002
	4	.702	.806	.824	.828	.986
	5	.260	.186	.158	.154	.010
	6	.030	.008	.018	.018	.002
	7	.006	.000	.000	.000	.000
	8	.002	.000	.000	.000	.000

Table 10: Simulation results for multinomial mixture Model 3 ($M = 50$).

n	K	AIC	BIC	SCAD	MCP	AL
100	3	.000	.000	.000	.000	.002
	4	.026	.140	.082	.076	.148
	5	.494	.546	.618	.660	.806
	6	.312	.264	.262	.238	.042
	7	.138	.048	.034	.024	.002
	8	.030	.002	.002	.002	.000
	9	.000	.000	.002	.000	.000
200	3	.000	.000	.000	.000	.000
	4	.000	.012	.014	.012	.040
	5	.494	.556	.702	.724	.934
	6	.344	.340	.250	.240	.026
	7	.140	.084	.034	.024	.000
	8	.020	.006	.000	.000	.000
	9	.000	.000	.000	.000	.000
	10	.002	.002	.000	.000	.000
400	4	.000	.000	.000	.000	.034
	5	.468	.550	.764	.790	.960
	6	.356	.340	.200	.178	.006
	7	.150	.102	.034	.030	.000
	8	.022	.004	.002	.002	.000
	9	.002	.002	.000	.000	.000
	10	.002	.002	.000	.000	.000

Table 11: Simulation results for multinomial mixture Model 4 ($M = 50$).

n	K	AIC	BIC	SCAD	MCP	AL
100	1	.000	.000	.016	.016	.016
	2	.842	.982	.962	.960	.942
	3	.146	.018	.022	.024	.042
	4	.012	.000	.000	.000	.000
	6	.000	.000	.000	.000	.000
200	2	.822	.982	.990	.990	.992
	3	.156	.018	.010	.010	.008
	4	.018	.000	.000	.000	.000
	5	.004	.000	.000	.000	.000
	6	.000	.000	.000	.000	.000
400	2	.826	.994	1.00	1.00	.996
	3	.146	.006	.000	.000	.004
	4	.026	.000	.000	.000	.000
	5	.002	.000	.000	.000	.000
	6	.000	.000	.000	.000	.000

Table 12: Simulation results for multinomial mixture Model 1 ($M = 35$).

n	K	AIC	BIC	SCAD	MCP	AL
100	2	.032	.322	.004	.016	.114
	3	.806	.672	.868	.888	.830
	4	.146	.006	.126	.096	.054
	5	.016	.000	.002	.000	.002
	6	.000	.000	.000	.000	.000
200	2	.000	.040	.000	.000	.014
	3	.794	.938	.850	.892	.956
	4	.172	.022	.150	.106	.030
	5	.026	.000	.000	.002	.000
	6	.008	.000	.000	.000	.000
400	3	.796	.988	.868	.894	.990
	4	.162	.012	.130	.106	.010
	5	.038	.000	.002	.000	.000
	6	.004	.000	.000	.000	.000
	7	.000	.000	.000	.000	.000

Table 13: Simulation results for multinomial mixture Model 2 ($M = 35$)

n	K	AIC	BIC	SCAD	MCP	AL
100	2	.000	.000	.000	.000	.000
	3	.000	.008	.000	.000	.002
	4	.716	.796	.850	.876	.876
	5	.230	.182	.142	.116	.108
	6	.050	.014	.008	.008	.014
	7	.004	.000	.000	.000	.000
200	2	.000	.000	.000	.000	.000
	3	.000	.000	.000	.000	.000
	4	.698	.826	.870	.894	.892
	5	.262	.162	.120	.100	.094
	6	.038	.012	.010	.004	.014
	7	.002	.000	.000	.002	.000
400	3	.000	.000	.000	.000	.000
	4	.742	.860	.880	.888	.898
	5	.226	.136	.108	.102	.084
	6	.030	.004	.012	.010	.018
	7	.002	.000	.000	.000	.000

Table 14: Simulation results for multinomial mixture Model 3 ($M = 35$).

n	K	AIC	BIC	SCAD	MCP	AL
100	2	.000	.000	.000	.000	.000
	3	.000	.010	.006	.004	.004
	4	.060	.306	.322	.330	.260
	5	.534	.536	.508	.522	.628
	6	.300	.144	.150	.130	.096
	7	.094	.004	.012	.012	.008
	8	.012	.000	.002	.002	.002
	9	.000	.000	.000	.000	.002
200	2	.000	.000	.000	.000	.000
	3	.000	.000	.000	.000	.000
	4	.004	.102	.102	.096	.058
	5	.532	.596	.662	.706	.788
	6	.352	.276	.224	.188	.134
	7	.100	.026	.012	.010	.020
	8	.012	.000	.000	.000	.000
400	3	.000	.000	.000	.000	.000
	4	.000	.016	.004	.004	.018
	5	.532	.622	.766	.790	.864
	6	.352	.308	.208	.194	.104
	7	.106	.050	.022	.012	.012
	8	.010	.004	.000	.000	.002

Table 15: Simulation results for multinomial mixture Model 4 ($M = 35$).

n	K	AIC	BIC	SCAD	MCP	AL
100	2	.000	.000	.000	.000	.000
	3	.000	.044	.000	.002	.032
	4	.122	.398	.320	.352	.336
	5	.456	.430	.530	.524	.482
	6	.334	.126	.134	.106	.138
	7	.074	.002	.016	.016	.012
	8	.014	.000	.000	.000	.000
200	2	.000	.000	.000	.000	.000
	3	.000	.000	.000	.000	.002
	4	.014	.180	.110	.116	.170
	5	.344	.570	.546	.566	.550
	6	.440	.230	.298	.276	.234
	7	.168	.018	.042	.040	.042
	8	.030	.002	.004	.002	.002
	9	.004	.000	.000	.000	.000
400	3	.000	.000	.000	.000	.000
	4	.000	.046	.016	.022	.000
	5	.146	.520	.370	.372	.062
	6	.442	.374	.538	.532	.462
	7	.316	.058	.072	.072	.418
	8	.082	.002	.004	.002	.050
	9	.012	.000	.000	.000	.008
	10	.002	.000	.000	.000	.000

Table 16: Simulation results for multinomial mixture Model 5 ($M = 35$).

n	K	AIC	BIC	SCAD	MCP	AL
100	2	.000	.000	.000	.000	.000
	3	.000	.000	.000	.000	.000
	4	.238	.640	.328	.362	.534
	5	.320	.298	.440	.420	.276
	6	.270	.056	.182	.180	.134
	7	.146	.004	.048	.038	.054
	8	.024	.002	.002	.000	.002
	9	.002	.000	.000	.000	.000
200	2	.000	.000	.000	.000	.000
	3	.000	.000	.000	.000	.000
	4	.014	.522	.110	.124	.404
	5	.344	.354	.406	.408	.306
	6	.440	.106	.302	.310	.160
	7	.168	.018	.170	.146	.104
	8	.030	.000	.012	.012	.022
	9	.004	.000	.000	.000	.004
400	3	.000	.000	.000	.000	.000
	4	.000	.218	.012	.012	.166
	5	.024	.378	.184	.192	.262
	6	.162	.262	.304	.324	.224
	7	.412	.134	.446	.428	.282
	8	.292	.008	.046	.044	.066
	9	.094	.000	.008	.000	.000
	10	.016	.000	.000	.000	.000

Table 17: Simulation results for multinomial mixture Model 6 ($M = 35$).

n	K	AIC	BIC	SCAD	MCP	AL
100	3	.000	.086	.000	.000	.000
	4	.002	.590	.012	.006	.038
	5	.080	.290	.172	.180	.346
	6	.308	.030	.412	.412	.350
	7	.384	.004	.296	.284	.198
	8	.170	.000	.102	.114	.050
	9	.044	.000	.004	.004	.018
	10	.010	.000	.002	.000	.000
	11	.002	.000	.000	.000	.000
200	3	.000	.000	.000	.000	.000
	4	.000	.000	.000	.000	.000
	5	.000	.194	.014	.014	.060
	6	.038	.508	.114	.132	.262
	7	.290	.266	.338	.318	.274
	8	.408	.032	.450	.468	.354
	9	.208	.000	.082	.066	.050
	10	.052	.000	.002	.002	.000
	11	.004	.000	.000	.000	.000
400	3	.000	.000	.000	.000	.000
	4	.000	.000	.000	.000	.000
	5	.000	.002	.000	.000	.006
	6	.000	.108	.002	.004	.046
	7	.016	.400	.044	.048	.094
	8	.572	.470	.700	.696	.644
	9	.316	.020	.216	.216	.172
	10	.082	.000	.036	.034	.032
	11	.014	.000	.002	.002	.006

Table 18: Simulation results for multinomial mixture Model 7 ($M = 35$).

E.2. Simulation Results for the Multivariate Location-Gaussian Mixture Models

In this subsection, we report the simulation results for the multivariate Gaussian mixture Models 1.a, 1.b, 3.a, 3.b, 4.a and 4.b, in Tables 19, 20 and 21.

n	Model 1.a						Model 1.b					
	K	AIC	BIC	SCAD	MCP	ALasso	K	AIC	BIC	SCAD	MCP	ALasso
200	1	.006	.212	.236	.230	.118	1	.094	.662	.680	.672	.390
	2	.694	.786	.762	.768	.844	2	.566	.332	.316	.324	.594
	3	.088	.002	.002	.002	.036	3	.158	.006	.004	.004	.016
	4	.080	.000	.000	.000	.000	4	.064	.000	.000	.000	.000
	5	.040	.000	.000	.000	.002	5	.044	.000	.000	.000	.000
	$6 \leq$.092	.000	.000	.000	.000	$6 \leq$.074	.000	.000	.000	.000
400	1	.000	.006	.012	.012	.008	1	.004	.290	.288	.284	.262
	2	.762	.994	.988	.988	.990	2	.758	.708	.712	.716	.738
	3	.074	.000	.000	.000	.002	3	.122	.002	.000	.000	.000
	4	.072	.000	.000	.000	.000	4	.026	.000	.000	.000	.000
	5	.026	.000	.000	.000	.000	5	.036	.000	.000	.000	.000
	$6 \leq$.066	.000	.000	.000	.000	$6 \leq$.054	.000	.000	.000	.000
600	1	.000	.000	.002	.002	.000	1	.002	.098	.086	.088	.084
	2	.782	1.00	.998	.998	1.00	2	.808	.896	.914	.912	.912
	3	.084	.000	.000	.000	.000	3	.106	.006	.000	.000	.004
	4	.062	.000	.000	.000	.000	4	.030	.000	.000	.000	.000
	5	.028	.000	.000	.000	.000	5	.024	.000	.000	.000	.000
	$6 \leq$.044	.000	.000	.000	.000	$6 \leq$.030	.000	.000	.000	.000
800	1	.000	.000	.000	.000	.000	1	.000	.012	.004	.004	.006
	2	.844	1.00	1.00	1.00	1.00	2	.870	.978	.996	.996	.994
	3	.050	.000	.000	.000	.000	3	.066	.010	.000	.000	.000
	4	.062	.000	.000	.000	.000	4	.026	.000	.000	.000	.000
	5	.020	.000	.000	.000	.000	5	.016	.000	.000	.000	.000
	$6 \leq$.024	.000	.000	.000	.000	$6 \leq$.022	.000	.000	.000	.000

Table 19: Simulation results for multivariate Gaussian mixture Models 1.a and 1.b.

n	Model 3.a						Model 3.b					
	K	AIC	BIC	SCAD	MCP	ALasso	K	AIC	BIC	SCAD	MCP	ALasso
200	1	.000	.000	.000	.000	.000	1	.000	.296	.184	.168	.004
	2	.080	.854	.818	.798	.552	2	.008	.300	.546	.534	.364
	3	.444	.146	.182	.202	.430	3	.432	.402	.264	.294	.532
	4	.112	.000	.000	.000	.018	4	.160	.002	.006	.004	.076
	5	.072	.000	.000	.000	.000	5	.086	.000	.000	.000	.016
	$6 \leq$.292	.000	.000	.000	.000	$6 \leq$.314	.000	.000	.000	.008
400	1	.000	.000	.000	.000	.000	1	.000	.004	.006	.012	.010
	2	.000	.534	.486	.466	.470	2	.000	.068	.264	.224	.250
	3	.626	.466	.512	.532	.528	3	.604	.922	.722	.748	.652
	4	.124	.000	.002	.002	.002	4	.130	.006	.004	.012	.048
	5	.040	.000	.000	.000	.000	5	.056	.006	.000	.004	.026
	$6 \leq$.210	.000	.000	.000	.000	$6 \leq$.210	.000	.004	.000	.014
600	1	.000	.000	.000	.000	.000	1	.000	.000	.000	.000	.000
	2	.000	.216	.202	.200	.212	2	.000	.002	.098	.110	.162
	3	.720	.784	.796	.800	.788	3	.688	.996	.856	.834	.734
	4	.084	.000	.002	.000	.000	4	.086	.002	.030	.038	.066
	5	.050	.000	.000	.000	.000	5	.066	.000	.010	.006	.012
	$6 \leq$.146	.000	.000	.000	.000	$6 \leq$.160	.000	.006	.012	.026
800	1	.000	.000	.000	.000	.000	1	.000	.000	.000	.000	.002
	2	.000	.072	.058	.058	.090	2	.000	.002	.028	.034	.128
	3	.752	.928	.940	.940	.910	3	.738	.996	.910	.896	.728
	4	.080	.000	.002	.002	.000	4	.088	.002	.048	.050	.068
	5	.022	.000	.000	.000	.000	5	.052	.000	.008	.016	.020
	$6 \leq$.146	.000	.000	.000	.000	$6 \leq$.122	.000	.006	.004	.054

Table 20: Simulation results for multivariate Gaussian mixture Models 3.a and 3.b.

n	Model 4.a						Model 4.b					
	K	AIC	BIC	SCAD	MCP	ALasso	K	AIC	BIC	SCAD	MCP	ALasso
200	1	.000	.304	.102	.084	.000	1	.000	.000	.000	.000	.000
	2	.000	.070	.286	.250	.078	2	.000	.000	.002	.002	.000
	3	.000	.312	.304	.344	.406	3	.000	.030	.006	.002	.008
	4	.090	.290	.256	.256	.402	4	.112	.798	.530	.560	.510
	5	.236	.024	.052	.064	.106	5	.312	.172	.378	.394	.418
	6	.108	.000	.000	.002	.006	6	.154	.000	.078	.036	.050
	7 \leq	.566	.000	.000	.000	.002	7 \leq	.422	.000	.006	.006	.014
400	1	.000	.002	.000	.000	.002	1	.000	.000	.000	.000	.000
	2	.000	.008	.008	.014	.014	2	.000	.000	.000	.000	.000
	3	.000	.102	.124	.124	.138	3	.000	.000	.000	.000	.000
	4	.028	.784	.472	.490	.434	4	.028	.814	.326	.346	.398
	5	.398	.104	.382	.362	.402	5	.458	.182	.578	.590	.518
	6	.160	.000	.012	.010	.010	6	.172	.004	.080	.050	.070
	7 \leq	.414	.000	.002	.000	.000	7 \leq	.342	.000	.016	.014	.014
600	1	.000	.000	.000	.000	.000	1	.000	.000	.000	.000	.000
	2	.000	.000	.000	.000	.002	2	.000	.000	.000	.000	.000
	3	.000	.000	.008	.008	.026	3	.000	.000	.000	.000	.000
	4	.016	.736	.330	.324	.362	4	.004	.636	.230	.216	.302
	5	.544	.264	.654	.652	.584	5	.604	.362	.668	.714	.616
	6	.150	.000	.008	.016	.024	6	.152	.002	.076	.062	.068
	7 \leq	.290	.000	.000	.000	.002	7 \leq	.240	.000	.026	.008	.014
800	1	.000	.000	.000	.000	.000	1	.000	.000	.000	.000	.000
	2	.000	.000	.000	.000	.000	2	.000	.000	.000	.000	.000
	3	.000	.000	.002	.000	.012	3	.000	.000	.000	.000	.000
	4	.000	.518	.174	.190	.216	4	.000	.392	.136	.146	.272
	5	.662	.482	.808	.788	.752	5	.670	.606	.768	.802	.672
	6	.144	.000	.012	.018	.016	6	.162	.002	.070	.040	.046
	7 \leq	.194	.000	.004	.004	.004	7 \leq	.168	.000	.026	.012	.010

Table 21: Simulation results for multivariate Gaussian mixture Models 4.a and 4.b.

E.3. Coefficient Plots for the Seeds Data

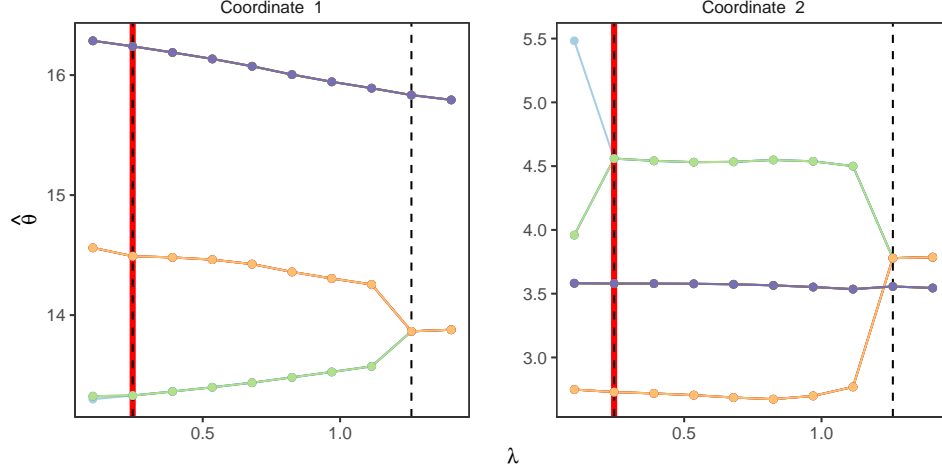


Figure 12: Coefficient plots for the GSF-MCP on the seeds data.

Supplement F: Comparison of the GSF and the Naive GSF

In this section we provide Models F.1 and F.2 cited in Figure 3 of the main manuscript, and we elaborate on the simulation results summarized therein. For both models, \mathcal{F} is chosen to be the family of two-dimensional location-Gaussian densities, with common but unknown covariance, that is

$$p_G(\mathbf{y}) = \sum_{j=1}^K \pi_j \frac{1}{\sqrt{(2\pi)^d |\Sigma|}} \exp \left\{ -\frac{1}{2} (\mathbf{y} - \boldsymbol{\mu}_j)^\top \Sigma^{-1} (\mathbf{y} - \boldsymbol{\mu}_j) \right\},$$

where $\boldsymbol{\mu}_j \in \mathbb{R}^d$, $\pi_j \geq 0$, $\sum_{j=1}^K \pi_j = 1$, $j = 1, \dots, K$, and we choose $\Sigma = \mathbf{I}_d$. The true mixing measure $G_0 = \sum_{j=1}^K \pi_{0j} \delta_{\boldsymbol{\mu}_{0j}}$ under Models F.1 and F.2 is respectively given by

$$.5\delta_{(-2,0)} + .5\delta_{(0,1)}, \quad \frac{1}{3}\delta_{(1,2)} + \frac{1}{3}\delta_{(1,0)} + \frac{1}{3}\delta_{(-1,-1)}.$$

We implement the Naive GSF for the SCAD penalty using a modification of the EM algorithm with a Local Quadratic Approximation (LQA) of the penalty, as described by Fan and Li (2001). In this case, the M-Step of the EM algorithm admits a closed-form solution. For fairness of comparison, we also reimplement the GSF using this numerical solution. All other implementation details are analogous to those listed in Section D.2.

We run both the GSF and the Naive GSF on 500 samples of size $n = 200$ from Models F.1 and F.2, for the upper bound K ranging from 5 to 30 in increments of 5. The simulation results are reported in Table 22.

Model	\hat{K}	GSF						Naive GSF					
		5	10	15	20	25	30	5	10	15	20	25	30
F.1	1	.000	.000	.000	.000	.000	.000	.000	.000	.000	.002	.000	.000
	2	.964	.944	.916	.884	.896	.900	.950	.884	.858	.792	.762	.704
	3	.034	.054	.082	.104	.088	.094	.046	.106	.120	.162	.204	.236
	4	.002	.002	.002	.012	.016	.006	.004	.010	.020	.040	.030	.050
	5	.000	.000	.000	.000	.000	.000	.000	.000	.002	.004	.002	.010
	6	.000	.000	.000	.000	.000	.000	.000	.000	.000	.000	.002	.000
F.2	2	.274	.276	.264	.286	.274	.304	.242	.274	.288	.296	.318	.294
	3	.690	.684	.688	.656	.664	.630	.714	.656	.616	.594	.524	.538
	4	.036	.040	.048	.052	.060	.066	.044	.066	.092	.106	.144	.144
	5	.000	.000	.000	.006	.002	.000	.000	.004	.002	.000	.010	.020
	6	.000	.000	.000	.000	.000	.000	.000	.000	.002	.004	.004	.004

Table 22: Results of the simulation studies, for K ranging from 5 to 30.