

# Global optimization of Gaussian processes \*

Artur M. Schweidtmann<sup>1</sup>    Dominik Bongartz<sup>1</sup>    Daniel Grothe<sup>1</sup>  
 Tim Kerkenhoff<sup>1</sup>    Xiaopeng Lin<sup>1</sup>    Jaromil Najman<sup>1</sup>  
 Alexander Mitsos<sup>1,2,3</sup>

<sup>1</sup> Process Systems Engineering (AVT.SVT), RWTH Aachen University,  
 Aachen, Germany.

<sup>2</sup> JARA-CSD, 52056 Aachen, Germany.

<sup>3</sup> Institute of Energy and Climate Research, Energy Systems Engineering  
 (IEK-10), Forschungszentrum Jülich GmbH, 52425 Jülich, Germany.  
 (amitsos@alum.mit.edu).

February 5, 2022

## Abstract

Gaussian processes (Kriging) are interpolating data-driven models that are frequently applied in various disciplines. Often, Gaussian processes are trained on datasets and are subsequently embedded as surrogate models in optimization problems. These optimization problems are nonconvex and global optimization is desired. However, previous literature observed computational burdens limiting deterministic global optimization to Gaussian processes trained on few data points. We propose a reduced-space formulation for deterministic global optimization with trained Gaussian processes embedded. For optimization, the branch-and-bound solver branches only on the degrees of freedom and McCormick relaxations are propagated through explicit Gaussian process models. The approach also leads to significantly smaller and computationally cheaper subproblems for lower and upper bounding. To further accelerate convergence, we derive envelopes of common covariance functions for GPs and tight relaxations of acquisition functions used in Bayesian optimization including expected improvement, probability of improvement, and lower confidence bound. In total, we reduce computational time by orders of magnitude compared to state-of-the-art methods, thus overcoming previous computational burdens. We demonstrate the performance and scaling of the proposed method and apply it to Bayesian optimization with global optimization of the acquisition function and chance-constrained programming. The

---

\*This work was supported by the Deutsche Forschungsgemeinschaft (DFG, German Research Foundation) under Germany's Excellence Strategy - Cluster of Excellence 2186 "The Fuel Science Center" and the project "Improved McCormick Relaxations for the efficient Global Optimization in the Space of Degrees of Freedom" MI 1851/4-1.

Gaussian process models, acquisition functions, and training scripts are available open-source within the “MeLOn - Machine Learning Models for Optimization” toolbox (<https://git.rwth-aachen.de/avt.svt/public/MeLOn>).

**Keywords:** Kriging; Machine learning; Bayesian optimization; Acquisition function; Chance-constrained programming; Reduced-space; Expected improvement

## 1 Introduction

A Gaussian process (GP) is a stochastic process where any finite collection of random variables has a multivariate Gaussian distribution; they can be understood as an infinite-dimensional generalization of multivariate Gaussian distributions [57]. This means that predictions of GPs are Gaussian distributions that provide not only an estimate but also a variance. GPs originate from geostatistics [39] and gained popularity for the design and analysis of computer experiments (DACE) since 1989 [58]. Furthermore, GPs are commonly applied as interpolating surrogate models across various disciplines including biotechnology [26, 71, 45, 12, 23], chemical engineering [43, 13, 20, 21, 22, 24, 30], chemistry [59, 1], and deep-learning [64]. Note that GP regression is also often referred to as Kriging. In many applications, GPs are trained on a data set and are subsequently embedded in an optimization problem, e.g., to identify an optimal operating point of a process. Moreover, many derivative-free solvers for expensive-to-evaluate black-box functions actually train GPs and optimize their predictions (e.g., Bayesian optimization algorithms [62, 33, 71, 11] and other adaptive sampling approaches [20, 21, 22, 18, 24, 9, 8]). In Bayesian optimization, the optimum of an acquisition function determines the next sampling point [62]. The vast majority of these optimizations have been performed by local solution approaches [37, 76] and a few by stochastic global [11]. Our contribution focuses on the deterministic global solution of optimization problems with trained GPs embedded and on applications in process systems engineering.

GPs are commonly used to learn the input-output behavior of unit operations [14, 13, 55, 54, 40, 35, 36], complete flowsheets [29], or thermodynamic property relations from data [42]. Subsequently, the trained GPs are often combined with nonlinear mechanistic process models leading to hybrid mechanistic / data-driven models [72, 34, 28, 51] which are optimized. Most of the previous works on optimization with GPs embedded rely on local optimization techniques. Caballero and Grossmann, for instance, train GPs on data obtained from a rigorous divided wall column simulation. Then, they iteratively optimize the operation of the column (modeled by GPs) using SNOPT [27], sample new data at the solution point, and update the GPs [14, 13]. Later, Caballero and co-workers extend this work to distillation sequence superstructure problems [55, 54]. In [54], the authors solve the resulting mixed-integer nonlinear programs (MINLPs) using a local solver in GAMS. Therein, the GP estimate is computed via an external function in Matlab which leads to a reduced optimization problem size visible to the local solver in GAMS. However, all these local methods have the drawback that they can lead to suboptimal solutions, because the resulting optimization problems are nonconvex. This nonconvexity is induced by the covariance functions of the GPs as well as often the mechanistic part of the hybrid models.

Deterministic global optimization can guarantee to identify globally optimal solutions

within finite time to a given nonzero tolerance [31]. In a few previous studies, deterministic global optimization with GPs embedded was done using general-purpose global solvers. For instance, in the black-box optimization algorithms ALAMO [18] and ARG-ONAUT [8], GPs are included as surrogate models and are optimized using BARON [68] and ANTIGONE [48], respectively. However, computational burdens were observed that limit applicability, e.g., in terms of the number of training points. Cozad et al. [18] state that GPs are accurate but “difficult to solve using provable derivative-based optimization software”. Similarly, Boukouvala and Floudas [8] state that the computational cost becomes a limiting factor because the number of nonlinear terms of GPs equals the product of the number of interpolated points ( $N$ ) and the dimensionality ( $D$ ) of the input domain. More recently, Keßler et al. [35, 36] optimized the design of nonideal distillation columns by a trust-region approach with GPs embedded. Therein, optimization problems with GPs embedded are solved globally using BARON [68] within relatively long CPU times ( $10^2 - 10^5$  CPU seconds on a personal computer).

As mentioned earlier, Quirante et al. [54] call an external Matlab function to compute GP estimates with a local solver in GAMS. As an alternative approach, they also solve the problem globally using BARON in GAMS by providing the full set of GP equations as equality constraints. This leads to additional intermediate optimization variables besides the degrees of freedom of the problem. Similar to other studies, they observe that their formulation is only practical for a small number of GP surrogates and training data points to avoid large numbers of variables and constraints [54]. We refer to the problem formulation where the GP is described by equality constraints and additional optimization variables as a full-space (FS) formulation. It is commonly used in modeling environments, e.g., GAMS, that interface with state-of-the-art global solvers such as ANTIGONE [48], BARON [68], and SCIP [41].

An alternative to the FS is a reduced-space (RS) formulation where some optimization variables are eliminated using explicit constraints. This reduced problem size leads to a lower number of variables for branching as well as potentially smaller subproblems. The former has some similarity to selective branching [25] (c.f. discussion in [3]). The exact size of the subproblems for lower bounding and bound tightening depends on the method for constructing relaxations. In particular, when constructing relaxations in the RS using McCormick [44], alphaBB [2] or natural interval extensions, the resulting lower bounding problems are much smaller compared to the auxiliary variable method (AVM) [63, 69]. Therefore, any global solver can in principle handle RS but some methods for constructing relaxations appear more promising to benefit from the RS [3]. We have recently released the open-source global solver MAiNGO [6] which uses the MC++ library [15] for automatic propagation of McCormick relaxations through computer code [49]. We have shown that the RS formulation can be advantageous for flowsheet optimization problems [4, 5] and problems with artificial neural networks embedded [60, 56, 32]. In the context of Bayesian optimization, Jones et al. [33] develop valid overestimators of the expected improvement (EI) acquisition function in the RS. However, their relaxations rely on interval extensions and optimization-based relaxations limited to a specific covariance function; they do not derive envelopes. Furthermore, they do not provide convex underestimators which are in general necessary to embed GPs in optimization problems.

In this work, we show that the proposed RS outperforms a FS formulation for problems

with GPs embedded by speedup factors of several magnitudes. Moreover, this speedup increases with the number of training points. This is mainly due to the fact that the number of variables and constraints in the FS scales linearly with the number of data points  $\mathcal{O}(N + D)$  while in the RS it depends only on the input dimensionality, i.e.,  $\mathcal{O}(D)$ . To further accelerate convergence, we derive envelopes of covariance functions for GPs and tight relaxations of acquisition functions, which are commonly used in Bayesian optimization. Finally, we solve a chance-constrained optimization problem with GPs embedded and we perform global optimization of an acquisition function. The GP training methods and models are provided as an open-source toolbox called “MeLOn - **M**achine **L**earning **M**odels for **O**ptimization” under the Eclipse public license [61]. The resulting optimization problems are solved using our global solver MAiNGO [6]. Note that the MeLOn toolbox is also automatically included as a submodule in our new MAiNGO release.

## 2 Gaussian Processes

In this section, GPs are briefly introduced (c.f. [57]). We first describe the GP prior distribution, i.e., the probability distribution before any data is taken into account. Then, we describe the posterior distribution, which results from conditioning the prior on training data. Finally, we describe how hyperparameters of the GP can be adapted to data by a maximum a posteriori (MAP) estimate.

### 2.1 Prior

A GP prior is fully described by its mean function  $m(\mathbf{x})$  and positive semi-definite covariance function  $k(\mathbf{x}, \mathbf{x}')$  (also known as kernel function). We consider a noisy observation  $y$  from a function  $\tilde{f}(\mathbf{x})$  with  $y(\mathbf{x}) := \tilde{f}(\mathbf{x}) + \varepsilon_{\text{noise}}$ , whereby the output noise  $\varepsilon_{\text{noise}}$  is independent and identically distributed (i.i.d.) with  $\varepsilon_{\text{noise}} \sim \mathcal{N}(0, \sigma_{\text{noise}}^2)$ . We say  $y$  is distributed as a GP, i.e.,  $y \sim \mathcal{GP}(m(\mathbf{x}), k(\mathbf{x}, \mathbf{x}'))$  with

$$\begin{aligned} m(\mathbf{x}) &:= \mathbb{E}[\tilde{f}(\mathbf{x})], \\ k(\mathbf{x}, \mathbf{x}') &:= \mathbb{E}[(y(\mathbf{x}) - m(\mathbf{x})) (y(\mathbf{x}') - m(\mathbf{x}'))^T]. \end{aligned}$$

Without loss of generality, we assume that the prior mean function is  $m(\mathbf{x}) = 0$ . This implies that we train the GP on scaled data such that the mean of the training outputs is zero. A common class of covariance functions is the Matérn class.

$$k_{\text{Matérn}}(\mathbf{x}, \mathbf{x}') := \sigma_f^2 \frac{2^{1-\nu}}{\Gamma(\nu)} \left( \sqrt{2\nu} r \right)^\nu K_\nu \left( \sqrt{2\nu} r \right),$$

where  $\sigma_f^2$  is the output variance,  $r := \sqrt{(\mathbf{x} - \mathbf{x}')^T \mathbf{\Lambda} (\mathbf{x} - \mathbf{x}')}$  is a weighted Euclidean distance,  $\mathbf{\Lambda} := \text{diag}(\lambda_1^2, \dots, \lambda_i^2, \dots, \lambda_{n_x}^2)$  is a length-scale matrix with  $\lambda_i \in \mathbb{R}$ ,  $\Gamma(\cdot)$  is the gamma function, and  $K_\nu(\cdot)$  is the modified Bessel function of the second kind. The smoothness of Matérn covariance functions can be adjusted by the positive parameter  $\nu$ . When  $\nu$  is a half-integer value, the Matérn covariance function becomes a product of a polynomial and an exponential [57]. Common values for  $\nu$  are  $1/2$ ,  $3/2$ ,  $5/2$ , and  $\infty$ , i.e., the most widely-used squared exponential covariance function. We derive envelopes

of these covariance functions in Section 4.1 and implement them within MeLOn [61]. Also, a noise term,  $\sigma_n^2 \cdot \delta(\mathbf{x}, \mathbf{x}')$ , can be added to any covariance function where  $\sigma_n^2$  is the noise variance and  $\delta(\mathbf{x}, \mathbf{x}')$  is the Kronecker delta function. The hyperparameters of the covariance function are adjusted during training and are jointly noted as  $\boldsymbol{\theta} = [\lambda_1, \dots, \lambda_d, \sigma_f, \sigma_n]$ . Herein, a log-transformation is common to prevent negative values during training.

## 2.2 Posterior

The GP posterior is obtained by conditioning the prior on observations. We consider a set of  $N$  training inputs  $\mathcal{X} = \{\mathbf{x}_1^{(\mathcal{D})}, \dots, \mathbf{x}_N^{(\mathcal{D})}\}$  where  $\mathbf{x}_i^{(\mathcal{D})} = [x_{i,1}^{(\mathcal{D})}, \dots, x_{i,D}^{(\mathcal{D})}]^T$  is a  $D$ -dimensional vector. Note that we use the superscript  $(\mathcal{D})$  to denote the training data. The corresponding set of scalar observations is given by  $\mathcal{Y} = \{y_1^{(\mathcal{D})}, \dots, y_N^{(\mathcal{D})}\}$ . Furthermore, we define the vector of scalar observations  $\mathbf{y} = [y_1^{(\mathcal{D})}, \dots, y_N^{(\mathcal{D})}]^T \in \mathbb{R}^N$ . The posterior GP is obtained by BAYES' theorem:

$$\tilde{f}(\mathbf{x}) \sim \mathcal{GP}(m(\mathbf{x}), k(\mathbf{x}, \mathbf{x}') | \mathcal{X}, \mathcal{Y}) = \mathcal{N}(m_{\mathcal{D}}(\mathbf{x}), k_{\mathcal{D}}(\mathbf{x}, \mathbf{x}'))$$

with

$$m_{\mathcal{D}}(\mathbf{x}) = \mathbf{K}_{\mathbf{x}, \mathcal{X}} (\mathbf{K}_{\mathcal{X}, \mathcal{X}})^{-1} \mathbf{y}, \quad (1)$$

$$k_{\mathcal{D}}(\mathbf{x}) = K_{\mathbf{x}, \mathbf{x}} - \mathbf{K}_{\mathbf{x}, \mathcal{X}} (\mathbf{K}_{\mathcal{X}, \mathcal{X}})^{-1} \mathbf{K}_{\mathcal{X}, \mathbf{x}}, \quad (2)$$

where the covariance matrix of the training data is given by  $\mathbf{K}_{\mathcal{X}, \mathcal{X}} := [k(\mathbf{x}_i, \mathbf{x}_j)] \in \mathbb{R}^{N \times N}$ , the covariance vector between the candidate point  $\mathbf{x}$  and the training data is given by  $\mathbf{K}_{\mathbf{x}, \mathcal{X}} := [k(\mathbf{x}, \mathbf{x}_1^{(\mathcal{D})}), \dots, k(\mathbf{x}, \mathbf{x}_N^{(\mathcal{D})})] \in \mathbb{R}^{1 \times N}$ ,  $\mathbf{K}_{\mathcal{X}, \mathbf{x}} = \mathbf{K}_{\mathbf{x}, \mathcal{X}}^T$ , and  $K_{\mathbf{x}, \mathbf{x}} := k(\mathbf{x}, \mathbf{x})$ . Equations (1), (2) describe essentially the predictions of a GP and are implemented within MeLOn.

## 2.3 Maximum A Posteriori

In order to find appropriate hyperparameters  $\boldsymbol{\theta}$  for a given problem, we use a MAP estimate which is known to be advantageous compared to the maximum likelihood estimation (MLE) on small data sets [67]. Using the MAP estimate, the hyperparameters are identified by maximizing the probability that the GP fits the training data, i.e.,  $\boldsymbol{\theta}_{\text{opt}} := \arg\max_{\boldsymbol{\theta}} \mathcal{P}(\boldsymbol{\theta} | \mathcal{X}, \mathcal{Y})$ . Analytical expressions for  $\mathcal{P}(\boldsymbol{\theta} | \mathcal{X}, \mathcal{Y})$  and its derivatives w.r.t. the hyperparameters can be found in the literature [57]. We provide a Matlab training script in MeLOn that is based on our previous work [11]. Therein, we assume an independent Gaussian distribution as a prior distribution on the log-transformed hyperparameters, i.e.,  $\theta_i \sim \mathcal{N}(\mu_i, \sigma_i^2)$ .

## 3 Optimization Problem Formulations

In the simplest and common in the literature case, the (scaled) inputs of a GP are degrees of freedom of the optimization problem with  $\mathbf{x} \in \tilde{X} = [\mathbf{x}^L, \mathbf{x}^U]$ . For given

$\mathbf{x}$ , the dependent (or intermediate) variables  $\mathbf{z}$  can be computed by the solution of  $\mathbf{h}(\mathbf{x}, \mathbf{z}) = \mathbf{0}$ ,  $\mathbf{h} : \tilde{X} \times \mathbb{R}^{n_z} \rightarrow \mathbb{R}^{n_z}$ . This corresponds to Equations (1) and (2) where the estimate ( $m_{\mathcal{D}}$ ) and variance ( $k_{\mathcal{D}}$ ) of the GP are computed respectively. Note that in this case, we can solve explicitly for  $m_{\mathcal{D}}$  and  $k_{\mathcal{D}}$ .

The realization of the objective function  $f$  depends on the application. In many applications, it depends on the estimate of the GP, i.e.,  $f(m_{\mathcal{D}})$  (c.f. Subsection 5.1). In Bayesian optimization, the objective function is called acquisition function and usually depends on the estimate and variance of the GP, i.e.,  $f(m_{\mathcal{D}}, k_{\mathcal{D}})$  (c.f. Subsection 5.3). Finally, additional constraints might depend on the inputs of the GP, its estimate, and variance, i.e.,  $\mathbf{g}(\mathbf{x}, m_{\mathcal{D}}, k_{\mathcal{D}}) \leq \mathbf{0}$ . In more complex cases, multiple GPs can be combined in one optimization problem (c.f. Subsection 5.2).

In the following, we describe two optimization problem formulations for problems with trained GPs embedded: the commonly used FS formulation in Subsection 3.1 and the RS formulation in Subsection 3.2. Both problem formulations are equivalent reformulations in the sense that they have the same optimal solution. However, the formulation significantly affects problem size and performance of global optimization solvers.

### 3.1 Full-Space formulation

In the FS formulation, the nonlinear equations  $\mathbf{h}(\mathbf{x}, \mathbf{z}) = \mathbf{0}$  are provided as equality constraints and the intermediate dependent variables  $\mathbf{z} \in Z$  are optimization variables. A general FS problem formulation is:

$$\begin{aligned} \min_{\mathbf{x} \in \tilde{X}, \mathbf{z} \in Z} \quad & f(\mathbf{x}, \mathbf{z}) \\ \text{s.t.} \quad & \mathbf{h}(\mathbf{x}, \mathbf{z}) = \mathbf{0}, \quad \mathbf{g}(\mathbf{x}, \mathbf{z}) \leq \mathbf{0} \end{aligned} \tag{FS}$$

In general, there exist multiple valid FS formulations for optimization problems. In Section 3 of the electronic supplementary information (ESI), we provide a representative FS formulation for the case where the estimate of a GP is minimized. This is also the FS formulation that we use in our numerical examples (c.f., Section 5.1).

### 3.2 Reduced-Space Formulation

In the RS formulation, the equality constraints are solved for the intermediate variables and substituted in the optimization problem (c.f. [4]). A general RS problem formulation in the context of optimization with a GP embedded is:

$$\begin{aligned} \min_{\mathbf{x} \in \tilde{X}} \quad & f(m_{\mathcal{D}}(\mathbf{x}), k_{\mathcal{D}}(\mathbf{x})) \\ \text{s.t.} \quad & \mathbf{g}(\mathbf{x}, m_{\mathcal{D}}(\mathbf{x}), k_{\mathcal{D}}(\mathbf{x})) \leq \mathbf{0} \end{aligned} \tag{RS}$$

Herein, the B&B solver operates only on the degrees of freedom  $\mathbf{x}$  and no equality constraints are visible to the solver. In GPs, the estimate and variance are explicit functions of the input (Equations (1), (2)). Thus, we can directly formulate a RS formulation. The RS formulation effectively combines those equations and hides them from the B&B algorithm. This results in a total number of  $D$  optimization variables, zero equality constraints, and no additional optimization variables  $\mathbf{z}$ . Thus, the RS formulation requires

only bounds on  $\mathbf{x}$ .

Note that the direct substitution of all equality constraints is not always possible when multiple GPs are combined with mechanistic models, e.g., in the presence of recycle streams. Here, a small number of additional optimization variables and corresponding equality constraints can remain in the RS formulation [4]. As an alternative, relaxations for implicit functions can also be derived [66, 75]. Moreover, we have previously observed that a hybrid between RS and FS formulation can be optimal for some optimization problems [5]. In this work, we compare the RS and the FS formulation and do not consider any hybrid problem formulations.

## 4 Convex and Concave Relaxations

The construction of relaxations, i.e., convex function underestimators ( $F^{cv}$ ) and concave function overestimators ( $F^{cc}$ ), is essential for B&B algorithms. In our open-source solver MAiNGO, we use the (multivariate) McCormick method [44, 70] to propagate relaxations and their subgradients [49] through explicit functions using the MC++ library [15]. However, the McCormick method often does not provide the tightest possible relaxations, i.e., the envelopes. In this section, we derive tight relaxations or envelopes of functions that are relevant for GPs and Bayesian optimization. The functions and their relaxations are implemented in MC++. When using these intrinsic functions and their relaxations in MAiNGO, the (multivariate) McCormick method is only used for the remaining parts of the model. Note that the derived relaxations are used within MAiNGO while BARON does not allow for implementation of custom relaxations or piecewise defined functions.

### 4.1 Covariance Functions

The covariance function is a key element of GPs that occurs  $N$  times within the optimization of estimate or variance. Thus, tight relaxations are highly desirable. In this subsection, we derive envelopes for common Matérn covariance functions. We consider univariate covariance functions, i.e.,  $k_\nu : \mathbb{R} \rightarrow \mathbb{R}$ , with input  $d = (\mathbf{x} - \mathbf{x}')^T \mathbf{\Lambda} (\mathbf{x} - \mathbf{x}') \geq 0$ . This is possible because we consider stationary covariance functions that are invariant to translations in the input space. Common Matérn covariance functions use  $\nu = 1/2, 3/2, 5/2$  and  $\infty$  and are given by:

$$\begin{aligned} k_{\nu=1/2}(d) &:= \exp(-\sqrt{d}), & k_{\nu=3/2}(d) &:= \left(1 + \sqrt{3} \sqrt{d}\right) \cdot \exp(-\sqrt{3} \sqrt{d}) \\ k_{\nu=5/2}(d) &:= \left(1 + \sqrt{5} \sqrt{d} + \frac{5}{3} d\right) \cdot \exp(-\sqrt{5} \sqrt{d}), & k_{SE}(d) &:= \exp\left(-\frac{1}{2} d\right), \end{aligned}$$

where  $k_{SE}$  is the squared exponential covariance function with  $\nu \rightarrow \infty$ . We find that these four covariance functions are convex because their Hessian is positive semidefinite. Thus, the convex envelope is given by  $F^{cv}(d) = k(d)$  and the concave envelope by the secant  $F^{cc}(d) = \text{sct}(d)$  where  $\text{sct}(d) = \frac{k(d^U) - k(d^L)}{d^U - d^L} d + \frac{d^U k(d^L) - d^L k(d^U)}{d^U - d^L}$  on a given interval  $[d^L, d^U]$ . As the McCormick composition and product theorems provide weak relaxations of  $k_{\nu=3/2}$  and  $k_{\nu=5/2}$  (c.f. ESI Section 1), we implement these functions and their envelopes in our library of intrinsic functions in MC++. Furthermore, natural interval extensions are not

exact for  $k_{\nu=3/2}$  and  $k_{\nu=5/2}$ . Thus, we also provide exact interval bounds based on the monotonicity.

It should be noted that covariance functions are commonly given as a function of the weighted Euclidean distance  $r = \sqrt{d}$ . However, we chose to use  $d$  instead for three main reasons: (1)  $\mathbf{x}$  is usually a degree of freedom. Thus, the computation of  $r$  would lead to potentially weaker relaxations for  $k_{\nu=5/2}$  and  $k_{SE}$ . (2) The derivative of  $k_{\nu=3/2}(\cdot)$ ,  $k_{\nu=5/2}(\cdot)$ , and  $k_{SE}(\cdot)$  is defined at  $d = 0$  while the derivative of the square root function is not. (3) The covariance functions  $\hat{k}_{v=3/2} : r \mapsto k_{v=3/2}(r^2)$ ,  $\hat{k}_{v=5/2} : r \mapsto k_{v=5/2}(r^2)$ , and  $\hat{k}_{SE} : r \mapsto k_{SE}(r^2)$  are nonconvex in  $r$ , so deriving the envelopes would be nontrivial.

Finally, it can be noted that we did not derive envelopes of  $k_{\text{Matérn}}(\mathbf{x}, \mathbf{x}')$ , because the variable input dimensions poses difficulties in implementation and the multidimensionality is a challenge for derivation of envelopes. Nevertheless, the McCormick composition theorem applied to  $k_{\nu}(d(\mathbf{x}, \mathbf{x}'))$  yields relaxations that are exact at the minimum of  $k_{\text{Matérn}}$  because the natural interval extensions of the weighted squared distance  $d$  are exact (c.f. [53]). This means that the relaxations are exact in Hausdorff metric.

## 4.2 Gaussian Probability Density Function

The PDF is an auxiliary for the EI acquisition function and is given by  $\phi : \mathbb{R} \rightarrow \mathbb{R}$  with

$$\phi(x) := \frac{1}{\sqrt{2\pi}} \cdot \exp\left(\frac{-x^2}{2}\right) \quad (3)$$

The Gaussian probability density function (PDF) is a nonconvex function for which the McCormick composition rule does not provide its envelopes. For one-dimensional functions, McCormick [44] also provides a method to construct envelopes. We construct the envelopes of PDF using this method and implement them in our library of intrinsic functions. The envelope of the PDF is illustrated in Figure 1 and derived in Appendix A.1.

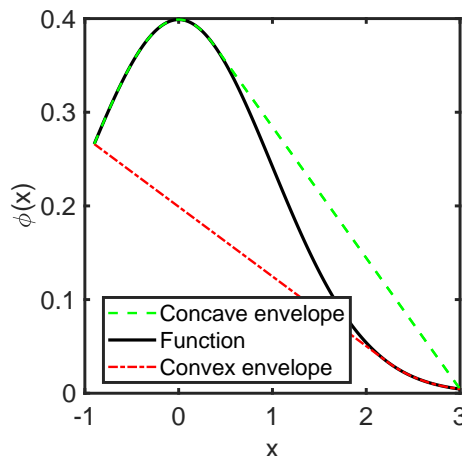


Figure 1: Illustration of the envelope of the Gaussian PDF

### 4.3 Gaussian Cumulative Distribution Function

The Gaussian cumulative distribution function (CDF) is given by  $\Phi : \mathbb{R} \rightarrow \mathbb{R}$  with

$$\Phi(x) := \int_{-\infty}^x \phi(t) dt = \frac{1 + \operatorname{erf}\left(\frac{\sqrt{2}x}{2}\right)}{2}. \quad (4)$$

The envelopes of the error function are already available in MC++ as an intrinsic function and consequently the McCormick technique provides envelopes of the CDF (see Figure 2a in ESI). In contrast, the error function is not available as an intrinsic function in BARON and a closed-form expression does not exist. Thus, a numerical approximation is required for optimization in BARON. Common numerical approximations of the error function are only valid for  $x \geq 0$  and use point symmetry of the error function. To overcome this technical difficulty in BARON, a big-M formulation with additional binary and continuous variables is a possible workaround. However, this workaround leads to potentially weaker relaxations (see Section 2 in the ESI).

### 4.4 Lower Confidence Bound Acquisition Function

The lower confidence bound (LCB) (upper confidence bound when considering maximization) is an acquisition function with strong theoretical foundation. For instance, a bound on its cumulative regret, i.e., a convergence rate for Bayesian optimization, for relatively mild assumptions on the black-box function is known [65]. It is given by  $\text{LCB} : \mathbb{R} \times \mathbb{R}_{\geq 0} \rightarrow \mathbb{R}$  with

$$\text{LCB}(\mu, \sigma) := \mu - \kappa \cdot \sigma$$

with a parameter  $\kappa \in \mathbb{R}_{>0}$ . LCB has not been popular in engineering applications as it requires an additional tuning parameter  $\kappa$  and leads to heavy exploration when a rigorous value for  $\kappa$  is chosen [65]. Recently, LCB has gained more popularity through application as policy in deep reinforcement learning, e.g., by DeepMind [50]. LCB is a linear function and thus McCormick relaxations are exact.

### 4.5 Probability of Improvement Acquisition Function

Probability of improvement (PI) computes the probability that a prediction at  $x$  is below a given target  $f_{\min}$ , i.e.,  $\tilde{\text{PI}}(\mathbf{x}) = \mathcal{P}(f(\mathbf{x}) \leq f_{\min})$ . When the underlying function is distributed as a GP with mean  $\mu$  and variance  $\sigma$ , the PI is given by  $\text{PI} : \mathbb{R} \times \mathbb{R}_{\geq 0} \rightarrow \mathbb{R}$  with

$$\text{PI}(\mu, \sigma) := \begin{cases} \Phi\left(\frac{f_{\min} - \mu}{\sigma}\right), & \sigma > 0, \\ 0, & \sigma = 0, f_{\min} \leq \mu, \\ 1, & \sigma = 0, f_{\min} > \mu. \end{cases} \quad (5)$$

Tight relaxations of the PI acquisition function are derived in Section A.2 based on a combination of McCormick relaxations, tailored relaxations based on componentwise mononicity, and tailored relaxations based on componentwise convexity/concavity [47, 52]. Examples for the resulting relaxations on two different subsets of the domain of PI are shown in Figure 2.

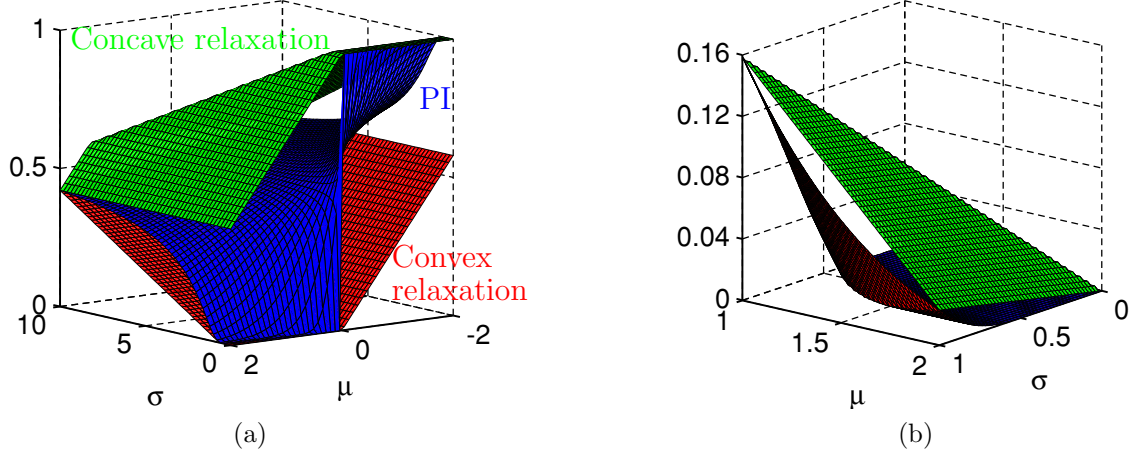


Figure 2: Graph of the probability of improvement acquisition function (PI) as in Equation (5) for  $f_{\min} = 0$  along with the developed convex and concave relaxations. (a) On the interval  $[-2, 2] \times [0, 10]$ , the relaxations are constructed on the basis of monotonicity properties of PI. (b) On the interval  $[1, 2] \times [0, 1]$ , the relaxations are constructed on the basis of componentwise convexity properties via the methods of Meyer and Floudas [47] and Najman et al. [52]

#### 4.6 Expected Improvement Acquisition Function

EI is the acquisition function that is most commonly used in Bayesian optimization [33]. It is defined as  $\tilde{\text{EI}}(\mathbf{x}) = \mathbb{E}[\max(f_{\min} - f(\mathbf{x}), 0)]$ . When the underlying function is distributed as a GP,  $\text{EI} : \mathbb{R} \times \mathbb{R}_{\geq 0} \rightarrow \mathbb{R}$  is given by

$$\text{EI}(\mu, \sigma) := \begin{cases} (f_{\min} - \mu) \cdot \Phi\left(\frac{f_{\min} - \mu}{\sigma}\right) + \sigma \cdot \phi\left(\frac{f_{\min} - \mu}{\sigma}\right), & \sigma > 0 \\ f_{\min} - \mu, & \sigma = 0, \quad \mu < f_{\min} \\ 0 & \sigma = 0, \quad \mu \geq f_{\min} \end{cases} \quad (6)$$

As noted by Jones et al. [33], EI is componentwise monotonic and thus, exact interval bounds can easily be derived. In Section A.3, we show that EI is convex and we provide its envelopes. As EI is not available as an intrinsic function in BARON, an algebraic reformulation is necessary that uses Equation (6) where  $\Phi$  is substituted from Equation (4) with Equation (1) in ESI and  $\phi$  from Equation (3). In addition, some workaround would be necessary for  $\sigma = 0$  (e.g., additional binary variable and big-M formulation).

## 5 Numerical Results

We now investigate the numerical performance of the proposed method on one core of an Intel Xeon CPU with 2.60 GHz, 128 GB RAM and Windows Server 2016 operating system. We use MAiNGO version v0.2.1 and BARON v19.12.7 through GAMS v30.2.0 to solve different optimization problems with GPs embedded. We use SLSQP [38] within the pre-processing of MAiNGO as a local solver. The GP models, acquisition functions, and training scripts are available open-source within the MeLON toolbox [61] and the

relaxations of the corresponding functions are available through the MC++ library used by MAiNGO. We present three case studies. First, we illustrate the scaling of the method w.r.t. the number of training data points on a representative test function. Herein, the estimate of the GP is optimized. Second, we consider a chemical engineering case study with a chance constraint, which utilizes the variance prediction of a GP. Third, we optimize an acquisition function that is commonly used in Bayesian optimization on a chemical engineering dataset.

## 5.1 Illustrative Example & Scaling of the Algorithm

In the first illustrative example, the peaks function is learned by GPs. Then, the GP predictions are optimized on  $\tilde{X} = \{x_1, x_2 \in \mathbb{R} : -3 \leq x_1, x_2 \leq 3\}$ . The peaks function is given by  $f_{\text{peaks}} : \mathbb{R}^2 \rightarrow \mathbb{R}$  with

$$f_{\text{peaks}}(x_1, x_2) := 3(1 - x_1)^2 \cdot e^{-x_1^2 - (x_2+1)^2} - 10 \cdot \left(\frac{x_1}{5} - x_1^3 - x_2^5\right) \cdot e^{-x_1^2 - x_2^2} - \frac{e^{-(x_1+1)^2 - x_2^2}}{3}$$

The two-dimensional function has multiple suboptimal local optima and one unique global minimizer at  $\mathbf{x}^* \approx [0.228, -1.626]^T$  with  $f_{\text{peaks}}(\mathbf{x}^*) \approx -6.551$ .

We generate various training data on  $\tilde{X}$  using a Latin hypercube sampling of sizes 10, 20, 30, ..., 500. Then, we train GPs with  $k_{\nu=1/2}(d)$ ,  $k_{\nu=3/2}(d)$ ,  $k_{\nu=5/2}(d)$ , and  $k_{SE}(d)$  covariance functions on the data. After training, the predictions of the GPs are minimized using the RS and FS formulation to locate an approximation of the minimum of  $f_{\text{peaks}}$ . We run optimizations in MAiNGO once using the developed envelopes and once using standard McCormick relaxations. Due to long CPU times, we run optimizations for the FS formulations only for up to 250 data points in MAiNGO. The whole data generation, training, and optimization procedure is repeated 50 times for each data set. Thus, we train a total of 10,000 GPs and run 90,000 optimization problems in MAiNGO. We also solve the FS and RS formulation in BARON by automatically parsing the problem from our C++ implementation to GAMS. This is particularly important in the RS as equations with several thousand characters are generated. We solve the RS problem for up to 360 and the FS for up to 210 data points in BARON due to the high computational effort. The optimality tolerances are set to  $\epsilon_{\text{abs. tol.}} = 10^{-3}$  and  $\epsilon_{\text{rel. tol.}} = 10^{-3}$  and the maximum CPU time is set to 1,000 CPU seconds. The feasibility tolerances are set to  $10^{-6}$ . The analysis in this section is based on results for the  $k_{\nu=5/2}$  covariance function. The detailed results for the other covariance functions show qualitatively similar results (c.f. ESI Section 4).

In the FS, this problem has  $D + 2 \cdot N + 2$  equality constraints and  $2 \cdot D + 2 \cdot N + 2$  optimization variables while the RS has  $D$  optimization variables and no equality constraints. Note that for practical applications the number of training data points is usually much larger than the dimension of the inputs, i.e.,  $N \gg D$ . The full problem formulation is also provided in ESI Section 3.

Figure 3 shows a comparison of the CPU time for optimization of GPs. For the solver MAiNGO, Figure 3a shows that RS formulation outperforms the FS formulation by more than one order of magnitude and shows a more favorable scaling with the number of training data points. For example, the speedup increases to a factor of 778 for

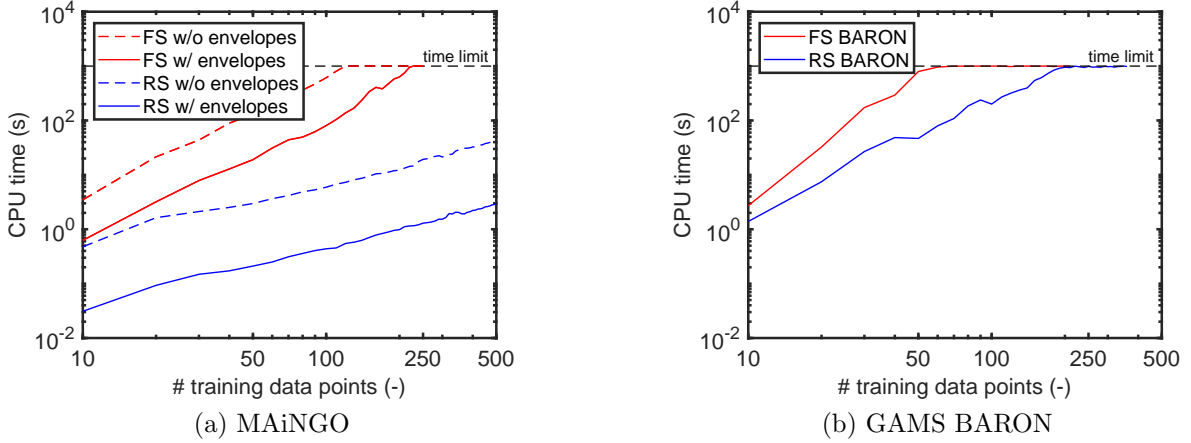


Figure 3: Comparison of the total CPU time for optimization, i.e., the sum of preprocessing time and B&B time, of GPs with  $k_{\nu=5/2}$  covariance function. The plots show the median of 50 repetitions of data generation, GP training, and optimization. Note that #points are incremented in steps of 10 and the lines are interpolations between them

250 data points. Notably, the achieved speedup increases drastically with the number of training data points (c.f. ESI Section 4). This is mainly due to the fact that the CPU times for the FS formulations scale approximately cubically with the data points ( $\text{CPU}_{FS \text{ w/ env}}(N) = 1.053 \cdot 10^{-4} N^{2.958}$  sec with  $R^2 = 0.993$ ) while the ones for the RS scale almost linearly ( $\text{CPU}_{RS \text{ w/ env}}(N) = 0.0022 \cdot N^{1.156}$  sec with  $R^2 = 0.995$ ).

In general, the number of optimization variables can lead to an exponential growth of the worst-case B&B iterations and thus runtime. In this particular case, the number of B&B iterations is very similar for the FS and RS formulation (see Figure 4a). Instead, for the present problems the number of B&B iterations is more influenced by the use of tight relaxations. Figure 4b shows that the CPU time per iteration increases drastically with problem size in the FS while it increases only moderately in the RS. This indicates that the solution time of the lower bounding, upper bounding, and bound tightening subproblems scales favorably in the RS and that this is the main reason for speedup of the RS formulation in MAiNGO. This is probably due to the smaller subproblem sizes when using McCormick relaxations in the RS formulation (c.f. discussion in Section 1).

The use of envelopes of covariance functions also improves computational performance (see Figure 3a). However, this effect is approximately constant over the problem size (c.f. Figure 3 in ESI Section 4). In other words, the CPU time shows a similar trend for the cases with and without envelopes in Figure 3a. In the RS, the CPU time with envelopes takes on average 7.1% of the CPU time without envelopes ( $\approx 14$  times less). In the FS, the impact of the envelopes is less pronounced, i.e., the CPU time w/ envelopes is on average 15.1% of the CPU time w/o envelopes ( $\approx 6.6$  times less). Figure 4a shows that the envelopes considerably reduce the number of necessary B&B iterations. However, the relaxations do not show a significant influence on the CPU time per iteration (see Figure 4b).

The results of this numerical example show clearly that the development of tight relaxations is more important for the RS formulation than for the FS. As shown in Section

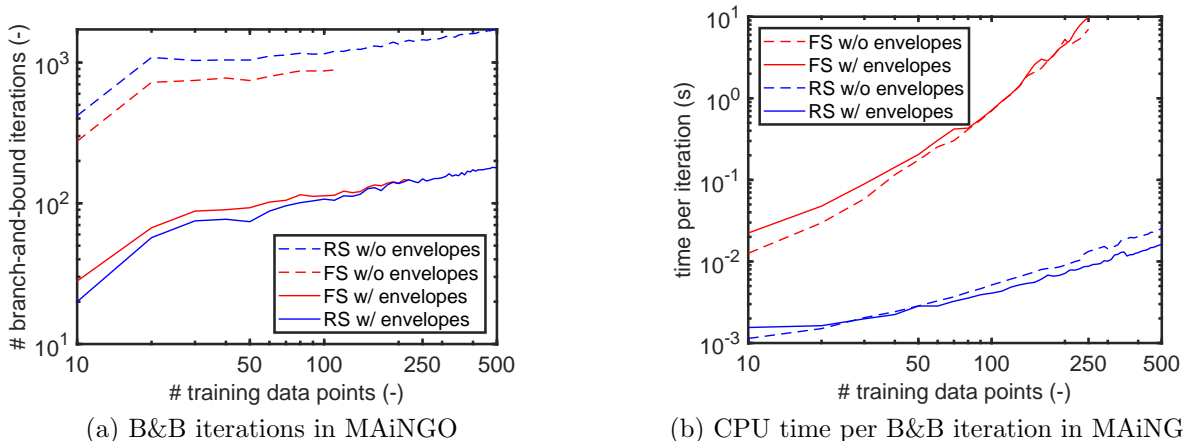


Figure 4: Comparison of number of B&B iterations of optimization problems with GPs embedded with  $k_{\nu=5/2}$  covariance function. The plots show the median of 50 repetitions of data generation, GP training, and optimization. Note that #points are incremented in steps of 10 and the lines are interpolations between them

3.4.2 of [3], this effect can be explained by the fact that in RS, it is more likely to have re-occurring nonlinear factors which can cause the McCormick relaxations to become weaker (c.f. also the relationship to the AVM in this case explored in [70]). However, in this study, the improvement in relaxations is outweighed by the increase of CPU time per iteration when additional variables are introduced in the FS.

The RS formulation also performs favorably compared to the FS formulation in the solver BARON (see Figure 3b). However, the differences between the CPU times are less pronounced. In contrast to MAiNGO, the number of B&B iterations in the FS and RS drastically increase with increasing number of training data points when using BARON (c.f. Figure 4 in ESI). Also, the time per B&B iteration is similar between RS and FS. This is probably due to the AVM method for the construction of relaxations. The AVM method introduces auxiliary variables for some factorable terms. Thus, the size of the subproblems in BARON increases with the number of training data points regardless which of the two formulations is used.

## 5.2 Chance-Constrained Programming

Probabilistic constraints are relevant in engineering and science [17] and GPs have been used in the previous literature to formulate chance constraints, e.g., in model predictive control [10].

As a second case study, we consider the N-benylation reaction of  $\alpha$  methylbenzylamine with benzylbromide to form desired secondary ( $2^\circ$ ) amine and undesired tertiary ( $3^\circ$ ) amine. We utilize an experimental data set consisting of 78 data points from a robotic chemical reaction platform [59]. We aim to maximize the expected space-time yield of  $2^\circ$  amine ( $2^\circ$ -STY) and ensure that the probability of a product quality constraint satisfaction is above 95%. The  $2^\circ$ -STY and yield of  $3^\circ$  amine impurity ( $3^\circ$ -Y) are modeled by individual GPs. Thus, we solve optimization problems with two GPs embedded. The

chance-constrained optimization problem is formulated as follows

$$\begin{aligned} \min_{\mathbf{x} \in E} \quad & -\mathbb{E}[f_{\text{STY}}(\mathbf{x})] \\ \text{s.t.} \quad & \mathcal{P}(f_{\text{impurity}}(\mathbf{x}) \leq c) \geq 95\% \end{aligned}$$

Here, the objective is to minimize the negative of the expected STY. This corresponds to minimizing the negative prediction of the GP, i.e.,  $-m_{\mathcal{D},2^\circ\text{-STY}}$ . The chance constraint ensures that the impurity is below a parameter  $c$  with a probability of 95%. This corresponds to the constraint  $m_{\mathcal{D},3^\circ\text{-Y}} + 1.96 \cdot \sqrt{k_{\mathcal{D},3^\circ\text{-Y}}} \leq c$  with  $c = 5$ .

The optimization is conducted with respect to four optimization variables: (1) the primary ( $1^\circ$ ) amine flow rate of the feed varying between 0.2 and 0.4 mL min $^{-1}$ , (2) the ratio between benzyl bromide and  $1^\circ$  amine varying between 1.0 and 5.0, (3) the ratio between solvent and  $1^\circ$  amine varying between 0.5 and 1.0, and (4) the temperature varying between 110 and 150°C.

As this problem is highly multimodal and difficult to solve, we increase the number of local searches in pre-processing in MAiNGO to 500 and increase the maximum CPU time to 24 hours. The computational performance of the different methods is given in Table 1. The results show that none of the considered methods converged to the desired tolerance within the time limit. The RS formulation in MAiNGO that uses the proposed envelopes outperforms the other formulations and BARON solver as it yields the smallest optimality gap. Note that the considered SLSQP solver does not find any valid solution point in the FS in MAiNGO while feasible points are found in the RS. This demonstrates that the RS formulation can also be advantageous for local solvers. Note that when using IPOPT [73] with 500 multistart points in the FS formulation in MAiNGO, it identifies a local optimum with  $f^* = -226.5$  in the pre-processing. In the ESI, we provide a brief comparison of a few pre-processing settings for this case study.

The best solution of the optimization problem that we found is  $x_1 = 0.40$  min $^{-1}$ ,

Table 1: Numerical results of the N-benzylation reaction optimization with chance constraint (Subsection 5.2). The FS formulation has 330 optimization variables, 326 equality constraints, and 1 inequality constraint. The RS formulation has 4 optimization variables, 0 equality constraints, and 1 inequality constraint. The CPU time limit is 86,400 seconds

	Solver	CPU [s]	Iter.	UB	LB	Abs. gap
(FS)	MAiNGO w/ Env.	86,400	26,761	N/A	-379.2	N/A
	MAiNGO w/o Env.	86,400	20,795	N/A	-1,704.1	N/A
	BARON	86,400	219,239	-226.5	-53,775.0	53,548.5
(RS)	MAiNGO w/ Env.	86,400	$1.6 \cdot 10^6$	-226.5	-244.8	18.3
	MAiNGO w/o Env.	86,400	$1.1 \cdot 10^6$	-226.5	-573.2	346.7
	BARON	86,400	7,927	-226.5	-56,394.0	56,167.5

$x_2 = 1.0$ ,  $x_3 = 0.5$ , and  $x_4 = 123.5^\circ\text{C}$ . At the optimal point, the predicted  $2^\circ\text{-STY}$  is 226.5 kg m $^{-3}$  h $^{-1}$  with a variance of 17.1 while the predicted amine impurity is 4.2 % with a variance of 0.17. The result shows that the probability constraint ensures a safety margin between the predicted impurity and  $c = 5$ . Note that the chance constraint is active at the optimal solution point.

### 5.3 Bayesian Optimization

In the third case study, we consider the synthesis of layer-by-layer membranes. Membrane development is a prerequisite for sustainable supply of safe drinking water. However, synthesis of membranes is often based on try-and-error leading to extensive experimental efforts, i.e., building and measuring a membrane in the development phase usually takes several weeks per synthesis protocol. In this case study, we plan to improve the retention of  $\text{Na}_2\text{SO}_4$  salt of a recently developed layer-by-layer nanofiltration membrane system. The optimization variables are the sodium chloride concentration in the polyelectrolyte solution  $c_{\text{NaCl}} \in [0, 0.5]$   $\text{gL}^{-1}$ , the deposited polyelectrolyte mass  $m_{\text{PE}} \in [0, 5]$   $\text{gm}^{-2}$ , and the number of layers  $N_{\text{layer}} \in \{1, 2, 3, \dots, 10\}$ . The detailed description of the setup is given in the literature [46, 56]. Overall, we utilize 63 existing data points from previous literature [46]. We identify a promising synthesis protocol based on the EI acquisition function. Thus, this numerical example corresponds to one step of a Bayesian optimization setup for this experiment. Global optimization of the acquisition function is particularly relevant due to inherent multimodality of the acquisition functions [37] and high cost of experiments. Note that the experimental validation of this data point is not within the scope of this work.

Table 2: Numerical results of the membrane synthesis optimization (Subsection 5.3). The FS formulation has 136 optimization variables and 133 equality constraints. The RS formulation has 3 optimization variables

	Solver	CPU [s]	Iter.	UB	LB	Abs. gap
(FS)	MAiNGO w/ Env.	3,802	25,995	-2.025	-2.027	0.002
(RS)	MAiNGO w/ Env.	405	14,331	-2.025	-2.027	0.002

The computational performance of the proposed method is summarized in Table 2. Using the solver MAiNGO, the RS formulation converges approximately 9 times faster to the desired tolerance compared to the FS formulation. Herein, we use the derived tailored relaxations of the EI acquisition function and envelopes of the covariance functions in both cases. Notably, the FS requires approximately 1.8 times the number of B&B iterations compared to the RS formulation, which is much less than the overall speedup. Thus, the results are in good agreement with the previous examples showing that the reduction of CPU time per iteration in the RS has a major contribution to the overall speedup. For this example, a comparison to BARON is omitted due to necessary workarounds including several integer variables and function approximations for CDF and EI (c.f., Section 4.3, 4.6).

The optimal solution point of the optimization problem is  $c_{\text{NaCl}} = 0.362$   $\text{gL}^{-1}$ ,  $m_{\text{PE}} = 0$   $\text{gm}^{-2}$ , and  $N_{\text{layer}} = 4$ . The expected retention is 85.32 with a standard deviation  $\sigma = 14.8$ . The expected retention is actually worse than the best retention in the training data of 96.1. However, Bayesian optimization takes also the high variance of the solution into account, i.e., it is also exploring the space. EI identifies an optimal trade-off between exploration and exploitation.

## 6 Conclusions

We propose a RS formulation for the deterministic global solution of problems with trained GPs embedded. Also, we derive envelopes of common covariance functions or tight relaxations of acquisition functions leading to tight overall problem relaxations.

The computational performance is demonstrated on illustrative and engineering case studies using our open-source global solver MAiNGO. The results show that the number of optimization variables and equality constraints are reduced significantly compared to the FS formulation. In particular, the RS formulation results in smaller subproblems whose size does not scale with the number of training data points when using McCormick relaxations. This leads to tractable solution times and overcomes previous computational limitations. For example, we archive a speedup factor of 778 for a GP trained on 250 data points. The GP training methods and models are provided as an open-source module called “MeLOn - Machine Learning Models for Optimization” toolbox [61].

We thus demonstrate a high potential for future research and industrial applications. For instance, global optimization of the acquisition function can improve the efficiency of Bayesian optimization in various applications. It also allows to easily include integer decisions and nonlinear constraints in Bayesian optimization. Furthermore, the proposed method could be extended to various related concepts such as multi-task GPs [7], deep GPs [19], global model-predictive control with dynamic GPs [74, 12], and Thompson sampling [16, 11]. Finally, the proposed work demonstrates that the RS formulation may be advantageous for a wide variety of problems that have a similar structure, including various machine-learning models, model ensembles, Monte-Carlo simulation, and two-stage stochastic programming problems.

## A Derivations of Convex and Concave Relaxations

For the sake of simplicity, we use the same symbols in each subsection for the corresponding convex ( $F^{cv}$ ) and concave ( $F^{cc}$ ) relaxations. To solve the one-dimensional nonlinear equation that arise multiple times in the following, we use Newton’s method with 100 iterations and a tolerance of  $10^{-9}$ . If this is not successful, we run a golden section search as a backup.

### A.1 Probability Density Function of Gaussian Distribution

In this subsection, the envelopes of the PDF are derived on a compact interval  $D = [x^L, x^U]$ . As the probability density function is one-dimensional, McCormick [44] gives a method to construct its envelopes. The PDF is convex on  $] -\infty, -1]$  and  $[1, \infty[$  and it is concave on  $[-1, 1]$ . Its convex envelope,  $F^{cv} : \mathbb{R} \rightarrow \mathbb{R}$ , and concave envelope,  $F^{cc} : \mathbb{R} \rightarrow \mathbb{R}$ ,

are given by

$$F^{cv}(x) = \begin{cases} \phi(x), & x^U \leq -1, \\ F_2^{cv}(x), & x^L \leq -1, \quad -1 \leq x^U \leq 1, \\ \text{sct}(x), & -1 \leq x^L, \quad x^U \leq 1, \\ F_4^{cv}(x), & -1 \leq x^L, \quad x^U \geq 1, \\ F_5^{cv}(x), & x^L \leq -1, \quad x^U \geq 1, \\ \phi(x), & x^L \geq 1 \end{cases}$$

$$F^{cc}(x) = \begin{cases} \text{sct}(x), & x^U \leq -1, \\ F_2^{cc}(x), & x^L \leq -1, \quad -1 \leq x^U \leq 1, \\ \phi(x), & -1 \leq x^L, \quad x^U \leq 1, \\ F_4^{cc}(x), & -1 \leq x^L \leq 1, \quad x^U \geq 1, \\ F_5^{cc}(x), & x^L \leq -1, \quad x^U \geq 1, \\ \text{sct}(x), & x^L \geq 1 \end{cases}$$

where  $\text{sct}(x) = \frac{\phi(x^U) - \phi(x^L)}{x^U - x^L} \cdot (x - x^L) + \phi(x^L)$ .  $F_2^{cc} : \mathbb{R} \rightarrow \mathbb{R}$  is given by:

$$F_2^{cc}(x) = \begin{cases} \frac{\phi(x_{c,2}^U) - \phi(x^L)}{x_{c,2}^U - x^L} \cdot (x - x^L) + \phi(x^L), & x \leq x_{c,2}^U, \\ \phi(x), & x > x_{c,2}^U, \end{cases}$$

where  $x_{c,2}^U = \min(x_{c,2}^{U*}, x^U)$  and  $x_{c,2}^{U*}$  is the solution of  $\frac{d\phi}{dx}|_x = \frac{\phi(x) - \phi(x^L)}{x - x^L}$ ,  $x \in [-1, 0]$ .  $F_2^{cv} : \mathbb{R} \rightarrow \mathbb{R}$  is given by:

$$F_2^{cv}(x) = \begin{cases} \phi(x), & x \leq x_{c,2}^L, \\ \frac{\phi(x^U) - \phi(x_{c,2}^L)}{x^U - x_{c,2}^L} \cdot (x - x_{c,2}^L) + \phi(x_{c,2}^L), & x > x_{c,2}^L, \end{cases}$$

where  $x_{c,2}^L = \max(x_{c,2}^{L*}, x^L)$  and  $x_{c,2}^{L*}$  is the solution of  $\frac{d\phi}{dx}|_x = \frac{\phi(x) - \phi(x^L)}{x - x^L}$ ,  $x \in [x^L, -1]$ .  $F_4^{cc} : \mathbb{R} \rightarrow \mathbb{R}$  is given by:

$$F_4^{cc}(x) = \begin{cases} \phi(x), & x < x_{c,4}^L, \\ \frac{\phi(x^U) - \phi(x_{c,4}^L)}{x^U - x_{c,4}^L} \cdot (x - x_{c,4}^L) + \phi(x_{c,4}^L), & x \geq x_{c,4}^L, \end{cases}$$

where  $x_{c,4}^L = \max(x_{c,4}^{L*}, x^L)$  and  $x_{c,4}^{L*}$  is the solution of  $\frac{d\phi}{dx}|_x = \frac{\phi(x) - \phi(x^L)}{x - x^L}$ ,  $x \in [0, x^U]$ .  $F_4^{cv} : \mathbb{R} \rightarrow \mathbb{R}$  is given by:

$$F_4^{cv}(x) = \begin{cases} \frac{\phi(x_{c,4}^U) - \phi(x_L)}{x_{c,4}^U - x_L} \cdot (x - x_L) + \phi(x_L), & x \leq x_{c,4}^U, \\ \phi(x), & x > x_{c,4}^U, \end{cases}$$

where  $x_{c,4}^U = \min(x_{c,4}^{U*}, x^U)$  and  $x_{c,4}^{U*}$  is the solution of  $\frac{d\phi}{dx}|_x = \frac{\phi(x) - \phi(x^L)}{x - x^L}$  on  $[x^L, -1]$  if  $x^L + x^U < 0$  or  $[1, x^U]$  if  $x^L + x^U > 0$ . The case  $x^L + x^U = 0$  is symmetrical and handled

separately to avoid numerical issues in Newton.  $F_5^{cc} : \mathbb{R} \rightarrow \mathbb{R}$  is given by a combination of  $F_2^{cc}$  and  $F_4^{cc}$ :

$$F_5^{cc}(x) = \begin{cases} \frac{\phi(x_{c,2}^U) - \phi(x^L)}{x_{c,2}^U - x^L} \cdot (x - x^L) + \phi(x^L), & x \leq x_{c,2}^U, \\ \phi(x), & x_{c,2}^U < x < x_{c,4}^L, \\ \frac{\phi(x^U) - \phi(x_{c,4}^L)}{x^U - x_{c,4}^L} \cdot (x - x_{c,4}^L) + \phi(x_{c,4}^L), & x \geq x_{c,4}^L, \end{cases}$$

$F_5^{cv} : \mathbb{R} \rightarrow \mathbb{R}$  is given by:

$$F_5^{cv}(x) = \begin{cases} \frac{\phi(x_{c,5}^U) - \phi(x^L)}{x_{c,5}^U - x^L} \cdot (x - x^L) + \phi(x^L), & x^L + x^U \geq 0, \quad x \leq x_{c,5}^U, \\ \phi(x), & x^L + x^U \geq 0, \quad x > x_{c,5}^U, \\ \phi(x), & x^L + x^U < 0, \quad x \leq x_{c,5}^L, \\ \frac{\phi(\phi(x^U - x_{c,5}^L))}{x^U - x_{c,5}^L} \cdot (x - x_{c,5}^L) + \phi(x_{c,5}^L), & x^L + x^U < 0, \quad x > x_{c,5}^L, \end{cases}$$

where  $x_{c,5}^U = \min(x_{c,5}^{U*}, x^U)$  and  $x_{c,5}^{U*}$  is the solution of  $\frac{d\phi}{dx}|_x = \frac{\phi(x) - \phi(x^L)}{x - x^L}$  on  $[x^L, 0]$ . Further,  $x_{c,5}^L = \max(x_{c,5}^{L*}, x^L)$  and  $x_{c,5}^{L*}$  is the solution of  $\frac{d\phi}{dx}|_x = \frac{\phi(x) - \phi(x^L)}{x - x^L}$  on  $[0, x^U]$ .

## A.2 Probability of Improvement Acquisition Function

In this section, a tight relaxation of the PI acquisition function is derived. PI is continuous for all  $(\mu, \sigma) \in \mathbb{R} \times [0, \infty[ \setminus \{(0, 0)\}$ , since  $\lim_{x \rightarrow +\infty} \Phi(x) = 1$  and  $\lim_{x \rightarrow -\infty} \Phi(x) = 0$ .

### A.2.1 Monotonicity

From the gradient of PI on  $\mathbb{R} \times (0, \infty)$ ,

$$\nabla \text{PI}(\mu, \sigma) = -\frac{1}{\sigma^2 \cdot \sqrt{2\pi}} \cdot \exp\left(-\frac{(f_{\min} - \mu)^2}{2 \cdot \sigma^2}\right) \begin{bmatrix} \sigma \\ (f_{\min} - \mu) \end{bmatrix},$$

where  $f_{\min}$  is a given target, we identify the following monotonicity properties:

- PI is monotonically decreasing with respect to  $\mu$ .
- If  $\mu < f_{\min}$  then PI is monotonically decreasing with respect to  $\sigma$ .
- If  $\mu \geq f_{\min}$  then PI is monotonically increasing with respect to  $\sigma$  (recall that  $\text{PI}(f_{\min}, 0) = 0$ , and  $\text{PI}(f_{\min}, \sigma) = 0.5 \ \forall \sigma \in ]0, \infty[$ ).

These properties can be used to obtain exact interval bounds on the function values of PI. Furthermore, they can be exploited to construct relaxations as described in Section A.2.3.

### A.2.2 Componentwise Convexity

The Hessian of PI on  $\mathbb{R} \times (0, \infty[$  is given by

$$\nabla^2 \text{PI}(\mu, \sigma) = \begin{bmatrix} -\frac{f_{\min}-\mu}{\sigma^3} & -\frac{(f_{\min}-\mu)^2-\sigma^2}{\sigma^4} \\ -\frac{(f_{\min}-\mu)^2-\sigma^2}{\sigma^4} & \frac{(f_{\min}-\mu) \cdot ((2\sigma^2-f_{\min}-\mu)^2)}{\sigma^5} \end{bmatrix} \cdot \frac{1}{\sqrt{2\pi}} \cdot e^{-\frac{(f_{\min}-\mu)^2}{2\sigma^2}}.$$

The Hessian is indefinite and PI is therefore neither convex nor concave on its whole domain. However, we find *componentwise convexity* properties on certain parts of the domain, i.e., convexity with respect to one variable when the other is fixed. To this end, we divide the domain into the following four sets:

- $I_1 := \{(\mu, \sigma) \mid \mu \leq f_{\min} \wedge \mu - f_{\min} \geq -\sqrt{2}\sigma\},$
- $I_2 := \{(\mu, \sigma) \mid \mu \geq f_{\min} \wedge \mu - f_{\min} \leq +\sqrt{2}\sigma\},$
- $I_3 := \{(\mu, \sigma) \mid \mu \leq f_{\min} \wedge \mu - f_{\min} \leq -\sqrt{2}\sigma\},$
- $I_4 := \{(\mu, \sigma) \mid \mu \geq f_{\min} \wedge \mu - f_{\min} \geq +\sqrt{2}\sigma\}.$

On these sets, PI has the componentwise convexity properties listed in Table 3.

Table 3: componentwise convexity properties of PI over subsets of its domain

Subset	componentwise property	
$I_1$	concave w.r.t. $\mu$	convex w.r.t. $\sigma$
$I_2$	convex w.r.t. $\mu$	concave w.r.t. $\sigma$
$I_3$	concave w.r.t. $\mu$	concave w.r.t. $\sigma$
$I_4$	convex w.r.t. $\mu$	convex w.r.t. $\sigma$

### A.2.3 Relaxations

We construct relaxations of PI over a given subset  $\mathcal{X} = [\mu^L, \mu^U] \times [\sigma^L, \sigma^U]$  of its domain depending on which of the four sets  $I_1$ - $I_4$  contains the set  $\mathcal{X}$ . If  $\mathcal{X} \subset I_1 \cup I_2$ , we use the McCormick relaxations obtained by applying the multivariate composition theorem [70] to the composition of the rational function  $\frac{f_{\min}-\mu}{\sigma}$  with  $\Phi$  (c.f. Equation (5)), since these are already very tight. If  $\mathcal{X}$  does not fully lie within  $I_1 \cup I_2$ , the McCormick relaxations get increasingly weaker and we thus resort to other methods as described in the following.

If  $\mathcal{X} \subset I_4$ , PI is componentwise convex with respect to both variables. Therefore, the concave envelope of PI over  $\mathcal{X}$  consists of two planes anchored at the four corner points of  $\mathcal{X}$  and can be calculated as described by [47]. A tight convex relaxation can be obtained using the method by [52]. Since the off-diagonal entries of the Hessian have a constant sign over  $I_4$ , a sufficient condition for this method is fulfilled (c.f. Corollary 1 in [52]). An example for the resulting relaxation is shown in Figure 2b. Similarly, if  $\mathcal{X} \subset I_3$ , PI is componentwise concave and we obtain its convex envelope using the method by [47] and a tight concave relaxation using the method by [52].

If  $\mathcal{X} \subset I_2 \cup I_4$ , we construct relaxations exploiting the monotonicity properties of PI.

Since for all  $(\mu, \sigma) \in I_2 \cup I_4$  we have  $\mu \geq f_{\min}$ , PI is thus monotonically decreasing in  $\mu$  and increasing in  $\sigma$  over  $\mathcal{X}$ . Therefore, we can construct a convex relaxation  $\text{PI}_{2,4}^{\text{cv}} : \mathcal{X} \rightarrow [0, 1]$  as

$$\text{PI}_{2,4}^{\text{cv}}(\mu, \sigma) := \max \left( f_{\sigma^L}^{\text{cv}}(\mu), f_{\mu^U}^{\text{cv}}(\sigma) \right), \quad (7)$$

where  $f_{\sigma^L}^{\text{cv}}$  and  $f_{\mu^U}^{\text{cv}}$  are the convex envelopes of the univariate functions

$$f_{\sigma^L} : [\mu^L, \mu^U] \rightarrow [0, 1], \mu \mapsto \text{PI}(\mu, \sigma^L)$$

and

$$f_{\mu^U} : [\sigma^L, \sigma^U] \rightarrow [0, 1], \sigma \mapsto \text{PI}(\mu^U, \sigma), \quad (8)$$

respectively, i.e., they correspond to the function PI restricted to one-dimensional facets of  $\mathcal{X}$  at  $\sigma^L$  and  $\mu^U$ . Both  $f_{\sigma^L}^{\text{cv}}(\mu)$  and  $f_{\mu^U}^{\text{cv}}(\sigma)$  are valid relaxations of PI because of the monotonicity of PI over  $I_2 \cup I_4$ . By taking the pointwise maximum in (7), we obtain a tighter relaxation while preserving convexity. To compute  $f_{\sigma^L}^{\text{cv}}$  and  $f_{\mu^U}^{\text{cv}}$ , we can use the method described in Section 4 of [44] because they are one-dimensional functions with a known inflection point. To apply this method, we typically need to solve a one-dimensional nonlinear equation, which we do via Newton's method. A concave relaxation can be obtained analogously using concave envelopes of PI over one-dimensional facets of  $\mathcal{X}$  at  $\sigma^U$  and  $\mu^L$ . If  $\mathcal{X} \subset I_1 \cup I_3$ , an analogous method can be used since PI is monotonically increasing in both  $\mu$  and  $\sigma$ .

In the most general case,  $\mathcal{X}$  contains parts of all four sets  $I_1$ - $I_4$ . In this case, we can still obtain relaxations by exploiting monotonicity properties. In particular, we compute a convex relaxation  $\text{PI}_{1-4}^{\text{cv}} : \mathcal{X} \rightarrow [0, 1]$  as

$$\text{PI}_{1-4}^{\text{cv}}(\mu, \sigma) := \max \left( \tilde{f}_{\sigma^L}^{\text{cv}}(\mu), f_{\mu^U}^{\text{cv}}(\sigma) \right), \quad (9)$$

where  $f_{\mu^U}^{\text{cv}}$  is again the convex relaxation of the univariate function  $f_{\mu^U}$  as in (8), which is still valid because PI is decreasing with respect to  $\mu$  on its entire domain. In contrast, the convex relaxation of the univariate function at  $\sigma^L$  as in (7) is not valid because PI is not monotonic with respect to  $\sigma$ . Instead, in (9) it is replaced by the convex relaxation  $\tilde{f}_{\sigma^L}^{\text{cv}}$  of the univariate function  $\tilde{f}_{\sigma^L} : [\mu^L, \mu^U] \rightarrow [0, 1]$  with

$$\tilde{f}_{\sigma^L}(\mu) := \begin{cases} \text{PI}(\mu, \sigma^L), & \mu \geq f_{\min}, \\ \text{PI}(f_{\min}, \sigma^L) + \frac{\text{PI}(f_{\min}, \sigma^L) - \text{PI}(\mu^L, \sigma^U)}{f_{\min} - \mu^L} (\mu - f_{\min}), & \text{otherwise.} \end{cases} \quad (10)$$

To see that  $\tilde{f}_{\sigma^L}^{\text{cv}}$  is a valid relaxation of PI, we first note that by definition it is a relaxation of  $\tilde{f}_{\sigma^L}$ , so it suffices to show that  $\tilde{f}_{\sigma^L}$  is in turn a relaxation of PI. The latter is established in the following Lemma.

**Lemma:** Let PI be defined as in (5) and  $\tilde{f}_{\sigma^L}$  as in (10). Then  $\tilde{f}_{\sigma^L}(\mu) \leq \text{PI}(\mu, \sigma) \forall (\mu, \sigma) \in \mathcal{X} := [\mu^L, \mu^U] \times [\sigma^L, \sigma^U]$ .

**Proof:** Consider first any fixed  $\hat{\mu}$  such that  $\hat{\mu} \geq f_{\min}$ . In this case, we have  $\tilde{f}_{\sigma^L}(\hat{\mu}) = \text{PI}(\hat{\mu}, \sigma^L) \leq \text{PI}(\hat{\mu}, \sigma) \forall \sigma \in [\sigma^L, \sigma^U]$  because of the monotonicity w.r.t  $\sigma$  (c.f. Section A.2.1). Next, consider any  $\tilde{\mu}$  such that  $\tilde{\mu} < f_{\min}$ . Note that this implies  $\mu^L < f_{\min}$ . In this case,

we have

$$\begin{aligned}
\tilde{f}_{\sigma^L}(\tilde{\mu}) &= \text{PI}(f_{\min}, \sigma^L) + \frac{\text{PI}(f_{\min}, \sigma^L) - \text{PI}(\mu^L, \sigma^U)}{f_{\min} - \mu^L} (\tilde{\mu} - f_{\min}) \\
&= \text{PI}(f_{\min}, \sigma^L) \frac{\tilde{\mu} - \mu^L}{f_{\min} - \mu^L} + \text{PI}(\mu^L, \sigma^U) \frac{f_{\min} - \tilde{\mu}}{f_{\min} - \mu^L} \\
&\leq \text{PI}(f_{\min}, \sigma^U) \frac{\tilde{\mu} - \mu^L}{f_{\min} - \mu^L} + \text{PI}(\mu^L, \sigma^U) \frac{f_{\min} - \tilde{\mu}}{f_{\min} - \mu^L} \\
&\leq \text{PI}(\tilde{\mu}, \sigma^U) \\
&\leq \text{PI}(\tilde{\mu}, \sigma) \quad \forall \sigma \in [\sigma^L, \sigma^U],
\end{aligned}$$

where the inequalities follow, in this order, from the monotonicity of PI with respect to  $\sigma$  for  $\mu \geq f_{\min}$ , its componentwise concavity with respect to  $\mu$  for  $\mu < f_{\min}$ , and its monotonicity with respect to  $\sigma$  for  $\mu < f_{\min}$ .

### A.3 Expected Improvement Acquisition Function

We now show that the EI acquisition function is convex. From the Hessian matrix of EI on  $\mathbb{R} \times (0, \infty)$

$$\text{Hess}_{EI}(\mu, \sigma) = \begin{bmatrix} \frac{1}{\sigma} & -\frac{\mu - f_{\min}}{\sigma^2} \\ -\frac{\mu - f_{\min}}{\sigma^2} & \frac{(\mu - f_{\min})^2}{\sigma^3} \end{bmatrix} \cdot \phi\left(-\frac{\mu - f_{\min}}{\sigma}\right),$$

we find the eigenvalues 0 and  $\frac{(\mu - f_{\min})^2 + \sigma^2}{\sigma^3} \cdot \phi\left(-\frac{\mu - f_{\min}}{\sigma}\right)$ . As  $\sigma \geq 0$ ,  $\text{EI}(\cdot, \cdot)$  is convex and the envelopes can be constructed directly.

**Contributions of authors** AMS designed the research concept, ran simulations, and wrote the manuscript. AMS and DB interpreted the results. AMS, DB, JN, and AM edited the manuscript. AMS, XL, DG implemented the GP models and parser. AMS, DB, JN and TK derived the function relaxations. JN and DB implemented the function relaxations. AM is principle investigator and guided the effort.

**Acknowledgements:** We are grateful to Benoît Chachuat for providing MC++. We are grateful to Daniel Menne, Deniz Rall and Matthias Wessling for providing the experimental membrane data for Example 3.

### Conflict of interest

The authors declare that they have no conflict of interest.

### References

- [1] Amar, Y., Schweidtmann, A.M., Deutsch, P., Cao, L., Lapkin, A.: Machine learning and molecular descriptors enable rational solvent selection in asymmetric catalysis. *Chemical science* **10**(27), 6697–6706 (2019). DOI 10.1039/C9SC01844A

- [2] Androulakis, I.P., Maranas, C.D., Floudas, C.A.:  $\alpha$ BB: A global optimization method for general constrained nonconvex problems. *Journal of Global Optimization* **7**(4), 337–363 (1995). DOI 10.1007/BF01099647
- [3] Bongartz, D.: Deterministic global flowsheet optimization for the design of energy conversion processes. Ph.D. thesis, RWTH Aachen University (2020)
- [4] Bongartz, D., Mitsos, A.: Deterministic global optimization of process flowsheets in a reduced space using McCormick relaxations. *Journal of Global Optimization* **20**(9), 419 (2017). DOI 10.1007/s10898-017-0547-4
- [5] Bongartz, D., Mitsos, A.: Deterministic global flowsheet optimization: Between equation-oriented and sequential-modular methods. *AIChE Journal* **65**(3), 1022–1034 (2019). DOI 10.1002/aic.16507
- [6] Bongartz, D., Najman, J., Sass, S., Mitsos, A.: MAiNGO: McCormick-based Algorithm for mixed integer Nonlinear Global Optimization. Technical report, Process Systems Engineering (AVT.SVT), RWTH Aachen University (2018). URL [https://www.avt.rwth-aachen.de/global/show\\_document.asp?id=aaaaaaaaabclahw](https://www.avt.rwth-aachen.de/global/show_document.asp?id=aaaaaaaaabclahw)
- [7] Bonilla, E.V., Chai, K.M., Williams, C.: Multi-task Gaussian process prediction. In: *Advances in neural information processing systems*, pp. 153–160 (2008)
- [8] Boukouvala, F., Floudas, C.A.: Argonaut: Algorithms for global optimization of constrained grey-box computational problems. *Optimization Letters* **11**(5), 895–913 (2017). DOI 10.1007/s11590-016-1028-2
- [9] Boukouvala, F., Misener, R., Floudas, C.A.: Global optimization advances in mixed-integer nonlinear programming, MINLP, and constrained derivative-free optimization, CDFO. *European Journal of Operational Research* **252**(3), 701–727 (2016). DOI 10.1016/j.ejor.2015.12.018
- [10] Bradford, E., Imsland, L., Zhang, D., Chanona, E.A.d.R.: Stochastic data-driven model predictive control using Gaussian processes. *arXiv preprint arXiv:1908.01786* (2019)
- [11] Bradford, E., Schweidtmann, A.M., Lapkin, A.: Efficient multiobjective optimization employing Gaussian processes, spectral sampling and a genetic algorithm. *Journal of Global Optimization* **71**(2), 407–438 (2018). DOI 10.1007/s10898-018-0609-2
- [12] Bradford, E., Schweidtmann, A.M., Zhang, D., Jing, K., del Rio-Chanona, E.A.: Dynamic modeling and optimization of sustainable algal production with uncertainty using multivariate Gaussian processes. *Computers & Chemical Engineering* **118**, 143–158 (2018). DOI 10.1016/j.compchemeng.2018.07.015
- [13] Caballero, J.A., Grossmann, I.E.: An algorithm for the use of surrogate models in modular flowsheet optimization. *AIChE Journal* **54**(10), 2633–2650 (2008). DOI 10.1002/aic.11579

- [14] Caballero, J.A., Grossmann, I.E.: Rigorous flowsheet optimization using process simulators and surrogate models. In: Computer Aided Chemical Engineering, vol. 25, pp. 551–556. Elsevier (2008)
- [15] Chachuat, B., Houska, B., Paulen, R., Peric, N., Rajyaguru, J., Villanueva, M.E.: Set-theoretic approaches in analysis, estimation and control of nonlinear systems. IFAC-PapersOnLine **48**(8), 981–995 (2015). DOI 10.1016/j.ifacol.2015.09.097
- [16] Chapelle, O., Li, L.: An empirical evaluation of Thompson sampling. In: J. Shawe-Taylor, R.S. Zemel, P.L. Bartlett, F. Pereira, K.Q. Weinberger (eds.) Advances in Neural Information Processing Systems 24, pp. 2249–2257. Curran Associates, Inc. (2011). URL <http://papers.nips.cc/paper/4321-an-empirical-evaluation-of-thompson-sampling.pdf>
- [17] Charnes, A., Cooper, W.W.: Chance-constrained programming. Management science **6**(1), 73–79 (1959). DOI 10.1287/mnsc.6.1.73
- [18] Cozad, A., Sahinidis, N.V., Miller, D.C.: Learning surrogate models for simulation-based optimization. AIChE Journal **60**(6), 2211–2227 (2014). DOI 10.1002/aic.14418
- [19] Damianou, A., Lawrence, N.: Deep Gaussian processes. In: Artificial Intelligence and Statistics, pp. 207–215 (2013)
- [20] Davis, E., Ierapetritou, M.: A Kriging method for the solution of nonlinear programs with black-box functions. AIChE Journal **53**(8), 2001–2012 (2007). DOI 10.1002/aic.11228
- [21] Davis, E., Ierapetritou, M.: A kriging-based approach to MINLP containing black-box models and noise. Industrial & Engineering Chemistry Research **47**(16), 6101–6125 (2008). DOI 10.1021/ie800028a
- [22] Davis, E., Ierapetritou, M.: A centroid-based sampling strategy for Kriging global modeling and optimization. AIChE journal **56**(1), 220–240 (2010). DOI 10.1002/aic.11881
- [23] Del Rio-Chanona, E.A., Cong, X., Bradford, E., Zhang, D., Jing, K.: Review of advanced physical and data-driven models for dynamic bioprocess simulation: Case study of algae–bacteria consortium wastewater treatment. Biotechnology and bioengineering **116**(2), 342–353 (2019). DOI 10.1002/bit.26881
- [24] Eason, J.P., Biegler, L.T.: A trust region filter method for glass box/black box optimization. AIChE Journal **62**(9), 3124–3136 (2016). DOI 10.1002/aic.15325
- [25] Epperly, T.G.W., Pistikopoulos, E.N.: A reduced space branch and bound algorithm for global optimization. Journal of Global Optimization **11**(3), 287–311 (1997). DOI 10.1023/A:1008212418949

- [26] Freier, L., Hemmerich, J., Schöler, K., Wiechert, W., Oldiges, M., von Lieres, E.: Framework for Kriging-based iterative experimental analysis and design: Optimization of secretory protein production in *corynebacterium glutamicum*. *Engineering in Life Sciences* **16**(6), 538–549 (2016). DOI 10.1002/elsc.201500171
- [27] Gill, P.E., Murray, W., Saunders, M.A.: SNOPT: An SQP algorithm for large-scale constrained optimization. *SIAM review* **47**(1), 99–131 (2005). DOI 10.1137/S0036144504446096
- [28] Glassey, J., Von Stosch, M.: *Hybrid Modeling in Process Industries*. CRC Press (2018)
- [29] Hasan, M.F., Baliban, R.C., Elia, J.A., Floudas, C.A.: Modeling, simulation, and optimization of postcombustion CO<sub>2</sub> capture for variable feed concentration and flow rate. 2. pressure swing adsorption and vacuum swing adsorption processes. *Industrial & Engineering Chemistry Research* **51**(48), 15665–15682 (2012). DOI 10.1021/ie301572n
- [30] Helmdach, D., Yaseneva, P., Heer, P.K., Schweidtmann, A.M., Lapkin, A.A.: A multiobjective optimization including results of life cycle assessment in developing biorenewables-based processes. *ChemSusChem* **10**(18), 3632–3643 (2017). DOI 10.1002/cssc.201700927
- [31] Horst, R., Tuy, H.: *Global Optimization: Deterministic Approaches*, 3 edn. Springer, Berlin, Heidelberg (1996). DOI 10.1007/978-3-662-03199-5
- [32] Hüllen, G., Zhai, J., Kim, S.H., Sinha, A., Realff, M.J., Boukouvala, F.: Managing uncertainty in data-driven simulation-based optimization. *Computers & Chemical Engineering* p. 106519 (2019). DOI 10.1016/j.compchemeng.2019.106519
- [33] Jones, D.R., Schonlau, M., Welch, W.J.: Efficient global optimization of expensive black-box functions. *Journal of Global optimization* **13**(4), 455–492 (1998). DOI 10.1023/A:1008306431147
- [34] Kahrs, O., Marquardt, W.: The validity domain of hybrid models and its application in process optimization. *Chemical Engineering and Processing: Process Intensification* **46**(11), 1054–1066 (2007). DOI 10.1016/j.cep.2007.02.031
- [35] Keßler, T., Kunde, C., McBride, K., Mertens, N., Michaels, D., Sundmacher, K., Kienle, A.: Global optimization of distillation columns using explicit and implicit surrogate models. *Chemical Engineering Science* **197**, 235–245 (2019). DOI 10.1016/j.ces.2018.12.002
- [36] Keßler, T., Kunde, C., Mertens, N., Michaels, D., Kienle, A.: Global optimization of distillation columns using surrogate models. *SN Applied Sciences* **1**(1), 11 (2019). DOI 10.1007/s42452-018-0008-9
- [37] Kim, J., Choi, S.: On local optimizers of acquisition functions in bayesian optimization. *arXiv preprint arXiv:1901.08350* (2019)

- [38] Kraft, D.: Algorithm 733: TOMP–fortran modules for optimal control calculations. *ACM Transactions on Mathematical Software (TOMS)* **20**(3), 262–281 (1994). DOI 10.1145/192115.192124
- [39] Krige, D.G.: A statistical approach to some basic mine valuation problems on the witwatersrand. *Journal of the Southern African Institute of Mining and Metallurgy* **52**(6), 119–139 (1951)
- [40] Lin, Z., Wang, J., Nikolakis, V., Ierapetritou, M.: Process flowsheet optimization of chemicals production from biomass derived glucose solutions. *Computers & Chemical Engineering* **102**, 258–267 (2017). DOI 10.1016/j.compchemeng.2016.09.012
- [41] Maher, S.J., Fischer, T., Gally, T., Gamrath, G., Gleixner, A., Gottwald, R.L., Hendel, G., Koch, T., Lübbecke, M.E., Miltenberger, M., Müller, B., Pfetsch, M.E., Puchert, C., Rehfeldt, D., Schenker, S., Schwarz, R., Serrano, F., Shinano, Y., Weninger, D., Witt, J.T., Witzig, J.: The SCIP optimization suite (version 4.0)
- [42] McBride, K., Kaiser, N.M., Sundmacher, K.: Integrated reaction–extraction process for the hydroformylation of long-chain alkenes with a homogeneous catalyst. *Computers & Chemical Engineering* **105**, 212–223 (2017). DOI 10.1016/j.compchemeng.2016.11.019
- [43] McBride, K., Sundmacher, K.: Overview of surrogate modeling in chemical process engineering. *Chemie Ingenieur Technik* **91**(3), 228–239 (2019). DOI 10.1002/cite.201800091
- [44] McCormick, G.P.: Computability of global solutions to factorable nonconvex programs: Part I — convex underestimating problems. *Mathematical Programming* **10**(1), 147–175 (1976). DOI 10.1007/BF01580665
- [45] Mehrian, M., Guyot, Y., Papantoniou, I., Olofsson, S., Sonnaert, M., Misener, R., Geris, L.: Maximizing neotissue growth kinetics in a perfusion bioreactor: An in silico strategy using model reduction and bayesian optimization. *Biotechnology and bioengineering* **115**(3), 617–629 (2018). DOI 10.1002/bit.26500
- [46] Menne, D., Kamp, J., Wong, J.E., Wessling, M.: Precise tuning of salt retention of backwashable polyelectrolyte multilayer hollow fiber nanofiltration membranes. *Journal of membrane science* **499**, 396–405 (2016). DOI 10.1016/j.memsci.2015.10.058
- [47] Meyer, C.A., Floudas, C.A.: Convex envelopes for edge-concave functions. *Mathematical programming* **103**(2), 207–224 (2005). DOI 10.1007/s10107-005-0580-9
- [48] Misener, R., Floudas, C.A.: ANTIGONE: Algorithms for continuous / integer global optimization of nonlinear equations. *Journal of Global Optimization* **59**(2), 503–526 (2014). DOI 10.1007/s10898-014-0166-2
- [49] Mitsos, A., Chachuat, B., Barton, P.I.: McCormick-based relaxations of algorithms. *SIAM Journal on Optimization* **20**(2), 573–601 (2009). DOI 10.1137/080717341

- [50] Mnih, V., Kavukcuoglu, K., Silver, D., Graves, A., Antonoglou, I., Wierstra, D., Riedmiller, M.: Playing atari with deep reinforcement learning. arXiv preprint arXiv:1312.5602 (2013)
- [51] Mogk, G., Mrziglod, T., Schuppert, A.: Application of hybrid models in chemical industry. In: Computer Aided Chemical Engineering, vol. 10, pp. 931–936. Elsevier (2002). DOI 10.1016/S1570-7946(02)80183-3
- [52] Najman, J., Bongartz, D., Mitsos, A.: Convex relaxations of componentwise convex functions. Computers & Chemical Engineering **130**, 106527 (2019). DOI 10.1016/j.compchemeng.2019.106527
- [53] Najman, J., Mitsos, A.: On tightness and anchoring of McCormick and other relaxations. Journal of Global Optimization pp. 1–27 (2017). DOI 10.1007/s10898-017-0598-6
- [54] Quirante, N., Javaloyes, J., Caballero, J.A.: Rigorous design of distillation columns using surrogate models based on Kriging interpolation. AIChE Journal **61**(7), 2169–2187 (2015). DOI 10.1002/aic.14798
- [55] Quirante, N., Javaloyes, J., Ruiz-Femenia, R., Caballero, J.A.: Optimization of chemical processes using surrogate models based on a Kriging interpolation. In: Computer Aided Chemical Engineering, vol. 37, pp. 179–184. Elsevier (2015). DOI 10.1016/B978-0-444-63578-5.50025-6
- [56] Rall, D., Menne, D., Schweidtmann, A.M., Kamp, J., von Kolzenberg, L., Mitsos, A., Wessling, M.: Rational design of ion separation membranes. Journal of Membrane Science **569**, 209–219 (2019). DOI 10.1016/j.memsci.2018.10.013
- [57] Rasmussen, C.E.: Gaussian processes in machine learning. In: Advanced lectures on machine learning, pp. 63–71. Springer (2004)
- [58] Sacks, J., Welch, W.J., Mitchell, T.J., Wynn, H.P.: Design and analysis of computer experiments. Statistical science pp. 409–423 (1989). DOI 10.1214/ss/1177012413
- [59] Schweidtmann, A.M., Clayton, A.D., Holmes, N., Bradford, E., Bourne, R.A., Lapkin, A.A.: Machine learning meets continuous flow chemistry: Automated optimization towards the pareto front of multiple objectives. Chemical Engineering Journal (2018). DOI 10.1016/j.cej.2018.07.031
- [60] Schweidtmann, A.M., Mitsos, A.: Deterministic global optimization with artificial neural networks embedded. Journal of Optimization Theory and Applications **180**(3), 925–948 (2019). DOI 10.1007/s10957-018-1396-0
- [61] Schweidtmann, A.M., Netze, L., Mitsos, A.: Melon: Machine learning models for optimization. <https://git.rwth-aachen.de/avt.svt/public/MeLOn/> (2020)
- [62] Shahriari, B., Swersky, K., Wang, Z., Adams, R.P., de Freitas, N.: Taking the human out of the loop: A review of bayesian optimization. Proceedings of the IEEE **104**(1), 148–175 (2016). DOI 10.1109/JPROC.2015.2494218

- [63] Smith, E.M., Pantelides, C.C.: Global optimisation of nonconvex MINLPs. *Computers & Chemical Engineering* **21**, S791–S796 (1997). DOI 10.1016/S0098-1354(97)87599-0
- [64] Snoek, J., Larochelle, H., Adams, R.P.: Practical bayesian optimization of machine learning algorithms. In: *Advances in neural information processing systems*, pp. 2951–2959 (2012)
- [65] Srinivas, N., Krause, A., Kakade, S.M., Seeger, M.: Gaussian process optimization in the bandit setting: No regret and experimental design. *arXiv preprint arXiv:0912.3995* (2009)
- [66] Stuber, M.D., Scott, J.K., Barton, P.I.: Convex and concave relaxations of implicit functions. *Optimization Methods and Software* **30**(3), 424–460 (2015). DOI 10.1080/10556788.2014.924514
- [67] Sundararajan, S., Keerthi, S.S.: Predictive approaches for choosing hyperparameters in Gaussian processes. In: *Advances in neural information processing systems*, pp. 631–637 (2000)
- [68] Tawarmalani, M., Sahinidis, N.V.: A polyhedral branch-and-cut approach to global optimization. *Mathematical Programming* **103**(2), 225–249 (2005). DOI 10.1007/s10107-005-0581-8
- [69] Tawarmalani, M., Sahinidis, N.V., Pardalos, P.: Convexification and Global Optimization in Continuous and Mixed-Integer Nonlinear Programming: Theory, Algorithms, Software, and Applications, *Nonconvex Optimization and Its Applications*, vol. 65. Springer, Boston, MA (2002). DOI 10.1007/978-1-4757-3532-1
- [70] Tsoukalas, A., Mitsos, A.: Multivariate McCormick relaxations. *Journal of Global Optimization* **59**(2-3), 633–662 (2014). DOI 10.1007/s10898-014-0176-0
- [71] Ulmasov, D., Baroukh, C., Chachuat, B., Deisenroth, M.P., Misener, R.: Bayesian optimization with dimension scheduling: Application to biological systems. In: *Computer Aided Chemical Engineering*, vol. 38, pp. 1051–1056. Elsevier (2016). DOI 10.1016/B978-0-444-63428-3.50180-6
- [72] Von Stosch, M., Oliveira, R., Peres, J., de Azevedo, S.F.: Hybrid semi-parametric modeling in process systems engineering: Past, present and future. *Computers & Chemical Engineering* **60**, 86–101 (2014). DOI 10.1016/j.compchemeng.2013.08.008
- [73] Wächter, A., Biegler, L.T.: On the implementation of an interior-point filter line-search algorithm for large-scale nonlinear programming. *Mathematical programming* **106**(1), 25–57 (2006)
- [74] Wang, J., Hertzmann, A., Fleet, D.J.: Gaussian process dynamical models. In: *Advances in neural information processing systems*, pp. 1441–1448 (2006)

- [75] Wechsung, A., Scott, J.K., Watson, H.A.J., Barton, P.I.: Reverse propagation of McCormick relaxations. *Journal of Global Optimization* **63**(1), 1–36 (2015). DOI 10.1007/s10898-015-0303-6
- [76] Wilson, J., Hutter, F., Deisenroth, M.: Maximizing acquisition functions for bayesian optimization. In: *Advances in Neural Information Processing Systems*, pp. 9884–9895 (2018)