

# Constant-speed ramps for a central force field

Rafael López\*

Departamento de Geometría y Topología  
 Instituto de Matemáticas (IEMath-GR)  
 Universidad de Granada  
 18071 Granada, Spain  
 rcamino@ugr.es

Óscar Perdomo

Department of Mathematics  
 Central Connecticut State University  
 New Britain, CT 06050, USA  
 perdomoosm@ccsu.edu

## Abstract

We investigate the problem of determining the planar curves that describe ramps where a particle of mass  $m$  moves with constant-speed when is subject to the action of the friction force and a force whose magnitude  $F(r)$  depends only on the distance  $r$  from the origin. In this paper we describe all the constant-speed ramps for the case  $F(r) = -m/r$ . We show the circles and the logarithmic spirals play an important role. No only they are solutions but every other solution approaches either a circle or a logarithmic spiral.

*Keywords:* ramp, central force field, friction force, TreadmillSled

*AMS Subject Classification:* 70E18, 53A17

## 1 Formulation of the problem

It is known that when an object is placed on an inclined plane with small angle  $\theta$  with the horizontal, the friction forces are responsible that the object stays still on the plane.

---

\*Partially supported by the grant no. MTM2017-89677-P, MINECO/AEI/FEDER, UE

As we tilt the plane and due to the gravity, there is a critical angle  $\theta_0$ , the so-called angle of repose, such that the object starts to slide down the ramp. If, in addition, we tilt more the ramp, the object accelerates down the inclined plane. The force of gravity acting on the object is separated in two components. While the normal component to the plane is balanced with the normal force that exerts the plane, the component parallel to the plane is bigger than the friction force that opposes the motion of the object. These unbalanced forces make that the object slides down with constant acceleration. At the critical slope  $\theta_0$  of the plane, the net force on the object is zero and the object slides down on the inclined plane with constant-speed  $v$ . This allows to measure the coefficient of kinetic friction  $\mu$  between the object and the floor of the ramp, deducing that  $\tan \theta_0 = \mu$ , in particular,  $\mu$  is independent of  $v$ . The history behind the deduction of the angle of repose is long and goes back to works by, among others, Stevin, Galilei, da Vinci and Euler: see [6, Ch. V] for a historical introduction.

Recently, the second author considered the problem of determining the non-rectilinear curve contained in a vertical plane that describes an object that moves down with constant-speed  $v$  by the effect of the gravity and the friction forces ([5]). Besides the tilted straight line of angle  $\theta_0$  described in the above paragraph, it was proven that constant speed ramps can also be built using a rotation of the trajectory  $\alpha = \alpha(t)$  parametrized by

$$\alpha(t) = \left( t + \frac{1}{a} \log(1 + e^{-2at}), \frac{2}{a} \operatorname{arccot}(e^{-at}) \right),$$

where  $a$  is a constant depending on  $\mu$ ,  $v$  and the acceleration due to gravity. In general, given a set of forces and a coefficient of friction  $\mu$ , the problem of constant-speed ramp consists of finding a curve that describes the boundary of ramp where a particle will move with constant speed.

Before we continue, we precise the definition of a ramp because we have to say which is the side about  $\alpha$  where the object is supported. This will be indicated when we fix a normal vector to  $\alpha$ . By convention, the unit normal vector  $\mathbf{n}$  to a regular curve  $\alpha$  is defined by rotating the unit tangent vector  $\alpha'(t)/|\alpha'(t)|$  counterclockwise through an angle  $\pi/2$ ,

$$\mathbf{n}(t) = J \left( \frac{\alpha'(t)}{|\alpha'(t)|} \right), \quad J(x, y) = (-y, x).$$

Locally, the trace of  $\alpha$  separates the plane  $\mathbb{R}^2$  in two components whose common boundary is  $\alpha$  and only one of them has the vector  $\mathbf{n}$  as the outer normal vector. In other words, given  $t_0$  in the domain of  $\alpha$ , we require that the set

$$\Sigma_\alpha(t_0) = \{\alpha(t) - u\mathbf{n}(t) : t \in (t_0 - \delta, t_0 + \delta), 0 < u < \epsilon\} \quad (1)$$

for  $\delta, \epsilon > 0$  sufficiently small, is part of the ramp. Formally, the definition of a ramp is the following.

**Definition 1.1.** A ramp is an ordered pair  $(\alpha, \mathbf{n})$ , where  $\alpha : [a, b] \rightarrow \mathbb{R}^2$  is a regular curve and  $\mathbf{n}$  is its unit normal vector field. The ramp  $(\alpha, \mathbf{n})$  will be viewed locally as the domain  $\Sigma_\alpha(t_0)$  described in (1).

In this paper we study the constant-speed ramp problem under the effect of a central force field. A *central force* is defined as a force that points from the particle directly towards, or away, from a fixed point in the plane called the center, and whose magnitude depends only on the distance of the object to the center ([2]). We precise the formulation of our problem.

Consider the motion of a particle  $M$  of constant mass  $m$  in the plane  $xOy$  of the Cartesian rectangular coordinate system along a smooth curve  $\alpha = \alpha(t)$ . From now on, we use symbols in a bold font to denote vectors and we use the same non-bold symbols to represent their magnitudes. We assume that the forces exerted on  $M$  are the following: see Figure 1.

- A *central force*  $\mathbf{F}$  that acts on the particle  $M$  directed towards, or away, from a fixed point in plane, which we assume to be the origin  $O$  of the coordinate system. The magnitude of the central force will depend only on the the distance  $r$  between  $O$  and the particle  $M$ . We also assume that  $\mathbf{F} \neq 0$  everywhere. If  $\mathbf{r}$  is the vector position of  $M$ , the central force writes as  $\mathbf{F}(\mathbf{r}) = F(r)\hat{\mathbf{r}}$  where  $\hat{\mathbf{r}}$  is the unit vector in the direction of  $\mathbf{r}$ . Here  $F(r)$  is positive (repulsion) or negative (attraction).
- A *normal force*  $\mathbf{N}$  that is exerted on  $M$  by the ramp  $\alpha$  orthogonal to the movement of  $M$ . Thus  $N$  can be expressed as

$$\mathbf{N}(t) = \lambda(t)\mathbf{n}(t),$$

where  $\lambda > 0$ .

- A *friction force*  $\mathbf{F}_f$  in the opposite direction of the movement. The force  $\mathbf{F}_f$  can be expressed as

$$\mathbf{F}_f = -\mu\lambda(t)\alpha'(t),$$

where  $\mu > 0$  is a constant called the kinetic coefficient of friction.

Under this system of forces, the purpose of this paper is the following.

**Problem:** Determine the ramps  $\alpha = \alpha(t)$  that induce a motion of  $M$  with *constant speed* under the effect of a central force field and the friction force.

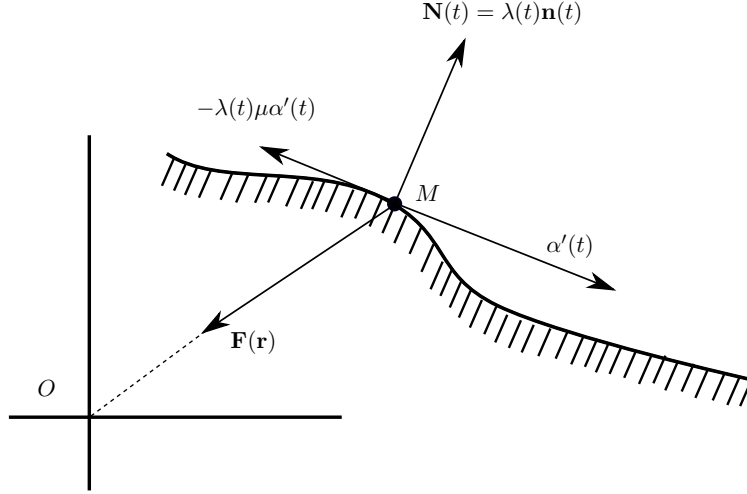


Figure 1: A mass  $M$  sliding along  $\alpha$  under the effect of a central force  $\mathbf{F}(\mathbf{r})$  and the friction force.

An example of central force is when the force is directly/inversely proportional to the  $n$ th power of the distance  $r$ . In this paper, we call the  $n$ th power central force to the force defined by

$$\mathbf{F}(\mathbf{r}) = \varepsilon m r^n \hat{\mathbf{r}}, \quad (2)$$

where  $n \in \mathbb{R}$  and  $\varepsilon \in \{-1, 1\}$ . The value  $\varepsilon = 1$  (resp.  $\varepsilon = -1$ ) indicates an attraction (resp. repulsion) force.

In Section 2 we obtain the kinematic equation of the motion of  $M$  for a general central force field  $\mathbf{F}(\mathbf{r})$  when we impose the restriction that the speed of  $M$  is constant. We point out that this equation is difficult to solve in all its generality, even in the case of example (2). In that section we also study what types of central force fields have constant-speed ramps with simple geometry, as for example, straight-lines or circles.

Due to the difficulty of the general problem, in this paper we focus in the particular case

$$\mathbf{F}(\mathbf{r}) = -m \frac{\hat{\mathbf{r}}}{r}. \quad (3)$$

We will call this force an *inverse central harmonic oscillator* due to the fact that the force for the regular harmonic oscillator is given by  $\mathbf{F}(\mathbf{r}) = -r\hat{\mathbf{r}}$ . In Sections 3 and 4, we will investigate the geometric description of the constant-speed ramps for the choice (3). Among the results, we point out the following observations.

- (a) In contrast with the case of the inclined plane, the shapes of our ramps depend on the velocity  $v$ .
- (b) If  $v = 1$ , there are circles as examples of constant-speed ramps for every value of the radius. On the other hand, if  $v \neq 1$ , there do not exist circular constant-speed ramps.
- (c) If  $v = 1$ , all constant-speed ramps are circles or curves bounded between two concentric circles and having these circles as limit points. (Theorem 3.3).
- (d) If  $v \neq 1$ , there are two constant-speed ramps  $\alpha_{l_s}$  that are logarithmic spirals. Besides these examples, the other ramps converge to  $\alpha_{l_s}$  (Corollary 4.7). If  $v > 1$  the ramps are unbounded whereas if  $v < 1$ , they are bounded.
- (e) The only periodic constant-speed ramps are circles centered at the origin.

For the description of the constant-speed ramps, we will use the notion of TreadmillSled introduced by the second author in [3]. The TreadmillSled operator associates to each plane curve  $\alpha$  other plane curve  $\gamma$  constructed as follows. Let us take two copies of the Euclidean plane, one of them, say  $\mathbb{R}^2$ , is fixed and the other one, denoted by  $P$ , can move freely with respect to  $\mathbb{R}^2$ . On  $P$ , we place the curve  $\alpha$ . Then the TreadmillSled  $\gamma$  of  $\alpha$  is the geometric locus that traces the origin  $O \in P$  in the fixed plane  $\mathbb{R}^2$  when we move  $P$  in such a way that we are placing every  $\alpha(t)$  (which is in plane  $P$ ) on top of the origin  $(0, 0)$  making sure that  $\alpha'(t)$  points toward the positive  $x$  direction. This definition is independent of re-parametrizations that preserve orientation. In our study, firstly we will find the TreadmillSled of constant-speed ramps and then we do an inverse process to recover the initial curve.

## 2 Equation of the constant-speed ramp

In this section we derive the equations of motion for  $M$  moving with constant-speed on a ramp under the action of a central force field and a friction force: see Figure 1. Since the particle slides on the ramp, both, the trajectory of the particle and the shape of the ramp are described with the same curve, which we parametrize by arc-length  $s$ . According with the purpose of this paper, we will assume that  $M$  moves with constant speed  $v \neq 0$ . We reparametrize  $\alpha$  to have constant-speed  $v$  by means of  $\beta(t) = \alpha(vt)$ . The friction force is  $\mathbf{F}_f(s) = -\mu\lambda(s)\alpha'(s)$ , where  $\mu > 0$  is the kinematic friction coefficient and the normal force to the ramp is  $\mathbf{N} = \lambda\mathbf{n}$ . Recall that the vector  $\mathbf{n}$  determines physically the ramp by

Definition 1.1. Finally the central force  $\mathbf{F}$  is

$$\mathbf{F}(\mathbf{r}) = F(r)\hat{\mathbf{r}} = \frac{F(r)}{r}\beta(t), \quad r = |\beta(t)|.$$

By Newton's second law, the differential equation describing the particle motion is

$$m\beta''(t) = \mathbf{F}(\mathbf{r}) + \mathbf{N}(t) + \mathbf{F}_f(t). \quad (4)$$

The acceleration of  $\beta$  is

$$\beta''(t) = v^2\alpha''(s) = v^2\kappa(s)\mathbf{n}(s),$$

where  $s = vt$  and  $\kappa$  is the curvature of  $\alpha$  defined as  $\kappa(s) = \langle \alpha''(s), \mathbf{n}(s) \rangle$ . Thus (4) is now

$$mv^2\kappa(s)\mathbf{n}(s) = \frac{F(r)}{|\alpha(s)|}\alpha(s) + \lambda(s)\mathbf{n}(s) - \mu\lambda(s)\alpha'(s). \quad (5)$$

By using the Euclidean scalar product  $\langle \cdot, \cdot \rangle$ , we multiply (5) by  $\alpha'(s)$  and  $\mathbf{n}(s)$ , obtaining respectively

$$0 = \frac{F(r)}{|\alpha(s)|}\langle \alpha(s), \alpha'(s) \rangle - \mu\lambda(s)$$

$$mv^2\kappa(s) = \frac{F(r)}{|\alpha(s)|}\langle \alpha(s), \mathbf{n}(s) \rangle + \lambda(s).$$

From both expressions we obtain  $\lambda$ , and we deduce the characterization of a constant-speed ramp under a central force field.

**Theorem 2.1.** *Let  $M$  be a particle of mass  $m$  and let  $\mathbf{F}(\mathbf{r})$  be a central force field. Then  $\alpha = \alpha(s)$  is constant-speed ramp with velocity  $v$  under the effect of  $\mathbf{F}$  if and only if  $\frac{F(r)}{|\alpha(s)|}\langle \alpha(s), \alpha'(s) \rangle \geq 0$  and the curvature  $\kappa$  satisfies*

$$\kappa(s) = \frac{F(r)}{mv^2r} \left( \frac{\langle \alpha(s), \alpha'(s) \rangle}{\mu} + \langle \alpha(s), \mathbf{n}(s) \rangle \right), \quad (6)$$

where  $\mu$  is the constant friction coefficient and  $r = |\alpha(s)|$ . Here  $s$  is the arc-length parameter of  $\alpha$ .

If  $\mathbf{F}(\mathbf{r})$  is a  $n$ th power central force, then

$$\kappa(s) = \frac{\varepsilon}{v^2}r^{n-1} \left( \frac{\langle \alpha(s), \alpha'(s) \rangle}{\mu} + \langle \alpha(s), \mathbf{n}(s) \rangle \right). \quad (7)$$

**Remark 2.2.** *If a curve  $\alpha(s)$  satisfies Equation (6) but not the condition  $\frac{F(r)}{|\alpha(s)|}\langle \alpha(s), \alpha'(s) \rangle \geq 0$ , then  $\tilde{\alpha} = \alpha(-s)$  satisfies both condition to be a ramp. For this reason, every curve that satisfies Equation (6) defines a ramp if its orientation (the selection of the solid part of the ramp) is selected properly.*

In view of (5), the sign of  $\varepsilon$  in (2) has the following interpretation. We know that

$$\langle \alpha(s), \alpha'(s) \rangle = \frac{\mu\lambda(s)}{F(r)} |\alpha(s)| = \varepsilon \frac{\mu\lambda(s)}{m} r^{1-n},$$

hence

$$\operatorname{sgn} \left( \frac{d}{ds} |\alpha(s)|^2 \right) = \operatorname{sgn}(\varepsilon).$$

Thus if  $\varepsilon = -1$  (resp.  $\varepsilon = 1$ ), the function  $s \mapsto |\alpha(s)|$  is decreasing (resp. increasing). This implies that at every point  $s$  of the curve, the unit tangent of  $\alpha$  points towards (resp. away) the round disc centered at  $O$  of radius  $|\alpha(s)|$ . In other words, the trajectory of  $\alpha$  goes ‘inside’ (resp. ‘outside’).

We particularize the arguments of the proof of Theorem 2.1 in case of no friction forces ( $\mu = 0$ ). Recall that if the particle moves on a ramp with not friction with constant speed under the effect of the gravity force  $(0, -mg)$ , then, due to the conservation of the total energy, kinetic energy plus potential energy, this ramp must be a horizontal line. In case of a central force, we prove the following result.

**Proposition 2.3.** *Without friction, the constant-speed ramps under the action of a central force field are circles centered at the origin.*

*Proof.* If  $\mu = 0$ , we deduce from (5) that  $\langle \alpha(s), \alpha'(s) \rangle = 0$  for all  $s$ . Thus the function  $|\alpha(s)|^2$  is constant and this shows that the trace of  $\alpha$  is contained in a circle centered at the origin  $O$ .  $\square$

We study the existence of constant-speed ramps with simple geometries, for example, straight-lines and circles.

**Corollary 2.4.** *For a central force field, there do not exist linear constant-speed ramps.*

*Proof.* The proof is by contradiction. Suppose that a straight-line  $\alpha = \alpha(s)$  is a solution of (6). If  $\alpha$  parametrizes as  $\alpha(s) = p_0 + s\mathbf{u}$ ,  $p_0 \in \mathbb{R}^2$ ,  $|\mathbf{u}| = 1$ , then  $\kappa = 0$  and (6) implies

$$\langle \alpha(s), \alpha'(s) \rangle + \mu \langle \alpha(s), \mathbf{n}(s) \rangle = 0.$$

Since  $\alpha'(s) = \mathbf{u}$  and  $\mathbf{n}(s) = J\mathbf{u}$ , we deduce

$$s + \langle p_0, \mathbf{u} \rangle + \mu \langle p_0, J\mathbf{u} \rangle = 0$$

for all  $s \in \mathbb{R}$ , which is impossible. This contradiction proves the result.  $\square$

We study now the constant-speed ramps that are circles. In the following result, we will prove the existence of circular constant-speed ramps, where the radius of the circle is not arbitrary, but it depends on the speed  $v$ .

**Corollary 2.5.** *For a central force field  $\mathbf{F}(\mathbf{r})$ , a circle is a constant-speed ramp if and only if its centre is the origin  $O$  and its radius  $R$  satisfies*

$$F(R) = -\frac{mv^2}{R}.$$

*Proof.* Suppose that the circle parametrizes as

$$\alpha(s) = (a, b) + R(\cos(s/R), \sin(s/R)).$$

Then  $\kappa = 1/R$  and

$$\alpha'(s) = (-\sin(s/R), \cos(s/R)), \quad \mathbf{n}(s) = -(\cos(s/R), \sin(s/R)).$$

Replacing  $\alpha$  and  $\mathbf{n}$  in Equation (6), we obtain

$$\frac{mv^2 r}{R} = F(r) \left( \frac{-a \sin(s/R) + b \cos(s/R)}{\mu} - (a \cos(s/R) + b \sin(s/R)) - R \right), \quad (8)$$

where

$$r^2 = |\alpha(s)|^2 = a^2 + b^2 + R^2 + 2R(a \cos(s/R) + b \sin(s/R)).$$

Squaring (8) and writing in one hand side, we obtain

$$A_0 + A_1 \cos(s/R) + A_2 \sin(s/R) + A_3 \cos(2s/R) + A_4 \sin(2s/R) = 0,$$

where  $A_i$  are constants independent from  $s$ . Thus all coefficients  $A_i$  vanish identically. The computation of  $A_4$  and  $A_3$  gives

$$A_4 = \frac{F(r)^2}{\mu^2} (a\mu - b)(a + b\mu),$$

$$A_3 = \frac{F(r)^2}{2\mu^2} ((a - b)\mu - a - b)((a + b)\mu + a - b).$$

Since  $F \neq 0$ , from  $A_4 = 0$  we deduce that  $b = a\mu$  or  $a = -b\mu$ . Suppose  $b = a\mu$ . Then  $A_3 = 0$  simplifies into

$$-\frac{F(r)^2}{2\mu^2} (\mu^2 + 1)^2 a^2 = 0,$$

obtaining  $a = 0$ , hence  $b = 0$ . Similarly, if  $a = b\mu$ , the equation  $A_3 = 0$  reduces in

$$\frac{b^2 (\mu^2 + 1)^2}{2\mu^2} = 0,$$



obtaining  $b = a = 0$  again. In both cases, we have proved that the center  $(a, b)$  of the circle is the origin  $O$ . On the other hand, (8) simplifies into  $mv^2 = -F(R)R$ , proving the result.  $\square$

It is immediate the following consequence.

**Corollary 2.6.** *For the  $n$ th power central force  $\mathbf{F}(\mathbf{r}) = \varepsilon m r^n \hat{\mathbf{r}}$ , the existence of circular constant-speed ramps occurs when  $\varepsilon = -1$  and  $v = R^{(n+1)/2}$ . Consequently,*

1. *If  $n \neq -1$ , for each value of  $v$ , there is only one circular ramp.*
2. *If  $n = -1$  (inverse central harmonic oscillator), the circular ramps only appear if the speed is  $v = 1$ , and in such a case, any circle centered at the origin is a constant-speed ramp.*

**Remark 2.7.** *In Corollary 2.6 we have found closed periodic constant-speed ramps. This can be viewed in connection with the Bertrand's theorem that asserts that the only attractive central potentials in Euclidean space that can yield closed bounded orbits are the harmonic oscillator ( $n = 1$ ) and the Newtonian potential ( $n = -2$ ) in (2): [1], see also [2, Ap. A].*

Following with the study of constant-speed ramps, it is immediate that if we rotate a solution  $\alpha$  of (6) with respect to the origin  $O$ , then the resulting curve is also a solution of (6). We study how a dilation affects the shape of a constant-speed ramp, focusing in the case of the  $n$ th power central force.

**Corollary 2.8.** *Let  $\alpha = \alpha(s)$  be a constant-speed ramp for the  $n$ th power central force  $\mathbf{F}(\mathbf{r})$  and velocity  $v$ . If  $c > 0$ , then  $\eta(s) = c\alpha(s/c)$  is a constant-speed ramp for  $\mathbf{F}(\mathbf{r})$  with the same friction constant and velocity  $c^{(n+1)/2}v$ . In particular, for  $n = -1$ , the velocity does not change.*

*Proof.* Since  $\eta$  is parametrized by arc-length,  $\mathbf{n}_\eta = J\eta'(s) = J\alpha'(s) = \mathbf{n}(s)$ . Hence, its curvature  $\kappa_\eta$  is

$$\kappa_\eta(s) = \langle \eta''(s), \mathbf{n}_\eta(s) \rangle = \frac{1}{c} \langle \alpha''(s/c), \mathbf{n}_\alpha(s/c) \rangle = \frac{\kappa_\alpha(s)}{c}.$$

If we write (7) in terms of  $\eta$ , we obtain

$$c\kappa_\eta(s) = \varepsilon \frac{|\eta(s)|^{n-1}}{v^2 c^{n-1}} \left( \frac{1}{\mu} \left\langle \frac{\eta(s)}{c}, \eta'(s) \right\rangle + \left\langle \frac{\eta(s)}{c}, \mathbf{n}_\eta(s) \right\rangle \right),$$

which simplifies into

$$\kappa_\eta(s) = \varepsilon \frac{|\eta(s)|^{n-1}}{c^{n+1}v^2} \left( \frac{\langle \eta(s), \eta'(s) \rangle}{\mu} + \langle \eta(s), \mathbf{n}_\eta(s) \rangle \right).$$

This proves the result.  $\square$

### 3 The inverse central harmonic oscillator: case $v = 1$

In the next two sections, we focus in the particular case that the force  $\mathbf{F}(\mathbf{r})$  is the inverse central harmonic oscillator

$$\mathbf{F}(\mathbf{r}) = -m \frac{\hat{\mathbf{r}}}{r}. \quad (9)$$

First examples of constant-speed ramps are those described by circles centered at the origin. This was proved in Corollary 2.6 and we now recall here again.

**Proposition 3.1.** *For the inverse central harmonic oscillator  $\mathbf{F}(\mathbf{r}) = -m\hat{\mathbf{r}}/r$ , any circle centered at the origin is a constant-speed ramp if  $v = 1$ , and there are not circular constant-speed ramps if  $v \neq 1$ .*

Let  $\alpha = \alpha(s)$  be a constant-speed ramp parametrized by arc-length  $s$ . If  $\alpha(s) = (x(s), y(s))$ ,  $s \in I \subset \mathbb{R}$ , then

$$\alpha'(s) = (x'(s), y'(s)), \quad \mathbf{n}(s) = J\alpha'(s) = (-y'(s), x'(s)).$$

Equation (7) is

$$\kappa = -\frac{1}{v^2(x^2 + y^2)} \left( \frac{xx' + yy'}{\mu} - xy' + yx' \right). \quad (10)$$

We now use the notion of TreadmillSled introduced in [3]. Instead of solving for the curve  $\alpha$  by means of (10), we first compute the TreadmillSled of  $\alpha$  and subsequently, the curve  $\alpha$ . Since in this case,  $\alpha$  is parametrized by arc-length, the TreadmillSled of  $\alpha$  is

$$\gamma(s) = -(\langle \alpha(s), \alpha'(s) \rangle, \langle \alpha(s), \mathbf{n}(s) \rangle) := (\xi_1(s), \xi_2(s)).$$

By the parametrization of  $\alpha$ ,

$$\gamma(s) = -(x(s)x'(s) + y(s)y'(s), -x(s)y'(s) + y(s)x'(s)). \quad (11)$$

With this notation, Equation (10) is now

$$\kappa = \frac{1}{v^2\mu(x^2 + y^2)} (\xi_1 + \mu\xi_2). \quad (12)$$

By using the Frenet equations

$$\alpha''(s) = \kappa(s)\mathbf{n}(s), \quad \mathbf{n}'(s) = -\kappa(s)\alpha'(s),$$

we have

$$\begin{aligned} \xi_1'(s) &= -1 - \langle \alpha(s), \alpha''(s) \rangle = -1 + \kappa(s)\xi_2(s) \\ \xi_2'(s) &= -\langle \alpha(s), \mathbf{n}'(s) \rangle = -\kappa(s)\xi_1(s). \end{aligned} \quad (13)$$

In these expressions for  $\xi_1'$  and  $\xi_2'$ , replacing  $\kappa$  by (12), and taking into account that

$$x(s)^2 + y(s)^2 = |\alpha(s)|^2 = |\gamma(s)|^2 = \xi_1(s)^2 + \xi_2(s)^2,$$

give us the following autonomous system

$$\begin{aligned} \xi_1' &= -1 + \frac{1}{v^2\mu(\xi_1^2 + \xi_2^2)} (\xi_1 + \mu\xi_2) \xi_2 \\ \xi_2' &= -\frac{1}{v^2\mu(\xi_1^2 + \xi_2^2)} (\xi_1 + \mu\xi_2) \xi_1. \end{aligned} \quad (14)$$

We compute the critical points of the above system. By  $\xi_2' = 0$ , we have  $\xi_1 + \mu\xi_2 = 0$  or  $\xi_1 = 0$ . In the first case, from  $\xi_1' = 0$ , we have  $\mu v^2(1 + \mu^2)\xi_2^2 = 0$ , that is,  $(\xi_1, \xi_2) = (0, 0)$ , which is not possible. We then conclude  $\xi_1 = 0$ . By  $\xi_1' = 0$  again, we deduce  $(v^2 - 1)\mu\xi_2^2 = 0$ . Since  $\xi_2 \neq 0$ , then necessarily  $v = 1$ .

We have proved that there are infinite critical points, namely,  $\{(0, a) : a \neq 0\}$  which only occur when  $v = 1$ . Each one of these points  $(0, a)$  corresponds with a constant TreadmillSled  $\gamma(s) = (0, a)$  for all  $s \in I$ . From (11),  $\langle \alpha(s), \alpha'(s) \rangle = 0$  and  $\langle \alpha(s), \mathbf{n}(s) \rangle = a$ . Consequently, the curve  $\alpha$  is a circle centered at the origin  $O$ , proving that the critical points of (14) correspond with the (circular) solutions of Proposition 3.1.

On the other hand, because the vertical line  $\xi_1 = 0$  is formed by stationary points of (14) when  $v = 1$ , any trajectory cannot meet the  $\xi_2$ -axis. In particular, every trajectory of (14) lies in the half-plane  $\xi_1 < 0$  or in the half-plane  $\xi_1 > 0$ .

In what follows, we need to know how to recover the curve  $\alpha$  in terms of its TreadmillSled curve  $\gamma$ . The proof of the reversing process is given in [4, Prop. 2.11].

**Proposition 3.2.** *Let  $\gamma(t) = (\xi_1(t), \xi_2(t))$  be a regular curve. Then  $\gamma$  is the TreadmillSled of a regular curve  $\alpha$  if and only if  $\xi_2'(t) = -f(t)\xi_1(t)$  for some continuous function  $f$  and  $\xi_2 f - \xi_1' > 0$ . Moreover, if  $G(t)$  is an antiderivative of  $f(t)$ , then*

$$\alpha(t) = - \begin{pmatrix} \cos(G(t)) & -\sin(G(t)) \\ \sin(G(t)) & \cos(G(t)) \end{pmatrix} \gamma(t). \quad (15)$$

*In particular,  $\gamma$  intersects orthogonally the  $y$ -line. The solution  $\alpha$  is unique up to a rotation.*

We give some examples of Proposition (3.2).

1. For any  $r > 0$ , the point  $(0, r)$  is the TreadmillSled of the circle  $\alpha(t) = r(\cos t, \sin t)$ . This is a direct computation.
2. Let  $\gamma(t) = (h(t), ah(t))$ ,  $a \in \mathbb{R}$ , any non vertical half-line that starts at the origin, where  $h' < 0$ . Then  $f(t) = -ah'(t)/h(t)$ , so  $G(t) = -a \log(h(t))$ . With the change of variable  $h(t) \rightarrow e^{-t}$ , then (15) yields

$$\alpha(t) = -e^{-t} (\cos(at) - a \sin(at), \sin(at) + a \cos(at)).$$

This curve is a logarithmic spiral.

The study of the constant-speed ramps for the inverse central harmonic oscillator will be separated in two cases depending on the value of the velocity  $v$ , namely,  $v = 1$  or  $v \neq 1$ . The first case, that is,  $v = 1$ , will be taken care in this section, whereas the case  $v \neq 1$  will be addressed in Section 4.

Suppose  $v = 1$ . The system (14) is

$$\begin{aligned} \xi_1' &= \frac{\xi_1}{\mu(\xi_1^2 + \xi_2^2)} (-\mu\xi_1 + \xi_2) \\ \xi_2' &= -\frac{\xi_1}{\mu(\xi_1^2 + \xi_2^2)} (\xi_1 + \mu\xi_2). \end{aligned} \tag{16}$$

Let us observe that the computation of  $\alpha$  by means of its TreadmillSled  $\gamma$  is invariant under reparametrizations of  $\gamma$ . Thus we can replace (16) by the following system

$$\begin{aligned} \phi_1' &= -\mu\phi_1 + \phi_2 \\ \phi_2' &= -\phi_1 - \mu\phi_2. \end{aligned} \tag{17}$$

The only stationary point of this system is the origin  $(0, 0)$  and the eigenvalues of the linearized system at  $(0, 0)$  are  $-\mu \pm i$ . Since  $\mu > 0$ , the complex conjugate numbers have a negative real part and the stationary point is an stable focus. In the phase portrait, the trajectories are spirals that twist approaching the origin: see Figure 2.

The solutions of the linear system (17) are

$$\begin{aligned} \phi_1(t) &= e^{-\mu t} (c_1 \cos(t) + c_2 \sin(t)) \\ \phi_2(t) &= e^{-\mu t} (c_2 \cos(t) - c_1 \sin(t)), \end{aligned} \tag{18}$$

where  $c_1, c_2 \in \mathbb{R}$ . After a rotation about  $O$  and a dilation (Corollary 2.8), we take the initial conditions for the ramp (7)

$$\alpha(0) = (x(0), y(0)) = (1, 0)$$

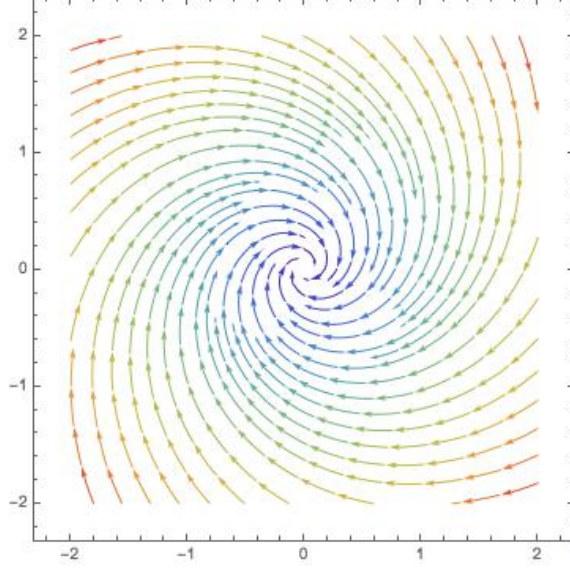


Figure 2: Case  $v = 1$ . The phase portrait of the system (17), with  $\mu = 0.5$ . The origin  $(0, 0)$  is the only equilibrium point and it is a stable focus.

$$\alpha'(0) = (x'(0), y'(0)) = (\cos(u), \sin(u)),$$

where  $u \in [\pi/2, 3\pi/2)$ . Then

$$\xi_1(0) = -\cos(u), \quad \xi_2(0) = \sin(u).$$

Notice that if  $u = \pi/2$ , then  $\gamma(0) = (0, 1)$  and, as pointed out before, this point on its own is the TreadmillSled of a circle centered at the origin.

Assume now that  $u \neq \pi/2$ . The solution (18) is

$$\gamma(t) = e^{-\mu t}(-\cos(t+u), \sin(t+u)). \quad (19)$$

Following the notation of Proposition 3.2 to calculate the curve  $\alpha$ , we have

$$f(t) = -\frac{\phi_2'(t)}{\phi_1(t)} = 1 - \mu \tan(t+u)$$

with the condition

$$0 < \phi_2(t)f(t) - \phi_1'(t) = -\frac{\mu}{\cos(t+u)}e^{-\mu t}.$$

This implies  $\cos(u+t) < 0$ . Due to the fact that  $t$  is near zero and  $u$  lies between  $\pi/2$  and  $3\pi/2$ , we deduce that  $t \in (\pi/2 - u, 3\pi/2 - u)$ .

The function  $G$  is

$$G(t) = \int f(t)dt = t + \mu \log(-\cos(t+u)) + k,$$

where  $k \in \mathbb{R}$ . In order to fulfill the initial conditions  $x(0) = 1$ ,  $y(0) = 0$ , we take  $k = u - \mu \log(-\cos(u))$ . Finally, by (15)

$$\begin{aligned} \alpha(t) &= -e^{-\mu t} \begin{pmatrix} \cos(G(t)) & -\sin(G(t)) \\ \sin(G(t)) & \cos(G(t)) \end{pmatrix} \begin{pmatrix} -\cos(t+u) \\ \sin(t+u) \end{pmatrix} \\ &= e^{-\mu t} \begin{pmatrix} \cos\left(\mu \log \frac{\cos(t+u)}{\cos(u)}\right) & -\sin\left(\mu \log \frac{\cos(t+u)}{\cos(u)}\right) \end{pmatrix} \end{aligned} \quad (20)$$

for  $t \in (\pi/2 - u, 3\pi/2 - u)$ .

We summarize the above arguments in the following result.

**Theorem 3.3.** *If  $v = 1$ , the TreadmillSled of the constant-speed ramps for the inverse central harmonic oscillator are points of the  $\xi_2$ -axis or (part of) logarithmic spirals. When the TreadmillSled is a logarithmic spiral, the constant-speed ramp is given by the expression (20).*

If  $v = 1$ , then the TreadmillSled curve parametrized by (19) is only defined in an interval of  $\mathbb{R}$  with the condition that the trace of  $\gamma$  is contained either in the half-plane  $\xi_1 > 0$  or  $\xi_1 < 0$ . Thus the whole spiral  $\gamma(t)$  cannot be the TreadmillSled of a curve. However, the connected pieces that lie on the half-planes  $\xi_1 > 0$  or  $\xi_1 < 0$  are ThreadmillSled of curves. See Figure 3.

## 4 The inverse central harmonic oscillator: case $v \neq 1$

We now consider the case  $v \neq 1$  for the inverse central harmonic oscillator (9). The TreadmillSled of the constant-speed ramps are given by (14), which can be expressed as

$$\begin{aligned} \xi_1' &= \frac{1}{v^2 \mu (\xi_1^2 + \xi_2^2)} (-\mu v^2 \xi_1^2 + \mu(1-v^2)\xi_2^2 + \xi_1 \xi_2) \\ \xi_2' &= \frac{1}{v^2 \mu (\xi_1^2 + \xi_2^2)} (-\xi_1^2 - \mu \xi_1 \xi_2). \end{aligned}$$

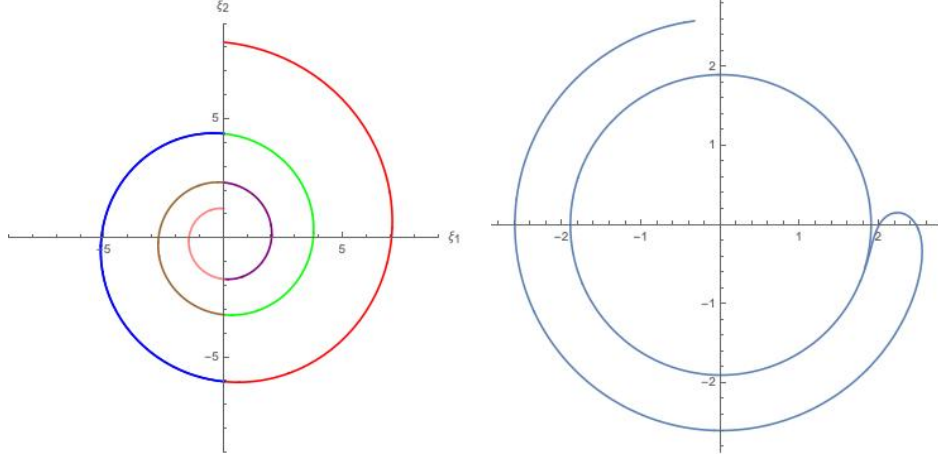


Figure 3: Case  $v = 1$ . The purple part of the logarithmic spiral (left) is the TreadmillSled of the non-circular ramp (right).

Since we are interested in the trajectories of the solutions  $(\xi_1, \xi_2)$ , we will study the following system that share the same trajectories:

$$\begin{aligned}\phi_1' &= -\mu v^2 \phi_1^2 + \mu(1 - v^2) \phi_2^2 + \phi_1 \phi_2 \\ \phi_2' &= -\phi_1^2 - \mu \phi_1 \phi_2.\end{aligned}\tag{21}$$

The only equilibrium point of the above system is  $(0, 0)$ , which is a degenerate point.

We begin the study of the quadratic system (21) by looking for the solutions that are straight-lines. If the solution is of the form

$$\gamma(t) = (\phi_1(t), \phi_2(t)) = g(t)(a_1, a_2)$$

with  $\mathbf{a} = (a_1, a_2)$  a nonzero vector, then (21) reduces to

$$\begin{aligned}g'(t)a_1 &= g(t)^2(-\mu v^2 a_1^2 + \mu(1 - v^2)a_2^2 + a_1 a_2) \\ g'(t)a_2 &= g(t)^2(-a_1^2 - \mu a_1 a_2).\end{aligned}\tag{22}$$

Since we are only interested in the direction of the semi-line trajectories, we can assume without loss of generality that  $g'(t) = g(t)^2$  and

$$\begin{aligned}a_1 &= -\mu v^2 a_1^2 + \mu(1 - v^2)a_2^2 + a_1 a_2 \\ a_2 &= -a_1^2 - \mu a_1 a_2.\end{aligned}$$

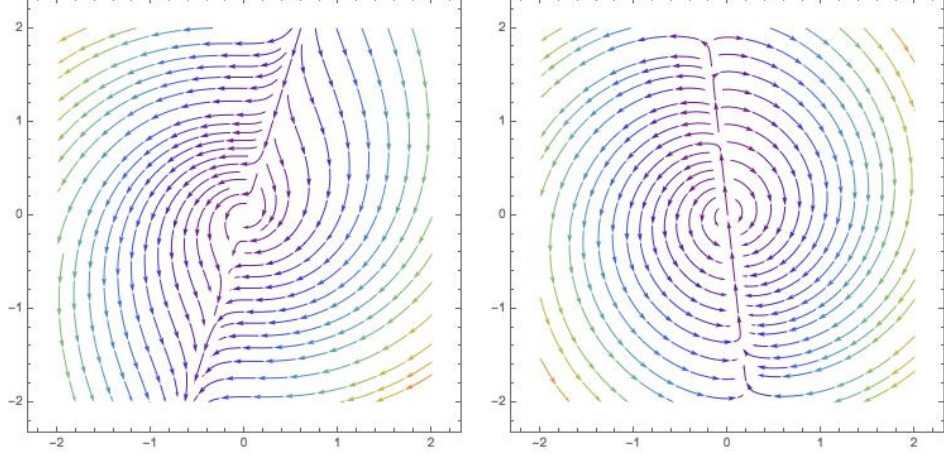


Figure 4: The phase portrait of the system (21). Left:  $v = 2$  and  $\mu = 0.1$ . Right:  $v = 0.5$  and  $\mu = 0.3$ .

We obtain  $g(t) = 1/(\lambda - t)$ ,  $\lambda \in \mathbb{R}$ . It follows that

$$\mathbf{a} = \frac{1}{\mu v^2} \left( -1, \frac{1}{\mu(1-v^2)} \right).$$

Let us denote

$$r_0 = \frac{1}{\mu(1-v^2)}.$$

The ThreadmillSled curve  $\gamma$  is

$$\gamma(t) = \frac{1}{\mu v^2(\lambda - t)} (-1, r_0).$$

We observe that as  $t \rightarrow \infty$ ,  $\gamma(t)$  goes to the origin in the half-line determined by the direction  $-\mathbf{a}$  and  $\gamma(t)$  goes away from the origin in the half-line of direction  $\mathbf{a}$ . See Figure 5. Compare this figure with Figure 4 where the two straight-lines appear in the phase portrait. We can see how all the non semi-lines trajectories in Figure 4 are asymptotic to the semi-lines. We will prove this affirmation once we find a closed formula for all the trajectories.

Since the inverse process by Proposition 3.2 is independent of reparametrizations, let

$$\gamma(t) = (\xi_1(t), \xi_2(t)) = \pm \frac{e^t}{\mu v^2} (-1, r_0).$$



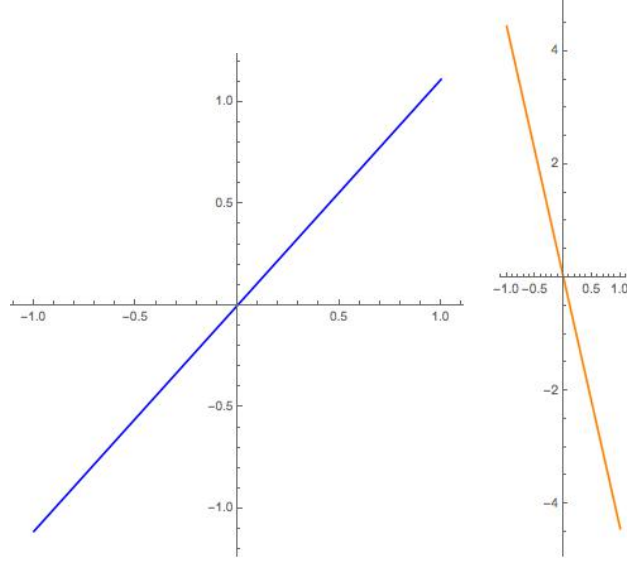


Figure 5: TreadmillSleds that are half-lines. Left:  $v = 2$ ,  $\mu = 0.1$ . Right:  $v = 0.5$ ,  $\mu = 0.3$ .

We now follow the steps given in Proposition 3.2. The function  $f(t)$  is

$$f(t) = -\frac{\xi_2'(t)}{\xi_1(t)} = r_0,$$

where we require the positivity of the function  $\xi_2(t)f(t) - \xi_1'(t)$ . Now

$$\xi_2(t)f(t) - \xi_1'(t) = \frac{r_0 e^t}{\mu v^2},$$

which is always positive. The function  $G(t)$  is

$$G(t) = \int f(t)dt = r_0 t.$$

By the formula (15), the expression of  $\alpha$  is

$$\begin{aligned} \alpha(t) &= \mp \frac{e^t}{\mu v^2} \begin{pmatrix} \cos(r_0 t) & -\sin(r_0 t) \\ \sin(r_0 t) & \cos(r_0 t) \end{pmatrix} \begin{pmatrix} -1 \\ r_0 \end{pmatrix} \\ &= \pm \frac{e^t}{\mu v^2} \begin{pmatrix} \cos(r_0 t) + r_0 \sin(r_0 t) \\ \sin(r_0 t) - r_0 \cos(r_0 t) \end{pmatrix} \end{aligned} \tag{23}$$

We can easily see that  $\alpha$  is a logarithmic spiral.

In Figures 6 (resp. Figure 7) we depict the constant-speed ramps for the case  $v > 1$  (resp.  $v < 1$ ) for the choices of the vector  $\mathbf{a}$  and  $-\mathbf{a}$ .

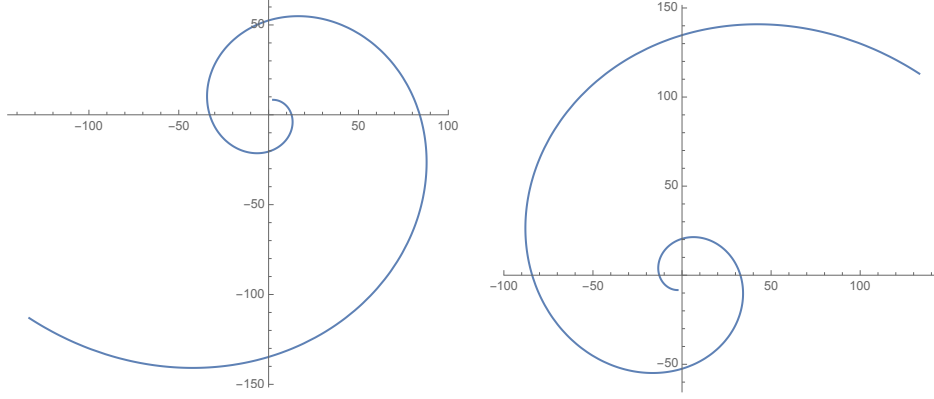


Figure 6: Constant-speed ramps whose TreadmillSleds are half-lines of Figure 5, left. Here  $v = 2$ ,  $\mu = 0.1$ . Left: parametrization (23) for  $\mathbf{a}$ . Right: parametrization (23) for  $-\mathbf{a}$ .

**Theorem 4.1.** *Let  $v \neq 1$  and  $\mu > 0$ . For the inverse central harmonic oscillator, there are two constant-speed ramps  $\alpha_{l_s}$  that are logarithmic spirals, whose TreadmillSled curves  $\gamma_{l_s}$  are half-lines through the origin  $O$ .*

In the rest of this section, we address the problem of finding the constant-speed ramps whose TreadmillSleds are not half-lines. We use polar coordinates, so let

$$\xi_1(t) = r(t) \cos(\varphi(t)), \quad \xi_2(t) = -r(t) \sin(\varphi(t)).$$

Then the differential equation system (21) is now

$$\begin{aligned} -r' \cos \varphi + r\varphi' \sin \varphi - \frac{1}{2}r^2 (\sin(2\varphi) + \mu (\cos(2\varphi) + 2v^2 - 1)) &= 0 \\ r' \sin \varphi + r\varphi' \cos \varphi + r^2 \cos \varphi (\mu \sin \varphi - \cos \varphi) &= 0. \end{aligned}$$

Combining both equations, we deduce

$$\begin{aligned} r' + \mu v^2 r^2 \cos \varphi &= 0 \\ \varphi' - r (\cos \varphi + \mu (v^2 - 1) \sin \varphi) &= 0. \end{aligned}$$

Let  $\varphi = \varphi(r)$ . Then

$$\varphi'(r) = \frac{\varphi'(t)}{r'(t)} = -\frac{r (\cos \varphi + \mu (v^2 - 1) \sin \varphi)}{\mu v^2 r^2 \cos \varphi} = \frac{-1 + \mu(1 - v^2) \tan \varphi}{\mu v^2 r},$$

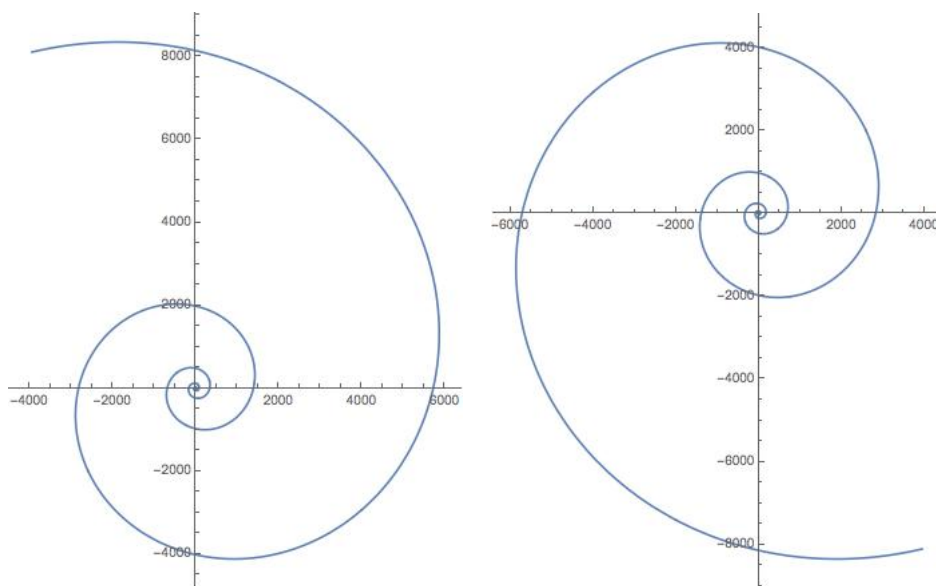


Figure 7: Constant-speed ramps  $\alpha_{l_s}$  whose TreadmillSleds  $\gamma_{l_s}$  are the half-lines of Figure 5, right. Here  $v = 0.5$  and  $\mu = 0.3$ . Left: parametrization (23) for  $\mathbf{a}$ . Right: parametrization (23) for  $-\mathbf{a}$ .

or equivalently,

$$\frac{\varphi'(r)}{-1 + \mu(1 - v^2) \tan \varphi} dr = \frac{1}{\mu v^2} \frac{dr}{r}.$$

Firstly, we find the solution that satisfy that  $r(0) = 1$  and  $\varphi(0) = 0$ , and later on, we explain the reason why it is enough to only consider this solution. With the change  $u = \tan \varphi$ , we find

$$\int \frac{du}{(1 + u^2)(-1 + \mu(1 - v^2)u)} = \frac{1}{\mu v^2} \log(r). \quad (24)$$

The first integral writes as

$$\frac{1}{A} \int \frac{Bu - 1}{u^2 + 1} du - \frac{B^2}{A} \int \frac{1}{Bu + 1} du \quad (25)$$

where

$$A = 1 + \mu^2(v^2 - 1)^2, \quad B = \mu(v^2 - 1). \quad (26)$$

By integrating (25), Equation (24) is now

$$-\frac{\varphi}{A} + \frac{B}{A} \log(\sec \varphi) - \frac{B}{A} \log(1 + B \tan \varphi) = \frac{1}{\mu v^2} \log(r)$$

or equivalently,

$$-\frac{\varphi}{A} + \frac{B}{A} \log\left(\frac{\sec \varphi}{1 + B \tan \varphi}\right) = \frac{1}{\mu v^2} \log(r)$$

Thus the TreadmillSled  $\gamma = \gamma(\varphi)$  of the constant-speed ramp is given in polar coordinates as

$$\begin{aligned} r(\varphi) &= \exp\left(\mu v^2 \left(-\frac{\varphi}{A} + \frac{B}{A} \log\left(\frac{\sec^2 \varphi}{1 + B \tan \varphi}\right)\right)\right) \\ &= e^{-\mu v^2 \varphi / A} \left(\frac{\sec \varphi}{1 + B \tan \varphi}\right)^{\mu v^2 B / A} = e^{-\mu v^2 \varphi / A} \left(\frac{1}{\cos \varphi + B \sin \varphi}\right)^{\mu v^2 B / A} \end{aligned} \quad (27)$$

The domain of this solution is the interval

$$I = (-\arctan(1/B), -\arctan(1/B) + \pi)$$

Before we continue let us point out some important remarks.

**Remark 4.2.** *A direct computation shows that if  $(\phi_1(t), \phi_2(t))$  is a solution of the system (21), then, for any  $\lambda$ ,  $t \rightarrow \lambda(\phi_1(\lambda t), \phi_2(\lambda t))$  is also a solution.*

**Remark 4.3.** If  $v > 1$  then  $B > 0$  and therefore the expression  $\left(\frac{1}{\cos \varphi + B \sin \varphi}\right)^{\mu v^2 B/A}$  converges to infinity when  $\varphi$  approaches the boundary values of the interval  $I$ . Recall that  $\cos \varphi + B \sin \varphi$  is always positive on  $I$  and it approaches zero at the boundaries of  $I$ . Therefore  $r(\varphi)$  goes to  $\infty$  as  $\varphi$  goes to the boundary values of  $I$ . We also point out that the boundary values of  $\varphi$  agree with the polar coordinate angles of the two semi-line solutions of the system given by the vector  $\mathbf{a}$  provided by the Equations (22). Therefore, if  $v > 1$ , the trajectory given by Equation (27) is a graph over the line spanned by  $\mathbf{a}$  and it has this line as asymptote. By Remark 4.2 we have that every trajectory of the system (21) that is not one of the two semi-lines is a dilation of the solution described in polar coordinate by Equation (27). See Figure 4.

**Remark 4.4.** If  $v < 1$  then  $B < 0$  and therefore the expression  $\left(\frac{1}{\cos \varphi + B \sin \varphi}\right)^{\mu v^2 B/A}$  converges to zero when  $\varphi$  approaches the boundary values of the interval  $I$ . Therefore  $r(\varphi)$  goes to zero as  $\varphi$  goes to the boundary values of  $I$ . Recall that the boundary values of  $\varphi$  agree with the polar coordinate angle of the two semi-line solutions of the system. Therefore, for  $v < 1$ , if we add the origin to the trajectory given by Equation (27) we obtain a closed curve that is topologically a circle. By Remark 4.2, we have that every trajectory of the system (21) that is not one of the two semi-lines is a dilation of the solution described in polar coordinate by Equation (27). Even though the non semi-lines solution are topologically a circle with a point removed, geometrically they look more like a semi-circle connected with a diameter segment with one point removed. See Figure 4.

We now compute the constant-speed ramp in terms of the variable  $\varphi$  by using Proposition 3.2. The function  $f(t)$  is

$$f(\varphi) = -\frac{\xi_2'(\varphi)}{\xi_1(\varphi)} = \frac{1 - \mu \tan \varphi}{1 + B \tan \varphi}.$$

On the other hand,

$$\xi_2 f - \xi_1' = e^{-\mu v^2 \varphi/A} \left( \frac{\sec \varphi}{1 + B \tan \varphi} \right)^{\frac{2B^2 + \mu B + 1}{A}}$$

Clearly this function is positive on the interval  $I$  defined above. The function  $G(t)$  is

$$G(\varphi) = \int f(\varphi) d\varphi = \frac{-\mu v^2 \log(B \sin(\varphi) + \cos(\varphi)) + (\mu B - 1)\varphi}{1 + B^2}.$$

Finally (15) yields

$$\begin{aligned}\alpha(\varphi) &= -r(\varphi) \begin{pmatrix} \cos(G(\varphi)) & -\sin(G(\varphi)) \\ \sin(G(\varphi)) & \cos(G(\varphi)) \end{pmatrix} \begin{pmatrix} \cos \varphi \\ -\sin \varphi \end{pmatrix} \\ &= r(\varphi) \begin{pmatrix} -\cos\left(\frac{\mu v^2 (B\varphi - \log(B \sin(\varphi) + \cos(\varphi)))}{B^2 + 1}\right) \\ \sin\left(\frac{\mu v^2 (B\varphi - \log(B \sin(\varphi) + \cos(\varphi)))}{B^2 + 1}\right) \end{pmatrix}\end{aligned}$$

We summarize the previous arguments in the following theorem.

**Theorem 4.5.** *Let  $v \neq 1$  and  $\mu > 0$ . For the inverse central harmonic oscillator, the constant-speed ramps whose TreadmillSled curves are not straight-lines are parametrized, up to a rotation and a dilation, in polar coordinates by*

$$\alpha(\varphi) = r(\varphi) (-\cos \Theta(\varphi), \sin \Theta(\varphi)), \quad (28)$$

where the radius function  $r(\varphi)$  is defined in (27) and

$$\Theta(\varphi) = \frac{\mu v^2 (B\varphi - \log(B \sin(\varphi) + \cos(\varphi)))}{B^2 + 1}.$$

**Remark 4.6.** *If we make  $v = 1$  in the expression (28), we obtain*

$$\alpha(\varphi) = -e^{-\mu\varphi} (\cos(\mu \log(\cos(\varphi))), \sin(\mu \log(\cos(\varphi))),$$

which is one of the ramps described in Equation (20) of Theorem 3.3.

We now present some pictures of constant-speed ramps that are not spirals. The figures will be implemented in Mathematica 12.0 ([7]). In Figure 8 we show a case with  $v > 1$ , where both, the ThreadmillsSled curve as the constant-speed ramp appear.

The constant-speed ramp for the case  $v < 1$  appears in Figure 9, together with its ThreadmillsSled curve. Finally, Figure 10 displays both constant-speed ramps.

From the analysis of the phase portrait in Figure 4, we conclude the following qualitative properties.

**Corollary 4.7.** *If  $\alpha$  is a constant-speed ramp described in Equation (28), then  $\alpha$  converges to one of the spirals of Theorem 4.1 with the same value of  $v$  and  $\mu$ . Moreover, if  $v > 1$  (resp.  $v < 1$ ),  $\alpha$  is not bounded (resp. bounded) curve.*

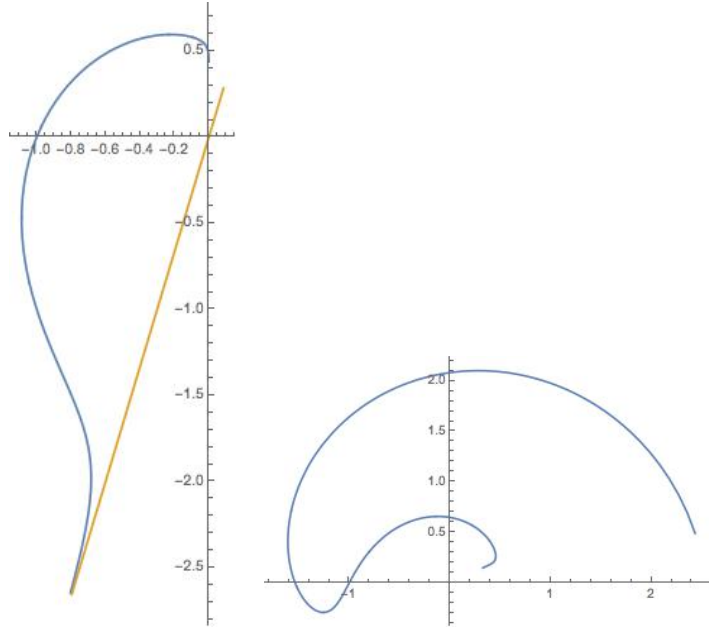


Figure 8: Constant-speed ramps whose TreadmillSleds are not half-lines. Here  $v = 2$  and  $\mu = 0.1$ . Left: the ThreadmillSled which is asymptotic to the line of vector  $\mathbf{a}$ . Right: the constant-speed ramp.

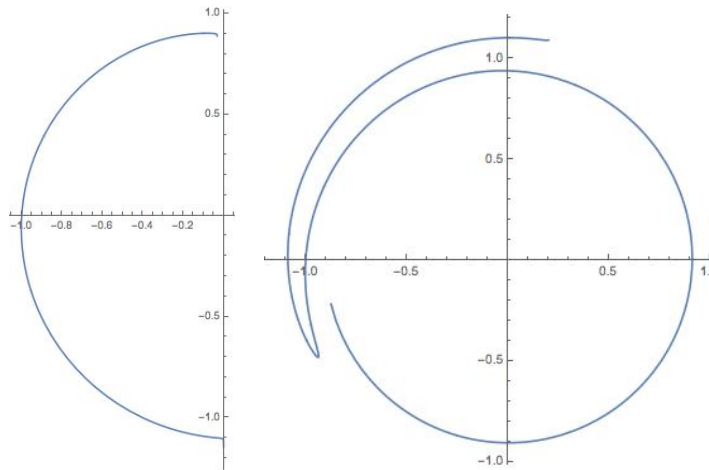


Figure 9: Constant-speed ramps whose TreadmillSleds are not half-lines. Here  $v = 0.8$  and  $\mu = 0.3$ . Left: the ThreadmillSled. Right: the constant-speed ramp.

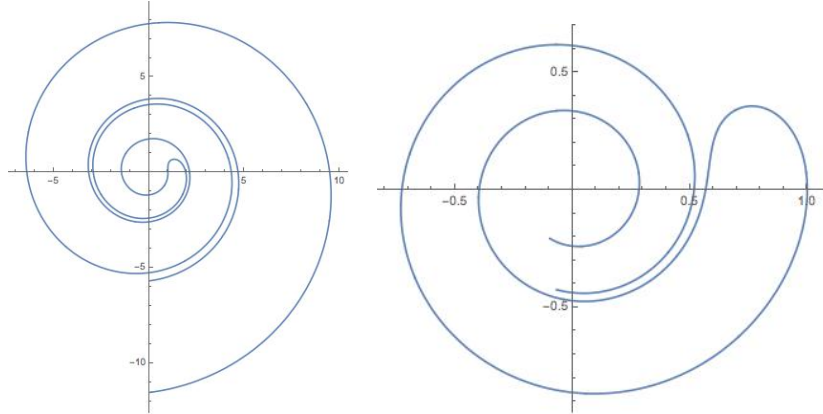


Figure 10: Constant-speed ramps that are not spirals. Left:  $v = 2$  and  $\mu = 0.1$ . Right:  $v = 0.8$  and  $\mu = 0.3$ .

*Proof.* By Remarks 4.3 and 4.4, we know that the TreadmillSled  $\gamma$  of  $\alpha$  converges asymptotically to one of the two half-lines  $\gamma_{ls}$  of Theorem 4.1, which are TreadmillSled of logarithmic spirals  $\alpha_{ls}$ . Thus  $\alpha$  converges to one of these spirals  $\alpha_{ls}$ . See Figure 10, left.

On the other hand, if  $v > 1$ , the TreadmillSleds curve  $\gamma$  is unbounded, and hence,  $\alpha$  are also unbounded. In case  $v < 1$ , we see that the trajectories of the TreadmillSled in Figure 4 are bounded and are topologically circles with one point removed. Near to the origin, they are tangent to the two half-lines  $\gamma_{ls}$ . Thus the constant-speed ramps  $\alpha$  are also bounded and converge to the spirals  $\alpha_{ls}$ . See Figure 10, right.  $\square$

## References

- [1] J. Bertrand, Théorème relatif au mouvement d'un point attiré vers un centre fixe, *C. R. Acad. Sci.*, **77** (1873), 849–853.
- [2] H. Goldstein, *Classical Mechanics*, Addison-Wesley, 2nd. edition, Reading, MA, 1980.
- [3] O. Perdomo, A dynamical interpretation of cmc Twizzlers surfaces, *Pacific J. Math.*, **258** (2012), 459–485.
- [4] O. Perdomo, Helicoidal minimal surfaces in  $\mathbb{R}^3$ , *Illinois J. Math.*, **57** (2013), 87–104.
- [5] O. Perdomo, Constant-speed ramps, *Pacific J. Math.*, **275** (2015), 1–18.
- [6] A. P. Usher, *A History of Mechanical Inventions*, Revised Edition. Dover, 1989.



[7] Wolfram Mathematica 7 Documentation.