

Motif Discovery Algorithms in Static and Temporal Networks: A Survey

Ali Jazayeri and Christopher C. Yang

College of Computing & Informatics, Drexel University, Philadelphia, PA 19104, USA

Abstract

Motifs are the fundamental components of complex systems. The topological structure of networks representing complex systems and the frequency and distribution of motifs in these networks are intertwined. The complexities associated with graph and subgraph isomorphism problems, as the core of frequent subgraph mining, have direct impacts on the performance of motif discovery algorithms. To cope with these complexities, researchers have adopted different strategies for candidate generation and enumeration, and frequency computation. In the past few years, there has been an increasing interest in the analysis and mining of temporal networks. These networks, in contrast to their static counterparts, change over time in the form of insertion, deletion, or substitution of edges or vertices or their attributes. In this paper, we provide a survey of motif discovery algorithms proposed in the literature for mining static and temporal networks and review the corresponding algorithms based on their adopted strategies for candidate generation and frequency computation. As we witness the generation of a large amount of network data in social media platforms, bioinformatics applications, and communication and transportation networks and the advance in distributed computing and big data technology, we also conduct a survey on the algorithms proposed to resolve the CPU-bound and I/O bound problems in mining static and temporal networks.

Keywords: Subgraph mining, Motif discovery, Network mining, Temporal networks, Static networks

1 Introduction

Complex systems characterized by adaptation, self-organization, and emergence are observed in different domains [106]. One of the common building blocks of these systems are motifs defined as recurring patterns appear more frequently in the networks representing these systems than in some reference networks [6, 94, 62, 84, 97]. Also, it is shown that the topological organization of complex networks and their frequent patterns are mutually related [146]. The conventional approach to detect these patterns is to iteratively generate candidate patterns and compute their frequencies, identify their significant and frequent ones, and use them to create new candidates. The frequency computation is performed either by counting or enumeration of patterns. In either case, it requires coping with the complexities associated with graph isomorphism (not known to be in the P or NP-complete [34, 121]) and subgraph isomorphism (known to be in NP-complete [35]) problems.

It is shown that static or dynamic network modeling of a complex system changing over time might result in different insights [141, 65, 107, 47, 46]. One approach is to represent the system as an attributed static network. In this representation, the attributes of vertices or edges summarize the temporal aspect or appearance of these components. However, it is shown that this approach cannot represent the temporality of the system completely [69, 102]. Moreover, the concepts with known definitions in static networks need to be re-defined to be applicable in temporal networks, such as identification of central components of the network and controllability [142, 68, 80, 119] or the definition of concepts used for motif discovery [122, 51].

The problem of motif discovery in networks representing complex systems have been an avenue for extensive research in the past few decades, for example in transportation networks [60], food webs [112], economic and financial networks [103], brain networks [139, 140, 86], metabolic pathways [164, 78], networks similarity calculation [115], conserved structures in biological networks [3, 64, 136, 158, 137], communication and human mobility networks [166, 81, 131], cattle movements [8], and social insects interactions [151, 116].

The input data to the problem of motif discovery generally is one or a few giant networks. And the output is the patterns identified as frequent or significant based on their exact or approximated frequencies. Another similar problem not covered in this survey is mining frequent subgraphs in a set or sequence composed of a large number of networks. The latter problem is called network-transaction setting. Each network in the set or sequence would be a transaction. The objective is to find the subgraphs in common in a pre-defined number of networks in the set. In other words, in the motif discovery, the algorithm mines the input data to discover the frequent patterns in a single network, with an exact or approximated value of the number of appearances of each pattern in the network. In the network-transaction problem, the algorithm mines a set of networks to find the patterns that appear in at least a pre-defined number of transactions of the set. In general, the number of appearances of patterns in each member of the set is not of interest. Therefore, the main difference between these two problems is in the frequency computation approach. The algorithms proposed for motif discovery can be modified and applied to the network-transaction setting. However, the algorithms developed for network-transactions settings cannot necessarily be used for motif discovery [77].

Both problems have attracted increasing popularity in the past years in both static and temporal networks, and numerous algorithms have been proposed to solve them. These algorithms have been reviewed in multiple studies. Some of the review papers focus on both problems and some just on either a single large network or a set of networks. Table 1 summarizes these review papers with the *Problem setting* column showing the problem covered in each of them. Some papers have reviewed the motif discovery algorithms and their applications in specific domains (mostly biological). For example, in [18] (also refer to [111]), the mining approaches proposed for motif discovery in biological networks are reviewed and categorized in three categories based on the source of the network: gene regulatory networks, protein-protein interaction networks, and metabolic networks. This survey paper categorizes motifs into two groups, structural motifs, in which the motifs are mined, taking only the topological structure of the motif into account, and node-colored motifs, in which the functional characteristics of the nodes are considered as well. In this case, the nodes or edges are not anonymous (unlabeled) elements anymore. Another survey paper related to motif discovery in protein-protein interaction networks in the single network setting is written by Ciriello and Guerra [24] (also Chapters seven [156] and eight [147] of [100]). They categorized the algorithms into two categories composed of exact frequency algorithms, in which the frequency of subgraphs are exactly computed, and approximate frequency algorithms, in which the frequency of subgraphs are approximated. In the latter case, the subgraphs meeting the frequency or significant conditions are collected. A similar categorization is provided in [87], and it is concluded that the main differences between these two categories are the higher speeds achievable by approximate frequency algorithms for mining frequent subgraphs (at the expense of accuracy) and the larger size of mined subgraphs. A more comprehensive review of frequent subgraph mining and motif discovery algorithms in both settings for bioinformatics applications is provided in [98].

One of the approaches followed by a few review papers for comparison of algorithms proposed for motif discovery is the re-implementation of multiple algorithms on the same platform. This approach makes it possible to compare the performance of algorithms based on the adopted strategies for candidate generation, frequency computation, and the size and accuracy of motifs detected without being biased with the framework adopted for implementation and the experience of developers. For example, this approach is adopted in [126] in which a few motif discovery algorithms proposed for the single network setting are re-implemented. The authors suggest that in some applications, it might be beneficial to use a combination of algorithms to have the advantages offered by each algorithm. However, in most of the review papers in Table 1, the algorithms are compared qualitatively and based on the theoretical investigation of approaches toward the motif discovery problem.

In nearly all the review papers in Table 1, the algorithms reviewed and evaluated operate on static networks (either a single large network or a set of relatively small networks). Besides, most of the algorithms

Table 1: Summary of motif discovery review papers

| Authors | Title | Year | Problem setting |
|-------------------------------|---|------|------------------------------------|
| Washio and Motoda [150] | State of the art of graph-based data mining | 2003 | Network-transaction/Single network |
| Wörlein et al. [157] | A quantitative comparison of the subgraph miners MoFa, gSpan, FFSM, and Gaston | 2005 | Network-transaction |
| Yan and Han [161] | Discovery of Frequent Substructures | 2006 | Network-transaction/Single network |
| Han et al. [43] | Frequent pattern mining: current status and future directions | 2007 | Network-transaction |
| Ciriello and Guerra [24] | A review on models and algorithms for motif discovery in protein-protein interaction networks | 2008 | Single network |
| Ribeiro et al. [126] | Strategies for network motifs discovery | 2009 | Single network |
| Wan and Mamitsuka [147] | Discovering Network Motifs in Protein Interaction Networks | 2009 | Single network |
| Cheng et al. [22] | Mining Graph Patterns | 2010 | Network-transaction/Single network |
| Parthasarathy et al. [111] | A survey of graph mining techniques for biological datasets | 2010 | Network-transaction/Single network |
| Bruno et al. [18] | New Trends in Graph Mining: Structural and Node-Colored Network Motifs | 2010 | Single network |
| Krishna et al. [70] | A comparative survey of algorithms for frequent subgraph discovery | 2011 | Network-transaction/Single network |
| Masoudi-Nejad et al. [87] | Building blocks of biological networks: a review on major network motif discovery algorithms | 2012 | Single network |
| Jiang et al. [57] | A survey of frequent subgraph mining algorithms | 2012 | Network-transaction/Single network |
| Rehman et al. [123] | Performance Evaluation of Frequent Subgraph Discovery Techniques | 2014 | Network-transaction |
| Ramraj and Prabhakar [118] | Frequent Subgraph Mining Algorithms – A Survey | 2015 | Network-transaction |
| Güvenoglu and Bostanoglu [41] | A qualitative survey on frequent subgraph mining | 2018 | Network-transaction/Single network |
| Mrzic et al. [98] | Grasping frequent subgraph mining for bioinformatics applications | 2018 | Single network |

considered are designed for problems in which the network data can be held in the main memory without the support of implementing parallel or distributed computing. Güvenoglu and Bostanoglu [41] have considered a few algorithms proposed for temporal networks or implemented for parallel computation; however, in both cases, the number of algorithms reviewed is minimal. In this paper, we provide a classification of algorithms proposed for motif discovery in static and temporal networks. Then, we review algorithms developed for static and temporal networks. Furthermore, a section is considered for algorithms implemented by having the big network data in mind, both from memory and computational requirement perspectives. In the following, the terminology adopted in this paper is defined, and classification for motif discovery algorithms proposed in the literature is provided.

2 Terminology and Network Classification

The primary concepts used in this paper are described in Appendix A. These concepts are the fundamental concepts of network or graph theory [12, 13, 30, 39]. In the following subsection, the input data of motif discovery problems reviewed in this paper are described. Then, in subsection 2.2, the concepts more specifically related to the literature of motif discovery problems are explained.

2.1 Networks Classification

The motif discovery algorithms can be categorized based on their different strategies adopted for candidate generation and frequency computation. However, at the highest level, we differentiate the algorithms based on whether the input data is related to a static network or a temporal network. Here, these two types of input data are briefly discussed. Then, after the introduction of secondary concepts, classification of algorithms proposed in the literature of motif discovery is provided.

2.1.1 Static single network setting

The algorithms in this category operate on a single static network as the input data. The static network is defined as an ordered pair, $N = (V, E)$. The first term, V , is called the set of *vertices* or *nodes* of the network. The second term, E , is called the set of *edges* of the network. The edges represent the interactions between pairs of vertices. In cases where there are labels or attributes associated with vertices and edges, the network is represented as $N = (V, E, L_V, L_E)$. Here, L_V and L_E are two functions that map the vertices and edges of the network to their corresponding labels, respectively [77].

As the behavior of a large number of entities being observed, recorded, and stored in many different domains and there is a tremendous increase of computational resources, there is an increasing interest in analyzing single large networks and their characteristics in the last few decades [9, 4, 152]. However, frequent subgraph discovery in these networks is mostly developed after the subclass related to a set of independent static networks introduced earlier. Single giant networks generally represent a system of large interacting distinct entities, such as people in a communication network, or users of the internet. Although these entities are unique and have unique labels (names or IP addresses) because the patterns of interaction are important, they are generally assumed unlabeled (or for practical simplicity and usage, a single label considered for all the vertices and edges). The frequent subgraphs in these networks are traditionally called *motifs* defined as inter-connected patterns or subgraphs occurring significantly more frequently in the network of interest than the randomized network counterparts [94]. The trivial subgraphs are single nodes and edges, and most of the proposed algorithms start from these simple subgraphs and extend them to find the motifs. The motif discovery in single networks has been around for a while. However, due to the computational complexities inherent in the subgraph and graph isomorphism problems, the patterns which can be detected by the proposed algorithms are very limited in size (size is defined as the number of vertices or edges in the discovered motifs) and barely exceeds 10-15 vertices. The details of technical difficulties, algorithms, and tools proposed for motif discovery will be explained in the next sections. Figure 1 shows a small schematic of a single giant network and a motif. As can be seen, the motif shown in Figure 1(a) is composed of four vertices and four edges. There are three embeddings of this motif shown in Figure 1(b). As you may notice, the free edge of the motif (the one not included in the triangle), can be selected in several ways for each embedding of the motif. However, all other embeddings, which can be chosen in Figure 1(b) has at least one edge in common with embeddings already identified and shown in this figure. The strategy adopted for counting these *overlapping* embeddings is one of the differentiating factors among algorithms. It will be discussed in subsection 2.2 in more detail.

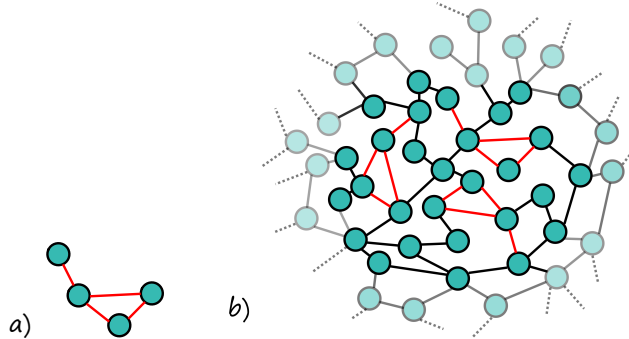


Figure 1: Motifs in a single giant static network. (a): 4-vertex, 4-edge motif. (b): Small portion of a single giant network including three non-overlapping motifs of (a)

2.1.2 Temporal single network setting

The representation of a dynamic system as a static network is an assumption that might not be true in all circumstances, specially when the consideration of vertices and edges as a fixed part of the network influences the measures of interest [107, 102, 47, 46]. Therefore, there has been a large effort proposing different network modeling methodologies to come up with better strategies to preserve the temporality and dynamic aspects of the system. The input data in this class is composed of one single temporal network. The motif discovery algorithms in this category assume different dynamic properties for the network. The network might be considered temporal based on the temporal changes in the vertex set, edge set, attribute values, or any combination of these components. Therefore, there is no single definition of temporal networks that can be used for all the algorithms. In general, the temporal network is defined as an ordered tuple, $N = (V, E, L_V^t, L_E^t)$. The V and E are similar to static networks. However, in cases where the set of vertices or edges of the network are changing over time, two time mappings, t_V and t_E , are defined which

map vertices and edges to their active timestamps [82]. The L_V^t and L_E^t are temporal labeling functions that map the vertices or edges to their attributes over time. This representation can be simplified based on the properties considered dynamic by each algorithm in this category. Besides, based on the definition considered for the temporal network, the graph and subgraph isomorphism tests verify the temporality and sequence of appearance, disappearance, and changes of edges, vertices, and their attributes as well (Figure 2). More details about the dynamic properties of temporal networks will be provided in section 3.2.

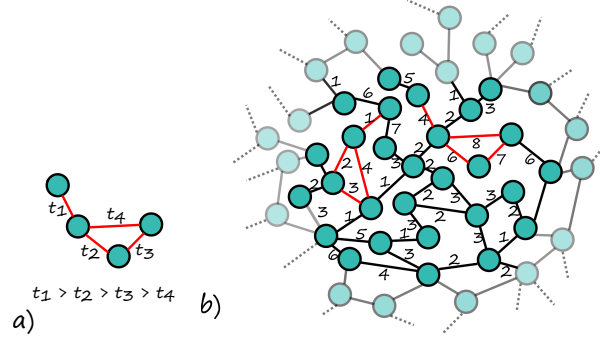


Figure 2: Motifs in a single giant temporal network. (a): 4-vertex, 4-edge motif. (b): Small portion of a single giant network including two non-overlapping motifs of (a)

2.2 Secondary Concepts

After introducing the general concepts used throughout this survey (Appendix A) and the two types of network data considered, the concepts more specifically related to the literature of motif discovery are introduced in the following.

Measures of frequency and significance: In the problem of frequent subgraph mining in a set of networks, the frequency of a subgraph is considered as the number of members of the set containing the subgraph. On the contrary, the frequency of a subgraph in a single network is defined as the number of embeddings or instances of the subgraph in the network. Besides, the common practice is to compute and report the significance of subgraphs in addition to their frequencies.

There are multiple strategies or “concepts” for computation of frequency and, consequently, the significance of subgraphs. These strategies are based on the level of overlapping permitted among different embeddings of the subgraph being counted [132, 24, 134]. The algorithms adopting the first concept of frequency, called F_1 , enumerate or count all the embeddings of a subgraph toward the subgraph frequency calculation. These embeddings should be at least different by a vertex or an edge. However, they can have multiple vertices or edges in common. The algorithms adopting the second concept of frequency, called F_2 , consider valid embeddings as the instances of the subgraph that do not share any edges (edge-disjoint). In this case, the embeddings might still have some vertices in common. In the third concept of frequency, called F_3 , not only the embeddings do not share any edges, but also they should not have any vertices in common (node-disjoint). Therefore, in the motif discovery problem, the frequency of a subgraph is defined based on the number of embeddings of that subgraph using one of these frequency concepts. Then, the subgraph frequencies are used to compute subgraph significance measures. These measures are computed for each subgraph separately and are generally a function of the frequency of subgraph in the original network and the corresponding frequencies of the same subgraph in some randomized versions of the original network. For the detection of frequent/significant subgraphs or motifs, the user should provide a threshold to which the frequency/significance measures of each subgraph is compared. The subgraphs with measures more than the user-defined threshold are considered motifs or frequent subgraphs. For example, *z*-score and *abundance* (Δ) are used in [24] as measures of significance of subgraphs:

$$z(s_k) = \frac{f_{orig}(s_k) - \bar{f}_{rand}(s_k)}{\sigma_{f_{rand}(s_k)}} \quad (1)$$

$$\Delta(s_k) = \frac{f_{orig}(s_k) - \bar{f}_{rand}(s_k)}{f_{orig}(s_k) + \bar{f}_{rand}(s_k) + \epsilon} \quad (2)$$

In which the $f_{orig}(s_k)$ represents the frequency of subgraph s_k in the original network and $\bar{f}_{rand}(s_k)$ and $\sigma_{f_{rand}(s_k)}$ represent the mean and standard deviation of the frequency of the same subgraph in the randomized versions of the original network. The ϵ is considered to avoid over-growth of $\Delta(s_k)$ in cases where the frequency of subgraph is very low in the original and randomized versions of the network. In [126], three measures are reviewed and discussed for subgraphs to verify if they can be considered as motifs: over-representation, minimum frequency, and minimum deviation. The first measure is the evaluation by z -score, and the minimum frequency is used to verify that the subgraph is frequent enough (has a frequency more than the user-defined threshold). The minimum deviation is defined as follows for a subgraph s_k . This measure should be more than a user-defined threshold as well.

$$D(s_k) = \frac{f_{orig}(s_k) - \bar{f}_{rand}(s_k)}{\bar{f}_{rand}(s_k)} \quad (3)$$

The randomized versions of original networks (*null models*) can be generated in different ways. The most common approach in motif discovery literature is to create random networks with the same degree distribution as the original network. However, other strategies are available, which can preserve other characteristics of the original network. The generation of a random network from an original network has a rich literature and interested readers may refer to [95] for static networks and to [47, 46] for temporal networks.

Although most of the algorithms proposed in the literature use the above frequency and significance measures, the measures available in the literature are not limited only to these cases. For example, in [105], the concepts of intensity and coherence are introduced applicable to weighted networks. The intensity and coherence are defined as the geometric mean, and the ratio of geometric to the arithmetic mean of weights of the subgraphs, respectively. Then, the z -score can be modified to *motif intensity* and *motif coherence* scores by replacing the subgraph frequency measures with their intensities. The intensity and coherence measures are used for mining motifs, considered as subgraphs with high values of intensity (in relation to a reference network). The concept of frequency as the number of subgraphs then would be a special case of intensity. In [20], the *unique* concept is used as a measure of significance of subgraphs. This measure is defined as the ratio of the frequency of each subgraph in the original network to the frequency of the same subgraph in the randomized versions of the original network (also, please refer to [111]).

In many of the algorithms proposed in the literature, the edge-disjoint or node-disjoint subgraph embeddings are used for computation of frequency and significance. In [17], a new measure, called “minimum image-based support”, is proposed for frequency computation allowing overlapping subgraph embeddings. This measure is computed as follows for a candidate subgraph s . For each vertex v_i in subgraph s , the number of unique vertices in the original network to which the v_i can be mapped is counted as the frequency of v_i , $f(v_i)$. The frequency of the subgraph, $f(s)$, cannot be more than the minimum of frequencies obtained for $f(v_i)$ for $v_i \in V(s)$. Therefore, considering $f(s) = \min|f(v_i)|$, the frequency $f(s)$ of subgraph s would be an upper bound for actual frequency of subgraph s in the original network (and an upper bound for two other common measures computed based on *simple overlap* and *harmful overlap* definitions [33, 76, 22] and therefore guarantee a superset of subgraphs). Therefore, it can improve the computational complexity of frequency computation in the single network setting. In mfinder [63], the concentration of a subgraph is considered as the frequency of subgraph to the frequency of all the subgraphs in the network with the same number of vertices.

$$C(s_k) = \frac{f(s_k)}{\sum f(s_k)} \quad (4)$$

In [113], it is discussed that the z -score is based on the assumption that the frequencies of motifs are following normal distribution and generating p -values need a large number of randomized versions of the input network. These assumptions might not be correct or feasible in many situations. Instead, they show that geometric Poisson distribution provides more accurate approximations of motif counts and p -values in giant networks in comparison with the assumption of normal distribution.

Pruning strategies: The general approach to the discovery of motifs in single networks is generating candidates (starting from single vertices and edges), selecting the frequent and significant candidates by computing their frequencies or some measures of significance, and using these frequent candidates as the core for the generation of new candidates. This set of tasks is iteratively performed until some stopping conditions are met. The graph isomorphism problem arises when candidates representing identical networks should be identified to avoid redundancy. And the subgraph isomorphism problem arises when the frequency of distinct candidates should be computed in the original network. The proposed algorithms for motif discovery adopt different strategies or pruning mechanism to reduce the computational complexity or memory requirements of the discovery process. One of the most important strategies adopted is downward closure or anti-monotonicity property. In the context of motif discovery problem, this property implies that if a motif, m , has the frequency of $f(m)$, then none of the candidates growing from this motif should have a frequency of more than $f(m)$. Therefore, for two subgraphs m_1 and m_2 , if $m_2 \subseteq m_1$, then $f(m_2) \geq f(m_1)$. This property is extensively used in association rule mining problems [1] in which the ordering of different candidates can be performed with lower complexities than candidate subgraphs. The usefulness of this property in the motif discovery problem depends on the adopted concept of frequency discussed earlier. Figure 3 shows an example of how this property might not be applicable in motif discovery problems. This strategy is not useful when the adopted strategy for frequency computation is F_1 , in which overlapping embeddings without any limitations is permitted. It implies that for problems that discovery of overlapping instances of motifs are of interest, this property does not hold. For example, in some biological networks in which vertices and edges might be involved in multiple functional processes [20]. Also refer to [144, 145] for relevant discussions. Other pruning strategies are size-based [14], in which the candidate generation is stopped once the size of candidates exceeds a pre-defined value, and structural pruning [14, 159] in which candidates for which their isomorphic representations are already assessed are pruned before further evaluation. These strategies are general and known strategies to reduce the effects of the complexities of the motif discovery problem. There are other strategies designed for different steps of the motif discovery problem in different algorithms. We will discuss these strategies when the corresponding algorithms are reviewed.

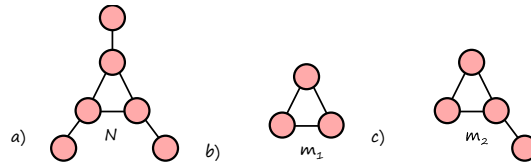


Figure 3: Network and its two subgraphs ($m_1 \subseteq m_2 \subseteq N$). (a): network composed of 6 vertices and 6 edges. (b): Subgraph m_1 with $f(m_1) = 1$ in (a). (c): Subgraph m_2 with $f(m_2) = 3$ in (a).

The number of motifs discovered in single networks is generally very large. One approach is to limit the search to special subclasses of motifs (such as induced, closed, and maximal), which either based on their structural or frequency properties meet some conditions.

Closed subgraphs: A motif m_1 is considered as a closed motif if there is no other motif such as m_2 which $m_1 \subseteq m_2$ and both with the same frequency. The closed motifs can be used to generate all the non-closed motifs [161].

Maximal subgraphs: A motif m_1 is considered as a maximal motif if there is no other subgraph such as m_2 which $m_1 \subseteq m_2$ and m_2 is frequent [161].

Besides, the algorithms can be categorized based on their approach to the structural and frequency exactness. Here we refer to the first category as exact frequency algorithms and the second category as exact isomorphic algorithms. These two categories are defined as follows:

Exact isomorphic algorithms: To compute the frequency of a candidate, the algorithms in this category just consider the exact isomorphic embeddings of the candidate in the network. On the contrary, we consider a second class in which some structural variations are allowed among the candidate and its embeddings in the network being mined. Therefore, in latter algorithms, some similarity functions are used to compute the similarity of the candidate with the embeddings it has in the network.

Exact frequency algorithms: Another approach toward the classification of algorithms is based on the approach adopted toward the computation of frequency. Some of the algorithms produce or count the complete list of embeddings of the candidates in the network to find the motifs. We call these subclass as exact frequency algorithms. In another group of algorithms, instead of mining all the embeddings of a candidate, the frequencies of the candidates are approximated by mining some sample areas of the network. This group is called approximate frequency algorithms as they do not produce the exact frequency of motifs.

Based on the concepts introduced so far, the algorithms proposed for motif discovery can be categorized based on their input data and consideration of temporality. Furthermore, in the review of these algorithms, we noticed that the main differentiating factors in each of these two categories (static and temporal networks) are different. In static networks, the approaches adopted for frequency computation can differentiate the algorithms. Based on this difference, the algorithms mine the single network either to find the complete list of embeddings of subgraphs or just to approximate the frequencies. Besides, some of the algorithms proposed for static networks mine all the subgraphs with a maximum of 4-5 vertices (graphlets). The algorithms proposed for temporal networks, on the other hand, can be categorized based on the features assumed to be dynamic by the algorithm, either the vertices or edges or their associated labels and attributes. Also, some algorithms are proposed for mining temporal networks in the form of data streams. Based on these findings, the following classification is considered (Table 2). In the following sections, the algorithms in each category are reviewed.

Table 2: Classification of motif discovery algorithms

| Network Data | Problem Setting | Mining Category |
|----------------|---------------------------------|----------------------------------|
| Single network | Static single network setting | Exact frequency algorithms |
| | | Approximate frequency algorithms |
| | | Other approaches |
| | | Graphlet mining |
| | Temporal single network setting | Dynamic attributes |
| | | Dynamic topology |
| | | Network data streams |

3 Motif Discovery

In the motif discovery problem, when vertices are all distinctly labeled, we have the minimum amount of complexity for graph and subgraph isomorphism. On the other end of the spectrum, having all the vertices/edges unlabeled or identically labeled, just the structure of the network is of importance. In some cases, it is assumed that vertices can be grouped based on their functionalities, roles, and properties in the network. In this case, these roles might be considered as labels of vertices, which consequently make the problem less computationally expensive. For the classification of motif discovery algorithms based on this

approach, please refer to [18]. In temporal motif discovery, in addition to structure, consideration of the temporal changes of network components is critical as well [40].

The most common approach to identify frequent or significant motifs in a single network setting is based on the frequency of the motifs in the input network in comparison with the randomized versions of the original network. In the following, the algorithms proposed for the motif discovery are classified based on the temporality of the network data. Then, each class will be broken down into different subclasses based on the approaches adopted for motif discovery or the dynamics of the network.

3.1 Static single network setting

One common classification scheme for the algorithms proposed for mining frequent subgraphs in a set of networks is based on the search and candidate generation and enumeration strategies. The same scheme can be used for the algorithms proposed for motif discovery in a single giant static network. For example, the SIGRAM [77] (SIngle GRAPh Miner) is proposed for mining frequent motifs for a single giant network. This algorithm is composed of two sister algorithms: HSIGRAM and VSIGRAM. They are exact isomorphic algorithms and can find all the motifs with (exact or estimated) frequencies of edge-disjoint instances more than a user-defined threshold. The HSIGRAM utilizes a breadth-first search strategy similar to the FSG algorithm [71], and VSIGRAM uses a depth-first search strategy.

In network-transaction settings, the frequency is generally computed as the number of transactions containing candidate subgraphs, no matter the frequency of appearance in each transaction. In contrast, in single network settings, the main challenge is counting the embeddings of subgraphs in the input network. Therefore, it is very reasonable to categorize proposed algorithms based on the adopted strategies to approach this problem. In the following, the algorithms proposed for a static single network setting are classified into two groups based on their approach toward counting embeddings of motifs; exact frequency algorithms and approximate frequency algorithms. For a summary of the algorithms reviewed in this section, please refer to Table 3. Being an exact frequency algorithm does not imply that the algorithm can detect all the frequent subgraphs. It means that for the subgraphs mined, the exact frequencies are computed.

3.1.1 Exact frequency algorithms

In each iteration of algorithms in this category, one or multiple candidates are generated. For each of these candidates, these algorithms can find all the embeddings in the network. Therefore, for the candidates generated, the exact frequencies are computed. However, being able to create all the candidates depends on the strategy they adopt to traverse the search space. Therefore, not all of them necessary can create all the candidates ending in the frequent subgraphs. The SUBDUE [26, 45] is one of the first algorithms developed for motif discovery in single large networks. This algorithm is developed using the minimum description length (MDL) principle [128] to iteratively find motifs. After each iteration, all the embeddings of each discovered motif are replaced by one vertex with an updated label corresponding to the motif which the new vertex represents. The discovered subgraphs are evaluated based on their ability to compress the input network (considering the bits required to encode the subgraph and the input network after replacing all the embeddings of the subgraph in the input network by the new vertex). The iterative nature of SUBDUE, along with the replacement of discovered subgraphs, makes it possible to finally represent the data in a hierarchical form, which increases the interpretability of the network representation. The SUBDUE can be set up to discover embeddings with a predefined level of structural variations. The allowed variations are controlled by defining costs for structure modification operations such as insertion, deletion, and substitution of the vertices and edges. In addition to the MDL principle, the discovery process can be guided by domain-dependent or independent background knowledge, which positively or negatively bias the discovery process toward specific types of motifs. The SUBDUE does not use a graph isomorphism technique, and it is shown that in very large networks (or transactions), or networks with high degrees of randomness, SUBDUE is not

very successful [28]. Besides, it might miss some of the motifs due to the greedy search strategy adopted by this algorithm [55, 56].

The B-GBI (Beam-wise Graph-Based Induction) algorithm [90] utilizes a beam-wise search strategy for mining frequent motifs. This algorithm is an improved version of the GBI [163, 89], and CLIP [162], two other previously developed subgraph mining approaches. The B-GBI can be implemented with different evaluation functions besides subgraph frequency. Therefore, it can find discriminatory or contrast subgraphs. The idea is to find the most “typical” patterns iteratively. The typicality can be defined based on some measures of interest, such as the frequency of subgraphs. In each iteration, multiple patterns are selected, ranked based on their measure of typicality, and replaced with a new vertex. The B-GBI is greedy, and finding the most typical patterns or frequent subgraphs is not guaranteed. To prevent miscounting identical subgraphs created in different iterations or from different typical patterns, B-GBI uses canonical labeling. The canonical labeling or form is a code that represents the isomorphism class of a network. In other words, all the isomorphic networks have identical canonical labeling. In B-GBI, the labels of vertices and their degrees are used to produce canonical labeling of networks and to narrow down the combinatorial search space.

The B-GBI is modified to CL-GBI (ChunkingLess Graph-Based Induction) [101] in which the frequent subgraphs are not collapsed. Instead, they are used to create *pseudo-nodes*. This modification helps to detect overlapping embeddings of induced and general frequent subgraphs, which can be considered a significant feature. The CL-GBI can be applied to both single network and network-transaction settings.

The HSIGRAM and VSIGRAM algorithms for mining a complete set of frequent subgraphs in a single, not necessarily connected, network are proposed in [72, 76]. It is assumed that the network is undirected, sparse, and labeled. They use *overlap networks* for frequency computation. In the overlap network, the vertices represent non-identical embeddings of a subgraph. Each pair of vertices in the overlap network are connected if the corresponding embeddings of the two vertices have at least one edge in common. The maximum independent set (MIS) of this overlap network is used to find the set of edge-disjoint embeddings for frequency calculation (the approximate versions of MIS also are proposed to improve the computational time). Both algorithms use canonical labeling [71] for checking the graph isomorphism. The main difference between the two algorithms is the search strategy. The HSIGRAM employs a breadth-first search strategy to generate size- $k + 1$ candidates from size- k subgraphs. To join the pairs of size- k subgraphs, they have to have the same $k - 1$ subgraph. For each size- k subgraph, there might be up to k size- $k - 1$ subgraph. Therefore, to modify the search space, a set composed of two size- $k - 1$ subgraphs of each size- k subgraph is generated, including the two size- $k - 1$ subgraphs with the smallest canonical labeling (or one size- $k - 1$ subgraph if the two smallest canonical labelings represent the same network). If the sets for the two size- k subgraphs intersect, they are joined to form a size- $k + 1$ candidate subgraph.

On the other hand, VSIGRAM, which is faster, employs a depth-first search strategy, in which, to prevent generating any duplicate candidates for each subgraph of size $k + 1$ a unique parent of size k is specified. The child subgraph of size $k + 1$ can be generated just from this parent. The idea behind this algorithm is then used in FPF, *frequent pattern miner* algorithm [132, 134] to mine all the frequent patterns with specific size under different concepts of frequency introduced earlier (e.g., F_2 and F_3). This algorithm is implemented in MAVisto [133] proposed for mining a complete set of motifs in a single network under three different frequency concepts for a given number of nodes or edges. MAVisto can compute the p -value and z -score of motifs detected in comparison with the frequency of the same motifs in randomized versions of the network. The gApprox [23] is an exact frequency algorithm in this category, allowing for isomorphism with structural variations. The gApprox uses two vertex penalty and edge penalty to estimate the (dis-)similarity of two subgraphs. The user provides the maximum approximation similarity. The gApprox also uses the edge-disjoint mechanism to make the downward-closure property possible.

GREW [75] is proposed to find exact isomorphic and vertex-disjoint motifs with a frequency of more than a user-defined threshold. This algorithm mines iteratively frequent motifs and generate new candidates by combining previously identified frequent motifs connected by at least one edge. It also keeps track of frequent motifs and collapses the frequent ones into a new vertex with a new label representing the collapsed motif. By following this candidate generation approach, the size of subgraphs being mined in each iteration

doubles, which makes the algorithm faster than algorithms generating candidate by adding one edge or vertex in each iteration at the expense of potentially losing some frequent subgraphs. In comparison with the SUBDUE, the developers of GREW show that it can find larger motifs (up to size 16, the largest they found with SUBDUE is 10) in shorter times.

In [109], the maximal motifs are defined as motifs, which are both edge-maximal and vertex-maximal, meaning that no edges and no vertices can be added to the motifs without changing their occurrence list. For storing the location of vertices and edges, a compact list is created. This list is produced once and prevent any duplicate generation of locations. In [61], the Kavosh algorithm is proposed for finding the frequent motif of size k . This algorithm can mine overlapping embeddings. The developers show that it can mine motifs of size more than eight. For the graph isomorphism problem, Kavosh relies on the nauty algorithm [92, 93]. The nauty is known as one of the most efficient algorithms for graph isomorphism [34]. For enumeration, a new efficient algorithm is proposed in Kavosh in which subgraphs of size k are enumerated. First, for each vertex v , all the subgraphs that include v are mined. Then, the v is removed from the network. This vertex-based discovery is iteratively repeated for all the vertices remained in the network. The significance of the motifs is computed in comparison with randomized versions of the original network with the same degree distribution. Another algorithm in this category, NeMoFinder [20], can mine frequent motifs up to size 12. Starting from size-2 trees, it first mines all the size- k trees. Using frequent size- k trees, NeMoFinder partition the original network into multiple networks. The general subgraphs are created from identified trees as new candidates. The frequencies of candidates are checked in the partitions using a modified version of the SPIN algorithm [49, 50] based on different frequency concepts. The frequency and uniqueness of discovered subgraphs are computed and compared with randomized versions of the original network.

It is discussed in [167] that the number of frequent subgraphs increases by the size of the subgraph. It implies that if larger frequent subgraphs are composed of smaller frequent ones, and these smaller ones are already detected, then we might be able to generate the larger frequent subgraphs with a complexity less than a standard pattern growth approach. In [31], it is proved the all the connected motifs with more than three edges can be constructed from four basic building patterns (Fig. 4). Based on this observation, the algorithm proposed in [31] first identifies the maximum independent set of embeddings of these four patterns. All other candidates are generated with a join operation of a frequent subgraph and any of these four basic patterns if they share at least one edge. Then, the edge-disjoint embeddings for candidates are counted. The algorithm is designed to mine all the frequent subgraphs with a specific size given a support threshold.

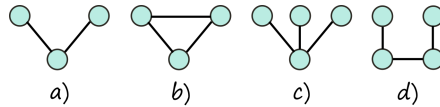


Figure 4: The four basic building patterns used for motif discovery in [31]

3.1.2 Approximate frequency algorithms

The algorithms proposed for motif discovery in a single giant network is generally very limited on the size or the number of motifs they can discover. It is due to the exponential increase in the computational complexity of the problem with the size of the input data or the size of the motifs. Therefore, to identify frequent motifs, many approaches have been proposed which approximate the frequency of subgraphs instead of exhaustive counting or enumeration of subgraphs. The SEuS [37] is one of the algorithms in this category developed for detecting frequent motifs in a single network (also, it can be applied to network-transaction setting). Although the SEuS allows the instances of motifs to overlap, it meets the downward closure property by stopping the expansion of subgraphs as soon as the subgraph is not frequent any more. The SEuS is an interactive mining algorithm in the sense that it allows the user to stop the mining process for interim exploratory data analysis on the detected motifs. It is an approximate frequency algorithm due to its utilization of a data summary for counting the frequency of motifs as an upper bound for the motifs' actual

frequencies. The candidate generation method is level-wise and performed by adding single edges, which may or may not add a new vertex to the motifs. Later, the exact frequency of motifs that have an estimated frequency more than the threshold can be evaluated and confirmed. For the graph isomorphism problem, the SEuS uses the nauty package [92, 93]. The developers of SEuS compare their results with SUBDUE and show that in larger databases, SEuS outperforms SUBDUE. The efficiency of SEuS and SUBDUE in small databases is comparable.

Another algorithm in this category is mfinder developed based on a “sampling method for subgraph counting” [63]. This algorithm samples the subgraphs employing a systematic method to prevent potential biases and estimate subgraphs’ frequency in the original network. Increasing the number of sampling iterations improves the accuracy of estimated frequencies. However, they show that even with small sampling iterations, good precision can be obtained. Another similar tool is FANMOD [155, 154] developed based on the RAND-ESU, as an “unbiased subgraph sampling algorithm” [153], which is able to find motifs with the number of vertices equal or less than eight. This algorithm can enumerate or sample from a giant network, adopts nauty package [92, 93] for checking graph isomorphism and preventing over-counting.

Grochow and Kellis [38] introduces a *motif-centric* approach based on a *symmetry-breaking technique* which produces larger motifs (up to 15 vertices). It searches exhaustively (or by sampling) for query subgraphs in a giant network. Therefore, a subgraph set is produced, and then the algorithm is applied to the set. The algorithm introduces a technique to avoid over-counting subgraphs due to their structural symmetries. Using network invariants such as vertices’ degrees and vertices’ neighbors’ degrees, it mitigates the complexities of the isomorphism problem. The candidate subgraphs are evaluated by comparing their frequencies in the input network and the randomized version using z -score. The proposed algorithm also can be used for anti-motif discovery (subgraphs significantly less frequent than their counterparts in the randomized networks). However, they applied their algorithm on relative small networks (1379/2493 and 685/1052 vertices/edges). Another algorithm for mining motifs and anti-motifs is proposed in [10]. This algorithm introduces a novel heuristic approach for graph isomorphism, which makes it possible to mine motifs and anti-motifs of size 8. This heuristic is based on a set of invariants (invariant vertex labels and network labels). These invariants can label and differentiate all the subgraphs uniquely up to size eight. MODA [104] adopting a pattern growth approach has been able to find larger motifs (more than eight vertices). It also uses the symmetry-breaking technique and starts from trees of size k , finds the frequent subgraphs, and iteratively expands and evaluates them. Also, for improving efficiency, MODA can use a sampling approach, which in this case, the frequency would be approximated. The developers express that this approach does not work acceptably for motifs with more than ten vertices.

Many of the algorithms in this category proposed in the literature adopt one of the Markov chain Monte Carlo or color-coding strategies for estimating frequencies. The general approach for the first group is to create a network composed of (distinct) induced candidate subgraphs as vertices. In the generated network, two vertices are connected if the two subgraphs that each pair of vertices represent are different by one vertex. Then a random walk is started. It is assumed that random walk stops uniformly on the vertices after some walks, (*mixing time*). And, repetition of the random walk provides the number of times each subgraph has been visited. The number of visits of each vertex is an estimation of the frequency of the induced subgraph that vertex represents. The second approach is color-coding. These two methods are compared in [16]. For color coding, different approaches can be used. In [16], a modified version of the color-coding method by [5] is adopted in which it starts with sampling and counting with non-induced tree graphlets (treelets) and is generalized to induced graphlets (For the discussions on graphlets and treelets, please refer to subsection 3.1.4). They show that, in general cases, the frequencies estimated by the Monte Carlo are not always reliable. On the other hand, the color-coding approach provides a more accurate estimation, even for larger networks and graphlet sizes. However, it is not cost-free. Based on the experiments reported in [16], for induced subgraphs composed of three to seven vertices, the running time is comparable. However, the color-coding approach needs more space.

In [83], an approach is proposed for the detection of stochastic network motifs. The stochastic motifs are defined as frequent subgraphs with stochastic edges, i.e., edges of each motif have a probability of presence, contrary to other approaches that assume that edges are either present or not. Their approach can

be implemented using regular subgraph sampling and network isomorphism tests. In [83], the approaches proposed by FANMOD [155, 154] are used. Then, a finite mixture model is adopted for the identification of motifs, assuming that edges appearing in a motif are independent of each other. Using the synthetic and real-world data, they show that following a stochastic approach is more robust in the detection of network motifs in comparison with baseline deterministic approaches. Two random walk-based approaches, mix subgraph sampling (MSS) and pair-wise subgraph random walk (PSRW), are proposed in [149]. The sampling is conducted based on the subgraph random walk approach as a modified version of the regular random walk over k -vertices connected induced subgraph (CIS) relationship network, $G^{(k)}$. The relationship network is composed of the set of all the k -vertices CISs as vertices. Then two vertices are connected if the two corresponding k -vertices CISs have $k - 1$ vertices in common. The main difference between the PSRW and MSS is in the sampling approach adopted. In PSRW, the k -vertices CISs are sampled by applying subgraph random walk over $G^{(k-1)}$. In MSS, the subgraph random walk is applied to $G^{(k)}$ to estimate the concentration of subgraph classes of size $k - 1$, k , and $k + 1$ at the same time. They show that adopting these random walk-based sampling approaches, it would be possible to produce a more accurate and unbiased estimation of motif frequencies with a significantly lower number of samples. In [42], the Waddling Random Walk (WRW) is introduced as a sampling-based approach based on random-walk. Another contribution of this algorithm is that it allows directing the mining process toward specific motifs. They show that their approach outperforms other state-of-the-art sampling-based motif discovery approaches.

A domain-specific algorithm in this subcategory is RiboFSM [36] developed for mining frequent subgraphs in *directed dual graphs* in the context of RNA structures. In directed dual graphs, vertices represent complementary regions, and edges represent unpaired nucleotides. Complementary regions are regions of two sequences with complement nucleotides. The RiboFSM is a sampling-based algorithm, and significant patterns are identified in comparison with the randomized version of the original network.

To identify the significant motifs in the algorithms proposed for motif discovery based on sampling, it is quite common to compare the frequency of subgraphs with the frequency of the same subgraphs in the randomized versions of the original network. It requires both generating randomized versions of the original network and implementation of motif discovery algorithms on each of the generated randomized networks. Both steps are generally computationally expensive. The analytical formulation of the distribution of motifs in random networks could eliminate both the generation and motif discovery in randomized networks. For this purpose, multiple approaches have been developed to minimize this cost. In [154], a randomized version of the input network with the same degree distribution without explicit generation of the random network is used to identify significant subgraphs. Another approach is proposed in [88] in which probabilistic models are developed to estimate the mean and variance of the frequency of subgraphs of size 3 and 4 in random networks. Therefore, it would be possible to determine the significance of motifs based on the mean and variance of these subgraphs without generating randomized networks.

3.1.3 Other approaches

The algorithms proposed for motif discovery in single giant networks can be categorized in one of the categories discussed above. However, there are some algorithms that can be differentiated from other algorithms in the literature by their unique features. For example, MotifMiner [110, 25] is developed for mining frequent motifs in large biological networks of vertices with spatial coordinates, assuming that the function of biochemical compounds relies on their spatial structure. The proposed toolkit for this algorithm can handle mining both intra-molecule and inter-molecule motif discovery. The interaction forces between pairs of atoms are inversely related to the distance between them. Using this fact, MotifMiner just includes atom-pairs into frequent motifs in which the Euclidean distance between one vertex and at least one another vertex in the motif is less than a user-specified threshold. This process is called *range pruning*. Two networks are assumed to be isomorphic if employing a set of spatial translations on one network can produce the second network. The MotifMiner uses two approaches to handle potential noises: discretization and equi-width binning of Euclidean distances for handling minor fluctuations and recursive fuzzy hashing for relaxing exact matching. Also, it uses three approaches for improving performance: depth-first pruning, dynamic duplicate screening

(that discard duplicates candidate during the running time), and analyzing polymer backbone (when the global structure of compounds are of interest).

Another approach called SpiderMine is proposed in [167] in which the objective is to mine the top k largest frequent subgraphs in a single network (k is specified by user). This approach identifies the probabilistically promising growth paths in the network that result in the largest frequent subgraphs. To accomplish this mining objective, SpiderMine mines r -spiders, frequent subgraphs with a head node in which path distances of all the vertices in the subgraph from the head is less than r (i.e., subgraph is r -bounded from the head). It is proved that SpiderMine can find the top- k largest patterns with a probability of $1 - \epsilon$ in which the ϵ is also a user-specified error threshold.

GRAMI [32] is another algorithm in this group which instead of enumerating or counting all the embeddings of a subgraph, finds a minimum set of embeddings which makes a candidate frequent. GRAMI solves a constraint satisfaction problem at each iteration of the algorithm to find the frequent subgraphs. They adopt the minimum image-based support discussed earlier and proposed in [17] for computing the frequency. The GRAMI is customized for special tasks as well. The first extension is pattern mining instead of subgraph mining, in which patterns are considered as substructures which incorporate indirect relationships between vertices. Therefore, it can replace edges with paths. Two other extensions of GRAMI are CGRAMI and AGRAMI. The CGRAMI is developed to include user-defined *structural* constraints, such as the number of vertices and edges or maximum degree of vertices in mined subgraphs, or *semantics* constraints, such as subgraphs containing a specific set of vertex or edge labels or with a particular number of different labels. The AGRAMI, developed for scalability purposes, is an approximate frequency version of GRAMI, which, although might miss some of the frequent subgraphs, all the returned subgraphs are frequent.

3.1.4 Graphlet Mining

A subcategory of motif discovery is graphlet mining. Graphlets are defined as connected and induced subgraphs. In the literature, the size of graphlets rarely exceeds 4 or 5 vertices. The graphlet of size k is called k -graphlet. The 1-graphlet and 2-graphlet are the vertices and edges of the network, respectively, and, therefore, are considered as trivial graphlets. A graphlet is called a *tree graphlet* (or *treelet*) if it is a tree, otherwise it is called a *cyclic graphlet* [11, 16]. Figure 5 shows all the connected graphlets up to size 5 vertices. The frequencies of graphlets are used to produce *graphlet frequency distribution* (GFD). The GFD is a vector of the frequency of different graphlets. This distribution is suggested to be a fingerprint of the network. Please note that in creating the GFD, we are interested in all the graphlets, either frequent or infrequent (or it can be assumed that the frequency threshold is very low, and therefore all the subgraphs composed of less than 4 or 5 vertices are captured). Graphlet mining is generally proposed for single network settings. Having the distribution of graphlet frequencies, then different networks can be compared and classified. For some of the applications of graphlet mining, refer to [2, 21].

Multiple exact frequency and approximate frequency algorithms have been proposed for graphlet mining. For example, ESCAPE [114] is proposed for *counting without enumeration* of subgraphs composed of 5 or less vertices. ESCAPE, utilizing a set of axioms, uses the counts of some of the subgraphs to compute the count of other subgraphs. In other words, there are 6 and 21 connected (and 5 and 11 disconnected) subgraphs of size 4 and 5, respectively. The authors express that using a precisely selected subset of these subgraphs, the frequency of other subgraphs can be calculated. Also, the counting of the subgraphs in the selected subset can be performed pretty fast. The main idea is that for counting the graphlets, we do not need to enumerate all the embeddings of the subgraphs exhaustively. Instead, we can use the counts of other already counted graphlets to compute the frequency of other graphlets. They show that this algorithm is significantly faster than approaches including the enumeration of all the embeddings. They also use a modified approach developed previously for counting triangles to be used for graphlets of sizes 4 and 5, which makes the algorithm even faster than other similar approaches without enumeration step (such as PGD [2] discussed in section 4). Another counting without enumeration approach is GUISE [11]; an approximate algorithm developed based on a Markov chain Monte Carlo uniform sampling strategy and random walk.

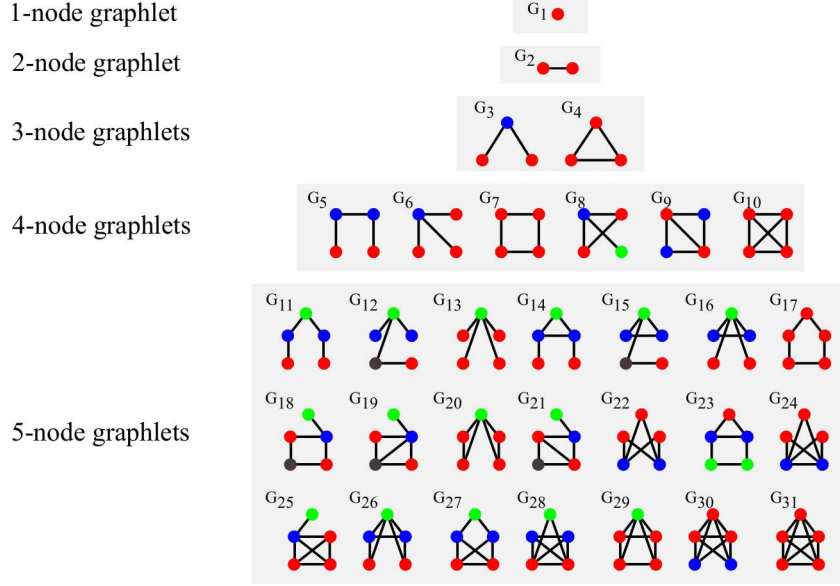


Figure 5: The graphlets composed of up to 5 vertices (also refer to [11, 115]). The vertices with the same color in each graphlet create an orbit. These vertices can map onto each other in an isomorphism of a graphlet to itself.

It approximates the frequency of graphlets without enumeration in samples drawn from the input network. GRAFT [117] is another approximate frequency algorithm for the creation of graphlet frequency distribution for subgraph up to 5 vertices. This algorithm samples edges based on a stratified sampling strategy. Then, for each edge, the partial count of graphlets having this edge is counted. The frequency of different graphlets is estimated using these partial counts.

Focusing on relative frequency or *concentration* of k -graphlets (instead of exact frequencies), an approximate frequency random walk-based algorithm proposed in [21]. This algorithm can find graphlets without any size limitation. For estimating relative frequency or percentage of different graphlets of size k , this algorithm adopts a random-walk based sampling approach. Based on the *strong law of large numbers* for Markov chains, the authors show that this algorithm provides an unbiased estimator of actual relative frequencies with an analytical bound on the sample size.

A exact frequency algorithm (implemented as a tool called RAGE) is proposed in [85] for counting graphlets of size four or less. The algorithm can accurately count all the (both induced or non-induced) graphlets in the network. Based on the positions that vertices can take in different graphlets, the proposed algorithm counts the graphlets with respect to these positions. A similar approach is adopted in [44] in which orbits are considered as automorphism groups which vertices of graphlets can participate in, meaning that the vertices are in the same orbit if we can map the vertices onto each other in an isomorphism of a graphlet to itself. There are 30 graphlets composed of 2 to 5 nodes, forming 73 orbits. These orbits are represented as colored vertices in Figure 5. The vertices with the same color are considered in the same orbit, implying we can map them to each other in an isomorphism of the graphlet to itself. Hočevár and Demšar [44] propose Orca, an algorithm which, instead of direct enumeration of graphlet embeddings, count the frequency of orbits (or the number of times a specific vertex appears in different graphlets) by the combinatorial relationships and creation of systems of equations among them. They show that employing this approach outperforms some of the state-of-the-art algorithms for graphlet counting. In this case, the orbits frequency distribution can be used as a set of features for evaluation and comparison of different networks.

Table 3: Algorithms for motif discovery in static single network setting

| Algorithm | Exact isomorphic ^a | Complete ^b | General ^c |
|---------------------------------|-------------------------------|-----------------------|----------------------|
| Exact frequency algorithm | | | |
| (H/V)SIGRAM [72, 76] | ✓ | both | ✓ |
| SUBDUE [45, 26, 28] | both | - | ✓ |
| B-GBI [90] | ✓ | - | ✓ |
| CL-GBI [101] | ✓ | ✓ | ✓ |
| FPF (MAVisto) [132, 133] | ✓ | ✓ | ✓ |
| gApprox [23] | - | ✓ | ✓ |
| GREW [75] | ✓ | - | ✓ |
| Parida [109] | ✓ | ✓ | - |
| NeMoFinder [20] | ✓ | ✓ | ✓ |
| Kavosh [61] | ✓ | ✓ | ✓ |
| Elheshha and Kahveci [31] | ✓ | ✓ | - |
| Approximate frequency algorithm | | | |
| SEuS [37] | ✓ | - | ✓ |
| mfinder [63] | ✓ | - | ✓ |
| FANMOD [155] | ✓ | both | ✓ |
| RAND-ESU [153] | ✓ | - | ✓ |
| Grochow and Kellis [38] | ✓ | both | ✓ |
| MODA [104] | ✓ | both | ✓ |
| Baskerville and Paczuski [10] | ✓ | - | ✓ |
| Liu et al. [83] | - | - | ✓ |
| RiboFSM [36] | ✓ | - | - |
| Other approaches | | | |
| MotifMiner [110, 25] | - | - | ✓ |
| SpiderMine [167] | - | ✓ | ✓ |
| GRAMI [32] | ✓ | ✓ | ✓ |
| AGRAMI [32] | ✓ | - | ✓ |
| CGRAMI [32] | ✓ | - | - |
| Graphlet mining | | | |
| ESCAPE [114] | ✓ | ✓ | - |
| RAGE [85] | ✓ | ✓ | - |
| GUISE [11] | ✓ | - | - |
| Chen et al. [21] | ✓ | - | - |
| Orca [44] | ✓ | ✓ | - |
| GRAFT [117] | ✓ | - | - |
| Bressan et al. [16] | ✓ | - | - |
| WRW [42] | ✓ | - | ✓ |
| PSRW [149] | ✓ | ✓ | - |
| MSS [149] | ✓ | ✓ | - |

^a If the algorithm mines exact isomorphic subgraphs.^b If the algorithm mines all the frequent subgraphs.^c If the algorithm mines different types of subgraphs (in contrast to special types such as induced, closed, or maximal subgraphs).

3.2 Temporal single network setting

In cases where attributes of vertices and edges are dynamics or the set of vertices or edges of the networks are changing over time, overlooking these changes might impact the findings negatively. Therefore, algorithms proposed in this subclass are concerned with the dynamic or temporal changes of the network through

insertion or deletion of vertices and edges, or through changes of weights or labels of vertices or edges over time. The algorithms in this category can be categorized based on the changes they focus on, the changes in the attributes of vertices and edges, or the topological changes in the network in the form of vertex and edge insertion and deletion. For a summary of the algorithms reviewed in this section, please refer to Table 4.

3.2.1 Dynamic attributes

One of the proposed algorithms in this subclass is Trend Motif [58, 59]. In this algorithm, motifs are defined as subgraphs that show consistent changes (trends) over sub-intervals of time (either decreasing or increasing). The trend can be evaluated at both vertex-level (when the weight of the vertex is increasing or decreasing over sub-intervals of time) and subgraph level. They consider the maximal trends as well (trends which are not a subset of other trends). Two subgraphs are considered isomorphic if their corresponding labeled induced forms are isomorphic, and vertex-level trends are identical in both subgraphs. And the motifs are considered frequent if there is more than a pre-defined ratio of isomorphic edge-disjoint (with at most one vertex in common among instances) subsets of vertices in comparison with the randomized version of the network. Both frequency and z -score significance can be computed for the identification of motifs. The Trend Motif adopts a depth-first search strategy, finds the maximal trends at the vertex-level first, and remove all the vertices that do not have a significant trend to narrow down the search space. In this algorithm, each vertex might have two types of attributes, a dynamic attribute and a fixed label, at the same time. For example, in [58], the dataset is composed of a time series of shares of different countries to the global economy. The vertices are countries with known labels, while each can have positive or negative trends of the share of the country over time. Then, the objective is to find motifs (composed of countries) showing consistent dynamics over all instances of the motif (motif might have vertices with positive or negative trends). The considered datasets in [59] have 196/375/52, 116/887/250, 116/607/250, and 6105/8815/18 vertices/edges/snapshot and are relatively small.

3.2.2 Dynamic topology

In [15], a sequence of n networks (or time series of networks) representing one single network is defined as $N_{ts} = \{N_1, \dots, N_n\} = (V, E, m)$ in which all the networks in the sequence have the same set of vertices, V . However, the edges might be deleted or inserted over time. In this definition, E is the set of all the edges in the n network and m represents a mapping from E to a binary, $m : E \rightarrow \{0|1\}^n$, showing the (lack of) presence of edges in the network via a string. Then, $N_2 = (V_2, E_2, m_2)$ is considered a *topological subgraph* of $N_1 = (V_1, E_1, m_1)$ if $V_2 \subseteq V_1$, $E_2 \subseteq E_1$, and $m_1(e_1) = m_2(e_2)$ for all $e_1 \in E_1$ and $e_2 \in E_2$. Also, $N_2 = (V_2, E_2, m_2)$ is considered a *dynamic subgraph* of $N_1 = (V_1, E_1, m_1)$ if $V_2 = V_1$, $E_2 = E_1$, and $m_2(e_2)$ is a substring of $m_1(e_1)$ for all $e_1 \in E_1$ and $e_2 \in E_2$. In other words, in the topological subgraph we have a subset of vertices and edges of the supergraph but both on the same n sequence. The detected subgraphs have all the vertices and edges of the supergraph, but just in a sub-interval of the n sequence. A dynamic subgraph is frequent if it appears in a more than a pre-defined number of times in the sequence. Considering that instances of a subgraph can start and end from and in the same or different networks in the sequence, two sub-groups of frequent dynamic subgraph mining can be defined; synchronous (when they start from and end in the same network in the sequence), and asynchronous. Also, it is expressed that subgraph mining on these sequences of networks can be performed in two ways. Mining frequent topological subgraphs and then identification of dynamic subgraphs in the mined frequent topological subgraphs. Or, integrating the two steps of mining frequent topological subgraph and mining frequent dynamic subgraphs. For the mining frequent topological subgraph, the algorithms proposed in the literature of subgraph mining in static networks can be adopted. In [15], the GREW algorithm [75] has been modified to find frequent dynamic subgraphs in each iteration.

In [69], the Δt -adjacent edges and Δt -connected edges are defined. Two edges that have one vertex in

common and the duration between the start time of the second edge and end time of the first edge is not longer than Δt is called Δt -adjacent. A sequence of edges in which all the consecutive pairs are Δt -adjacent is called Δt -connected edges. Then, a *valid temporal subgraph* is defined as a subgraph in which all the Δt -connected edges of all the vertices in the subgraph are consecutive. For every edge in the network, there is a maximal subgraph in which all the edges are Δt -connected, and no other edges can be added to the subgraph and keep the subgraph still Δt -connected. The proposed algorithm finds all the maximal subgraphs for each edge in the network; among them, all the valid subgraphs are identified, and isomorphic subgraphs and temporal motifs are mined. They explain that comparing motifs concentration in the original network and randomized version of the network might be an option. However, due to biases that might arise by using null-models (randomized network), they propose comparing the motifs concentration in different regions of the same network or at different times in the network’s temporal range.

Another algorithm in this category is COMMIT [40] proposed for mining communication motifs in dynamic interaction networks. In this algorithm, the temporality of edges is shown as multi-edges in cases where there is more than one communication between two vertices at different times. This algorithm converts the temporally connected components of the giant network into interaction sequences (a component to be temporally connected should have every pair of vertices to be Δt -connected). Then, frequent subsequences in interaction sequences are mined to form candidate subgraphs. These candidates are then converted back to networks, and motifs are mined. The mapping of connected components to the sequence interactions is performed using a total ordering on the network edges. For doing that, vertices are labeled with their degrees, and edges are labeled with the degrees of their two endpoints. They also define an edge containment constraint to guarantee the presence of subgraph relations in the sequence space, (i.e. if subgraph s_2 is a subgraph of s_1 , $s_2 \subseteq s_1$, the corresponding sequences generated using the map function, \mathcal{M} , show containment relations too, $\mathcal{M}(s_1)$ contains $\mathcal{M}(s_2)$). After mapping the connected components of the network to sequence interactions, the subgraph mining problem is reduced to mining frequent subsequences, which can be performed with lower computational complexity. However, to make sure that no two different subgraphs are mapped to the same sequence, the mined frequent subsequences are converted back to networks to finalize the true list of motifs.

Two concepts of communication motifs and maximum-flow motifs are introduced in [166]. For communication motifs, a time window W is considered, which represents the duration of information validity. For each edge in the motifs, there is at least one W -adjacent edge in the motif. Also, to make it possible to identify motifs representing information propagation, they introduce the L -support defined as an upper-bound for the number of embeddings that contribute to the total frequency of the motif at different time points. This strategy consequently forces the algorithm to detect the motifs not only frequent but distributed over time. Representing edges in the form of $e_i = \langle u_i, v_i, t_i, \delta_i \rangle$, in which the u_i and v_i are the two endpoints of the communication, t_i is the start time of communication, and δ_i is the duration of communication, they quantify the probability of information propagation in each motif looking at pairs of edges. The two connected edges, $e_i = \langle u_i, v_i, t_i, \delta_i \rangle$ and $e_j = \langle u_j, v_j, t_j, \delta_j \rangle$ maximize the flow if and only if for all other edges in the motif such as $e_k = \langle u_k, v_k, t_k, \delta_k \rangle$, we have $\delta_j / (\delta_i \times (t_j - t_i)) > \delta_k / (\delta_i \times (t_k - t_i))$. To evaluate the significance of the motifs, they use randomized versions of the input network.

An algorithm is proposed in [108] for counting temporal k -node and l -edge motifs (they focus more specifically on star and triangle patterns). The considered network data is a single network with edges labeled with time points in which the edge is active and represented as (u_i, v_i, t_i) where $u_i, v_i \in V$. The times in which edges are active, t_i , are unique, which makes it possible to order all the edges according to t_i values strictly. They define δ -temporal motifs as motifs in which all the edges are active during δ units of time, and their induced static motif is connected. The motifs considered are very small, having a maximum of three nodes and three edges. This algorithm is based on counting (without enumeration). Another algorithm is proposed in [82] for mining temporal motifs in heterogeneous information networks (HINs), and more specifically, *fusiform* motifs in which two node types are connected through multiple intermediate node types. The proposed algorithm uses dynamic programming.

3.2.3 Network data streams

In [120], an algorithm, StreamFSM, is proposed for mining frequent subgraph in a single giant network when the graph data is updated with new streams of the network data in the form of updates of vertices and edges (including the addition of new vertices and edges). The cases of deletions of vertices and edges are not considered because it requires updating and recalculation of the frequency for the subgraphs with now-deleted vertices or edges. The frequency of subgraphs, therefore, is changing with time. After the new data is received, it is added to the giant network. The neighborhood region for each new edge in the giant network (1-hop neighborhood around two endpoints of the added edge) is extracted. Each extracted neighborhood is then considered as a transaction. A network database is created from these transactions in each iteration. Then, subgraph mining algorithms in network-transaction setting are used to mine frequent subgraphs in the network database (In [120], gSpan [159] is mentioned). The frequency threshold for this step is considered very low to make sure the frequent subgraphs are retrieved (however, this approach does not guarantee to discover all the frequent subgraphs). Then, the mined frequent subgraphs are used to update the repository of candidate subgraphs for the giant network. By each update, some of the subgraphs which have not been considered frequent might change to be frequent after the update. Also, after each update, frequent subgraphs can be reported from this repository based on another pre-defined frequency threshold.

An algorithm is proposed in [99] for mining motifs in a topologically evolving network. It can count both overlapping and edge-disjoint embeddings of subgraphs. To count the edge-disjoint embeddings, they use an *overlap network* for each subgraph composed of all the (overlapping) embeddings of the subgraph as vertices. The vertices in the overlap network are connected if their corresponding embeddings share at least one edge. The creation of a set of edge-disjoint embeddings is performed by iteratively finding the vertex (embedding) with the smallest degree, recording this embedding, and removal of all other nodes connected to this vertex. The final list of recorded embeddings gives the list of edge-disjoint embeddings for each subgraph. After having these lists of all the edge-disjoint embeddings for the network at iteration 0, in the next iteration of network evolution, these lists are updated. If an edge is deleted, all the embeddings which include this edge will be removed as well, and the list of all the embeddings is updated. If a new edge is added, the neighborhood of this new edge is examined for the embeddings containing the new edge, and the list is updated. To speed up these operations, an *edge compressed bitmap* is created containing the list of all the embeddings for each edge in the network. To update the list of edge-disjoint embeddings, if a new edge is added to the network, the process is similar to the case of a list of all embeddings, unless the new edge creates new embeddings with edges already included in the list of edge-disjoint embeddings, which in this case the new edge has no impact on this list. The deletion of an edge from the network, however, needs more investigation. The elimination of an edge might result in the removal of an embedding from the list of edge-disjoint embeddings. It should be checked if there is another embedding in the network which has other edges (but not the deleted edge) in common with the deleted embedding (and it was removed in the first place due to the presence of the now-deleted embedding), if yes, this embedding should be added to the list. For finding this embedding, the neighborhood of the deleted edge is examined. They evaluated their algorithms on relatively small motifs, composed of three (with two or three edges) or four vertices with three edges.

4 Algorithms for CPU-bound and I/O bound problems

One of the main assumptions made in the algorithms proposed for the motif discovery problem is that the data of the single network can fit into the main memory, or the computational resources of the local machine suffice the processing steps required for candidate generation and frequency computation. With the increasing amount of network data being produced in different domains, this assumption might not be valid in some applications. Having these (I/O or CPU-bound) limitations in mind, some algorithms are proposed for motif discovery when the single network cannot be held in the main memory, or the processing should be performed in parallel or distributed mode. In the following, some of these algorithms are reviewed, and

Table 4: Algorithms for motif discovery in temporal single network setting

| Algorithm | Exact isomorphic ^a | Complete ^b | General ^c |
|------------------------|-------------------------------|-----------------------|----------------------|
| Dynamic attributes | | | |
| Trend Motif [58, 59] | ✓ | ✓ | ✓ |
| Dynamic topology | | | |
| Dynamic GREW [15] | ✓ | - | ✓ |
| Kovanen et al. [69] | ✓ | ✓ | ✓ |
| COMMIT [40] | ✓ | - | ✓ |
| Paranjape et al. [108] | ✓ | ✓ | - |
| Li et al. [82] | ✓ | ✓ | - |
| Network data streams | | | |
| StreamFSM [120] | ✓ | - | ✓ |
| Mukherjee et al. [99] | ✓ | - | ✓ |

^a If the algorithm mines exact isomorphic subgraphs.

^b If the algorithm mines all the frequent subgraphs.

^c If the algorithm mines different types of subgraphs (in contrast to special types such as induced, closed, or maximal subgraphs).

their characteristics are summarized in Table 5.

The SUBDUE algorithm introduced earlier as a compression-based subgraph mining algorithm is developed for applications where the network data can be stored in the main memory. This algorithm is modified in [19] as DB-SUBDUE for mining subgraphs using relational database management systems based on SQL. This algorithm creates two basic tables, *Vertices*, composed of rows representing each vertex with a unique id and not a necessarily unique label, and *Edges*, composed of rows that include the identifiers of the corresponding vertices and not necessarily unique label. The algorithm extends subgraphs one edge at a time. The development of equivalent to minimum description length principle adopted in the main-memory version of SUBDUE is considered as a future objective. The Enhanced DB-SUBDUE (EDB-SUBDUE) is proposed on top of SUBDUE and DB-SUBDUE, which can handle cycles and overlaps in the input network. In [27], three SUBDUE-based approaches are proposed for parallel and distributed computing; FP-SUBDUE (functional parallel approach), SP-SUBDUE (static partitioning), and DP-SUBDUE (dynamic partitioning). The SP- and DP-SUBDUE use distributed memory architectures. In the FP-SUBDUE, there are one master and multiple slave processors. The slave processors search for subgraphs that can potentially compress the network reasonably and report that to the master processor. If the slave processors do not have any subgraph to search for in the network, masters ask another slave processor (if it has more than a pre-defined number of subgraphs to search for) to send the candidate to the first slave processor. Keeping a global queue of reported subgraphs by slave processors, the master processor can decide which subgraphs should be kept and which ones should be discarded. In DP-SUBDUE, similarly, there is one master processor and multiple slave processors. However, the whole input network is used by each processor to find subgraphs. The DP-SUBDUE is designed to make sure each subgraph can be discovered just by one slave processor. The role of the master processor is quality control of the slave processors' performances and collecting the frequent subgraphs. It also receives information from slave processors of examined potentially unfruitful subgraphs and informs other slave processors about them. Therefore, they can discard duplicate candidates. They discuss that this approach has generated the poorest performance among the three methods. The SP-SUBDUE has the best performance among these three with the highest scalability, which similarly works with one master and multiple slave processors. In SP-SUBDUE, the input network is partitioned among slave processors. These processors mine their partitions individually and report their best subgraphs to other processors. In this way, other processors would be able to examine the best subgraphs identified by other processors on their own partition. Finally, the master processor collects the final list of subgraphs and determines the best subgraphs among them.

In [2], PGD is proposed for parallel counting of induced (connected/ disconnected) 2-, 3- and 4-vertex

motifs. This method can be implemented in both parallel and distributed (and hybrid) forms. The main contribution of this method is using intuitive facts for counting 3-, 4-vertex motifs. In addition, some *combinatorial arguments* are expressed, which help to derive the count of 4-vertex motifs from the counts of 3-vertex motifs and other already counted 4-vertex motifs. These combinatorial arguments help to compute the exact count of some motifs based on the counts of other motifs without referring directly to the input network. The experiments performed in [2] show that this algorithm is significantly faster than FANMOD [155], RAGE [85], and Orca [44].

FASCIA [138] is proposed for approximate counting and enumeration of (tree-structured) subgraphs in a large network. This approach can be used iteratively for enumeration or counting of children of subgraphs already identified as frequent. This method is a shared memory parallel implementation (using OpenML parallelization) of a modified version of the color-coding technique proposed in [5]. Using parallelization, it is shown that FASCIA is able to mine frequent subgraphs with up to 12 vertices.

The p-MotifMiner [148] is developed to improve the efficiency of MotifMiner (discussed in subsection 3.1.3). The improvement is accomplished by parallelization of subgraph isomorphism and noise handling tasks using the privatize-and-reduce principles for parallelization. In this algorithm, the candidate generation and recursive fuzzy hashing pruning are independently parallelized, and then these two tasks are combined to complete the algorithm. Similar to MotifMiner, the parallel version is applicable to both intra- and inter-structure motif discovery in which for the inter-molecular motif discovery, the intra-molecular motif discovery is iteratively run for a queue of networks. In [127], two parallel strategies are proposed for the parallelization of FANMOD for approximate frequency (sampling-based) and exact frequency motif discovery. The motif discovery process is composed of three phases, *pre-processing*, *work*, and *aggregation*. The strategies proposed for parallelization use the same first and third phases of FANMOD. However, they employ different approaches in the second phase in which the subgraphs are analyzed, and their frequencies are computed. The first strategy is a master-worker, and the second one is distributed. In the former, one of the workers is responsible for load balancing, and other workers are responsible for the frequent motif discovery. In the distributed strategy, all workers contribute to load balancing. They examine their working queue frequently and request work from other workers if they have an empty queue.

Another parallel algorithm in this category called Subenum is proposed in [135]. It is designed for enumerating all the frequent subgraphs in a single network designed on multicore and multiprocessor machines. The main contribution of this algorithm is that it employs an edge-based enumeration mechanism. In this algorithm, a shared queue of edges is created from which threads pick edges for subgraph generation and enumeration. This algorithm uses external storage to keep the list of all non-isomorphic canonical labelings. For subgraph isomorphism, a two-stage check is performed. First, a heuristic, *ordered labeling*, is used to remove some of the isomorphic subgraphs. In the second step, the nauty algorithm [92, 93] is employed to remove all the duplicates not identified in the first step.

Table 5: Algorithms proposed for CPU-bound and I/O bound problems

| Algorithm | Exact isomorphic ^a | Complete ^b | General ^c |
|------------------------|-------------------------------|-----------------------|----------------------|
| DB-SUBDUE [19] | ✓ | ✓ | ✓ |
| FP-/DP-/SP-SUBDUE [27] | - | - | ✓ |
| PGD [2] | ✓ | ✓ | - |
| FASCIA [138] | ✓ | - | ✓ |
| p-MotifMiner [148] | - | - | ✓ |
| Ribeiro et al. [127] | ✓ | both | ✓ |
| Subenum [135] | ✓ | ✓ | - |

^a If the algorithm mines exact isomorphic subgraphs.

^b If the algorithm mines all the frequent subgraphs.

^c If the algorithm mines different types of subgraphs (in contrast to special types such as induced, closed, or maximal subgraphs).

5 Tools

Some of the algorithms reviewed in this survey are implemented, and their corresponding code or tools have been made publicly available by the developers. The algorithms for which we could find a tool are listed in Table 6 based on the classification in Table 2. However, we could not find any publicly available package or library integrating multiple algorithms with different functionalities. The only package we could find was “subgraphMining” [130], which is a library for R. This library provides an implementation of SUBDUE, gSpan, and SLEUTH. The gSpan is a popular algorithm for mining frequent subgraphs in network-transaction setting [159, 160]. SLEUTH is proposed for mining frequent subtrees in a database of trees [165].

Table 6: Publicly available tools for algorithms reviewed in this paper

| Name | Address | Platform |
|----------------------------------|---|------------|
| Static single network setting | | |
| Exact frequency algorithms | | |
| SUBDUE [45, 26, 28] | http://ailab.wsu.edu/subdue/ | Python & C |
| MAVisto [132, 133] | http://mavisto.ipk-gatersleben.de/ | Java |
| Kavosh [61] | http://lbb.ut.ac.ir/dynamic/uploads/soft/Kavosh.rar | C++ |
| Approximate frequency algorithms | | |
| SEuS [37] | http://www.cs.umd.edu/projects/seus/ | Java |
| mfinder [63] | https://www.weizmann.ac.il/mcb/UriAlon/download/network-motif-software/ | C++ |
| FANMOD [155] | http://theinfl.informatik.uni-jena.de/wernicke/motifs/ | C++ |
| RAND-ESU [153] | http://theinfl.informatik.uni-jena.de/wernicke/motifs/ | C++ |
| MODA [104] | http://lbb.ut.ac.ir/dynamic/uploads/soft/MODA.rar | C# .NET |
| Graphlet Mining | | |
| ESCAPE [114] | https://bitbucket.org/seshadhri/escape | C++ |
| RAGE [85] | http://www.eng.tau.ac.il/shavitt/RAGE/Rage.htm | Java |
| Orca [44] | http://www.biolab.si/supp/orca/orca.html | C++ |
| GRAFT [117] | https://github.com/DMGroup-IUPUI/GRAFT-Source | C++ |
| Bressan et al. [16] | https://github.com/Steven-graphlets | Java |
| Temporal single network setting | | |
| Dynamic topology | | |
| COMMIT [40] | http://www.cse.iitd.ac.in/sayan/software.html | C++ |
| Paranjape et al. [108] | http://snap.stanford.edu/temporal-motifs | C++ |
| Network data streams | | |
| StreamFSM [120] | https://github.com/rayabhik83/StreamFSM | C++ |
| CPU-bounded and I/O bounded | | |
| PGD [2] | https://github.com/nkahmed/pgd | C++ |
| FASCIA [138] | http://fascia-psu.sourceforge.net/ | C++ |

6 Conclusion

In this paper, we reviewed some of the most popular algorithms for mining frequent or significant motifs in a large network. The main challenges associated with this problem are related to the computational resources required to implement graph and subgraph isomorphisms in each iteration of the algorithm. The sampling-based approaches are proposed as a solution for coping with the complexities associated with graph and subgraph isomorphism problems in giant networks. However, the results in [104] show that even sampling-based approaches might not be successful in the detection of larger motifs (more than ten vertices) and parallel computing might be a potential solution. Although several algorithms have been proposed for parallel, distributed, and disk-based mining of frequent subgraphs and some of them are reviewed in this paper, this area of research seems a promising research direction in the future.

There is an increasing amount of interest in mining temporal networks. It is shown that the temporality of networks can increase the discriminability of motifs [82]. In [69], it is discussed that temporal motifs are frequent enough to have significant impacts on the dynamics of the networks, and at the same time, it cannot be simply estimated by temporal correlations.

Another avenue of future research, in parallel to temporal networks mining, is mining frequent substructures in multi-layer networks [29, 66] or networks with multi-edges in both network-transaction and single network settings. There has been some research in this area, such as the MUGRAM algorithm [52], proposed for mining all the frequent subgraphs (or potentially sub-multi-networks) in a single multi-network and the algorithm proposed in [124] for motif discovery in multi-layer cellular interactions network.

Furthermore, there are a few tools offering visualization capabilities for motif discovery problems. For example, MAVisto provides a visualization platform [133], and the mfinder webpage offers a visualization tool (mDraw) complementing the mfinder. One of the reasons that developers have not invested in developing visualization tools is because most of motif discovery algorithms generate a large number of frequent patterns. Therefore, the development of visualization platforms to show the discovered motifs or their summary statistics seems a promising direction for future research.

Finally, it has to be noted that although the frequent subgraph mining and motif discovery implementations are applied to extend our insight into frequent common sub-functionalities of different systems, they are not free of critique. For example, in [7], it is discussed that how lack of representative null models can result in consideration of some subgraphs as frequent, and consequently, potentially wrong conclusions (also refer to [129]). In contrast, the same subgraphs are considered infrequent using other null models (these critics are replied by Milo et al. [96]), or, in [53] in which it is discussed that the biological functions in gene networks cannot be simply predicted from their static structural properties or the static motifs discovered in these networks.

Acknowledgment

This work was supported in part by the National Science Foundation under the Grant NSF-1741306, IIS-1650531, and DIBBs-1443019. Any opinions, findings, and conclusions or recommendations expressed in this material are those of the author(s) and do not necessarily reflect the views of the National Science Foundation.

Appendix

A Preliminary Concepts

Table 7: A brief description of preliminary concepts

| Concept | Definition |
|---|---|
| Network | <p>We define a network or graph as an ordered pair of $N = (V, E)$. The first term, V, called set of <i>vertices</i> or <i>nodes</i>, is composed of discrete elements representing the components of the system ($V = \{v_1, v_2, \dots, v_n\}$). The second term, E, called set of <i>edges</i>, <i>links</i>, or <i>connections</i>, represents the set of interactions between pair of vertices ($E = \{e_1, e_2, \dots, e_m\} \subseteq V \times V$). Therefore, each edge connects two vertices ($e_k = \{v_i, v_j\}$). The vertices are connected by an edge are called <i>adjacent</i> vertices. There might be multiple edges between each pair of vertices. In this case, these edges are called <i>multi-edge</i> and the network is called a <i>multi-graph</i>. The edges connecting a vertex to itself are called <i>self-loops</i>. The networks without multi-edges and self-loops are called <i>simple networks</i>. If the direction of edges in the network matters, then the edges are shown as ordered pairs ($e_k = (v_i, v_j)$), and the network is called <i>directed network</i>. The v_i is called the <i>tail</i> and the v_j is called the <i>head</i> of edge. In the visualization of directed networks, the directed edges are shown as lines with arrowheads (the head of the arrow is on the head vertex). The vertices and edges might be labeled or have attributes. In this case, two functions are defined to map the vertices and their edges to their corresponding labels [55], and the network is considered a <i>labeled</i> or <i>weighted network</i>. It should be noted that the labels of vertices or edges are not necessarily distinct. For example, in a citation network with vertices representing authors with labels specifying the avenue of presentation, there might be many authors with identical labels (see figures below).</p> <div style="text-align: center;"> <p style="text-align: center;">a) b)</p> </div> <p>Examples of directed and undirected networks. (a): An undirected labeled network with multi-edges, and self-loops. (b): A labeled directed network.</p> |
| Degree | In undirected networks, the number of adjacent vertices to each vertex is called the degree of the vertex. Because in directed networks, vertices might be head or tail of different edges, the numbers of edges that the vertex plays the role of head and tail for are called the indegree and the outdegree of the vertex, respectively. |
| Adjacency matrix | An adjacency matrix is another form of representation of a network, defined as a $V \times V$ matrix. The elements of the matrix, $a_{ij} = 1$ if there is an edge between v_i and v_j , otherwise $a_{ij} = 0$. The elements of the adjacency matrix can also be the labels or weights of the corresponding edges in the network. The adjacency matrix is symmetrical for undirected networks or may or may not be symmetrical for directed networks. |
| Walk, path, and cycle | Starting from a vertex, a sequence of vertices might be traversed in the network in which every two consecutive edges have one vertex in common. This sequence of edges is called a <i>walk</i> . If all the edges and internal vertices met in the sequence are unique, the walk is called a <i>path</i> . A path with identical initial and final vertices is called a <i>cycle</i> . |
| Connected networks, trees, and forests | The networks with at least one path between every pair of vertices are called a <i>connected network</i> . If the network is connected, but without any cycle, the network is called a <i>tree</i> , and if there are no cycles in the network and the network is not connected, then the network is called a <i>forest</i> . |

| | |
|-------------------------------------|--|
| Graph isomorphism problem | <p>We call two networks $N_1 = (V_1, E_1)$ and $N_2 = (V_2, E_2)$ isomorphic if there is a bijective function I which map the components of the networks onto each other. In other words, two networks N_1 and N_2 are isomorphic and shown as $(N_1 \simeq N_2)$ if there is a function $I : N_1 \rightarrow N_2$ and $\{v_i, v_j\} \in E_1 \Leftrightarrow \{I(v_i), I(v_j)\} \in E_2$. The function I is called an <i>isomorphism</i>. The collection of all the networks isomorphic to each other is called an <i>isomorphism class</i>. The isomorphism of a network to itself is called an <i>automorphism</i>. Also, the properties of the networks remained unchanged under the isomorphism are called <i>graph isomorphism invariants</i>. Although the isomorphism problem can be solved in polynomial time for some special cases, such as tree isomorphism [67], the general graph isomorphism problem is not known to be in the P or NP-complete [34, 121]. The evaluation of graph isomorphism is an important step in frequent subgraph mining and motif discovery [71]. In this step, it is checked that if two candidates generated are representing the same network. Therefore, to avoid redundancy of candidates, the check should be performed before finalizing the list of frequent subgraphs. One of the approaches adopted for graph isomorphism is the canonical labeling of networks and then comparing these labels for different networks. The canonical label of a network is a code that represents the network. This code is invariant to different representations of the network. Canonical labeling has the same complexity as graph isomorphism; however, using invariant properties under graph isomorphism, it is tried to reduce the complexity of the problem. For different implementation of canonical labeling refer to [71, 55, 90, 48] and for a detailed example refer to [73, 74].</p> |
| Subgraph | <p>A subset of the components of a network is called a subgraph of the network. In other words, having $N_1 = (V_1, E_1)$, any network $N_2 = (V_2, E_2)$ for which $V_2 \subseteq V_1$ and $E_2 \subseteq E_1$ is considered a subgraph of N_1 and is shown as $N_2 \subseteq N_1$. For a subgraph N_2 of N_1, if $N_2 \neq N_1$, then N_2 is considered a proper subgraph of N_1. The network N_2 is called an induced subgraph of N_1 if $N_2 \subseteq N_1$, and E_2 is composed of all the edges in N_1 connecting pairs of vertices in V_2 (see figures below).</p> <div data-bbox="630 1003 954 1129" style="text-align: center;"> <p>The figure contains three diagrams labeled a), b), and c). Diagram a) shows a network with 5 vertices (green circles) and 8 edges (black lines). The vertices are arranged in a pentagon with an internal vertex connected to two of the outer vertices. Diagram b) shows an induced subgraph of a) with 3 vertices and 3 edges, which are all the edges in a) connecting the three vertices. Diagram c) shows a non-induced subgraph of a) with 3 vertices and 2 edges, which are not all the edges in a) connecting the three vertices.</p> </div> <p>Network and two of its subgraphs. (c): A network composed of five vertices and eight edges. (d): An induced subgraph of (c) including all the edges in the original network connecting vertices in the subgraph. (e): A non-induced subgraph of (c).</p> |
| Subgraph isomorphism problem | <p>The subgraph isomorphism problem is defined as finding if a network N_1 has a subgraph isomorphic to a second network N_2. Clearly, the network N_1 might have multiple subgraphs isomorphic to N_2. In this case, each of these subgraphs is called an <i>instance</i> or <i>embedding</i> of N_2 in N_1. This problem is in NP-complete [35]. Similar to the graph isomorphism problem, there are subclasses of this problem that can be efficiently solved, such as subtree isomorphism [125, 91]. However, there is no optimal solution to the general case. Ullmann [143] proposes an algorithm used extensively for both graph and subgraph isomorphism problems. Also, multiple algorithms for subgraph isomorphism are re-implemented in [79], and their performances are checked. They show that none of the evaluated algorithms is the best for all cases.</p> |
| Temporal networks | <p>The changes possible in networks can be in the form of insertion and deletion of vertices and edges, and the relabeling of these components over time. These networks might be called network sequence, dynamic networks, evolving networks, and time-series networks in different literature. In [54], a classification of these networks is provided in which in the sequence or time-series of networks, all the changes listed above are possible. In dynamic networks, the vertices in the networks are fixed. They cannot be inserted, deleted, or relabeled; however, the edges connecting vertices might change over time. In evolving networks, the vertices can be added but not removed. The same is true for edges; they cannot be removed after they are inserted in the networks. In this paper, we use the general term of temporal networks when we refer to networks that don't have a necessarily fixed list of vertices, edges, and labels over time.</p> |

References

- [1] Rakesh Agrawal and Ramakrishnan Srikant. Fast algorithms for mining association rules in large databases. In *Proceedings of the 20th International Conference on Very Large Data Bases, VLDB '94*, page 487–499, San Francisco, CA, USA, 1994. Morgan Kaufmann Publishers Inc. ISBN 1558601538.
- [2] Nesreen K. Ahmed, Jennifer Neville, Ryan A. Rossi, and Nick Duffield. Efficient graphlet counting for large networks. In *2015 IEEE International Conference on Data Mining*, pages 1–10, Nov 2015. doi: 10.1109/ICDM.2015.141.
- [3] István Albert and Réka Albert. Conserved network motifs allow protein-protein interaction prediction. *Bioinformatics*, 20(18):3346–3352, 07 2004. doi: 10.1093/bioinformatics/bth402.
- [4] Reka Albert, Hawoong Jeong, and Albert-László Barabási. Diameter of the world-wide web. *Nature*, page 130, 1999. doi: <https://doi.org/10.1038/43601>.
- [5] Noga Alon, Raphael Yuster, and Uri Zwick. Color-coding. *Journal of the ACM (JACM)*, 42(4):844–856, July 1995. ISSN 0004-5411. doi: 10.1145/210332.210337. URL <https://doi.org/10.1145/210332.210337>.
- [6] Uri Alon. Network motifs: theory and experimental approaches. *Nature Reviews Genetics*, 8(6): 450–461, 2007. doi: 10.1038/nrg2102.
- [7] Yael Artzy-Randrup, Sarel J. Fleishman, Nir Ben-Tal, and Lewi Stone. Comment on "network motifs: Simple building blocks of complex networks" and "superfamilies of evolved and designed networks". *Science*, 305(5687):1107–1107, 2004. ISSN 0036-8075. doi: 10.1126/science.1099334. URL <https://science.sciencemag.org/content/305/5687/1107.3>.
- [8] Paolo Bajardi, Alain Barrat, Fabrizio Natale, Lara Savini, and Vittoria Colizza. Dynamical patterns of cattle trade movements. *PLOS ONE*, 6(5):1–19, 05 2011. doi: 10.1371/journal.pone.0019869. URL <https://doi.org/10.1371/journal.pone.0019869>.
- [9] Albert-László Barabási and Réka Albert. Emergence of scaling in random networks. *Science*, 286(5439):509–512, 1999. ISSN 0036-8075. doi: 10.1126/science.286.5439.509. URL <https://science.sciencemag.org/content/286/5439/509>.
- [10] Kim Baskerville and Maya Paczuski. Subgraph ensembles and motif discovery using an alternative heuristic for graph isomorphism. *Physical Review E*, 74:051903, Nov 2006. doi: 10.1103/PhysRevE.74.051903. URL <https://link.aps.org/doi/10.1103/PhysRevE.74.051903>.
- [11] Mansurul A. Bhuiyan, Mahmudur Rahman, Mahmuda Rahman, and Mohammad Al Hasan. Guise: Uniform sampling of graphlets for large graph analysis. In *Proceedings of the 2012 IEEE 12th International Conference on Data Mining, ICDM '12*, page 91–100, USA, 2012. IEEE Computer Society. ISBN 9780769549057. doi: 10.1109/ICDM.2012.87. URL <https://doi.org/10.1109/ICDM.2012.87>.
- [12] Bela Bollobas. *Modern graph theory*, volume 184. Springer, New York, 1998. ISBN 9780387984919.
- [13] John Adrian Bondy and Uppaluri Siva Ramachandra Murty. *Graph theory with applications*. American Elsevier Pub. Co, New York, 1976. ISBN 9780444194510.
- [14] Christian Borgelt and Michael R Berthold. Mining molecular fragments: finding relevant substructures of molecules. In *2002 IEEE International Conference on Data Mining, 2002. Proceedings.*, pages 51–58, Dec 2002. doi: 10.1109/ICDM.2002.1183885.
- [15] Karsten M Borgwardt, Hans-Peter Kriegel, and Peter Wackersreuther. Pattern mining in frequent dynamic subgraphs. In *Sixth International Conference on Data Mining (ICDM'06)*, pages 818–822, Dec 2006. doi: 10.1109/ICDM.2006.124.
- [16] Marco Bressan, Flavio Chierichetti, Ravi Kumar, Stefano Leucci, and Alessandro Panconesi. Counting graphlets: Space vs time. In *Proceedings of the Tenth ACM International Conference on Web Search and Data Mining, WSDM '17*, page 557–566, New York, NY, USA, 2017. Association for Computing Machinery. ISBN 9781450346757. doi: 10.1145/3018661.3018732. URL <https://doi.org/10.1145/3018661.3018732>.
- [17] Björn Bringmann and Siegfried Nijssen. *What is Frequent in a Single Graph?*, page 858–863. PAKDD'08. Springer-Verlag, Berlin, Heidelberg, 2008. ISBN 3540681248.
- [18] Francesco Bruno, Luigi Palopoli, and Simona E. Rombo. New trends in graph mining: Structural and node-colored network motifs. *International Journal of Knowledge Discovery in Bioinformatics (IJKDB)*, 1(1):81–99, 2010.
- [19] Sharma Chakravarthy, Ramji Beera, and Ramanathan Balachandran. Db-subdue: Database approach

- to graph mining. In Honghua Dai, Ramakrishnan Srikant, and Chengqi Zhang, editors, *Advances in Knowledge Discovery and Data Mining*, pages 341–350, Berlin, Heidelberg, 2004. Springer. ISBN 978-3-540-24775-3.
- [20] Jin Chen, Wynne Hsu, Mong Li Lee, and See-Kiong Ng. Nemofinder: Dissecting genome-wide protein-protein interactions with meso-scale network motifs. In *Proceedings of the 12th ACM SIGKDD International Conference on Knowledge Discovery and Data Mining*, KDD '06, page 106–115, New York, NY, USA, 2006. Association for Computing Machinery. ISBN 1595933395. doi: 10.1145/1150402.1150418. URL <https://doi.org/10.1145/1150402.1150418>.
 - [21] Xiaowei Chen, Yongkun Li, Pinghui Wang, and John C. S. Lui. A general framework for estimating graphlet statistics via random walk. *Proceedings of the VLDB Endowment*, 10(3):253–264, November 2016. ISSN 2150-8097. doi: 10.14778/3021924.3021940. URL <https://doi.org/10.14778/3021924.3021940>.
 - [22] Hong Cheng, Xifeng Yan, and Jiawei Han. Mining graph patterns. In Charu C. Aggarwal and Haixun Wang, editors, *Managing and Mining Graph Data*, pages 365–392. Springer US, Boston, MA, 2010. ISBN 978-1-4419-6045-0. doi: 10.1007/978-1-4419-6045-0_12. URL https://doi.org/10.1007/978-1-4419-6045-0_12.
 - [23] Chen Chent, Xifeng Yan, Feida Zhu, and Jiawei Han. gapprox: Mining frequent approximate patterns from a massive network. In *Seventh IEEE International Conference on Data Mining (ICDM 2007)*, pages 445–450, Oct 2007. doi: 10.1109/ICDM.2007.36.
 - [24] Giovanni Ciriello and Concettina Guerra. A review on models and algorithms for motif discovery in protein–protein interaction networks. *Briefings in Functional Genomics*, 7(2):147–156, 04 2008. ISSN 2041-2649. doi: 10.1093/bfpg/eln015. URL <https://doi.org/10.1093/bfpg/eln015>.
 - [25] Matt Coatney and Srinivasan Parthasarathy. Motifminer: Efficient discovery of common substructures in biochemical molecules. *Knowledge and Information Systems*, 7(2):202–223, Feb 2005. ISSN 0219-3116. doi: 10.1007/s10115-003-0119-4. URL <https://doi.org/10.1007/s10115-003-0119-4>.
 - [26] Diane J. Cook and Lawrence B. Holder. Substructure discovery using minimum description length and background knowledge. *Journal of Artificial Intelligence Research*, 1(1):231–255, February 1994. ISSN 1076-9757.
 - [27] Diane J. Cook, Lawrence B. Holder, Gehad Galal, and Ron Maglothin. Approaches to parallel graph-based knowledge discovery. *Journal of Parallel and Distributed Computing*, 61(3):427–446, 2001.
 - [28] Diane J. Cook, Lawrence B. Holder, and Nikhil Ketkar. *Unsupervised and Supervised Pattern Learning in Graph Data*, chapter 7, pages 159–181. John Wiley & Sons, Ltd, 2006. ISBN 9780470073049. doi: 10.1002/9780470073049.ch7. URL <https://onlinelibrary.wiley.com/doi/abs/10.1002/9780470073049.ch7>.
 - [29] Manlio De Domenico, Albert Solé-Ribalta, Emanuele Cozzo, Mikko Kivelä, Yamir Moreno, Mason A. Porter, Sergio Gómez, and Alex Arenas. Mathematical formulation of multilayer networks. *Physical Review X*, 3:041022, Dec 2013. doi: 10.1103/PhysRevX.3.041022. URL <https://link.aps.org/doi/10.1103/PhysRevX.3.041022>.
 - [30] Reinhard Diestel. *Graph theory*, volume 173. Springer, Berlin, third edition, 2005. ISBN 9783540261827.
 - [31] Rasha Elhesha and Tamer Kahveci. Identification of large disjoint motifs in biological networks. *BMC bioinformatics*, 17(1):408, 2016. doi: <https://doi.org/10.1186/s12859-016-1271-7>.
 - [32] Mohammed Elseidy, Ehab Abdelhamid, Spiros Skiadopoulos, and Panos Kalnis. Grami: Frequent subgraph and pattern mining in a single large graph. *Proceedings of the VLDB Endowment*, 7(7):517–528, March 2014. ISSN 2150-8097. doi: 10.14778/2732286.2732289. URL <https://doi.org/10.14778/2732286.2732289>.
 - [33] Mathias Fiedler and Christian Borgelt. Support computation for mining frequent subgraphs in a single graph. In *International Workshop on Mining and Learning with Graphs (MLG)*. Citeseer, 2007.
 - [34] Scott Fortin. The graph isomorphism problem. Technical Report TR 96-20, University of Alberta - Department of Computing Science, 1996.
 - [35] Michael R. Garey and David S. Johnson. *Computers and Intractability: A Guide to the Theory of NP-Completeness*. W. H. Freeman & Co., USA, 1979. ISBN 0716710447.
 - [36] Alex R. Gawronski and Marcel Turcotte. Ribofsm: frequent subgraph mining for the discovery of rna structures and interactions. *BMC bioinformatics*, 15 Suppl 13(S13):S2–S2, 2014. doi: <https://doi.org/10.1186/s12859-014-0133-3>.

- //doi.org/10.1186/1471-2105-15-S13-S2.
- [37] Shayan Ghazizadeh and Sudarshan S. Chawathe. Seus: Structure extraction using summaries. In Stefan Lange, Ken Satoh, and Carl H. Smith, editors, *Discovery Science*, pages 71–85, Berlin, Heidelberg, 2002. Springer. ISBN 978-3-540-36182-4.
 - [38] Joshua A. Grochow and Manolis Kellis. Network motif discovery using subgraph enumeration and symmetry-breaking. In *Proceedings of the 11th Annual International Conference on Research in Computational Molecular Biology*, RECOMB’07, page 92–106, Berlin, Heidelberg, 2007. Springer-Verlag. ISBN 9783540716808.
 - [39] Jonathan L. Gross, Jay Yellen, and Ping Zhang. *Handbook of Graph Theory, 2nd Edition*. Chapman and Hall/CRC, 2 edition, 2013. ISBN 9781138199668.
 - [40] Saket Gururkar, Sayan Ranu, and Balaraman Ravindran. Commit: A scalable approach to mining communication motifs from dynamic networks. In *Proceedings of the 2015 ACM SIGMOD International Conference on Management of Data*, SIGMOD ’15, page 475–489, New York, NY, USA, 2015. Association for Computing Machinery. ISBN 9781450327589. doi: 10.1145/2723372.2737791. URL <https://doi.org/10.1145/2723372.2737791>.
 - [41] Büsra Güvenoglu and Belgin E. Bostanoglu. A qualitative survey on frequent subgraph mining. *Open Computer Science*, 8(1):194–209, 2018. doi: <https://doi.org/10.1515/comp-2018-0018>.
 - [42] Guyue Han and Harish Sethu. Waddling random walk: Fast and accurate mining of motif statistics in large graphs. In *IEEE 16th International Conference on Data Mining, ICDM 2016, December 12-15, 2016, Barcelona, Spain*, pages 181–190, 2016. doi: 10.1109/ICDM.2016.0029. URL <https://doi.org/10.1109/ICDM.2016.0029>.
 - [43] Jiawei Han, Hong Cheng, Dong Xin, and Xifeng Yan. Frequent pattern mining: current status and future directions. *Data Mining and Knowledge Discovery*, 15(1):55–86, Aug 2007. ISSN 1573-756X. doi: 10.1007/s10618-006-0059-1. URL <https://doi.org/10.1007/s10618-006-0059-1>.
 - [44] Tomaž Hočevar and Janez Demšar. A combinatorial approach to graphlet counting. *Bioinformatics*, 30(4):559–565, 12 2014. ISSN 1367-4803. doi: 10.1093/bioinformatics/btt717. URL <https://doi.org/10.1093/bioinformatics/btt717>.
 - [45] Lawrence B. Holder, Diane J. Cook, and Surnjani Djoko. Substructure discovery in the subdue system. In *Proceedings of the 3rd International Conference on Knowledge Discovery and Data Mining*, AAAIWS’94, page 169–180. AAAI Press, 1994.
 - [46] Petter Holme. Modern temporal network theory: a colloquium. *The European Physical Journal B*, 88(9):234, Sep 2015. ISSN 1434-6036. doi: 10.1140/epjb/e2015-60657-4. URL <https://doi.org/10.1140/epjb/e2015-60657-4>.
 - [47] Petter Holme and Jari Saramäki. Temporal networks. *Physics Reports*, 519(3):97 – 125, 2012. ISSN 0370-1573. doi: <https://doi.org/10.1016/j.physrep.2012.03.001>. URL <http://www.sciencedirect.com/science/article/pii/S0370157312000841>. Temporal Networks.
 - [48] Jun Huan, Wei Wang, and Jan Prins. Efficient mining of frequent subgraphs in the presence of isomorphism. In *Third IEEE International Conference on Data Mining*, pages 549–552, Nov 2003. doi: 10.1109/ICDM.2003.1250974.
 - [49] Jun Huan, Wei Wang, Jan Prins, and Jiong Yang. Spin: Mining maximal frequent subgraphs from graph databases. In *Proceedings of the Tenth ACM SIGKDD International Conference on Knowledge Discovery and Data Mining*, KDD ’04, page 581–586, New York, NY, USA, 2004. Association for Computing Machinery. ISBN 1581138881. doi: 10.1145/1014052.1014123. URL <https://doi.org/10.1145/1014052.1014123>.
 - [50] Jun Huan, Wei Wang, Jan Prins, and Jiong Yang. Spin: mining maximal frequent subgraphs from graph databases. Technical Report TR04-018, Department of Computer Science, University of North Carolina at Chapel Hill, 2004.
 - [51] Silu Huang, James Cheng, and Huanhuan Wu. Temporal graph traversals: Definitions, algorithms, and applications. *arXiv*, <http://arxiv.org/abs/1401.1919>, 2014. URL <http://arxiv.org/abs/1401.1919>.
 - [52] Vijay Ingalalli, Dino Ienco, and Pascal Poncelet. Mining frequent subgraphs in multigraphs. *Information Sciences*, 451-452:50–66, 2018.
 - [53] Piers J Ingram, Michael PH Stumpf, and Jaroslav Stark. Network motifs: structure does not determine function. *BMC Genomics*, 7(1):108–108, 2006. doi: <https://doi.org/10.1186/1471-2164-7-108>.
 - [54] Akihiro Inokuchi and Takashi Washio. Mining frequent graph sequence patterns induced by vertices. In

- Proceedings of the 2010 SIAM International Conference on Data Mining*, pages 466–477, 2010. doi: 10.1137/1.9781611972801.41. URL <https://epubs.siam.org/doi/abs/10.1137/1.9781611972801.41>.
- [55] Akihiro Inokuchi, Takashi Washio, and Hiroshi Motoda. An apriori-based algorithm for mining frequent substructures from graph data. In Djamel A. Zighed, Jan Komorowski, and Jan Żytkow, editors, *Principles of Data Mining and Knowledge Discovery*, pages 13–23, Berlin, Heidelberg, 2000. Springer. ISBN 978-3-540-45372-7.
 - [56] Akihiro Inokuchi, Takashi Washio, and Hiroshi Motoda. Complete mining of frequent patterns from graphs: Mining graph data. *Machine Learning*, 50(3):321–354, Mar 2003. ISSN 1573-0565. doi: 10.1023/A:1021726221443. URL <https://doi.org/10.1023/A:1021726221443>.
 - [57] Chuntao Jiang, Frans Coenen, and Michele Zito. A survey of frequent subgraph mining algorithms. *The Knowledge Engineering Review*, 28(1):75–105, 2012. doi: 10.1017/S0269888912000331.
 - [58] Ruoming Jin, Scott McCallen, and Eivind Almaas. Trend motif: A graph mining approach for analysis of dynamic complex networks. In *Seventh IEEE International Conference on Data Mining (ICDM 2007)*, pages 541–546, Oct 2007. doi: 10.1109/ICDM.2007.92.
 - [59] Ruoming Jin, Scott McCallen, and Eivind Almaas. Trend motif: A graph mining approach for analysis of dynamic complex networks. Technical Report TR-KSU-CS-2007-05, Kent State University, 2007.
 - [60] Pablo Kaluza, Andrea Kölzsch, Michael T Gastner, and Bernd Blasius. The complex network of global cargo ship movements. *Journal of the Royal Society Interface*, 7(48):1093–1103, 2010. doi: <https://doi.org/10.1098/rsif.2009.0495>.
 - [61] ZRM Kashani, H. Ahrabian, E. Elahi, A. Nowzari-Dalini, ES Ansari, S. Asadi, S. Mohammadi, F. Schreiber, and A. Masoudi-Nejad. Kavosh: a new algorithm for finding network motifs. *BMC Bioinformatics*, 10(1):318–318, 2009. doi: <https://doi.org/10.1186/1471-2105-10-318>.
 - [62] Nadav Kashtan, Shalev Itzkovitz, Ron Milo, and Uri Alon. Topological generalizations of network motifs. *Physical Review E*, 70:031909, Sep 2004. doi: 10.1103/PhysRevE.70.031909. URL <https://link.aps.org/doi/10.1103/PhysRevE.70.031909>.
 - [63] Nadav Kashtan, Shalev Itzkovitz, Ron Milo, and Uri Alon. Efficient sampling algorithm for estimating subgraph concentrations and detecting network motifs. *Bioinformatics*, 20(11):1746–1758, July 2004. ISSN 1367-4803. doi: 10.1093/bioinformatics/bth163. URL <https://doi.org/10.1093/bioinformatics/bth163>.
 - [64] Brian P. Kelley, Roded Sharan, Richard M. Karp, Taylor Sittler, David E. Root, Brent R. Stockwell, and Trey Ideker. Conserved pathways within bacteria and yeast as revealed by global protein network alignment. *Proceedings of the National Academy of Sciences*, 100(20):11394–11399, 2003. ISSN 0027-8424. doi: 10.1073/pnas.1534710100. URL <https://www.pnas.org/content/100/20/11394>.
 - [65] David Kempe, Jon Kleinberg, and Amit Kumar. Connectivity and inference problems for temporal networks. *Journal of Computer and System Sciences*, 64(4):820 – 842, 2002. ISSN 0022-0000. doi: <https://doi.org/10.1006/jcss.2002.1829>. URL <http://www.sciencedirect.com/science/article/pii/S0022000002918295>.
 - [66] Mikko Kivelä, Alex Arenas, Marc Barthélemy, James P. Gleeson, Yamir Moreno, and Mason A. Porter. Multilayer networks. *Journal of Complex Networks*, 2(3):203–271, 07 2014. ISSN 2051-1310. doi: 10.1093/comnet/cnu016. URL <https://doi.org/10.1093/comnet/cnu016>.
 - [67] Johannes Köbler, Uwe Schöning, and Jacobo Torán. *The Graph Isomorphism Problem: Its Structural Complexity*. Birkhauser Verlag, CHE, 1994. ISBN 0817636803.
 - [68] Vassilis Kostakos. Temporal graphs. *Physica A: Statistical Mechanics and its Applications*, 388(6): 1007–1023, 2009.
 - [69] Lauri Kovanen, Márton Karsai, Kimmo Kaski, János Kertész, and Jari Saramäki. Temporal motifs in time-dependent networks. *Journal of Statistical Mechanics: Theory and Experiment*, 2011(11):P11005, nov 2011. doi: 10.1088/1742-5468/2011/11/p11005. URL <https://doi.org/10.1088%2F1742-5468%2F2011%2F11%2Fp11005>.
 - [70] Varun Krishna, N. N. R. Ranga Suri, and G. Athithan. A comparative survey of algorithms for frequent subgraph discovery. *Current Science*, 100(2):190–198, 2011.
 - [71] Michihiro Kuramochi and George Karypis. Frequent subgraph discovery. In *Proceedings 2001 IEEE International Conference on Data Mining*, pages 313–320, Nov 2001. doi: 10.1109/ICDM.2001.989534.
 - [72] Michihiro Kuramochi and George Karypis. Finding frequent patterns in a large sparse graph. *Society for Industrial and Applied Mathematics. Proceedings of the SIAM International Conference on Data*

- Mining*, page 345, 2004.
- [73] Michihiro Kuramochi and George Karypis. An efficient algorithm for discovering frequent subgraphs. *IEEE Transactions on Knowledge and Data Engineering*, 16(9):1038–1051, Sep. 2004. ISSN 2326-3865. doi: 10.1109/TKDE.2004.33.
 - [74] Michihiro Kuramochi and George Karypis. An efficient algorithm for discovering frequent subgraphs. Technical Report TR 02-026, Department of Computer Science and Engineering, University of Minnesota, 2004.
 - [75] Michihiro Kuramochi and George Karypis. Grew - a scalable frequent subgraph discovery algorithm. In *Fourth IEEE International Conference on Data Mining (ICDM'04)*, pages 439–442, Nov 2004. doi: 10.1109/ICDM.2004.10024.
 - [76] Michihiro Kuramochi and George Karypis. Finding frequent patterns in a large sparse graph*. *Data Mining and Knowledge Discovery*, 11(3):243–271, Nov 2005. ISSN 1573-756X. doi: 10.1007/s10618-005-0003-9. URL <https://doi.org/10.1007/s10618-005-0003-9>.
 - [77] Michihiro Kuramochi and George Karypis. *Finding Topological Frequent Patterns from Graph Datasets*, chapter 6, pages 117–158. John Wiley & Sons, Ltd, 2006. ISBN 9780470073049. doi: 10.1002/9780470073049.ch6. URL <https://onlinelibrary.wiley.com/doi/abs/10.1002/9780470073049.ch6>.
 - [78] V. Lacroix, C. G. Fernandes, and M. Sagot. Motif search in graphs: Application to metabolic networks. *IEEE/ACM Transactions on Computational Biology and Bioinformatics*, 3(4):360–368, Oct 2006. ISSN 2374-0043. doi: 10.1109/TCBB.2006.55.
 - [79] Jinsoo Lee, Wook-Shin Han, Romans Kasperovics, and Jeong-Hoon Lee. An in-depth comparison of subgraph isomorphism algorithms in graph databases. *Proc. VLDB Endow.*, 6(2):133–144, December 2012. ISSN 2150-8097. doi: 10.14778/2535568.2448946. URL <https://doi.org/10.14778/2535568.2448946>.
 - [80] A. Li, S. P. Cornelius, Y.-Y. Liu, L. Wang, and A.-L. Barabási. The fundamental advantages of temporal networks. 358(6366):1042–1046, 2017. ISSN 0036-8075. doi: 10.1126/science.aai7488.
 - [81] Ming-Xia Li, Vasyl Palchykov, Zhi-Qiang Jiang, Kimmo Kaski, János Kertész, Salvatore Micciché, Michele Tumminello, Wei-Xing Zhou, and Rosario N Mantegna. Statistically validated mobile communication networks: the evolution of motifs in european and chinese data. *New Journal of Physics*, 16(8):083038, 2014.
 - [82] Yuchen Li, Zhengzhi Lou, Yu Shi, and Jiawei Han. Temporal motifs in heterogeneous information networks. In *MLG Workshop at Knowledge Discovery and Data Mining*, 2018.
 - [83] Kai Liu, William K. Cheung, and Jiming Liu. Detecting multiple stochastic network motifs in network data. In *Proceedings of the 16th Pacific-Asia Conference on Advances in Knowledge Discovery and Data Mining - Volume Part II*, PAKDD'12, page 205–217, Berlin, Heidelberg, 2012. Springer-Verlag. ISBN 9783642302190. doi: 10.1007/978-3-642-30220-6_18. URL https://doi.org/10.1007/978-3-642-30220-6_18.
 - [84] Shmoolik Mangan and Uri Alon. Structure and function of the feed-forward loop network motif. *Proceedings of the National Academy of Sciences*, 100(21):11980–11985, 2003. ISSN 0027-8424. doi: 10.1073/pnas.2133841100. URL <https://www.pnas.org/content/100/21/11980>.
 - [85] Dror Marcus and Yuval Shavitt. Rage – a rapid graphlet enumerator for large networks. *Computer Networks*, 56(2):810 – 819, 2012. ISSN 1389-1286. doi: <https://doi.org/10.1016/j.comnet.2011.08.019>. URL <http://www.sciencedirect.com/science/article/pii/S1389128611003902>.
 - [86] Marcus Mörtens, Jil Meier, Arjan Hillebrand, Prejaas Tewarie, and Piet Van Mieghem. Brain network clustering with information flow motifs. *Applied Network Science*, 2(1):25, 2017. doi: <https://doi.org/10.1007/s41109-017-0046-z>.
 - [87] Ali Masoudi-Nejad, Falk Schreiber, and Zahra Razaghi Moghadam Kashani. Building blocks of biological networks: a review on major network motif discovery algorithms. *IET Systems Biology*, 6(5): 164–174, Oct 2012. ISSN 1751-8857. doi: 10.1049/iet-syb.2011.0011.
 - [88] Catherine Matias, Sophie Schbath, Etienne Birmelé, Jean-Jacques Daudin, and Stéphane Robin. Network motifs: mean and variance for the count. *REVSTAT-Statistical Journal*, 4(1):31–51, 2006.
 - [89] Takashi Matsuda, Tadashi Horiuchi, Hiroshi Motoda, and Takashi Washio. Extension of graph-based induction for general graph structured data. In Takao Terano, Huan Liu, and Arbee L. P. Chen, editors, *Knowledge Discovery and Data Mining. Current Issues and New Applications*, pages 420–431,

- Berlin, Heidelberg, 2000. Springer. ISBN 978-3-540-45571-4.
- [90] Takashi Matsuda, Hiroshi Motoda, Tetsuya Yoshida, and Takashi Washio. Mining patterns from structured data by beam-wise graph-based induction. In Steffen Lange, Ken Satoh, and Carl H. Smith, editors, *Discovery Science*, pages 422–429, Berlin, Heidelberg, 2002. Springer. ISBN 978-3-540-36182-4.
 - [91] David W. Matula. Subtree isomorphism in $O(n^5/2)$. In B. Alspach, P. Hell, and D.J. Miller, editors, *Algorithmic Aspects of Combinatorics*, volume 2 of *Annals of Discrete Mathematics*, pages 91 – 106. Elsevier, 1978. doi: [https://doi.org/10.1016/S0167-5060\(08\)70324-8](https://doi.org/10.1016/S0167-5060(08)70324-8). URL <http://www.sciencedirect.com/science/article/pii/S0167506008703248>.
 - [92] Brendan D. McKay. *Practical graph isomorphism*, volume 30. Congressus Numerantium, 1981.
 - [93] Brendan D. McKay and Adolfo Piperno. Practical graph isomorphism, ii. *Journal of Symbolic Computation*, 60:94 – 112, 2014. ISSN 0747-7171. doi: <https://doi.org/10.1016/j.jsc.2013.09.003>. URL <http://www.sciencedirect.com/science/article/pii/S0747717113001193>.
 - [94] Ron Milo, Shai Shen-Orr, Shalev Itzkovitz, Nadav Kashtan, Dmitri Chklovskii, and Uri Alon. Network motifs: Simple building blocks of complex networks. *Science*, 298(5594):824–827, 2002. ISSN 0036-8075. doi: 10.1126/science.298.5594.824. URL <https://science.sciencemag.org/content/298/5594/824>.
 - [95] Ron Milo, Nadav Kashtan, Shalev Itzkovitz, Mark EJ Newman, and Uri Alon. On the uniform generation of random graphs with prescribed degree sequences, 2003.
 - [96] Ron Milo, Shalev Itzkovitz, Nadav Kashtan, Reuven Levitt, and Uri Alon. Response to comment on "network motifs: Simple building blocks of complex networks" and "superfamilies of evolved and designed networks". *Science*, 305(5687):1107–1107, 2004. ISSN 0036-8075. doi: 10.1126/science.1100519. URL <https://science.sciencemag.org/content/305/5687/1107.4>.
 - [97] Ron Milo, Shalev Itzkovitz, Nadav Kashtan, Reuven Levitt, Shai Shen-Orr, Inbal Ayzenshtat, Michal Sheffer, and Uri Alon. Superfamilies of evolved and designed networks. *Science*, 303(5663):1538–1542, 2004. ISSN 0036-8075. doi: 10.1126/science.1089167. URL <https://science.sciencemag.org/content/303/5663/1538>.
 - [98] Aida Mrzic, Pieter Meysman, Wout Bittremieux, Pieter Moris, Boris Cule, Bart Goethals, and Kris Laukens. Grasping frequent subgraph mining for bioinformatics applications. *BioData Mining*, 11(1): 20–24, 2018. doi: <https://doi.org/10.1186/s13040-018-0181-9>.
 - [99] Kingshuk Mukherjee, Md M. Hasan, Christina Boucher, and Tamer Kahveci. Counting motifs in dynamic networks. *BMC Systems Biology*, 12(Suppl 1):6–12, 2018. doi: <https://doi.org/10.1186/s12918-018-0533-6>.
 - [100] See-Kiong Ng and Xiao-Li Li. *Biological Data Mining in Protein Interaction Networks*. Information Science Reference - Imprint of: IGI Publishing, Hershey, PA, 2009. ISBN 1605663980.
 - [101] Phu Chien Nguyen, Kouzou Ohara, Akira Mogi, Hiroshi Motoda, and Takashi Washio. *Constructing Decision Trees for Graph-Structured Data by Chunkingless Graph-Based Induction*, page 390–399. PAKDD’06. Springer-Verlag, Berlin, Heidelberg, 2006. ISBN 3540332065. doi: 10.1007/11731139_45. URL https://doi.org/10.1007/11731139_45.
 - [102] Vincenzo Nicosia, John Tang, Cecilia Mascolo, Mirco Musolesi, Giovanni Russo, and Vito Latora. Graph metrics for temporal networks. In *Temporal networks*, pages 15–40. Springer, 2013. doi: 10.1007/978-3-642-36461-7_2.
 - [103] Takaaki Ohnishi, Hideki Takayasu, and Misako Takayasu. Network motifs in an inter-firm network. *Journal of Economic Interaction and Coordination*, 5(2):171–180, Dec 2010. ISSN 1860-7128. doi: 10.1007/s11403-010-0066-6. URL <https://doi.org/10.1007/s11403-010-0066-6>.
 - [104] Saeed Omid, Falk Schreiber, and Ali Masoudi-Nejad. Moda: An efficient algorithm for network motif discovery in biological networks. *Genes & Genetic Systems*, 84(5):385–395, 2009. doi: 10.1266/ggs.84.385.
 - [105] Jukka-Pekka Onnela, Jari Saramäki, János Kertész, and Kimmo Kaski. Intensity and coherence of motifs in weighted complex networks. *Physical Review E*, 71:065103, Jun 2005. doi: 10.1103/PhysRevE.71.065103. URL <https://link.aps.org/doi/10.1103/PhysRevE.71.065103>.
 - [106] Julio M Ottino. Engineering complex systems. *Nature*, 427(6973):399, 2004. doi: <https://doi.org/10.1038/427399a>.
 - [107] Raj Kumar Pan and Jari Saramäki. Path lengths, correlations, and centrality in temporal networks. *Physical Review. E*, 84:016105, Jul 2011. doi: 10.1103/PhysRevE.84.016105. URL

- <https://link.aps.org/doi/10.1103/PhysRevE.84.016105>.
- [108] Ashwin Paranjape, Austin R. Benson, and Jure Leskovec. Motifs in temporal networks. In *Proceedings of the Tenth ACM International Conference on Web Search and Data Mining*, WSDM '17, page 601–610, New York, NY, USA, 2017. Association for Computing Machinery. ISBN 9781450346757. doi: 10.1145/3018661.3018731. URL <https://doi.org/10.1145/3018661.3018731>.
 - [109] Laxmi Parida. Discovering topological motifs using a compact notation. *Journal of Computational Biology*, 14(3):300–323, 2007. doi: 10.1089/cmb.2006.0142. URL <https://doi.org/10.1089/cmb.2006.0142>. PMID: 17563313.
 - [110] Srinivasan Parthasarathy and Matt Coatney. Efficient discovery of common substructures in macromolecules. In *2002 IEEE International Conference on Data Mining*, pages 362–369, Dec 2002. doi: 10.1109/ICDM.2002.1183924.
 - [111] Srinivasan Parthasarathy, Shirish Tatikonda, and Duygu Ucar. A survey of graph mining techniques for biological datasets. In *Managing and mining graph data*, pages 547–580. Springer, 2010. doi: 10.1007/978-1-4419-6045-0_18. URL https://doi.org/10.1007/978-1-4419-6045-0_18.
 - [112] Pavel V Paulau, Christoph Feenders, and Bernd Blasius. Motif analysis in directed ordered networks and applications to food webs. *Scientific Reports*, 5:11926, 2015. doi: <https://doi.org/10.1038/srep11926>.
 - [113] Franck Picard, J-J Daudin, Michel Koskas, Sophie Schbath, and Stephane Robin. Assessing the exceptionality of network motifs. *Journal of Computational Biology*, 15(1):1–20, 2008. doi: 10.1089/cmb.2007.0137. URL <https://doi.org/10.1089/cmb.2007.0137>. PMID: 18257674.
 - [114] Ali Pinar, C Seshadhri, and Vaidyanathan Vishal. Escape: Efficiently counting all 5-vertex subgraphs. In *Proceedings of the 26th International Conference on World Wide Web*, WWW '17, page 1431–1440, Republic and Canton of Geneva, CHE, 2017. International World Wide Web Conferences Steering Committee. ISBN 9781450349130. doi: 10.1145/3038912.3052597. URL <https://doi.org/10.1145/3038912.3052597>.
 - [115] Nataša Pržulj. Biological network comparison using graphlet degree distribution. *Bioinformatics*, 23(2):e177–e183, 01 2007. ISSN 1367-4803. doi: 10.1093/bioinformatics/btl301. URL <https://doi.org/10.1093/bioinformatics/btl301>.
 - [116] Lauren E Quevillon, Ephraim M Hanks, Shweta Bansal, and David P Hughes. Social, spatial, and temporal organization in a complex insect society. *Scientific Reports*, 5:13393, 2015. doi: <https://doi.org/10.1038/srep13393>.
 - [117] Mahmudur Rahman, Mansurul A. Bhuiyan, and Mohammad Al Hasan. Graft: An efficient graphlet counting method for large graph analysis. *IEEE Transactions on Knowledge and Data Engineering*, 26(10):2466–2478, Oct 2014. ISSN 2326-3865. doi: 10.1109/TKDE.2013.2297929.
 - [118] Ram Raj and R Prabhakar. Frequent subgraph mining algorithms – a survey. *Procedia Computer Science*, 47:197 – 204, 2015. ISSN 1877-0509. doi: <https://doi.org/10.1016/j.procs.2015.03.198>. URL <http://www.sciencedirect.com/science/article/pii/S1877050915004664>. Graph Algorithms, High Performance Implementations and Its Applications (ICGHIA 2014).
 - [119] Babak Ravandi, Fatma Mili, and John A Springer. Identifying and using driver nodes in temporal networks. *Journal of Complex Networks*, 7(5):720–748, 03 2019. ISSN 2051-1329. doi: 10.1093/comnet/cnz004.
 - [120] Abhik Ray, Lawrence B. Holder, and Sutanay Choudhury. Frequent subgraph discovery in large attributed streaming graphs. In *Proceedings of the 3rd International Conference on Big Data, Streams and Heterogeneous Source Mining: Algorithms, Systems, Programming Models and Applications - Volume 36*, BIGMINE'14, pages 166–181. JMLR.org, 2014.
 - [121] Ronald C. Read and Derek G. Corneil. The graph isomorphism disease. *Journal of Graph Theory*, 1(4):339–363, 1977. doi: 10.1002/jgt.3190010410. URL <https://onlinelibrary.wiley.com/doi/abs/10.1002/jgt.3190010410>.
 - [122] Ursula Redmond and Pádraig Cunningham. Temporal subgraph isomorphism. In *Proceedings of the 2013 IEEE/ACM International Conference on Advances in Social Networks Analysis and Mining*, ASONAM '13, page 1451–1452, New York, NY, USA, 2013. Association for Computing Machinery. ISBN 9781450322409. doi: 10.1145/2492517.2492586. URL <https://doi.org/10.1145/2492517.2492586>.
 - [123] Saif U. Rehman, Sohail Asghar, Yan Zhuang, and Simon Fong. Performance evaluation of frequent

- subgraph discovery techniques. *Mathematical Problems in Engineering*, 2014:1–6, 2014. doi: <https://doi.org/10.1155/2014/869198>.
- [124] Yuanfang Ren, Aisharjya Sarkar, Ahmet Ay, Alin Dobra, and Tamer Kahveci. Finding conserved patterns in multilayer networks. In *Proceedings of the 10th ACM International Conference on Bioinformatics, Computational Biology and Health Informatics*, BCB '19, page 97–102, New York, NY, USA, 2019. Association for Computing Machinery. ISBN 9781450366663. doi: 10.1145/3307339.3342184. URL <https://doi.org/10.1145/3307339.3342184>.
 - [125] Steven W. Reyner. An analysis of a good algorithm for the subtree problem. *SIAM Journal on Computing*, 6(4):730–732, 1977. doi: <https://doi.org/10.1137/0206053>.
 - [126] Pedro Ribeiro, Fernando Silva, and Marcus Kaiser. Strategies for network motifs discovery. In *2009 Fifth IEEE International Conference on e-Science*, pages 80–87, Dec 2009. doi: 10.1109/e-Science.2009.20.
 - [127] Pedro Ribeiro, Fernando Silva, and Luís Lopes. Parallel discovery of network motifs. *Journal of Parallel and Distributed Computing*, 72(2):144 – 154, 2012. ISSN 0743-7315. doi: <https://doi.org/10.1016/j.jpdc.2011.08.007>. URL <http://www.sciencedirect.com/science/article/pii/S0743731511001729>.
 - [128] Jorma Rissanen. *Stochastic Complexity in Statistical Inquiry Theory*. World Scientific Publishing Co., Inc., USA, 1989. ISBN 9971508591.
 - [129] Hallinan Jennifer S. and P T. Jackway. Network motifs, feedback loops and the dynamics of genetic regulatory networks. In *2005 IEEE Symposium on Computational Intelligence in Bioinformatics and Computational Biology*, pages 1–7, Nov 2005. doi: 10.1109/CIBCB.2005.1594903.
 - [130] Nagiza F Samatova, William Hendrix, John Jenkins, Kanchana Padmanabhan, and Arpan Chakraborty. *Practical graph mining with R*. CRC Press, 2013.
 - [131] Christian M. Schneider, Vitaly Belik, Thomas Couronné, Zbigniew Smoreda, and Marta C. González. Unravelling daily human mobility motifs. *Journal of The Royal Society Interface*, 10(84):20130246, 2013. doi: 10.1098/rsif.2013.0246. URL <https://royalsocietypublishing.org/doi/abs/10.1098/rsif.2013.0246>.
 - [132] Falk Schreiber and Henning Schwöbbermyer. Towards motif detection in networks: Frequency concepts and flexible search. In *Proceedings of the International Workshop on Network Tools and Applications in Biology (NETTAB04)*, pages 91–102, 2004.
 - [133] Falk Schreiber and Henning Schwöbbermyer. MAVisto: a tool for the exploration of network motifs. *Bioinformatics*, 21(17):3572–3574, 07 2005. ISSN 1367-4803. doi: 10.1093/bioinformatics/bti556. URL <https://doi.org/10.1093/bioinformatics/bti556>.
 - [134] Falk Schreiber and Henning Schwöbbermyer. Frequency concepts and pattern detection for the analysis of motifs in networks. In Corrado Priami, Emanuela Merelli, Pablo Gonzalez, and Andrea Omicini, editors, *Transactions on Computational Systems Biology III*, pages 89–104, Berlin, Heidelberg, 2005. Springer. ISBN 978-3-540-31446-2.
 - [135] Saeed Shahrivari and Saeed Jalili. Fast parallel all-subgraph enumeration using multicore machines. *Scientific Programming*, 2015, January 2015. ISSN 1058-9244. doi: 10.1155/2015/901321. URL <https://doi.org/10.1155/2015/901321>.
 - [136] Roded Sharan, Silpa Suthram, Ryan M. Kelley, Tanja Kuhn, Scott McCuine, Peter Uetz, Taylor Sittler, Richard M. Karp, and Trey Ideker. Conserved patterns of protein interaction in multiple species. *Proceedings of the National Academy of Sciences*, 102(6):1974–1979, 2005. ISSN 0027-8424. doi: 10.1073/pnas.0409522102. URL <https://www.pnas.org/content/102/6/1974>.
 - [137] Shai S. Shen-Orr, Uri Alon, Shmoolik Mangan, and Ron Milo. Network motifs in the transcriptional regulation network of escherichia coli. *Nature Genetics*, 31(1):64–68, 2002. doi: <https://doi.org/10.1038/ng881>.
 - [138] George M. Slota and Kamesh Madduri. Fast approximate subgraph counting and enumeration. In *2013 42nd International Conference on Parallel Processing*, pages 210–219, Oct 2013. doi: 10.1109/ICPP.2013.30.
 - [139] Olaf Sporns and Rolf Kötter. Motifs in brain networks. *PLOS Biology*, 2(11), 10 2004. doi: 10.1371/journal.pbio.0020369. URL <https://doi.org/10.1371/journal.pbio.0020369>.
 - [140] Olaf Sporns, Christopher J Honey, and Rolf Kötter. Identification and classification of hubs in brain networks. *PLoS ONE*, 2(10):e1049, 2007. doi: <https://doi.org/10.1371/journal.pone.0001049>.

- [141] John Tang, Mirco Musolesi, Cecilia Mascolo, and Vito Latora. Characterising temporal distance and reachability in mobile and online social networks, January 2010. ISSN 0146-4833. URL <https://doi.org/10.1145/1672308.1672329>.
- [142] John Tang, Mirco Musolesi, Cecilia Mascolo, Vito Latora, and Vincenzo Nicosia. Analysing information flows and key mediators through temporal centrality metrics. In *Proceedings of the 3rd Workshop on Social Network Systems*, SNS '10, New York, NY, USA, 2010. Association for Computing Machinery. ISBN 9781450300803. doi: 10.1145/1852658.1852661. URL <https://doi.org/10.1145/1852658.1852661>.
- [143] Julian R Ullmann. An algorithm for subgraph isomorphism. *Journal of the ACM (JACM)*, 23(1):31–42, January 1976. ISSN 0004-5411. doi: 10.1145/321921.321925. URL <https://doi.org/10.1145/321921.321925>.
- [144] N. Vanetik, S. E. Shimony, and E. Gudes. Support measures for graph data. *Data Mining and Knowledge Discovery*, 13(2):243–260, September 2006. ISSN 1384-5810. doi: 10.1007/s10618-006-0044-8. URL <https://doi.org/10.1007/s10618-006-0044-8>.
- [145] Natalia Vanetik, Ehud Gudes, and Solomon Eyal Shimony. Computing frequent graph patterns from semistructured data. In *2002 IEEE International Conference on Data Mining*, pages 458–465, Dec 2002. doi: 10.1109/ICDM.2002.1183988.
- [146] A. Vázquez, R. Dobrin, D. Sergi, J.-P. Eckmann, Z. N. Oltvai, and A.-L. Barabási. The topological relationship between the large-scale attributes and local interaction patterns of complex networks. *Proceedings of the National Academy of Sciences*, 101(52):17940–17945, 2004. ISSN 0027-8424. doi: 10.1073/pnas.0406024101. URL <https://www.pnas.org/content/101/52/17940>.
- [147] Raymond Wan and Hiroshi Mamitsuka. Discovering network motifs in protein interaction networks. In *Biological Data Mining in Protein Interaction Networks*, pages 117–143. IGI Global, 2009. doi: DOI:10.4018/978-1-60566-398-2.ch008.
- [148] Chao Wang and Srinivasan Parthasarathy. Parallel algorithms for mining frequent structural motifs in scientific data. In *Proceedings of the 18th Annual International Conference on Supercomputing*, ICS '04, page 31–40, New York, NY, USA, 2004. Association for Computing Machinery. ISBN 1581138393. doi: 10.1145/1006209.1006215. URL <https://doi.org/10.1145/1006209.1006215>.
- [149] Pinghui Wang, John C. S. Lui, Bruno Ribeiro, Don Towsley, Junzhou Zhao, and Xiaohong Guan. Efficiently estimating motif statistics of large networks. *ACM Transactions on Knowledge Discovery from Data*, 9(2), September 2014. ISSN 1556-4681. doi: 10.1145/2629564. URL <https://doi.org/10.1145/2629564>.
- [150] Takashi Washio and Hiroshi Motoda. State of the art of graph-based data mining. *ACM SIGKDD Explorations Newsletter*, 5(1):59–68, July 2003. ISSN 1931-0145. doi: 10.1145/959242.959249. URL <https://doi.org/10.1145/959242.959249>.
- [151] James S. Waters and Jennifer H. Fewell. Information processing in social insect networks. *PLOS ONE*, 7(7):1–7, 07 2012. doi: 10.1371/journal.pone.0040337. URL <https://doi.org/10.1371/journal.pone.0040337>.
- [152] Duncan J. Watts and Steven H. Strogatz. Collective dynamics of ‘small-world’ networks. *Nature*, 393(6684):440–442, 1998. doi: <https://doi.org/10.1038/30918>.
- [153] Sebastian Wernicke. A faster algorithm for detecting network motifs. In Rita Casadio and Gene Myers, editors, *Algorithms in Bioinformatics*, pages 165–177, Berlin, Heidelberg, 2005. Springer. ISBN 978-3-540-31812-5.
- [154] Sebastian Wernicke. Efficient detection of network motifs. *IEEE/ACM Transactions on Computational Biology and Bioinformatics*, 3(4):347–359, October 2006. ISSN 1545-5963. doi: 10.1109/TCBB.2006.51. URL <https://doi.org/10.1109/TCBB.2006.51>.
- [155] Sebastian Wernicke and Florian Rasche. FANMOD: a tool for fast network motif detection. *Bioinformatics*, 22(9):1152–1153, 02 2006. ISSN 1367-4803. doi: 10.1093/bioinformatics/btl038. URL <https://doi.org/10.1093/bioinformatics/btl038>.
- [156] Hugo Willy. Discovering interaction motifs from protein interaction networks. In *Biological Data Mining in Protein Interaction Networks*, pages 99–116. IGI Global, 2009. doi: 10.4018/978-1-60566-398-2.ch007.
- [157] Marc Wörlein, Thorsten Meinl, Ingrid Fischer, and Michael Philippsen. A quantitative comparison of the subgraph miners mofa, gspan, ffsm, and gaston. In Alípio Mário Jorge, Luís Torgo, Pavel

- Brazdil, Rui Camacho, and João Gama, editors, *Knowledge Discovery in Databases: PKDD 2005*, pages 392–403, Berlin, Heidelberg, 2005. Springer.
- [158] Stephan Wuchty, Zoltán N Oltvai, and Albert-László Barabási. Evolutionary conservation of motif constituents in the yeast protein interaction network. *Nature Genetics*, 35(2):176–179, 2003. doi: <https://doi.org/10.1038/ng1242>.
 - [159] Xifeng Yan and Jiawei Han. gspan: graph-based substructure pattern mining. In *2002 IEEE International Conference on Data Mining, 2002. Proceedings.*, pages 721–724, Dec 2002. doi: 10.1109/ICDM.2002.1184038.
 - [160] Xifeng Yan and Jiawei Han. gspan: graph-based substructure pattern mining. Technical Report UIUCDCS-R-2002-2296, University of Illinois at Urbana-Champaign, 2002.
 - [161] Xifeng Yan and Jiawei Han. *Discovery of Frequent Substructures*, chapter 5, pages 97–115. John Wiley & Sons, Ltd, 2006. ISBN 9780470073049. doi: 10.1002/9780470073049.ch5. URL <https://onlinelibrary.wiley.com/doi/abs/10.1002/9780470073049.ch5>.
 - [162] Ken’ichi Yoshida and Hiroshi Motoda. Clip: concept learning from inference patterns. *Artificial Intelligence*, 75(1):63 – 92, 1995. ISSN 0004-3702. doi: [https://doi.org/10.1016/0004-3702\(94\)00066-A](https://doi.org/10.1016/0004-3702(94)00066-A). URL <http://www.sciencedirect.com/science/article/pii/000437029400066A>. AI Research in Japan.
 - [163] Kenichi Yoshida, Hiroshi Motoda, and Nitin Indurkha. Graph-based induction as a unified learning framework. *Applied Intelligence*, 4(3):297–316, 1994.
 - [164] Chang Hun You, Lawrence B Holder, and Diane J Cook. Application of graph-based data mining to metabolic pathways. In *Sixth IEEE International Conference on Data Mining - Workshops (ICDMW’06)*, pages 169–173, Dec 2006. doi: 10.1109/ICDMW.2006.31.
 - [165] Mohammed J. Zaki. Efficiently mining frequent embedded unordered trees. *Fundamenta Informaticae*, 66(1–2):33–52, November 2004. ISSN 0169-2968.
 - [166] Qiankun Zhao, Yuan Tian, Qi He, Nuria Oliver, Ruoming Jin, and Wang-Chien Lee. Communication motifs: A tool to characterize social communications. In *Proceedings of the 19th ACM International Conference on Information and Knowledge Management, CIKM ’10*, page 1645–1648, New York, NY, USA, 2010. Association for Computing Machinery. ISBN 9781450300995. doi: 10.1145/1871437.1871694. URL <https://doi.org/10.1145/1871437.1871694>.
 - [167] Feida Zhu, Qiang Qu, David Lo, Xifeng Yan, Jiawei Han, and Philip S Yu. Mining top-k large structural patterns in a massive network. *Proceedings of the VLDB Endowment*, 4(11):807–818, 2011.