

Equilibrium properties of two-species reactive lattice gases on random catalytic chains

Dmytro Shapoval^{1,2}, Maxym Dudka^{1,2,3}, Olivier Bénichou⁴, and Gleb Oshanin⁴

¹*Institute for Condensed Matter Physics, National Academy of*

Sciences of Ukraine, 1 Svientsitskii Street, UA-79011 Lviv, Ukraine

² \mathbb{L}^4 *Collaboration & Doctoral College for the Statistical Physics of Complex Systems, Leipzig-Lorraine-Lviv-Coventry, Europe*

³*Institute of Theoretical Physics, Faculty of Physics,*

University of Warsaw, Pasteura 5, 02-093 Warsaw, Poland

⁴*Sorbonne Université, CNRS, Laboratoire de Physique Théorique de la Matière*

Condensée (UMR CNRS 7600), 4 Place Jussieu, 75252 Paris Cedex 05, France

We focus here on the thermodynamic properties of adsorbates formed by two-species $A + B \rightarrow \emptyset$ reactions on a one-dimensional infinite lattice with heterogeneous "catalytic" properties. In our model hard-core A and B particles undergo continuous exchanges with their reservoirs and react when dissimilar species appear at neighboring lattice sites in presence of a "catalyst." The latter is modeled by supposing either that randomly chosen bonds in the lattice promote reactions (Model I) or that reactions are activated by randomly chosen lattice sites (Model II). In the case of annealed disorder in spatial distribution of a catalyst we calculate the pressure of the adsorbate by solving three-site (Model I) or four-site (Model II) recursions obeyed by the corresponding averaged grand-canonical partition functions. In the case of quenched disorder, we use two complementary approaches to find *exact* expressions for the pressure. The first approach is based on direct combinatorial arguments. In the second approach, we frame the model in terms of random matrices; the pressure is then represented as an averaged logarithm of the trace of a product of random 3×3 matrices – either uncorrelated (Model I) or sequentially correlated (Model II).

I INTRODUCTION

Many processes in nature depend on reactions which take place only upon an encounter of two dissimilar species in presence of a third body, a "catalyst," and are chemically inactive otherwise. For diverse systems, a considerable knowledge of equilibrium and out-of-equilibrium properties of such reactions is accumulated (see, e.g., Refs. 1–3).

This kind of reaction, which we will call here catalytically activated reactions (CARs), has attracted a great deal of attention from the statistical physics community following a pioneering paper by Ziff, Gulari, and Barshad [4]. The authors studied a catalytically activated two-species $A + B \rightarrow \emptyset$ reaction, and revealed a surprising cooperative behavior with ensuing phase transitions. A review of advancements in this direction can be found in Refs. 3 and 5 and in the recent Ref. 6.

Most of available analysis, which used a statistical physics approach to modeling CARs along the lines proposed in Ref. 4, focused on situations in which a catalytic substrate has homogeneous catalytic properties. Indeed, the latter was typically considered as an ideal surface bounding a three-dimensional bath, and it was stipulated that any encounter of reactive particles at any point on this surface leads to an instantaneous reaction event. In this approach, only a few works [6–14] addressed the question how a spatial heterogeneity of a catalyst affects the behavior of CARs. These works, however, covered only a limited number of particular cases such that a general understanding is lacking at present.

In this paper we study the equilibrium properties of adsorbates formed in the course of catalytically activated

two-species $A + B \rightarrow \emptyset$ reactions, which take place on a one-dimensional lattice possessing *heterogeneous* catalytic properties. We model the latter by supposing that either some fraction of *bonds* in the lattice prompts the reaction (see Fig. 1), while the rest of bonds are inert (Model I), or a catalyst is represented as an array of randomly chosen lattice *sites* (see Fig. 2), which possess such a catalytic property (Model II). In both models, particles of two species, A and B , are in thermal contact with their vapor phases acting as reservoirs maintained, respectively, at constant chemical potentials. The particles thus undergo continuous exchanges with their reservoirs – they steadily adsorb onto empty lattice sites, and spontaneously desorb from the lattice. In Model I, the A and B particles appearing simultaneously on neighboring sites connected by a catalytic bond, immediately react and the product desorbs. In Model II, neighboring A and B particles react and the product desorbs, if one of them (or both) resides on a catalytic site. The A and B pairs appearing on neighboring sites, which either are connected by a noncatalytic bond (Model I), or both are noncatalytic (Model II), do not enter into a reaction.

Viewed from a statistical physics perspective, our analysis here concerns thermodynamic properties of a ternary mixture of A and B particles, and voids, on a one-dimensional lattice in contact with reservoirs of particles. In this mixture, in addition to on-site hard-core interactions preventing a multiple occupancy of each site, particles of dissimilar species experience (temperature-independent) infinitely large repulsive interactions once they appear on neighboring sites connected by a catalytic bond (Model I), or reside on neighboring sites, at least one of which is catalytic (Model II).

Whenever all the bonds or sites are catalytic, and only one type of particles is present in the system, i.e., for single-species $A + A \rightarrow \emptyset$ reactions, the reactive constraint evidently implies that particles cannot occupy the neighboring sites. Such models are well known (see, e.g., two-dimensional hard-squares or hard-hexagons models in Ref. 15) and exhibit a phase transition from a disordered phase into an ordered one at a certain value of the chemical potential. When only some fraction of bonds or sites is catalytic, in the annealed disorder case the reactive constraint becomes less restrictive and an infinite repulsion between the neighboring particles is replaced by a soft one. In principle, here the particles can reside on the neighboring sites, but there is a penalty to pay. As evidenced by a recent Bethe-lattice analysis [6], critical behavior in this situation becomes richer. In particular, in the case of catalytic bonds one observes a direct phase transition and a reentrant transition into a disordered phase, which both are continuous. In the case of catalytic sites, a continuous phase transition into an ordered phase is followed by a reentrant transition into a disordered one, which can be continuous or of the first order, depending on the concentration of a catalyst. In one-dimensional systems, the model of single-species CARs has been solved exactly for an arbitrary mean concentration of the catalytic sites or bonds, for the cases of both annealed and quenched disorder [9–12].

For $A + B \rightarrow \emptyset$ reactions only the case of annealed disorder in spatial distribution of the catalytic bonds was studied [13, 14]. It was shown that the Hamiltonian of the system with such a CAR can be mapped onto a general spin-1 model [15]. On a honeycomb lattice, for equal chemical potentials of both species, and also under some additional restrictions on the amplitude of repulsive interactions, the Hamiltonian associated with the two-species CAR reduces to an exactly solvable version of a general spin-1 model [16, 17]. It was then demonstrated in Refs. 13 and 14 that for equal chemical potentials of both species this CAR exhibits a continuous symmetry-breaking transition with large fluctuations and progressive coverage of the entire lattice by either A or B species only.

Here, in our analytical approach to two-species CARs on a one-dimensional lattice with heterogeneous catalytic properties, we proceed in the following way. For the case of annealed disorder in spatial distribution of a catalyst, we derive recursion schemes obeyed by the corresponding averaged grand-canonical partition functions, and solve them by standard means. In the case of catalytic *bonds*, the recursions extend over three sites, while in the case of catalytic *sites* these are effectively the four-site recursions. In a more complicated case of quenched disorder, we use two complementary approaches. In the first one, we invoke rather involved but straightforward combinatorial arguments to split the lattice with a given distribution of a catalyst into an array of disjoint fully connected completely catalytic clusters. Then, taking advantage of the expression for the grand-canonical partition function

of the model on a finite completely catalytic chain, obtained in Ref. 18, and calculating the weights of fully connected completely catalytic clusters of a given length, we write an exact expression for the disorder-averaged pressure. In the second approach, we use a matricial representation of the pressure, by writing it as a logarithm of the trace – the Lyapunov exponent – of an infinite product of random three-by-three matrices. In the case of catalytic bonds these matrices are mutually uncorrelated, while in the case of catalytic sites they have sequential, pairwise correlations. We show that in such a representation the disorder-averaged pressure can be calculated exactly. We note parenthetically that exact expressions for the Lyapunov exponents are known for some particular classes of random matrices (see, e.g., Refs. 19 and 20). We thus provide here nontrivial examples of random correlated matrices for which such an analysis can be carried out exactly.

The paper is outlined as follows: In Sec. II we formulate our model of catalytically activated $A + B \rightarrow \emptyset$ reactions and introduce basic notations. We distinguish between the case of randomly placed catalytic bonds and a more complicated case of randomly placed catalytic sites. In Sec. III, we write the grand-canonical partition functions of Model I and Model II, discuss our analytical approaches, and present exact results for the disorder-averaged values of the partition functions (appropriate for the annealed disorder in placement of the catalytic bonds or sites), and for the disorder-averaged values of a logarithm of the partition functions (appropriate for the case of quenched disorder in placement of the catalytic bonds or sites). Next, in Sec. IV we analyze the behavior of the disorder-averaged pressure, densities, and compressibilities of the two-species adsorbates. In Sec. V we conclude with a brief recapitulation of our results. The details of intermediate calculations and some of the results and figures are presented in the Appendixes.

II MODEL

Consider a one-dimensional lattice containing N adsorption sites, (in what follows we will turn to the limit $N \rightarrow \infty$), which is in thermal equilibrium with a mixed vapor phase of A and B particles. Particles of both species undergo continuous exchanges with their respective vapor phases and adsorb onto *empty* lattice sites, i.e. there may be at most a single particle (either A or B) at each lattice site, and desorb spontaneously from the lattice. The vapor phases are maintained at constant chemical potentials μ_A and μ_B , and the corresponding activities are defined as $z_A = \exp(\beta\mu_A)$ and $z_B = \exp(\beta\mu_B)$, where β is the reciprocal temperature measured in units of the Boltzmann constant k_B .

Further on, we introduce reactions between the adsorbed A and B particles. We distinguish between the cases of catalytic bonds and of catalytic sites.

Model I. Catalytic bonds

In Model I, we choose completely at random some fraction of *bonds* of the lattice, (i.e., the intersite segments), and stipulate that these selected bonds possess catalytic properties. We depict such catalytic bonds in Fig. 1 by thick black lines. Further on, we suppose that A and B particles, which appear simultaneously on the neighboring sites connected by a catalytic bond, instantaneously react, $A + B \rightarrow \emptyset$, and the reaction product \emptyset leaves the system. A and B particles occupying simultaneously the neighboring sites connected by a *noncatalytic* bond, harmlessly coexist. In what follows, we focus on equilib-

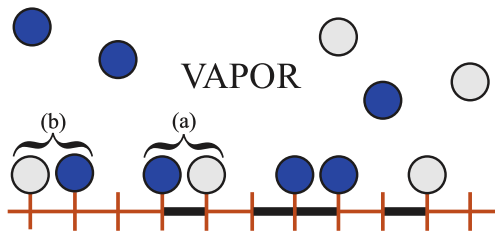


FIG. 1. One-dimensional lattice containing N adsorption sites in contact with vapor phases of A and B particles (blue and gray circles, respectively). Some fraction of bonds between the neighboring sites possesses special catalytic properties (thick black lines). A and B particles undergo continuous exchanges with their vapor phases, maintained at constant chemical potentials μ_A and μ_B , respectively, adsorb onto empty lattice sites and desorb from the lattice. A and B particles appearing simultaneously at neighboring sites connected by a catalytic bond [case (a)] react instantaneously, and the reaction product leaves the system. A and B particles adsorbed on the neighboring sites connected by a noncatalytic bond coexist [case (b)].

rium properties of the two-species adsorbate, formed on a one-dimensional lattice in the course of the $A + B \rightarrow \emptyset$ reaction in the presence of such catalytic bonds, considering the case of a random *annealed* and of a random *quenched* disorder in placement of the catalytic bonds. The partition function of Model I is written below in Sec. III, where we also present *exact* results for its disorder-averaged value (appropriate for the annealed disorder case) and for the disorder-averaged value of a logarithm of the partition function (appropriate for the quenched disorder case).

Model II. Catalytic sites

In Model II, we choose, again completely at random, some fraction of the lattice *sites* and stipulate that these selected sites possess catalytic properties. In this case, which we depict in Fig. 2, A and B particles appearing simultaneously at neighboring lattice sites enter into an irreversible $A + B \rightarrow \emptyset$ reaction instantaneously, if at

least one of them resides on a catalytic site. As in Model I, the reaction product leaves the system. A pair of neighboring A and B particles harmlessly coexist, if they reside on noncatalytic sites. As in Model I, we focus on equi-

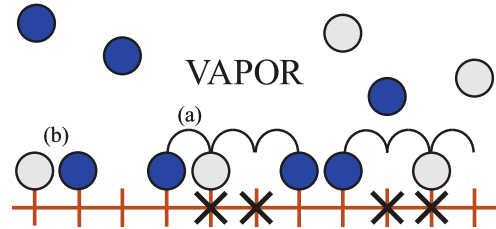


FIG. 2. One-dimensional lattice containing N adsorption sites in contact with vapor phases. Sites with catalytic properties are marked by thick crosses. A and B particles are depicted by blue and gray circles, respectively. The particles' configuration, which corresponds to an immediate reaction, is realized in case (a), while in case (b) the neighboring A and B particles do not react.

librium properties of the two-species adsorbate, formed on a one-dimensional lattice with a disordered catalytic substrate represented as an array of catalytic sites. We again consider the cases of *annealed* and of *quenched* disorder in placement of the catalytic sites. The partition function of Model II is presented in Sec. III below, as well as its disorder-averaged value and the disorder-averaged value of its logarithm.

III PARTITION FUNCTIONS OF A TWO-SPECIES ADSORBATE

Model I

To specify positions of the catalytic *bonds*, we introduce a random Boolean variable ζ_i , such that it equals 1 if the bond connecting the site i and the adjacent site $i + 1$ is catalytic, and equals 0, otherwise. If the number of catalytic bonds in a chain with N sites is N_b , then the fraction p of such bonds is $p = N_b/N$. We assume that p is finite in the thermodynamic limit $N \rightarrow \infty$, and thus represents the mean concentration of the catalytic bonds. Random variables ζ_i are uncorrelated for different i , and the probability $P(\zeta_i)$ that a given bond is catalytic is

$$P(\zeta_i) = p \delta_{\zeta_i,1} + (1 - p) \delta_{\zeta_i,0}, \quad (1)$$

where $\delta_{a,b}$ is the Kronecker δ , such that $\delta_{a,a} = 1$ and zero, otherwise. Next, let n_i and m_i be two Boolean occupation variables. We use a convention that $n_i = 1$ ($m_i = 1$) if the site i is occupied by an A (a B) particle and is zero otherwise. Then, in thermal equilibrium and for a given realization of an array of random variables ζ_i , the grand-canonical partition function of Model I defined

on a finite lattice with N adsorbing sites reads

$$Z_N^{(I)}[\zeta_i] = \sum_{\{n_i, m_i\}} \prod_i^{N-1} z_A^{n_i} z_B^{m_i} (1 - n_i m_i) \times (1 - \zeta_i n_i m_{i+1}) (1 - \zeta_i m_i n_{i+1}), \quad (2)$$

where the sum with the subscript $\{n_i, m_i\}$ runs over all possible values of occupation variables. Note that the factor $(1 - n_i m_i)$ in Eq. (2) excludes the configurations in which A and B particles reside on the same site.

Model I. Annealed disorder.

In the case of annealed disorder in placement of catalytic bonds, the calculations are rather lengthy but very straightforward. Relegating the details to Appendix A 1, we find that the disorder-averaged value of the grand-canonical partition function

$$Z_N^{(I)} = \left\langle Z_N^{(I)}[\zeta_i] \right\rangle_\zeta \quad (3)$$

is given, in the leading in the limit $N \rightarrow \infty$ order, by

$$Z_N^{(I)} = \exp \left(-N \left[2\sqrt{r_1} \sin \left(\frac{1}{3} \arcsin \left(\frac{q_1}{r_1^{3/2}} \right) \right) - \frac{2-p}{3p} \right] \right), \quad (4)$$

where the parameters r_1 and q_1 are functions of the mean concentration p of catalytic bonds, and of the activities z_A and z_B . These parameters obey

$$q_1 = \frac{2(2-p)^3 z_A z_B + 27p + 9(2-p)(1+z_A+z_B)}{54p^3 z_A z_B}, \quad (5)$$

$$r_1 = \frac{3(1+z_A+z_B) + (2-p)^2 z_A z_B}{9p^2 z_A z_B}.$$

Even in this simplest case $Z_N^{(I)}$ is rather nontrivial.

Model I. Quenched disorder.

In the case of quenched disorder in spatial distribution of catalytic bonds, we use two complementary approaches in order to calculate exactly the disorder-averaged logarithm of the partition function in Eq. (2). In the first approach, we decompose the substrate into an array of disjoint completely catalytic clusters, as was done in Ref. 11 for a more simple single-species $A + A \rightarrow \emptyset$ reaction. In this case, a single completely catalytic cluster consists of a sequence of consecutively placed catalytic bonds of a prescribed length, not interrupted by any noncatalytic bond, and having two noncatalytic bonds at its extremities. We use combinatorial arguments to calculate the statistical weights of such clusters.

In our second approach, we map the Hamiltonian of Model I onto the Hamiltonian of the Blume-Emery-Griffiths spin-1 model [15, 21], and then represent, by

introducing an appropriate transfer-matrix $V_{i,i+1}$, the averaged logarithm of the partition function in Eq. (2) as

$$\left\langle \ln Z_N^{(I)}[\zeta_i] \right\rangle_\zeta = \left\langle \ln \left(\text{Tr} \prod_i^N V_{i,i+1} \right) \right\rangle_\zeta, \quad (6)$$

i.e., as the averaged logarithm of the trace of a product of mutually independent, symmetric 3×3 random matrices

$$V_{i,i+1} = \begin{pmatrix} z_A & \sqrt{z_A} & (1-\zeta_i)\sqrt{z_A z_B} \\ \sqrt{z_A} & 1 & \sqrt{z_B} \\ (1-\zeta_i)\sqrt{z_A z_B} & \sqrt{z_B} & z_B \end{pmatrix}. \quad (7)$$

As demonstrated in Appendix A 2, the expression (6) can be calculated analytically due to the fact that for $\zeta_i = 0$ the corresponding transfer matrix has rank 1 [22].

Relegating the details of intermediate calculations to Appendix A 2, we find that in the leading in the limit $N \rightarrow \infty$ order, the disorder-averaged value of the logarithm of the grand-canonical partition function is given by

$$\left\langle \ln Z_N^{(I)}[\zeta_i] \right\rangle_\zeta = \frac{1-p}{p} \sum_{K=1}^N p^K \left((1-p)(N-K) + p + 1 \right) \ln Z_K, \quad (8)$$

where Z_K is the grand-canonical partition function of a completely catalytic finite chain containing K bonds. It is given explicitly by [18]

$$Z_K = \frac{t_2 t_3 + t_1}{(t_1 - t_2)(t_1 - t_3)} \frac{1}{t_1^K} + \frac{t_1 t_3 + t_2}{(t_2 - t_1)(t_2 - t_3)} \frac{1}{t_2^K} + \frac{t_1 t_2 + t_3}{(t_3 - t_1)(t_3 - t_2)} \frac{1}{t_3^K}, \quad (9)$$

where

$$t_1 = 2\sqrt{r_1} \cos \left(\frac{\pi}{6} + \frac{1}{3} \arcsin \left(\frac{q_1}{r_1^{3/2}} \right) \right) - \frac{1}{3},$$

$$t_2 = 2\sqrt{r_1} \sin \left(\frac{1}{3} \arcsin \left(\frac{q_1}{r_1^{3/2}} \right) \right) - \frac{1}{3},$$

$$t_3 = -2\sqrt{r_1} \cos \left(-\frac{\pi}{6} + \frac{1}{3} \arcsin \left(\frac{q_1}{r_1^{3/2}} \right) \right) - \frac{1}{3}, \quad (10)$$

with r_1 and q_1 defined in Eqs. 5 with p set equal to 1.

Model II

To specify the catalytic properties of lattice *sites* in Model II, we assign to each site a random variable η_i , such that $\eta_i = 1$ if the i -th site is catalytic, and $\eta_i = 0$, otherwise. For computational convenience, we add two additional noncatalytic sites at the extremities of the N -site chain, i.e., $\eta_0 = 0$ and $\eta_{N+1} = 0$. We suppose next that the number of such catalytic sites in the N -site chain

is N_s , such that the parameter $p = N_s/N$ can be thought of as their mean concentration. We assume that this latter property stays finite in the thermodynamic limit $N \rightarrow \infty$ meaning that N_s is extensive. Random variables η_i are uncorrelated at different sites, and the probability $P(\eta_i)$ that a given site is catalytic is given by

$$P(\eta_i) = p\delta_{\eta_i,1} + (1-p)\delta_{\eta_i,0}, \quad (11)$$

where $\delta_{a,b}$ is the Kronecker δ (see Eq. (1)). Next, let Boolean variables n_i and m_i denote the occupation variables for A and B particles; $n_i(m_i) = 1$, if the site i is occupied by an A (a B) particle, $n_i(m_i) = 0$ if there is no A (B) particle at the site i . In the case when both $n_i = 0$ and $m_i = 0$, the site is vacant. Then, for a given realization of random variables $\{\eta_i\}$, the grand-canonical partition function $Z_N^{(II)}[\eta_i]$ of Model II reads,

$$\begin{aligned} Z_N^{(II)}[\eta_i] = \sum_{\{n_i, m_i\}} \prod_i z_A^{n_i} z_B^{m_i} & \left((1 - n_i m_i) \right. \\ & \times (1 - \eta_i n_i m_{i-1}) (1 - \eta_{i+1} n_i m_{i+1}) \\ & \left. \times (1 - \eta_i m_i n_{i-1}) (1 - \eta_{i+1} m_i n_{i+1}) \right). \end{aligned} \quad (12)$$

As in Model I, the factor $(1 - n_i m_i)$ ensures that configurations when both $n_i = 1$ and $m_i = 1$, are excluded.

Model II. Annealed disorder.

The disorder-averaged grand-canonical partition function $Z_N^{(II)}[\eta_i]$ can be evaluated directly, by deriving appropriate four-site recursion relations obeyed by the grand-canonical partition function. The procedure is described in detail in Appendix B 1 and gives, for any N ,

$$Z_N^{(II)} = \left\langle Z_N^{(II)}[\eta_i] \right\rangle_\eta = \frac{\gamma_1}{l_1^N} + \frac{\gamma_2}{l_2^N} + \frac{\gamma_3}{l_3^N} + \frac{\gamma_4}{l_4^N} + \frac{\gamma_5}{l_5^N}, \quad (13)$$

where γ_j are the amplitudes (see Appendix B 1), while l_j are the roots of the fifth-order algebraic equation:

$$\begin{aligned} & \frac{1}{z_A z_B} - \frac{1 + z_A + z_B}{z_A z_B} l + (2-p)p l^2 + \\ & + p(2-p + (1-p)^2(z_A + z_B)) l^3 - \\ & - (1-p)^2 p^2 z_A z_B l^4 - (1-p)^2 p^2 z_A z_B l^5 = 0. \end{aligned} \quad (14)$$

This equation cannot be solved explicitly in the general case, and one has to resort to a numerical analysis. On the other hand, the asymptotic behavior of the roots can be established analytically in some limiting cases (see Appendix B 1). We note, however, that Eq. (14) simplifies considerably in the symmetric case $z = z_A = z_B$; here, the fifth-order equation (14) factorizes into a product of a quadratic and cubic polynomials of l (see Appendix B 1).

Then, in the leading in the limit $N \rightarrow \infty$ order, one has

$$\begin{aligned} Z_N^{(II)} = \exp & \left(-N \left[2\sqrt{r_2} \sin \left(\frac{1}{3} \arcsin \left(\frac{q_2}{r_2^{3/2}} \right) \right) \right. \right. \\ & \left. \left. - \frac{1}{3} \left(1 - \frac{1}{(1-p)z} \right) \right] \right), \end{aligned} \quad (15)$$

where r_2 and q_2 are rational functions of the mean concentration p of the catalytic sites and of the activity z . Explicitly, these parameters are given by

$$\begin{aligned} r_2 &= \frac{3(1+2z) - p(2 + (11-5p - (1-p)^2 z)z)}{27p(1-p)^2 z^2}, \\ q_2 &= \frac{1}{54(1-p)^3 p z^3} \left(7p - 9 + 3(1-p)(6-7p)z + \right. \\ & \left. + 3(1-p)^2(6-5p)z^2 + 2p(1-p)^3 z^3 \right). \end{aligned} \quad (16)$$

Asymptotic behavior of $Z_N^{(II)}$ is discussed in Appendix B 1.

Model II. Quenched disorder.

In the quenched disorder case we concentrate on the disorder-averaged logarithm of the grand-canonical partition function. To perform the averaging exactly, we follow two complementary approaches, which are discussed in detail in Appendix B 2. In the first approach, we use rather sophisticated combinatorial arguments, decomposing a disjoint array of catalytic sites into effectively completely catalytic clusters and calculating the corresponding statistical weights of such clusters. In this case, a completely catalytic cluster has a more complicated geometry, than in the case of random catalytic bonds, because here the reactive interactions involve effectively three sites (see below).

In the second approach, we exploit a formal relation between our Model II (similarly as was done for Model I) and the Blume-Emery-Griffiths spin-1 model [15, 21] with a particular choice of the interaction parameters. This permits us to represent the desired property as

$$\left\langle \ln Z_N^{(II)}[\eta_i] \right\rangle_\eta = \left\langle \ln \text{Tr} \prod_{i=1}^N V_{i-1,i} V_{i,i+1} \right\rangle_\eta, \quad (17)$$

where the transfer matrices $V_{i,j}$ are defined as

$$V_{i,j} = \begin{pmatrix} z_A^{1/2} & z_A^{1/4} & \varepsilon_{i,j}(z_A z_B)^{1/4} \\ z_A^{1/4} & 1 & z_B^{1/4} \\ \varepsilon_{i,j}(z_A z_B)^{1/4} & z_B^{1/4} & z_A^{1/2} \end{pmatrix}, \quad (18)$$

with $\varepsilon_{i,j} = (1 - \eta_i)(1 - \eta_j)$ and the subscript i, j denoting pairs of the nearest-neighboring sites. In such a representation, a disorder-averaged logarithm of the grand-canonical partition functions can be thought of as the Lyapunov index of a product of random 3×3 matrices, which are consecutively correlated; for any i the products $V_{i-1,i} V_{i,i+1}$ involve the same random variable η_i ,

and, hence, they do not decouple (in contrast to Model I).

We show in Appendix B 2 that the desired thermodynamic property admits the following exact, (in the leading in the limit $N \rightarrow \infty$ order), form:

$$\langle \ln Z_N^{(II)}[\eta_i] \rangle_\eta = \sum_{K=1}^N \omega_{K,N}(p) \ln Z_K, \quad (19)$$

where Z_K is a grand-canonical partition function of a completely catalytic chain containing K sites, which is defined in Eq. (9), while $\omega_{K,N}(p)$ is the statistical weight of a completely catalytic cluster, a K -cluster, formed by K catalytic sites appearing in an N -site chain (see Appendix B 2 for more details). Formally, such a K -cluster is denoted as a subset of n ($0 < n \leq \lfloor (K-1)/2 \rfloor$, with $\lfloor \dots \rfloor$ being the floor function), consecutive intervals $l_{r+1}, l_{r+2}, l_{r+3}, \dots, l_{r+n}$ from an entire set $\{l_n\}$ of the intersite intervals, where all the intervals l_{r+i} , $i = 1, \dots, n$, are greater than unity, obey the "conservation" law of the form $\sum_{i=1}^n l_{r+i} = K-1$ and are bounded by two intervals l_r and l_{r+n+1} of unit length. For all N and K except for $K=1$ and $K=N$, $\omega_{K,N}(p)$ is given by

$$\begin{aligned} \omega_{K,N}(p) = & p^{(K-1)/2} (1-p)^{(K+3)/2} \left(2F_K \left(\sqrt{\frac{p}{1-p}} \right) \right. \\ & \left. + (1-p)(N-K-1)F_{K-2} \left(\sqrt{\frac{p}{1-p}} \right) \right), \end{aligned} \quad (20)$$

while for $K=N$ and $K=1$ it obeys

$$\begin{aligned} \omega_{N,N}(p) = & p^{N/2} (1-p)^{N/2} \left(\sqrt{\frac{p}{1-p}} F_N \left(\sqrt{\frac{p}{1-p}} \right) + \right. \\ & \left. + 2F_{N-1} \left(\sqrt{\frac{p}{1-p}} \right) + \sqrt{\frac{p}{1-p}} F_{N-2} \left(\sqrt{\frac{p}{1-p}} \right) \right), \\ \omega_{1,N}(p) = & N(1-p)^3 + 2p(1-p)^2, \end{aligned} \quad (21)$$

respectively, where $F_n(x)$ are the Fibonacci polynomials

$$F_n(x) = \sum_{l=0}^{\lfloor (n-1)/2 \rfloor} \binom{n-l-1}{l} x^{n-2l-1}. \quad (22)$$

The expression (19) attains the following explicit, albeit

complicated, form in the symmetric case $z=z_A=z_B$:

$$\begin{aligned} \frac{1}{N} \langle \ln Z_N^{(II)}[\eta_i] \rangle_\eta = & (1-p)^3 \ln(1+2z) + \\ & + p(1-p)^2 \ln \left(\frac{1+3z+\sqrt{1+z(6+z)}}{2\sqrt{1+z(6+z)}} \right) - \\ & - p(p^2-3p+3) \ln \left(\frac{\sqrt{1+z(6+z)}-(1+z)}{2z} \right) - \\ & - \frac{p(1-p)^4}{\sqrt{p(4-3p)}} \sum_{m=0}^N \left(\frac{1}{X_+^m} - \frac{1}{X_-^m} \right) \\ & \times \ln \left(1 - \frac{1+3z-\sqrt{1+z(6+z)}}{1+3z+\sqrt{1+z(6+z)}} \left(-\frac{t_2}{t_1} \right)^{m+3} \right), \end{aligned} \quad (23)$$

where

$$X_\pm = -\frac{1}{2(1-p)} \left(1 \mp \sqrt{\frac{(4-3p)}{p}} \right), \quad (24)$$

and t_1 and t_2 are defined in Eqs. (10).

Expressions (4), (8), (15), and (19) [as well as Eq. (23)] constitute our main exact analytical results. They will serve us as the basis for the analysis of characteristic thermodynamic properties of the two-species adsorbates.

IV DISORDER-AVERAGED PRESSURE, DENSITIES AND THE COMPRESSIBILITIES OF A TWO-SPECIES ADSORBATE

For Model I and Model II, the disorder-averaged pressure in the case of *annealed* disorder is given by

$$\begin{aligned} P_k^{(ann)} \equiv P_k^{(ann)}(T, z_A, z_B) = \\ = \frac{1}{\beta} \lim_{N \rightarrow \infty} \frac{1}{N} \ln \langle Z_N^{(k)}[\alpha_i] \rangle_\alpha, \end{aligned} \quad (25)$$

where the subscripts and superscripts $k = \{I, II\}$ as well as arguments $\alpha_i = \{\zeta_i, \eta_i\}$ correspond to Model I or II.

In the *quenched* disorder case the disorder-averaged pressure formally obeys

$$\begin{aligned} P_k^{(quen)} \equiv P_k^{(quen)}(T, z_A, z_B) = \\ = \frac{1}{\beta} \lim_{N \rightarrow \infty} \frac{1}{N} \langle \ln Z_N^{(k)}[\alpha_i] \rangle_\alpha. \end{aligned} \quad (26)$$

As for the mean particles' densities and the compressibilities of the A and B phases in a two-species adsorbate, we note that our results indicate that the pressure is a symmetric function of z_A by z_B (see the Appendixes). Hence, it suffice to consider the thermodynamic properties of one of the species only. In what follows, we focus on the A phase. For the latter, the density $n_A^{(I)}$ (or $n_A^{(II)}$) of the A phase in a two-species adsorbate is defined by

$$n_A^{(k)} = \frac{\partial P_k}{\partial \mu_A}, \quad (27)$$

where μ_A is the chemical potential corresponding to the activity z_A . Here, in order to determine the mean density in the annealed disorder case, one has to use the expressions (4) and (15) for the grand-canonical partition function, while in the quenched disorder case the disorder-averaged pressure obtains from Eqs. (8) and (19). In turn, the compressibility of the A phase obeys

$$\kappa_A^{(k)} = \frac{1}{\left(n_A^{(k)}\right)^2} \frac{\partial n_A}{\partial \mu_A}. \quad (28)$$

Below we discuss the behavior of the disorder-averaged mean densities and of the compressibilities of the A phase in the two-species adsorbate. To ease the readability, we plot these characteristic properties as functions of system's parameters and emphasize some essential features, avoiding complicated analytical formulas. The latter are often too cumbersome, and are listed in full in the Appendixes.

In Fig. 3 we depict the disorder-averaged density n_A and the compressibility κ_A of the A phase in the case of *annealed* disorder in placement of the catalytic bonds or sites. In Fig. 3 (a) the disorder-averaged density is plotted as a function of the activity z_A , at fixed $z_B = 15$, for three values of the mean concentration p of the catalytic bonds (red dashed curves) or catalytic sites (blue solid curves). We observe that n_A is a monotonically increasing function of z_A , as it should, being equal to zero at $z_A = 0$ and approaching 1 as $z_A \rightarrow \infty$, which means that the second phase is squeezed out completely in this limit. In the case of catalytic bonds, the exact large- z_A asymptotic behavior of n_A is rather simple,

$$n_A = 1 - \frac{1 + (1-p)^2 z_B}{z_A} + O\left(\frac{1}{z_A}\right), \quad (29)$$

while in the case of catalytic sites n_A has a much more complicated form; in fact, the blue solid curves in Fig. 3 are the numerical plots of cumbersome analytical expressions, which we do not manage to simplify into compact forms even in the asymptotic limits. We see next that at a lowest concentration p (here, $p = 0.1$) the mean density is a rather smooth function, which form resembles the density dependence of binary Langmuir adsorbates of hard-core particles. Here, only a very minor difference between the cases of catalytic bonds or catalytic sites is seen. This difference becomes apparent for an intermediate concentration of catalytic bonds or sites, i.e., for $p = 0.5$, when n_A , as a function of z_A , starts to acquire a characteristic S -shape form. For largest p , (here, $p = 0.9$), this difference is also quite pronounced. Overall, it implies that the precise modeling of a catalyst – either in the form of catalytic bonds or in the form of catalytic sites – is physically a relevant issue. We also remark that the larger p is, the more abrupt is the variation of n_A with z_A . We observe that for $p = 0.9$, upon an increase of z_A , the mean density n_A does not exhibit any significant change in its value up to a certain threshold

z_A^* , when it starts to increase steeply, within a narrow interval of values of z_A , up to almost 1 and then again does not exhibit any significant change in its value. This abrupt change in the behavior is more pronounced, for the same value of p , in the case of catalytic sites than in the case of catalytic bonds. Surprisingly enough, curves for cases of both catalytic bonds and catalytic sites, for different values of p , cross each other nearly at the same point in a vicinity of $z_A \approx z_B$ for the present scale of the picture.

Further on, in Fig. 3 (b) we plot n_A as a function of the activity of the other component, for a fixed value of its own activity, $z_A = 15$. We observe here an inverse scenario showing now how the A component gets squeezed out by the other component when the activity of the latter increases. For smallest concentration of catalytic bonds or sites, n_A decreases very smoothly, and no apparent difference between two models is observed. This difference is much more noticeable for higher values of p , as well as the abrupt variation of n_A with z_B . In particular, for $p = 0.9$ we again observe that n_A stays almost constant (close to 1) upon a gradual increase of z_B up to a certain threshold value z_B^* , and then, when the activity z_B overpasses this value, n_A abruptly drops down to almost zero value meaning that the A phase fades out almost completely for finite z_B .

In Figs. 3 (c) and 3 (d), we present the dependence of the disorder-averaged density n_A on the concentration of the catalytic bonds or catalytic sites, for several values of the activity. In Fig. 3 (c) we fix $z_B = 15$ and plot n_A as a function of p for $z_A = 1, 5$ and 10. In Fig. 3 (d), conversely, we fix $z_A = 15$ and plot n_A as a function of p for $z_B = 1, 5$ and 10. We observe that n_A is a monotonically *decreasing* function of p at fixed z_B , and is a monotonically *increasing* function of p at a fixed z_A . Further on, we realize that the behavior of n_A in the case of catalytic sites becomes markedly different from the one in case of catalytic bonds at intermediate concentrations, and is more pronounced the larger is the value of the activity, regardless if it concerns z_A or z_B .

In Figs. 3 (e) and 3 (f), we plot a logarithm of the compressibility of the A phase as a function of the activity z_A for several values of z_B [Fig. 3 (e)] and as a function of the activity z_B for several stray values of z_A [Fig. 3 (f)]. We find that, in general, κ_A is a monotonically decreasing function of z_A and a monotonically increasing function of z_B . The difference between two models is small for low activities and becomes progressively more apparent for larger z . Interestingly enough, in the case of catalytic sites κ_A as a function of z_A exhibits a shoulder, which is absent in the case of catalytic bonds.

We finally realize that in the case of quenched disorder in placement of catalytic bonds or catalytic sites the behavior is visually very similar to the annealed disorder case (see Fig. 3), which renders a comparison between these two cases of disorder rather awkward. We thus relegate a corresponding figure to Appendixes A3 and B3. Instead, here we compare separately in Fig.

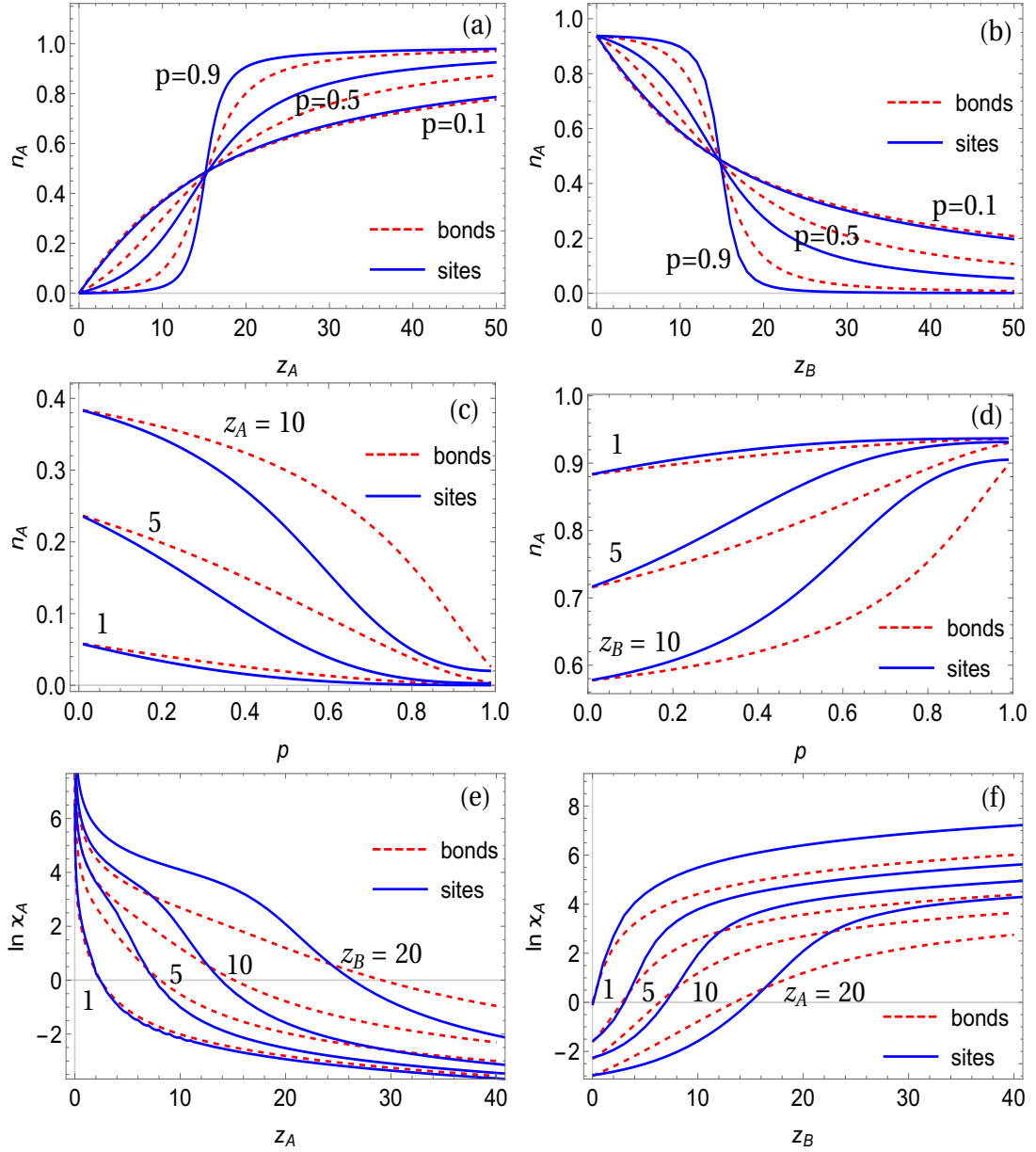


FIG. 3. *Annealed disorder case.* (a), (b) Disorder-averaged density n_A as a function of activity z_A for fixed $z_B = 15$ (a) and as a function of activity z_B for fixed $z_A = 15$ (b), for three values of the mean concentration $p = 0.1, 0.5, 0.9$ of the catalytic bonds (Model I, red dashed curves) and catalytic sites (Model II, blue solid curves). (c), (d) Disorder-averaged density n_A as a function of the mean concentration p of catalytic bonds or catalytic sites [the same color code as in panels (a) and (b)] for three values of z_A and $z_B = 15$ (c) and for three values of z_B and $z_A = 15$ (d). (e), (f) Logarithm of the compressibility χ_A for mean concentration $p = 0.7$ of the catalytic bonds or sites as a function of the activity z_A (e) or z_B (f). From left to right, the curves correspond to $z_B = 1, 5, 10, 20$ (e), and to $z_A = 1, 5, 10, 20$ (f).

4 the behavior in the annealed and quenched disorder cases for Model I [Fig. 4 (a)] and for Model II [Fig. 4 (b)], for simplicity considering only the symmetric case of equal activities $z_A = z_B = z$. As a consequence, in this symmetric case the disorder-averaged densities n_A and n_B are equal to each other, such that we drop the subscript A . Moreover, considering the P_I (or P_{II}) as a function of z and performing the derivative in respect to $\mu = \ln z/\beta$ we immediately get the full density of both

species. Therefore this full density is given in Fig. 4. We conclude that while the behavior in the annealed disorder case appears to be very different if we consider a catalyst as an array of catalytic bonds, or as an array of catalytic sites, we do not see much difference between the cases of annealed and quenched disorder for each model. This is rather counter-intuitive because the latter case is more involved from a mathematical point of view and the resulting expressions are much more cumbersome.

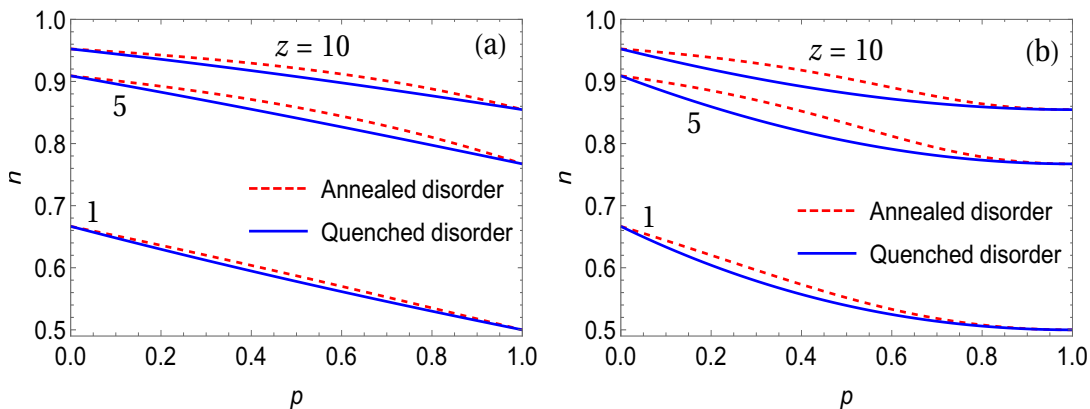


FIG. 4. *Annealed versus quenched disorder.* (a) Disorder-averaged density n for Model I as a function of the mean concentration p of the catalytic bonds for three values of activity $z = z_A = z_B$. (b) Disorder-averaged density n for Model II as a function of the mean concentration p of the catalytic sites for three values of the activity $z = z_A = z_B$.

V CONCLUSIONS

To recapitulate, we studied thermodynamic equilibrium properties of two-species adsorbates formed in the course of two-species $A + B \rightarrow \emptyset$ reactions, taking place on a one-dimensional lattice with randomly placed catalytic elements. We considered two types of such catalytic elements: namely, the model with randomly placed catalytic bonds (Model I), which prompt an instantaneous reaction between dissimilar species appearing on neighboring sites connected by such a bond, and the model with randomly placed catalytic sites (Model II); in this case the reaction between dissimilar species occurs instantaneously as soon as at least one of them resides on a catalytic site. As well, two types of disorder were considered: the case when disorder can be viewed as *annealed*, and a more complicated case with *quenched*, i.e., frozen disorder in spatial distribution of catalytic elements.

For both types of catalytic elements and for both types of disorder, we found exact solutions. For Model I and Model II with annealed disorder, we obtained exact results for the disorder-averaged grand-canonical partition function, and hence, for the pressure of the adsorbate and its thermodynamic derivatives. We also discussed in detail asymptotic behavior of the disorder-averaged particle density for small and large values of activities z_A and z_B , as well as its dependence on the concentration of the catalytic bonds or catalytic sites (see the Appendixes). In the case of quenched disorder the problem of averaging a logarithm of the grand-canonical partition function was solved by two complementary approaches. In the first approach, we reduced the problem to a combinatorial enumeration of all possible fully connected (completely catalytic) clusters with fixed positions of catalytic bonds or sites, and finding exact expressions for the statistical weights of such clusters. In the second approach, we reformulated the models under study in terms of the general spin-1 model [21], which permitted us to represent

the disorder-averaged pressure as an averaged logarithm of the trace of an infinite product of random three-by-three matrices – mutually uncorellated for Model I and having sequential, pairwise correlations in the case of Model II. In such a representation, exact solutions were also found, providing nontrivial examples of infinite products of random matrices for which the Lyapunov exponent can be calculated in an explicit form.

ACKNOWLEDGENTS

We wish to thank J.-M. Luck for valuable comments and interest in this work. M.D. acknowledges partial support from the National Academy of Sciences of Ukraine through Project KIIKBK 6541230, as well as from the Polish National Agency for Academic Exchange (NAWA) through Grant No. PPN/ULM/2019/1/00160.

Appendix A: Model I

1 Annealed disorder

In this subsection we present the derivation of Eq. (4).

We first write the disorder-averaged grand-canonical partition function $\langle Z_N^{(I)}[\zeta_i] \rangle_\zeta$ in the form

$$\begin{aligned} \langle Z_N^{(I)}[\zeta_i] \rangle_\zeta &= \sum_{\{n_i, m_i\}} \exp \left(\beta \mu_A \sum_i n_i \right) \exp \left(\beta \mu_B \sum_i m_i \right) \\ &\times \prod_i^{N-1} \left\langle (1 - n_i m_i)(1 - \zeta_i n_i m_{i+1})(1 - \zeta_i m_i n_{i+1}) \right\rangle_{\zeta_i}, \end{aligned} \quad (\text{A1})$$

where the angle brackets with the subscript ζ_i denote averaging with respect to the ensemble of ζ_i . Since ζ_i are independent random variables, and m_i and n_i are Boolean, i.e., they assume only values 0 and 1, the averaging in expression (A1) can be carried out directly to give

$$\begin{aligned} Z_N^{(I)} &= \langle Z_N^{(I)}[\zeta_i] \rangle_\zeta = \sum_{\{n_i, m_i\}} \exp \left(\beta \mu_A \sum_i n_i \right) \exp \left(\beta \mu_B \sum_i m_i \right) \\ &\times \prod_i^{N-1} (1 - n_i m_i) (1 - p(m_i n_{i+1} + n_i m_{i+1})). \end{aligned} \quad (\text{A2})$$

The next step consists in the derivation of appropriate recursion relations obeyed by the grand-canonical partition function. Here we follow closely the line of thought proposed in Ref. [18]. Let us define two auxiliary partition functions, $Z_N^{(A)}$ and $Z_N^{(B)}$, which differ from the grand-canonical partition function in that they obey some additional constraints. The function $Z_N^{(A)}$ is constrained by the condition that the site $i = N$ is occupied by an A particle (i.e., $n_N = 1$, and $m_N = 0$), while $Z_N^{(B)}$ - by the condition that this site is occupied by a B particle (i.e., $m_N = 1$, and $n_N = 0$). One evidently has

$$Z_N^{(A)} = Z_N \Big|_{m_N=0}^{n_N=1} = z_A \sum_{\{n_i, m_i\}} z_A^{\sum_{i=1}^{N-1} n_i} z_B^{\sum_{i=1}^{N-1} m_i} \prod_i^{N-2} [1 - p(m_i n_{i+1} + n_i m_{i+1})] (1 - p m_{N-1}), \quad (\text{A3})$$

$$Z_N^{(B)} = Z_N \Big|_{n_N=0}^{m_N=1} = z_B \sum_{\{n_i, m_i\}} z_A^{\sum_{i=1}^{N-1} n_i} z_B^{\sum_{i=1}^{N-1} m_i} \prod_i^{N-2} [1 - p(m_i n_{i+1} + n_i m_{i+1})] (1 - p n_{N-1}). \quad (\text{A4})$$

Then, we have that for $N \geq 2$,

$$Z_N^{(I)} = Z_{N-1}^{(I)} + Z_N^{(A)} + Z_N^{(B)}. \quad (\text{A5})$$

Further on, inspecting possible values of the variables n_{N-1} and m_{N-1} , we find that for $N \geq 3$ the functions $Z_N^{(A)}$ and $Z_N^{(B)}$ can be expressed in terms of Z_{N-2} , $Z_{N-1}^{(A)}$ and $Z_{N-1}^{(B)}$ as

$$Z_N^{(A)} = z_A Z_{N-2} + z_A (1 - p) Z_{N-1}^{(B)} + z_A Z_{N-1}^{(A)}. \quad (\text{A6})$$

An analogous expression for $Z_N^{(B)}$ is obtained from (A6) by merely interchanging subscripts and superscripts 'A' \leftrightarrow 'B', which gives

$$Z_N^{(B)} = z_B Z_{N-2} + z_B (1 - p) Z_{N-1}^{(A)} + z_B Z_{N-1}^{(B)}. \quad (\text{A7})$$

Equations (A5), (A6) and (A7) satisfy the following initial conditions:

$$Z_1 = 1 + z_A + z_B,$$

$$Z_1^{(A)} = z_A, \quad Z_2^{(A)} = z_A (1 + z_A + z_B (1 - p)),$$

$$Z_1^{(B)} = z_B, \quad Z_2^{(B)} = z_B (1 + z_B + z_A(1 - p)). \quad (\text{A8})$$

Solution of the recursion in Eqs. (A5), (A6) and (A7) with the initial conditions given by (A8) can be found by using the standard generating function technique (see, e. g., Ref. [18]). One finds then that the generating function $\mathcal{Z}_t = \sum_{N=1}^{\infty} Z_N t^N$ obeys

$$\mathcal{Z}_t = \frac{t\mathcal{L}_1(t)}{\mathcal{L}_2(t)}, \quad (\text{A9})$$

where

$$\begin{aligned} \mathcal{L}_1(t) &= \frac{1 + z_A + z_B}{z_A z_B} - 2t + 2(1 - p)t - t^2 + p(1 - p)t^2, \\ \mathcal{L}_2(t) &= \frac{1}{z_A z_B} - \frac{1 + z_A + z_B}{z_A z_B} t + t^2 - (1 - p)^2 t^2 + t^3 - (1 - p^2)t^3. \end{aligned} \quad (\text{A10})$$

Denoting next the roots of the cubic polynomial $\mathcal{L}_2(t)$ as t_1, t_2 and t_3 , such that $\mathcal{L}_2(t) = (t - t_1)(t - t_2)(t - t_3)$, we express Eq. (A9) in terms of elementary fractions and expanding each factor into the Taylor series in powers of t/t_j , $j = 1, 2, 3$. In doing so, we find that Eq. (A9) can be formally rewritten as

$$\mathcal{Z}_t = \sum_{N=1}^{\infty} \left[\alpha_1 \left(\frac{t}{t_1} \right)^N + \alpha_2 \left(\frac{t}{t_2} \right)^N + \alpha_3 \left(\frac{t}{t_3} \right)^N \right], \quad (\text{A11})$$

where

$$\begin{aligned} \alpha_1 &= \frac{t_2 t_3 + p [p - (1 - p) t_1] t_1}{(t_1 - t_2)(t_1 - t_3)}, \quad \alpha_2 = \frac{t_1 t_3 + p [p - (1 - p) t_2] t_1}{(t_2 - t_1)(t_2 - t_3)}, \\ \alpha_3 &= \frac{t_1 t_2 + p [p - (1 - p) t_3] t_3}{(t_3 - t_1)(t_3 - t_2)}. \end{aligned} \quad (\text{A12})$$

Comparing Eq. (A11) with the above presented definition of the generating function, we infer that the grand-canonical partition function of a chain with N adsorption sites is given explicitly by

$$Z_N^{(I)} = \frac{\alpha_1}{t_1^N} + \frac{\alpha_2}{t_2^N} + \frac{\alpha_3}{t_3^N}. \quad (\text{A13})$$

As can be seen from (A13), the behavior of the grand-canonical partition function is entirely determined by the roots t_1, t_2 , and t_3 . The latter can be conveniently written as [23]

$$t_{1,3} = \pm 2\sqrt{r_1} \cos \left(\pm \frac{\pi}{6} + \frac{1}{3} \arcsin(X_1) \right) - \frac{2 - p}{3p}, \quad (\text{A14})$$

$$t_2 = 2\sqrt{r_1} \sin \left(\frac{1}{3} \arcsin(X_1) \right) - \frac{2 - p}{3p}, \quad (\text{A15})$$

where we used shortenings

$$\begin{aligned} r_1 &= \frac{3(1 + z_A + z_B) + (2 - p)^2 z_A z_B}{9 p^2 z_A z_B}, \\ q_1 &= \frac{2(2 - p)^3 z_A z_B + 27p + 9(2 - p)[1 + z_A + z_B]}{54 p^3 z_A z_B}, \\ X_1 &= \frac{q_1}{r_1^{3/2}}. \end{aligned} \quad (\text{A16})$$

One notices that for all $z_{A,B} > 0$, the difference $q_1^2 - r_1^3 < 0$ and $0 < X_1 < 1$, which implies that all three roots of the cubic polynomial $\mathcal{L}_2(t)$ are real. Moreover, the roots are ordered, $t_1 > t_2 > t_3$ and $|t_3| > t_1$, and satisfy the following conditions:

$$t_1 t_2 t_3 = -\frac{1}{p^2 z_A z_B} < 0, \quad t_1 t_2 + t_1 t_3 + t_2 t_3 = -\frac{1 + z_A + z_B}{p^2 z_A z_B} < 0. \quad (\text{A17})$$

In the thermodynamic limit $N \rightarrow \infty$, the disorder-averaged grand-canonical partition functions is governed by the smallest positive root (in our case, this is t_2) and follows

$$Z_N^{(I)} = \exp \left(-N \left[2\sqrt{r_1} \sin \left(\frac{1}{3} \arcsin \left(\frac{q_1}{r_1^{3/2}} \right) \right) - \frac{2 - p}{3p} \right] \right). \quad (\text{A18})$$

a Pressure, densities and compressibilities

The disorder-averaged pressure obtains from (A18),

$$P^{(ann)} = \frac{1}{\beta} \lim_{N \rightarrow \infty} \frac{1}{N} \ln \langle Z_N^{(I)}[\zeta_i] \rangle_\zeta = -\frac{1}{\beta} \ln \left[2\sqrt{r} \sin \left(\frac{1}{3} \arcsin(X) \right) - \frac{2-p}{3p} \right]. \quad (\text{A19})$$

For $p = 1$, this expression reduces to the result obtained for a completely catalytic chain in Ref. [18].

Expressions for the disorder-averaged mean density $n_A^{(ann)} = \frac{\partial P_I}{\partial \mu_A}$ and for the compressibility

$$\kappa_A^{(I)} = \frac{1}{\left(n_A^{(k)}\right)^2} \frac{\partial n_A}{\partial \mu_A}, \quad (\text{A20})$$

are obtained directly from (A19) by a mere differentiation. They appear to be rather cumbersome. We therefore concentrate on their asymptotic behavior for small values of the activity z_A and z_B . First, we consider a situation, when one of two activities is small. In the case when $z_A \ll 1$, for a fixed activity z_B , we obtain

$$n_A^{(ann)} = \frac{(1+(1-p)z_B)^2}{(1+z_B)^3} z_A - \frac{(1+(1-p)z_B)^2 [(3p^2-6p+1)z_B^2 - 2(p^2+3p-1)z_B+1]}{(1+z_B)^6} z_A^2 + \mathcal{O}(z_A^3), \quad (\text{A21})$$

and thus the compressibility obeys

$$\kappa_A^{(ann)} = \frac{(1+z_B)^3}{[1+(1-p)z_B]^2 z_A} + \frac{p[p^3(z_B^2-3z_B-1)z_B-2p^2(2z_B^2-z_B-3)z_B+p(6z_B-5)(1+z_B)^2-4(1+z_B)]z_B}{(1+z_B)^3[1+(1-p)z_B]^2} z_A + \mathcal{O}(z_A^{3/2}). \quad (\text{A22})$$

In the case when the activity $z_B \ll 1$, while z_A is fixed we obtain

$$\begin{aligned} n_A^{(ann)} &= \frac{z_A}{1+z_A} - \frac{[p^2(z_A-2)z_A-2p(z_A^2-1)+(1+z_A)]z_A}{(1+z_A)^4} z_B \\ &+ \frac{[4p^3(3z_A^3-3z_A^2-5z_A+1)z_A-p^2(16z_A^2-19z_A+1)(1+z_A)^2+4p(2z_A-1)(1+z_A)^3-3p^4(z_A^2-3z_A+1)z_A^2-(1+z_A)^4]}{(1+z_A)^7} \\ &\times z_A z_B^2 + \mathcal{O}(z_B^{5/2}), \end{aligned} \quad (\text{A23})$$

while the compressibility is given by

$$\kappa_A^{(ann)} = \frac{1}{z_A} + \frac{p^2(z_A-5)z_A^2-2p(z_A^3-z_A^2-3z_A-1)+(1+z_A)^3}{z_A(1+z_A)^3} z_B + \mathcal{O}(z_B^{3/2}). \quad (\text{A24})$$

Next we consider a somewhat more complicated case when either one or both of the activities are large. We start with the analysis of the asymptotic behavior of t_2 (the smallest positive root) defined in Eq. (A15). Assume that the activity $z_A \gg 1$, while z_B is fixed. Using the identities

$$\sin \left[\frac{1}{3} \arcsin \left(\frac{\sqrt{z_B}(2-p)(9+2z_B(2-p)^2)}{2(3+z_B(2-p)^2)^{3/2}} \right) \right] = \frac{2-p}{2} \sqrt{\frac{z_B}{3+z_B(2-p)^2}}$$

and

$$\cos \left[\frac{1}{3} \arcsin \left(\frac{\sqrt{z_B}(2-p)(9+2z_B(2-p)^2)}{2(3+z_B(2-p)^2)^{3/2}} \right) \right] = \frac{\sqrt{3}}{2} \sqrt{\frac{4+z_B(2-p)^2}{3+z_B(2-p)^2}}, \quad (\text{A25})$$

one finds that t_2 has the following asymptotic representation

$$t_2 = \frac{1}{z_A} - [1+(1-p)^2 z_B] \frac{1}{z_A^2} + [1+2(1-3p+2p^2)z_B + (1-p)^2(1-4p+2p^2)z_B^2] \frac{1}{z_A^3} + \mathcal{O}\left(\frac{1}{z_A^4}\right). \quad (\text{A26})$$

Therefore, the pressure in Eq. (A19) obeys

$$\beta P^{(ann)} = \ln(z_A) + [1+(1-p)^2 z_B] \frac{1}{z_A} - \frac{1}{2} [1+2(1-4p+3p^2)z_B + (1-p)^2(1-6p+3p^2)z_B^2] \frac{1}{z_A^2} + \mathcal{O}\left(\frac{1}{z_A^3}\right). \quad (\text{A27})$$

As a consequence, the disorder-averaged particles density $n_A^{(ann)}$ follows

$$n_A^{(ann)} = 1 - [1 + (1-p)^2 z_B] \frac{1}{z_A} + [1 + 2(1-4p+3p^2)z_B + (1-p)^2(1-6p+3p^2)z_B^2] \frac{1}{z_A^2} + \mathcal{O}\left(\frac{1}{z_A^3}\right), \quad (\text{A28})$$

while the compressibility in this limit is given by

$$\kappa_A^{(ann)} = [1 + (1-p)^2 z_B] \frac{1}{z_A} - 2[2(1-4p+3p^2)z_B + (1-p)^2(1-6p+3p^2)z_B^2] \frac{1}{z_A^2} + \mathcal{O}\left(\frac{1}{z_A^3}\right). \quad (\text{A29})$$

In the limit of large activity $z_B \gg 1$ with z_A fixed, we can rewrite Eq. (A15) as follows

$$t_2 = \frac{1}{z_B} - [1 + (1-p)^2 z_A] \frac{1}{z_B^2} + [1 + 2(1-3p+2p^2)z_A + (1-p)^2(1-4p+2p^2)z_A^2] \frac{1}{z_B^3} + \mathcal{O}\left(\frac{1}{z_B^4}\right). \quad (\text{A30})$$

This implies that the disorder-averaged density of the A particles admits the form

$$n_A^{(ann)} = (1-p)^2 \frac{z_A}{z_B} - (1-4p+3p^2) \frac{z_A^2}{z_B^2} + (1-p)^2(1-6p+3p^2) \frac{z_A^3}{z_B^3} + \mathcal{O}\left(\frac{1}{z_B^4}\right), \quad (\text{A31})$$

while the compressibility of the A phase exhibits the following behavior in the leading in z_B order,

$$\kappa_A^{(ann)} = \frac{1}{(1-p)^2} \frac{z_B}{z_A} + \mathcal{O}\left(\frac{1}{z_B}\right). \quad (\text{A32})$$

b Expressions for the symmetric case

In the symmetric case $z_A = z_B = z$, our expressions simplify considerably. In this case, $\mathcal{L}_2(t)$ in Eq. (A10) factorizes into a product of a linear and a quadratic equations,

$$\mathcal{L}_2(t) = (1 - pzt)(1 - (1 + z(2-p))t - pzt^2). \quad (\text{A33})$$

One notices that the smallest root, which defines the leading behavior of the grand-canonical partition function in the limit $N \rightarrow \infty$, is the smallest root of the quadratic equation (A33):

$$t_{\pm} = \pm \frac{1}{2pz} \sqrt{(1 + (2-p)z)^2 + 4pz} - \frac{1 + (2-p)z}{2pz}, \quad (\text{A34})$$

i.e., t_+ . Therefore, the disorder-averaged pressure in the symmetric case in the thermodynamic limit $N \rightarrow \infty$ is simply given by

$$\beta P^{(ann)} = -\ln\left(\frac{1}{2pz} \sqrt{(1 + (2-p)z)^2 + 4pz} - \frac{1 + (2-p)z}{2pz}\right). \quad (\text{A35})$$

In the symmetric case, the mean densities of the A and B phases, as well as their compressibilities, are evidently equal to each other. In the limit of a small concentration of catalytic bonds, $p \ll 1$, the mean density of A and B phases is given by

$$n^{(ann)}(p) = \frac{2z}{1+2z} - \frac{4z^2}{(1+2z)^3} p + \mathcal{O}(p^2), \quad (\text{A36})$$

while in the limit when the system is *almost* completely catalytic, i.e., $p \sim 1$, one has

$$n^{(ann)}(p) = \frac{1}{2} \left(1 - \frac{1-z}{\sqrt{1+z(6+z)}}\right) + \frac{4z^2}{(1+z(6+z))^{3/2}}(1-p) + \mathcal{O}((1-p)^2). \quad (\text{A37})$$

Note that in the limit $z \rightarrow \infty$, for both small and high p , $n^{(ann)}(p) \rightarrow 1$, which means that the system becomes completely covered with particles. As shown in Ref. [18], which considered only the case $p \equiv 1$, this happens because the system spontaneously decomposes into clusters containing only one type of particles. We are not in position to unveil an analogous behavior in our case with $p < 1$; this would require a much more sophisticated approach. Note, as well, that the leading term in (A37) coincides with the result obtained in Ref. [18].

2 Quenched disorder

In this subsection we present the derivation of Eq. (8).

First let us consider a combinatorial approach in which an array of catalytic bonds is decomposed into a collection of disjoint but completely catalytic clusters. In the case of quenched disorder, when the positions of the catalytic bonds are fixed, (unlike in the problem with annealed disorder), here we need to perform averaging of a logarithm of the grand-canonical partition function with a distribution $P(\zeta_i)$, where the random quenched variable ζ_i is such that

$$\zeta_i = \begin{cases} 0, & \text{if } i \in \{X_n\}, \\ 1, & \text{otherwise,} \end{cases}$$

where $\{X_n\}$, $n = 1, 2, \dots, N_{nc}$ are the positions of the noncatalytic bonds. A logarithm of the grand-canonical partition function, averaged over all realizations of the ensemble of $\{\zeta_i\}$, can be rewritten as

$$\langle \ln Z_N^{(I)}[\zeta] \rangle_\zeta = \sum_{N_{nc}=0}^{N-1} p^{N-N_{nc}-1} (1-p)^{N_{nc}} \sum_{\{X_n\}} \ln Z_N(\{X_n\}), \quad (\text{A38})$$

where the sum with the subscript $\{X_n\}$ signifies that the summation extends over all possible placement of the noncatalytic bonds N_{nc} .

Next we introduce a set $N_{nc}+1$ of intervals $\{l_n\}$, which define consecutive catalytic bonds such that $l_n = X_n - X_{n-1}$ (with $X_0 = 0$) and $l_{N_{nc}+1} = N - X_{N_{nc}}$. This means that the first interval includes all sites connected by the catalytic bonds, starting from the boundary site $i = 0$ to the nearest noncatalytic bond, the second interval extends from this noncatalytic bond to the next, and so on, and the closing interval $l_{N_{nc}+1}$ goes from the last noncatalytic bond inside the chain to the boundary site $i = N$. Thus, the grand-canonical partition function can be rewritten in this "language" of intervals as follows

$$\langle \ln Z_N^{(I)}[\zeta] \rangle_\zeta = \sum_{N_{nc}=0}^{N-1} p^{N-N_{nc}-1} (1-p)^{N_{nc}} \sum_{\{l_n\}} \ln Z_N(\{l_n\}), \quad (\text{A39})$$

where the sum with subscript $\{l_n\}$ denotes now the summation over all possible solutions of the Diophantine equation

$$l_1 + l_2 + l_3 + \dots + l_{N_{nc}+1} = N, \quad (\text{A40})$$

in which each $l_i \geq 1$.

Then, we represent the grand-canonical partition function of the entire chain in form of a sum over partition functions of smaller clusters that contain their own sets of intervals,

$$\langle \ln Z_N^{(I)}[\zeta] \rangle_\zeta = \sum_{N_{nc}=0}^{N-1} p^{N-N_{nc}-1} (1-p)^{N_{nc}} \sum_{K=1}^N N_K(N_{nc}|N) \ln Z_K, \quad (\text{A41})$$

where $N_K(N_{nc}|N)$ defines the total number of fully catalytic clusters containing K -sites (K clusters) in all realizations with a fixed number of noncatalytic bonds N_{nc} , namely,

$$N_K(N_{nc}|N) = \sum_{\{l_n\}} \mathcal{N}_K(\{l_n\}|N), \quad (\text{A42})$$

in which the summands $\mathcal{N}_K(\{l_n\}|N)$ obey the "conservation" law

$$\mathcal{N}_1(\{l_n\}|N) + 2\mathcal{N}_2(\{l_n\}|N) + 3\mathcal{N}_3(\{l_n\}|N) + \dots + N\mathcal{N}_N(\{l_n\}|N) = N. \quad (\text{A43})$$

Therefore the disorder-averaged logarithm of a grand-canonical partition function with a quenched random placement of the catalytic bonds is given by

$$\langle \ln Z_N^{(I)}[\zeta] \rangle_\zeta = \sum_{K=1}^N \omega_{K,N}(p) \ln Z_K, \quad (\text{A44})$$

where $\omega_{K,N}(p)$ is the statistical weight of the K -clusters, which is defined as

$$\omega_{K,N}(p) = \sum_{N_{nc}=0}^{N-1} p^{N-N_{nc}-1} (1-p)^{N_{nc}} N_K(N_{nc}|N). \quad (\text{A45})$$

Statistical weights $\omega_{K,N}(p)$ can be found in an explicit form as follows. We first consider the cases of $(K = 1)$ - and $(K = 2)$ clusters, and then we will generalize the obtained results for an arbitrary K . A $(K = 1)$ cluster may appear when there is a unit interval $l_r = 1$. Therefore, the number $\mathcal{N}_1(\{l_n\}|N)$ of $(K = 1)$ clusters in the $\{l_n\}$ -realization is given by

$$\mathcal{N}_1(\{l_n\}|N) = \sum_{r=1}^{N_{nc}+1} \delta(l_r, 1), \quad (\text{A46})$$

where the Kronecker δ is defined by

$$\delta(k, m) = \frac{1}{2\pi i} \oint_{\mathcal{C}} \frac{d\tau}{\tau^{1+k-m}} = \begin{cases} 1, & \text{if } k = m, \\ 0, & \text{otherwise.} \end{cases}$$

Thus, the total number $N_1(N_{nc}|N)$ of $(K = 1)$ clusters in all realizations is given by

$$\begin{aligned} N_1(N_{nc}|N) &= \sum_{r=1}^{N_{nc}+1} \sum_{\{l_n\}} \delta(l_r, 1) = \frac{1}{2\pi i} \sum_{r=1}^{N_{nc}+1} \sum_{\{l_n\}} \oint_{\mathcal{C}} \frac{d\tau}{\tau} \frac{1}{\tau^{l_r-1}} = \frac{N_{nc}+1}{2\pi i} \oint_{\mathcal{C}} \frac{d\tau}{\tau} \tau^{(\sum_{r=1}^{N_{nc}} l_r - (N-1))} \\ &= \frac{N_{nc}+1}{2\pi i} \oint_{\mathcal{C}} \frac{d\tau}{\tau} \left(\frac{\tau}{1-\tau} \right)^{N_{nc}} \tau^{-(N-1)}. \end{aligned} \quad (\text{A47})$$

Using the expansion

$$\left(\frac{1}{1-\tau} \right)^{N_{nc}} = \sum_{n=0}^{\infty} \binom{n+N_{nc}-1}{N_{nc}-1} \tau^n = \sum_{n=N_{nc}-1}^{\infty} \binom{n}{N_{nc}-1} \tau^{n-(N_{nc}-1)}, \quad (\text{A48})$$

we obtain the following result:

$$N_1(N_{nc}|N) = (N_{nc}+1) \binom{N-2}{N_{nc}-1} \times \begin{cases} 1, & \text{if } 1 \leq N_{nc} \leq N-1, \\ 0, & \text{otherwise.} \end{cases}$$

Hence, the statistical weight $\omega_{1,N}(p)$ of $(K = 1)$ -clusters is given by the following expression

$$\omega_{1,N}(p) = \sum_{N_{nc}=1}^{N-1} p^{N-N_{nc}-1} (1-p)^{N_{nc}} (N_{nc}+1) \binom{N-2}{N_{nc}-1} = (1-p)[(1-p)(N-1) + p + 1]. \quad (\text{A49})$$

In the same way, we find that the statistical weight $\omega_{2,N}(p)$ of $(K = 2)$ -clusters is given by

$$\omega_{2,N}(p) = \sum_{N_{nc}=1}^{N-2} p^{N-N_{nc}-1} (1-p)^{N_{nc}} (N_{nc}+1) \binom{N-3}{N_{nc}-1} = (1-p) p [(1-p)(N-2) + p + 1]. \quad (\text{A50})$$

Invoking essentially the same type of combinatorial arguments, we eventually find that the statistical weight $\omega_{K,N}(p)$ of the clusters with $K-1$ bonds obeys

$$\omega_{K,N}(p) = (1-p) p^{K-1} [(1-p)(N-K) + p + 1]. \quad (\text{A51})$$

Therefore, the resulting expression for a disorder-averaged logarithm of the grand-canonical partition function reads

$$\left\langle \ln Z_N^{(I)}[\zeta_i] \right\rangle_{\zeta} = \frac{1-p}{p} \sum_{K=1}^N p^K \left((1-p)(N-K) + p + 1 \right) \ln Z_K, \quad (\text{A52})$$

where Z_K is the grand-canonical partition function of a completely catalytic finite chain comprising K bonds. An explicit form of Z_K was derived earlier in Ref. [18]. The disorder-averaged pressure in the case of quenched disorder obtains from Eq. (A52) by a mere differentiation,

$$\beta P^{(quen)}(p) = \frac{1}{N} \frac{1-p}{p} \sum_{K=1}^N p^K [(1-p)(N-K) + p + 1] \ln Z_K. \quad (\text{A53})$$

a Symmetric case

We focus here on the symmetric case $z_A = z_B = z$. First, we would like to evaluate Z_K , a grand-canonical partition function of a completely catalytic chain comprising K bonds. This can be done as follows: To solve the recurrence relations (A5) – (A7) one has to find the solutions of the quadratic equation (A33) for $p = 1$. In this case, the generation function $\mathcal{Z}_t = \sum_{K=1}^{\infty} Z_K t^K$ in Eq. (A9) is given by

$$\mathcal{Z}_t = t \frac{1 + z(2 + t)}{1 - (1 + z)t - zt^2}, \quad (\text{A54})$$

where the roots of a quadratic equation in the denominator are

$$t_1 = \frac{1}{2z}((1 + z) + \sqrt{(1 + z)^2 + 4z}), \quad t_2 = \frac{1}{2z}(-(1 + z) + \sqrt{(1 + z)^2 + 4z}). \quad (\text{A55})$$

Next, we rewrite Eq. (A54) in terms of elementary fractions, and expand the resulting expression into the Taylor series in powers of t . Comparing the obtained expression with the definition of the generation function \mathcal{Z}_t , we conclude that the grand-canonical partition function of a finite completely catalytic chain with K bonds reads

$$Z_K = \frac{1 + 3z + \sqrt{1 + z(6 + z)}}{2\sqrt{1 + z(6 + z)}t_2^K} \mathcal{L}_K, \quad (\text{A56})$$

where

$$\mathcal{L}_K = 1 - (-1)^K \frac{1 + 3z - \sqrt{1 + z(6 + z)}}{1 + 3z + \sqrt{1 + z(6 + z)}} \left(\frac{t_2}{t_1} \right)^K. \quad (\text{A57})$$

Eventually, a logarithm of the grand-canonical partition function (A56) can be rewritten as:

$$\ln Z_K = \ln \mathcal{L}_K + \ln \left(\frac{1 + 3z + \sqrt{1 + z(6 + z)}}{2\sqrt{1 + z(6 + z)}} \right) - K \ln t_2. \quad (\text{A58})$$

Now, we rewrite Eq. (A53) for a finite N as a sum of three contributions:

$$\beta P^{(quen)}(p) = \beta P_1^{(quen)}(p) + \beta P_2^{(quen)}(p) + \beta P_3^{(quen)}(p), \quad (\text{A59})$$

where $P_1^{(quen)}(p)$ is the contribution of elementary ($K = 1$) clusters, $P_2^{(quen)}(p)$ is the contribution of an N cluster (i.e., a completely catalytic cluster which spans the entire chain with N bonds), and eventually, $P_3^{(quen)}(p)$ is a contribution of remaining, all possible K clusters. In the limit $N \rightarrow \infty$, the contribution of ($K = 1$) clusters is given explicitly by

$$\beta P_1^{(quen)}(p) = \lim_{N \rightarrow \infty} \left(\frac{1}{N} \omega_{1,N}(p) \ln Z_1 \right), \quad (\text{A60})$$

while the contribution of an N cluster obeys

$$\beta P_2^{(quen)}(p) = \lim_{N \rightarrow \infty} \left(\frac{1}{N} \omega_{N,N}(p) \ln Z_N \right). \quad (\text{A61})$$

Finally, the contribution of all possible K clusters follows

$$\beta P_3^{(quen)}(p) = \lim_{N \rightarrow \infty} \left(\frac{1}{N} \sum_{K=2}^{N-1} \omega_{N,K}(p) \ln Z_K \right). \quad (\text{A62})$$

Taking into account the result for the statistical weight of ($K = 1$) cluster (A49), we find that

$$\beta P_1^{(quen)}(p) = (1 - p)^2 \ln(1 + 2z), \quad (\text{A63})$$

while the contribution of the N cluster for all $0 < p \leq 1$ in the thermodynamic limit is zero:

$$\beta P_2^{(quen)}(p) = \lim_{N \rightarrow \infty} \left(\frac{1}{N} (1 - p^2) p^{N-1} \ln Z_N \right) \equiv 0. \quad (\text{A64})$$

Let us rewrite next Eq. (A62), taking into account that a logarithm of the grand-canonical partition function is given by the expression (A58). We have

$$\begin{aligned} \beta P_3^{(quen)}(p) = & \lim_{N \rightarrow \infty} \left(\frac{1}{N} \ln \left(\frac{1+3z+\sqrt{1+z(6+z)}}{2\sqrt{1+z(6+z)}} \right) \sum_{K=2}^{N-1} \omega_{N,K}(p) - \frac{\ln t_2}{N} \sum_{K=2}^{N-1} K \omega_{N,K}(p) \right. \\ & \left. - \frac{1}{N} \sum_{K=2}^{N-1} \omega_{N,K}(p) \sum_{n=1}^{\infty} \frac{(-1)^{nK}}{n} \left(\frac{1+3z-\sqrt{1+z(6+z)}}{1+3z+\sqrt{1+z(6+z)}} \right)^n \left(\frac{t_2}{t_1} \right)^{nK} \right), \end{aligned} \quad (\text{A65})$$

where the function \mathcal{L}_K in Eq. (A57) is expanded into the Taylor series in powers of t_2/t_1 , ($t_2/t_1 < 1$). After some tedious but straightforward calculations, we find that the contribution of all possible K clusters (excluding $K = 1$ and $K = N$) reads

$$\begin{aligned} \beta P_3^{(quen)}(p) = & p(1-p) \ln \left(\frac{1+3z+\sqrt{1+z(6+z)}}{2\sqrt{1+z(6+z)}} \right) - p(2-p) \ln \left(\frac{\sqrt{1+z(6+z)} - (1+z)}{2z} \right) \\ & - p(1-p)^2 \sum_{n=1}^{\infty} \frac{1}{n} \left(\frac{1+3z-\sqrt{1+z(6+z)}}{1+3z+\sqrt{1+z(6+z)}} \right)^n \frac{(t_2/t_1)^{2n}}{1-p(-1)^n(t_2/t_1)^n}. \end{aligned} \quad (\text{A66})$$

Then, taking into account contributions from $\beta P_1^{(quen)}(p)$ (A63) and $\beta P_3^{(quen)}(p)$ (A66), we find that the disorder-averaged pressure is given by the following expression:

$$\begin{aligned} \beta P^{(quen)}(p) = & (1-p)^2 \ln(1+2z) + p(1-p) \ln \left(\frac{1+3z+\sqrt{1+z(6+z)}}{2\sqrt{1+z(6+z)}} \right) - p(2-p) \ln \left(\frac{\sqrt{1+z(6+z)} - (1+z)}{2z} \right) \\ & - p(1-p)^2 \sum_{n=1}^{\infty} \frac{1}{n} \left(\frac{1+3z-\sqrt{1+z(6+z)}}{1+3z+\sqrt{1+z(6+z)}} \right)^n \frac{(t_2/t_1)^{2n}}{1-p(-1)^n(t_2/t_1)^n}, \end{aligned} \quad (\text{A67})$$

which can be rewritten, expanding the denominator in the last term, as

$$\begin{aligned} \beta P^{(quen)}(p) = & (1-p)^2 \ln(1+2z) + p(1-p) \ln \left(\frac{1+3z+\sqrt{1+z(6+z)}}{2\sqrt{1+z(6+z)}} \right) - p(2-p) \ln \left(\frac{\sqrt{1+z(6+z)} - (1+z)}{2z} \right) \\ & + p(1-p)^2 \sum_{m=0}^{\infty} p^m \ln \left(1 - (-1)^m \frac{1+3z-\sqrt{1+z(6+z)}}{1+3z+\sqrt{1+z(6+z)}} \left(\frac{t_2}{t_1} \right)^{m+2} \right). \end{aligned} \quad (\text{A68})$$

Last, in virtue of the expression for $\beta P^{(quen)}(p)$ (A68), we have that the disorder-averaged particles density $n^{(quen)}(p)$ in the case of quenched disorder is given exactly by

$$\begin{aligned} n^{(quen)}(p) = & \frac{2z(1-p)^2}{1+2z} - 4pz \frac{(1+z)(1-p) + (2p-3)\sqrt{1+z(6+z)}}{(1+z(6+z))(1-z+\sqrt{1+z(6+z)})} \\ & + p(1-p)^2 \sum_{m=0}^{\infty} p^m \left(1 - (-1)^m \frac{1+3z-\sqrt{1+z(6+z)}}{1+3z+\sqrt{1+z(6+z)}} \left(\frac{t_2}{t_1} \right)^{m+2} \right)^{-1} \frac{4(-1)^{m+1}(t_2/t_1)^{m+1}}{\sqrt{1+z(6+z)}} \\ & \times \left(\frac{4z(t_2/t_1)}{(1+3z+\sqrt{1+z(6+z)})^2} + \frac{1+3z-\sqrt{1+z(6+z)}}{1+3z+\sqrt{1+z(6+z)}} \frac{(2+m)(1-z)}{(1+z+\sqrt{1+z(6+z)})^2} \right). \end{aligned} \quad (\text{A69})$$

The asymptotic behavior of the disorder-averaged particles density $n^{(quen)}(p)$ (A69) in the limit of a small mean concentration of catalytic bonds, i.e., for $p \ll 1$, for an arbitrary z is given by

$$\begin{aligned} n^{(quen)}(p) = & \frac{2z}{1+2z} + \left(\frac{3}{2} + \frac{2}{1+2z} - 2 \frac{1+2z}{1+2z(2+z)} - \frac{1+3z}{1+z(6+z)} \right. \\ & \left. + \frac{5-3z}{2\sqrt{1+z(6+z)}} - \frac{3+4z(3+2z)}{1+2z(1+z)(3+z)} \right) p + \mathcal{O}(p^2), \end{aligned} \quad (\text{A70})$$

while in the opposite limit of an almost completely catalytic chain, i.e., for $p \sim 1$, it follows

$$n^{(quen)}(p) = \frac{1}{2} \left(1 - \frac{1-z}{\sqrt{1+z(6+z)}} \right) - \frac{1}{\sqrt{1+z(6+z)}} \left(1 - \frac{1+3z}{\sqrt{1+z(6+z)}} \right) (1-p) + \mathcal{O}((1-p)^2). \quad (\text{A71})$$

b Quenched disorder. Mapping of Model I onto the spin-1 model

We outline here the essential steps involved in our second approach, which consists in mapping the Hamiltonian associated with the grand-canonical partition function of Model I onto the Hamiltonian of the classic Blume-Emery-Griffiths spin-1 model (BEG) [15, 21]. This mapping onto the BEG model is performed as follows: Assign to each site i , ($i = 1, \dots, N$), of a finite one-dimensional chain a three-state variable σ_i , such that

$$\sigma_i = \begin{cases} +1, & \text{if site } i \text{ is occupied by an } A \text{ particle,} \\ -1, & \text{if site } i \text{ is occupied by a } B \text{ particle,} \\ 0, & \text{if site } i \text{ is vacant.} \end{cases} \quad (\text{A72})$$

Standard Boolean occupation numbers n_i and m_i can be simply formulated in terms of this three-state variable σ_i as

$$n_i = \frac{\sigma_i + \sigma_i^2}{2}, \quad m_i = \frac{-\sigma_i + \sigma_i^2}{2}, \quad (\text{A73})$$

To somewhat simplify our derivations, we also impose the boundary conditions $\sigma_{N+1} = \sigma_1$.

Define next the couplings between the nearest-neighboring sites

$$J_{i,j} = \begin{cases} -E_1 (E_1 \rightarrow 0), & \text{for } A - A \text{ neighbors,} \\ -E_2 (E_2 \rightarrow 0), & \text{for } B - B \text{ neighbors,} \\ +\zeta_i E_3 (E_3 \rightarrow \infty), & \text{for } A - B \text{ or } B - A \text{ neighbors,} \\ 0, & \text{otherwise,} \end{cases} \quad (\text{A74})$$

where in the parentheses we indicate the limiting value to which the value of the corresponding coupling has to be set equal.

Therefore, the Hamiltonian of Model I can be written as

$$\mathcal{H} = \sum_{\langle ij \rangle}^N [n_i n_j (-E_1) + m_i m_j (-E_2) + \zeta_i (n_i m_j + n_j m_i) E_3] - \sum_{i=1}^N (\mu_A n_i + \mu_B m_i), \quad (\text{A75})$$

where summation in the first term extends over all pairs of the nearest-neighboring sites, with each pair taken in account only once. The Hamiltonian (A75) can be rewritten using the variable σ_i to give

$$\begin{aligned} \mathcal{H} = & -\frac{E_1 + E_2 + 2\zeta_i E_3}{4} \sum_{i=1}^N \sigma_i \sigma_{i+1} - \frac{E_1 + E_2 - 2\zeta_i E_3}{4} \sum_{i=1}^N \sigma_i^2 \sigma_{i+1}^2 - \frac{E_1 - E_2}{4} \sum_{i=1}^N (\sigma_i \sigma_{i+1}^2 + \sigma_{i+1} \sigma_i^2) \\ & - \frac{\mu_A - \mu_B}{2} \sum_{i=1}^N \sigma_i - \frac{\mu_A + \mu_B}{2} \sum_{i=1}^N \sigma_i^2. \end{aligned} \quad (\text{A76})$$

One recognises next that this is exactly the Hamiltonian of the spin $S = 1$ model [24] with the following parameters

$$\begin{aligned} J &= \frac{E_1 + E_2 + 2\zeta_i E_3}{4}, \quad K = \frac{E_1 + E_2 - 2\zeta_i E_3}{4}, \quad C = \frac{E_1 - E_2}{4}, \\ H &= \frac{\mu_A - \mu_B}{2}, \quad \text{and } \Delta = -\frac{\mu_A + \mu_B}{2}. \end{aligned} \quad (\text{A77})$$

Noticing the equivalence of our model at hand with the BEG model, we remark that the values of the parameters appearing in the effective BEG model are a little bit unusual. Our conditions $E_1 = E_2 = 0$ and $E_3 \rightarrow \infty$, imply that $C = 0$, a bilinear exchange constant $J = \zeta_i E_3/2 \rightarrow \infty$ (if $\zeta_i = 1$), and, finally, a biquadratic exchange constant $K = -\zeta_i E_3/2 \rightarrow -\infty$, with, however, the ratio J/K being constant and equal to -1 regardless of the value of ζ_i .

Redefining next the local fields $\mu(\sigma_i)$, such that

$$\mu(\sigma_i) = \begin{cases} -\mu_A, & \text{if } \sigma_i = 1, \\ +\mu_B, & \text{if } \sigma_i = -1, \\ 0, & \text{if } \sigma_i = 0. \end{cases} \quad (\text{A78})$$

we cast the grand-canonical partition function into a form

$$Z_N^{(BEG)} = \sum_{\{\sigma_i\}} \exp \left[\sum_{i=1}^N (-\beta J_{i,i+1} \sigma_i \sigma_{i+1} - \beta \mu(\sigma_i) \sigma_i) \right], \quad (\text{A79})$$

which can now be conveniently written as the trace of a product of transfer matrices,

$$Z_N^{(BEG)} = \text{Tr} \prod_{i=1}^N V_{i,i+1}, \quad (\text{A80})$$

with $V_{i,i+1}$ given explicitly by

$$V_{i,i+1} = \exp \left[-\beta J_{i,i+1} \sigma_i \sigma_{i+1} - \beta (\mu(\sigma_i) \sigma_i + \mu(\sigma_{i+1}) \sigma_{i+1}) / 2 \right]. \quad (\text{A81})$$

In the thermodynamic limit, the expressions for the pressure given by the grand-canonical partition functions of Model I and by (A80) become identical, if we set $E_1 = E_2 = 0$, and $E_3 \rightarrow \infty$. For such values of the parameters, the transfer matrix $V_{i,i+1}$ attains the following form

$$V_{i,i+1} = \begin{pmatrix} z_A & \sqrt{z_A} & (1 - \zeta_i) \sqrt{z_A z_B} \\ \sqrt{z_A} & 1 & \sqrt{z_B} \\ (1 - \zeta_i) \sqrt{z_A z_B} & \sqrt{z_B} & z_B \end{pmatrix}. \quad (\text{A82})$$

We introduce next the following shortenings: $\sqrt{z_A} = x$, $\sqrt{z_B} = y$ and $1 - \zeta_i = \epsilon_i$. Then, the transfer matrix $V_{i,i+1}$ (A82) can be simply written as

$$V_{i,i+1} \equiv V_{\epsilon_i} = \begin{pmatrix} x^2 & x & xy\epsilon_i \\ x & 1 & y \\ xy\epsilon_i & y & y^2 \end{pmatrix}, \quad (\text{A83})$$

where x and y are real and positive definite, and random variable ϵ_i obeys

$$\epsilon_i = \begin{cases} 0, & \text{with probability } p, \\ 1, & \text{with probability } 1 - p \equiv q. \end{cases} \quad (\text{A84})$$

As a consequence, each V_{ϵ_i} (A83) equals either

$$V_0 = \begin{pmatrix} x^2 & x & 0 \\ x & 1 & y \\ 0 & y & y^2 \end{pmatrix}, \quad (\text{A85})$$

with probability p or to

$$V_1 = \begin{pmatrix} x^2 & x & xy \\ x & 1 & y \\ xy & y & y^2 \end{pmatrix}, \quad (\text{A86})$$

with probability $q = 1 - p$, respectively. The matrices V_{ϵ_i} are real and symmetric, and have non-negative entries.

Calculation of the disorder-averaged pressure in Model I thus amounts to finding the Lyapunov exponent γ ,

$$\gamma = \lim_{N \rightarrow \infty} \frac{1}{N} \ln \text{Tr} \prod_{i=1}^N V_{\epsilon_i}. \quad (\text{A87})$$

of a product of random, uncorrelated 3×3 matrices of the form (A83). As was pointed to us by J.-M. Luck [22], in the case at hand a very singular feature of the model is that the matrix V_1 has rank 1. As a matter of fact, this very circumstance allows for an exact calculation of the Lyapunov exponent.

The matrix V_1 has only one nonzero eigenvalue, $= 1 + x^2 + y^2$, while other two are equal to 0, and the eigenvector corresponding to the nonzero eigenvalue is

$$\vec{u} = \begin{pmatrix} x \\ 1 \\ y \end{pmatrix}. \quad (\text{A88})$$

In other words, V_1 is a multiple of the orthogonal projector onto the direction of the vector \vec{u} . In addition, the kernel of the matrix V_1 is a subspace orthogonal to \vec{u} . It can be defined, for example, by the following two vectors \vec{v} and \vec{w} :

$$\vec{v} = \begin{pmatrix} 1 \\ -x \\ 0 \end{pmatrix} \quad \text{and} \quad \vec{w} = \begin{pmatrix} 0 \\ -y \\ 1 \end{pmatrix}. \quad (\text{A89})$$

Introduce next a matrix P such that

$$P = (\vec{u} \ \vec{v} \ \vec{w}) = \begin{pmatrix} x & 1 & 0 \\ 1 & -x & -y \\ y & 0 & 1 \end{pmatrix}, \quad (\text{A90})$$

with its inverse matrix being

$$P^{-1} = \frac{1}{\lambda} \begin{pmatrix} x & 1 & y \\ 1 + y^2 & -x & -xy \\ -xy & -y & 1 + x^2 \end{pmatrix}, \quad (\text{A91})$$

where

$$\lambda = 1 + x^2 + y^2. \quad (\text{A92})$$

In the basis $\{\vec{u}, \vec{v}, \vec{w}\}$, the matrices V_1 and V_0 become, respectively,

$$W_1 = P^{-1}V_1P = \lambda \begin{pmatrix} 1 & 0 & 0 \\ 0 & 0 & 0 \\ 0 & 0 & 0 \end{pmatrix}, \quad (\text{A93})$$

and

$$\begin{aligned} W_0 &= P^{-1}V_0P \\ &= \frac{1}{\lambda} \begin{pmatrix} 1 + 2(x^2 + y^2) + x^4 + y^4 & -xy^2 & -x^2y \\ -xy^2(1 - x^2 + y^2) & x^2y^2 & -xy(1 + y^2) \\ -x^2y(1 + x^2 - y^2) & -xy(1 + x^2) & x^2y^2 \end{pmatrix}. \end{aligned} \quad (\text{A94})$$

Let us define next a sequence of vectors

$$A_i = \begin{pmatrix} a_i \\ b_i \\ c_i \end{pmatrix}, \quad (\text{A95})$$

such that

$$A_i = W_{\epsilon_i} A_{i-1}, \quad (\text{A96})$$

with

$$A_0 = \begin{pmatrix} 1 \\ 0 \\ 0 \end{pmatrix}. \quad (\text{A97})$$

The entries a_i are evidently positive. As a consequence, the Lyapunov exponent γ in (A87) takes the form

$$\gamma = \lim_{N \rightarrow \infty} \frac{1}{N} \ln a_N = \lim_{N \rightarrow \infty} \frac{1}{N} \sum_{i=1}^N \ln \frac{a_i}{a_{i-1}}. \quad (\text{A98})$$

We notice that once $\epsilon_i = 1$, we have $A_i = \lambda a_{i-1} A_0$, and therefore $a_i = \lambda a_{i-1}$, such that the contribution of each site with $\epsilon_i = 1$ to the sum in Eq. (A98) is $\ln \lambda$, $\lambda = 1 + x^2 + y^2$. Importantly, the vector A_i is proportional to A_0 , irrespective of A_{i-1} . This resetting to a fixed direction is, in fact, the key feature allowing for an exact calculation of the Lyapunov exponent. One example of such a situation was discovered long ago in Ref. [25], which analyzed the frequency spectrum of a chain of light and heavy beads connected by identical springs, in the limit when the masses of the heavy beads are infinitely large.

To proceed, it is convenient to renumber the sites along the chain according to the last occurrence of $\epsilon_i = 1$. In this procedure, any site in the chain gets a label j with probability qp^j (where $j \geq 0$). In doing so, we have

$$\gamma = q \left(\ln \lambda + \sum_{j \geq 1} p^j \ln \frac{a_j}{a_{j-1}} \right). \quad (\text{A99})$$

Setting for further convenience

$$a_j = \frac{t_j}{\lambda}, \quad (\text{A100})$$

the expression (A99) can be simplified to give

$$\gamma = q^2 \left(\ln \lambda + \sum_{j \geq 1} p^j \ln t_j \right). \quad (\text{A101})$$

Next, it follows from (A96) that t_j obeys the four-site recursion

$$t_{j+3} - \lambda t_{j+2} + x^2 y^2 t_{j+1} + x^2 y^2 t_j = 0, \quad (\text{A102})$$

with the initial conditions

$$t_{-2} = t_{-1} = 1 \quad \text{and} \quad t_0 = \lambda. \quad (\text{A103})$$

It is rather straightforward to find first few terms in this recursion by just iterating the initial conditions, which gives, e.g.,

$$t_1 = \lambda^2 - 2x^2 y^2, \quad t_2 = \lambda^3 - (3\lambda - 1)x^2 y^2, \quad (\text{A104})$$

and so on. The general solution for an arbitrary j can be found by standard means, e.g. from the characteristic polynomial $\mathcal{Q}(\eta)$ for W_0 (or alternatively for V_0). In this representation,

$$t_j = \sum_{k=1,2,3} \alpha_k \eta_k^{j+2}, \quad (\text{A105})$$

where η_k are the solutions of characteristic equations $\mathcal{Q}(\eta) = 0$:

$$\eta^3 - \lambda \eta^2 + (\eta + 1)x^2 y^2 = (\eta - \eta_1)(\eta - \eta_2)(\eta - \eta_3). \quad (\text{A106})$$

Note that the exponent $(j+2)$ in (A105) is chosen for a mere convenience. Further on, since V_0 is a symmetric matrix, the eigenvalues η_k ($k = 1, 2, 3$) are real, and we order them according to

$$\eta_3 < 0 < \eta_2 < \eta_1, \quad (\text{A107})$$

such that the Perron-Frobenius eigenvalue η_1 is the largest in absolute value. All three solutions η_k are defined as

$$\begin{aligned} \eta_1 &= 2\sqrt{r} \cos \left(\frac{1}{3} \arccos(X) \right) + \frac{1}{3} (1 + x^2 + y^2), \\ \eta_2 &= 2\sqrt{r} \cos \left(\frac{1}{3} \arccos(X) - \frac{2\pi}{3} \right) + \frac{1}{3} (1 + x^2 + y^2), \\ \eta_3 &= 2\sqrt{r} \cos \left(\frac{1}{3} \arccos(X) - \frac{4\pi}{3} \right) + \frac{1}{3} (1 + x^2 + y^2), \end{aligned} \quad (\text{A108})$$

with

$$\begin{aligned} r &= \frac{1}{9} \left(x^2 (x^2 - (y^2 - 2)) + (y^2 + 1)^2 \right), \\ q &= \frac{1}{54} \left(x^2 (x^2 (2x^2 - 3(y^2 - 2)) - 3(y^2 (y^2 + 8) - 2)) + 2(y^2 + 1)^3 \right), \\ X &= \frac{q}{r^{3/2}}. \end{aligned}$$

The amplitudes α_k can be determined from the initial conditions (A103). Therefore, after some algebra, we find

$$\alpha_k = \frac{\eta_k^2 - x^2 y^2}{\lambda \eta_k^2 - (2\eta_k + 3)x^2 y^2}, \quad (\text{A109})$$

or, equivalently,

$$\alpha_k \eta_k = 1 + \frac{2x^2 y^2}{\lambda \eta_k^2 - (2\eta_k + 3)x^2 y^2}. \quad (\text{A110})$$

The expression in (A101), together with (A102) and (A103), (or with (A105) and (A109)), respectively, provides an exact value of the Lyapunov exponent. The Lyapunov exponent is evidently a symmetric function of x and y . It is a monotonically decreasing function of p , which interpolates between the value $\gamma = \ln \lambda = \ln(1 + x^2 + y^2)$ (since λ is the largest eigenvalue of V_1), which value is attained for $p = 0$, and the value $\gamma = \ln \eta_1$, (recall that η_1 is the largest eigenvalue of V_0), for $p = 1$. Consider last its behavior in some limiting situations:

- (a) For $p \rightarrow 0$ (i.e., $q \rightarrow 1$), keeping only the term $j = 1$ in (A101), we obtain the following expansion:

$$\gamma = \ln \lambda + p \ln \left(1 - \frac{2x^2 y^2}{\lambda^2} \right) + \dots \quad (p \rightarrow 0). \quad (\text{A111})$$

The term linear in p is negative. Higher-order corrections are of order $O(p^2)$.

- (b) For $p \rightarrow 1$ (i.e., $q \rightarrow 0$), a large number of terms, [of order $O(1/(1-p))$], contributes to the sum in (A101). For large j , it is legitimate to approximate $t_j \approx \alpha_1 \eta_1^{j+2}$. Hence, the following expansion holds:

$$\gamma = \ln \eta_1 + (1-p) \ln \alpha_1 \eta_1 + \dots \quad (p \rightarrow 1). \quad (\text{A112})$$

The term linear in $(1-p)$ is positive, as a consequence of (A110), in which the denominator is positive for $k = 1$. Higher-order corrections are of order $O((1-p)^2)$.

- (c) When x and y are small, the Lyapunov exponent exhibits a weak linear dependence on p . We have that here $\eta_1 \approx \lambda - 2x^2 y^2$, (where $x^2 y^2$ is very small), and, more generally,

$$\gamma \approx \ln \lambda - 2x^2 y^2 p \approx x^2 + y^2 - 2px^2 y^2, \quad (\text{A113})$$

which is corroborated by the expansions (A111) and (A112).

- (d) When x and y are both large, the dependence of the Lyapunov exponent on $1-p$ is also linear. Assume, for simplicity, that the ratio

$$g = \frac{y}{x} < 1 \quad (\text{A114})$$

is fixed. We have $\eta_1 \approx x^2$, $\eta_2 \approx y^2$, $\alpha_1 \eta_1 \approx 1$, $\alpha_2 \eta_2 \approx 1$, while η_3 is negligibly small, such that

$$t_j \approx x^{2(j+1)} + y^{2(j+1)}. \quad (\text{A115})$$

Inserting the latter estimate into (A101), we obtain after some algebra

$$\gamma \approx \ln x^2 + (1-p)^2 \sum_{j \geq 0} g^j \ln(1 + g^{2(j+1)}). \quad (\text{A116})$$

The leading logarithmically divergent contribution is independent of p . The expansion (A111) becomes

$$\gamma \approx \ln x^2 + y^2 + p \ln \frac{x^4 + y^4}{(x^2 + y^2)^2} \quad (p \rightarrow 0), \quad (\text{A117})$$

in agreement with (A116). Then, the expansion (A112) becomes

$$\gamma \approx \ln x^2 + \frac{2(1-p)y^2}{x^2(x^2 + y^2)} \quad (p \rightarrow 1), \quad (\text{A118})$$

whereas the correction term in (A116) has a factor $(1-p)^2$, showing that the limits $x, y \rightarrow \infty$ and $p \rightarrow 1$ do not commute.

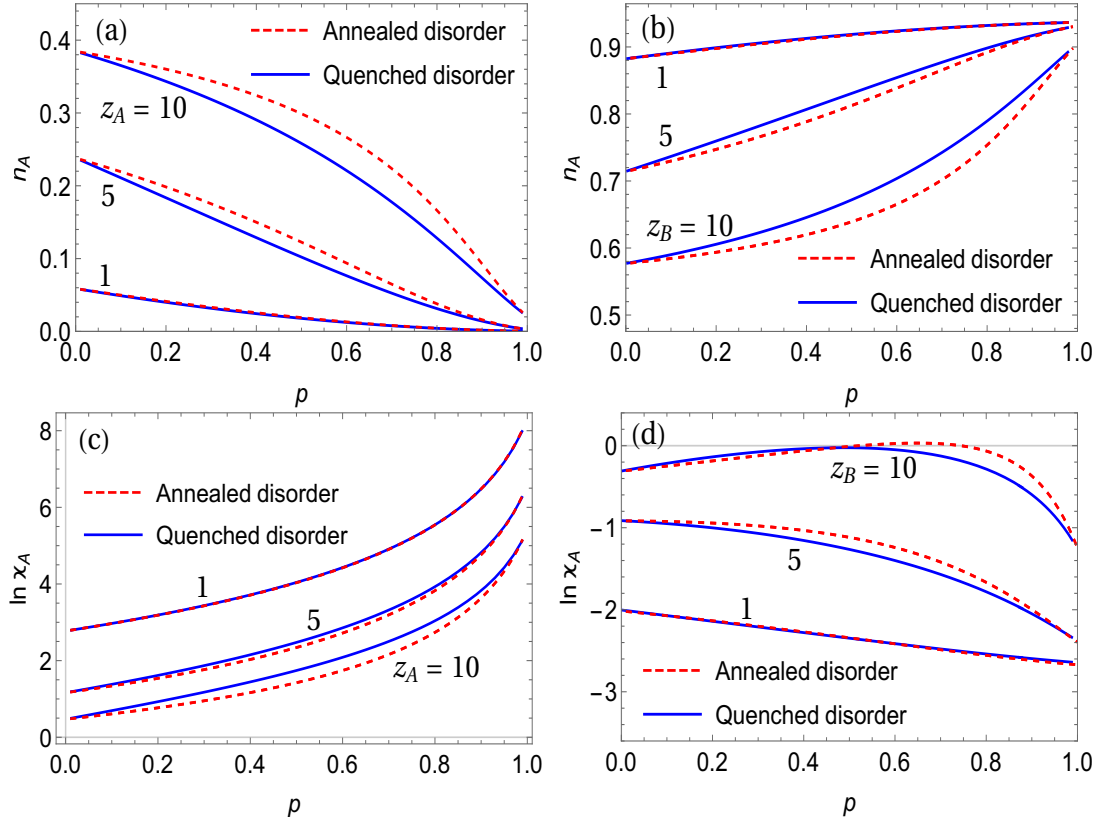


FIG. 5. *Model I. Annealed (red dashed curves) versus quenched (blue solid curves) disorder.* (a), (b) Disorder-averaged density n_A as a function of the mean concentration p of catalytic bonds for three values of z_A and $z_B = 15$ (a) and for three values of z_B and $z_A = 15$ (b). (c), (d) Logarithm of the compressibility κ_A as a function of the mean concentration p of catalytic bonds for three values of z_A and $z_B = 15$ (c) and for three values of z_B and $z_A = 15$ (d).

Therefore we obtain the following expression for the disorder-averaged pressure per site in the case of quenched disorder :

$$\beta P^{(quen)} = (1-p)^2 \left(\ln \lambda + \sum_{j=1}^{\infty} p^j \ln \left(\sum_{k=1,2,3} \frac{(\eta_k^2 - x^2 y^2) \eta_k^{j+2}}{\lambda \eta_k^2 - (2\eta_k + 3)x^2 y^2} \right) \right), \quad (\text{A119})$$

which can be rewritten in terms of the original variables as

$$\begin{aligned} \beta P^{(quen)} = & (1-p)^2 \ln(1 + z_A + z_B) + \\ & + (1-p)^2 \sum_{j=1}^{\infty} p^j \ln \left(\sum_{k=1,2,3} \frac{(\eta_k^2 - z_A z_B) \eta_k^{j+2}}{(1 + z_A + z_B) \eta_k^2 - 2(z_A z_B) \eta_k - 3z_A z_B} \right), \end{aligned} \quad (\text{A120})$$

where η_k ($k = 1, 2, 3$) are defined in (A108).

3 Model I. Annealed versus quenched disorder

Here we present an additional figure, complementary to Figs. 3 and 4. In Fig. 5 we provide a comparison of the behavior of the thermodynamic properties in the case of annealed (red dashed curves) and of quenched disorder (blue curves). We depict in Figs. 5 (a) and 5 (b) the disorder-averaged density n_A as a function of the mean concentration p of catalytic bonds for different values of activities z_A and fixed z_B . In Figs. 5 (c) and 5 (d) we plot a logarithm of the compressibility κ_A as a function of p for three values of z_A [and fixed $z_B = 15$; Fig. 5 (c)], and three values of z_B [and fixed $z_A = 15$; Fig. 5 (d)]. As we have already remarked, the behavior appears to be surprisingly similar, and only a noticeable difference emerges at intermediate p and large values of the activity.

Appendix B: Model II

1 Annealed disorder

The grand-canonical partition function $\langle Z_N^{(II)}[\eta_i] \rangle_\eta$ of Model II, averaged directly over the spatial distribution of the sites with catalytic properties, obeys

$$\begin{aligned} \langle Z_N^{(II)}[\eta_i] \rangle_\eta &= \sum_{\{n_i, m_i\}} \exp\left(\beta\mu_A \sum_i n_i\right) \exp\left(\beta\mu_B \sum_i m_i\right) \prod_i^N (1 - n_i m_i) \\ &\times \prod_i^N \left(p (1 - n_i m_{i-1})(1 - n_i m_{i+1})(1 - m_i n_{i-1})(1 - m_i n_{i+1}) + 1 - p \right). \end{aligned} \quad (B1)$$

For Boolean variables n_i and m_i , which assume only values 0 and 1, the term in the second line can be formally rewritten as

$$\left(p (1 - n_i m_{i-1})(1 - n_i m_{i+1})(1 - m_i n_{i-1})(1 - m_i n_{i+1}) + 1 - p \right) \equiv (1 - p)^{\Psi_i},$$

where Ψ_i is a Boolean function of the form

$$\Psi_i = 1 - (1 - n_i m_{i-1})(1 - n_i m_{i+1})(1 - m_i n_{i-1})(1 - m_i n_{i+1}). \quad (B2)$$

This function can be equal to only 0 or 1, depending on the values of the occupation variables. As a consequence, the disorder-averaged grand-canonical partition function of Model II reads

$$Z_N^{(II)} = \langle Z_N^{(II)}[\eta_i] \rangle_\eta = \sum_{\{n_i, m_i\}} z_A^{\sum_{i=1}^N n_i} z_B^{\sum_{i=1}^N m_i} \left(\prod_i^N (1 - n_i m_i) \right) (1 - p)^{\sum_{i=1}^N \Psi_i}. \quad (B3)$$

In order to calculate $Z_N^{(II)}$, we pursue the same strategy as we employed in the case of Model I, i.e., we seek an appropriate recursion scheme obeyed by this property. To this end, we introduce auxiliary grand-canonical partition functions, i.e., grand-canonical partition functions with a fixed occupation of the last site $i = N$. Let $Z_N^{(A)}$ correspond to the situation when this last site is occupied by an A particle, and $Z_N^{(B)}$ to the situation when this site is occupied by a B particle. Then, we have for $Z_N^{(II)}$ that

$$Z_N^{(II)} = Z_N^{(0)} + Z_N^{(A)} + Z_N^{(B)} = Z_{N-1}^{(II)} + Z_N^{(A)} + Z_N^{(B)}, \text{ for } N \geq 2. \quad (B4)$$

Recurrence relations obeyed by the auxiliary partition functions can be pursued further if we take into account that a particle which resides on a catalytic site, can interact with its both neighbors. As a consequence, if the site $i = N$ is occupied by an A particle (the same for a B particle), then

$$\begin{aligned} Z_N^{(A)} &= Z_N^{(A, 0)} + Z_N^{(A, A)} + Z_N^{(A, B)} \\ &= Z_N^{(A, 0)} + Z_N^{(A, A)} + z_A(1 - p)^2 Z_{N-1}^{(B, 0)} + z_A(1 - p)^2 Z_{N-1}^{(B, B)} + z_A(1 - p) Z_{N-1}^{(B, A)}, \end{aligned}$$

where

$$Z_N^{(A, 0)} = z_A Z_{N-1}, \quad Z_N^{(A, A)} = z_A Z_{N-1}^{(A)},$$

$$Z_N^{(B, 0)} = z_B Z_{N-1}, \quad Z_N^{(B, B)} = z_B Z_{N-1}^{(B)},$$

$$Z_N^{(B, A)} = Z_N^{(B)} - z_B Z_{N-2} - z_B Z_{N-1}^{(B)}.$$

Gathering these terms, we find that the auxiliary grand-canonical partition functions satisfy for $N \geq 4$ the following recursions :

$$Z_N^{(A)} = z_A Z_{N-2} + z_A Z_{N-1}^{(A)} + z_A(1 - p) Z_{N-1}^{(B)} - z_A z_B p (1 - p) \left(Z_{N-3} + Z_{N-2}^{(B)} \right), \quad (B5)$$

$$Z_N^{(B)} = z_B Z_{N-2} + z_B Z_{N-1}^{(B)} + z_B(1 - p) Z_{N-1}^{(A)} - z_A z_B p (1 - p) \left(Z_{N-3} + Z_{N-2}^{(A)} \right), \quad (B6)$$

which are to be complemented by the initial conditions

$$\begin{aligned} Z_1 &= 1 + z_A + z_B, \\ Z_1^{(A)} &= z_A, \quad Z_2^{(A)} = z_A (1 + z_A + z_B(1-p)^2), \\ Z_3^{(A)} &= z_A(1 + z_A + z_B + z_A(1 + z_A + z_B(1-p)^2)) \\ &\quad + z_A z_B(1-p)^2(1 + z_B + z_A(1-p)), \end{aligned} \quad (\text{B7})$$

and similar conditions for $Z_N^{(B)}$ with $N = 1, 2, 3$.

To solve the recurrence relations (B4) – (B6), we resort to a standard technique of generating functions. In doing so, we find that $\mathcal{Z}_l = \sum_{N=1}^{\infty} Z_N l^N$ obeys

$$\mathcal{Z}_l = \frac{l\mathcal{L}_1(l)}{\mathcal{L}_2(l)}, \quad (\text{B8})$$

where

$$\begin{aligned} \mathcal{L}_1(l) &= \frac{1 + z_A + z_B}{z_A z_B} + p(1-p)(z_A + z_B) - p(2(2-p) + (1-p)p(z_A^2 + z_B^2))l \\ &\quad - p((2-p)(1 + (1-p)(z_A + z_B)) + (1-p)^2 p z_A z_B (z_A + z_B))l^2 \\ &\quad + (1-p)p^2(z_A^2 + z_B^2 + 2(1-p)z_A z_B)l^3 + (1-p)p^2 z_A z_B (1 + z_A + z_B)l^4, \\ \mathcal{L}_2(l) &= \frac{1}{z_A z_B} - \frac{1 + z_A + z_B}{z_A z_B}l + (2-p)pl^2 + p(2-p + (1-p)^2(z_A + z_B))l^3 \\ &\quad - (1-p)^2 p^2 z_A z_B l^4 - (1-p)^2 p^2 z_A z_B l^5. \end{aligned} \quad (\text{B9})$$

Note that in this case the denominator is a quintic equation of l which has five roots l_i , $i = 1, 2, \dots, 5$. Therefore, expression (B8) can be cast into the form

$$\mathcal{Z}_l = \sum_{N=1}^{\infty} \left[\gamma_1 \left(\frac{l}{l_1} \right)^N + \gamma_2 \left(\frac{l}{l_2} \right)^N + \gamma_3 \left(\frac{l}{l_3} \right)^N + \gamma_4 \left(\frac{l}{l_4} \right)^N + \gamma_5 \left(\frac{l}{l_5} \right)^N \right]. \quad (\text{B10})$$

and the grand-canonical partition function, in principle, can be formally written as

$$Z_N^{(II)} = \frac{\gamma_1}{l_1^N} + \frac{\gamma_2}{l_2^N} + \frac{\gamma_3}{l_3^N} + \frac{\gamma_4}{l_4^N} + \frac{\gamma_5}{l_5^N}. \quad (\text{B11})$$

Here, however, the coefficients γ_i , $i = 1, \dots, 5$ will evidently have a more complicated structure as compared to (A12) and the roots l_i can be found analytically only in some very special case; indeed, only certain classes of quintic equations can be solved algebraically in terms of the root extractions. In general, we will have to resort to a numerical analysis.

a Symmetric case

Luckily, Eq. (B9) can be solved analytically in the important symmetric case $z_A = z_B = z$. In this case the quintic equation factorises into a product of quadratic and cubic equations

$$\mathcal{L}_2(l) = \frac{1}{z^2} \left(1 - pzl - p(1-p)z^2 l^2 \right) \left(1 - (1 + (2-p)z)l - pz(1 - (1-p)z)l^2 + p(1-p)z^2 l^3 \right), \quad (\text{B12})$$

whose solutions can be written in an explicit form. As in the previously considered cases, we are interested in the smallest positive solution of Eq. (B12). It can be shown that $l_1 > l_4 > l_2 > 0 > l_3 > l_5$, where l_4 and l_5 are the solutions of the quadratic equation in (B12), while l_1 , l_2 , and l_3 are the solutions of the cubic equation. We note that $|l_5| > |l_3| > l_2$ and thus l_2 is the smallest, by absolute value, solution of Eq. (B12).

We introduce the following shortenings :

$$\begin{aligned} r_2 &= \frac{3(1+2z) - p(2 + z(11 - 5p - (1-p)^2 z))}{27p(1-p)^2 z^2}, \\ q_2 &= \frac{-9 + 7p + 3(1-p)(6 - 7p)z + 3(1-p)^2(6 - 5p)z^2 + 2(1-p)^3 p z^3}{54(1-p)^3 p z^3}, \\ X_2 &= \frac{q_2}{r_2^{3/2}}. \end{aligned} \quad (\text{B13})$$

Since $q_2^2 - r_2^3 < 0$ for all $z > 0$, all three roots of the cubic polynomial in (B12) are real and can be conveniently written as

$$\begin{aligned} l_{1,3} &= \pm 2\sqrt{r_2} \cos \left(\pm \frac{\pi}{6} + \frac{1}{3} \arcsin(X_2) \right) - \frac{1}{3} \left(1 - \frac{1}{(1-p)z} \right), \\ l_2 &= 2\sqrt{r_2} \sin \left(\frac{1}{3} \arcsin(X_2) \right) - \frac{1}{3} \left(1 - \frac{1}{(1-p)z} \right). \end{aligned} \quad (\text{B14})$$

Finally, the annealed disorder-averaged grand partition function pressure in the thermodynamic limit $N \rightarrow \infty$ is determined by l_2 and is given as follows:

$$Z_N^{(II)} = \exp \left(-N \left[2\sqrt{r_2} \sin \left(\frac{1}{3} \arcsin \left(\frac{q_2}{r_2^{3/2}} \right) \right) - \frac{1}{3} \left(1 - \frac{1}{(1-p)z} \right) \right] \right). \quad (\text{B15})$$

Then, the disorder-averaged pressure in this case is given by

$$P^{(ann)} = -\frac{1}{\beta} \ln \left[2\sqrt{r_2} \sin \left(\frac{1}{3} \arcsin(X_2) \right) - \frac{1}{3} \left(1 - \frac{1}{(1-p)z} \right) \right]. \quad (\text{B16})$$

Consider the limits $p \ll 1$ and $p \sim 1$, for which we find the following expressions:

$$n^{(ann)}(p) = \frac{2z}{1+2z} - 2z^2 \frac{4+5z}{(1+2z)^4} p + \mathcal{O}(p^2), \quad (\text{B17})$$

for $p \ll 1$, and

$$n^{(ann)}(p) = \frac{1}{2} \left(1 - \frac{1-z}{\sqrt{1+z(6+z)}} \right) + \frac{4z^2}{(1+z(6+z))^{3/2}} (1-p)^2 + \mathcal{O}((1-p)^3) \quad (\text{B18})$$

in the limit $p \sim 1$, respectively. Note that the leading term in (B18) coincides with the leading term in (A37), which describes the behavior of the total density in the case of annealed disorder in Model I.

2 Quenched disorder

We fix positions of the catalytic sites and introduce a set of $N_{nc} + 1$ intervals $\{l_n\}$ connecting noncatalytic sites. Each interval l_n is defined as $l_n = X_n - X_{n-1}$ (with $X_0 = 0$) and $l_{N_{nc}+1} = N+1 - X_{N_{nc}}$, where $\{X_n\}$, $n = 1, 2, \dots, N_{nc}$ are the positions of the noncatalytic sites. A logarithm of the grand-canonical partition function, averaged over all possible placements of noncatalytic sites, is given by

$$\langle \ln Z_N^{(II)}[\eta_i] \rangle_\eta = \sum_{N_{nc}=0}^N p^{N-N_{nc}} (1-p)^{N_{nc}} \sum_{\{l_n\}} \ln Z_N(\{l_n\}), \quad (\text{B19})$$

where the sums are to be performed subject to a "conservation" law-type constraint

$$l_1 + l_2 + l_3 + \dots + l_{N_{nc}+1} = N+1, \quad \text{where } l_i \geq 1. \quad (\text{B20})$$

Further on, a logarithm of the grand-partition function of the entire chain containing N sites, splits naturally into a sum of logarithms of completely catalytic K -clusters

$$\langle \ln Z_N^{(II)}[\eta_i] \rangle_\eta = \sum_{N_{nc}=0}^N p^{N-N_{nc}} (1-p)^{N_{nc}} \sum_{K=1}^N N_K(N_{nc}|N) \ln Z_K, \quad (\text{B21})$$

where $N_K(N_{nc}|N)$ is the total number of K -clusters,

$$N_K(N_{nc}|N) = \sum_{\{l_n\}} \mathcal{N}_K(\{l_n\}|N). \quad (\text{B22})$$

Then, the disorder-averaged pressure follows

$$\beta P^{(quen)}(p) = \lim_{N \rightarrow \infty} \frac{1}{N} \sum_{K=1}^N \omega_{K,N}(p) \ln Z_K, \quad (\text{B23})$$

where $\omega_{K,N}(p)$ is the statistical weight of K -clusters in a chain comprising N sites, which is given by

$$\omega_{K,N}(p) = \sum_{N_{nc}=0}^N p^{N-N_{nc}} (1-p)^{N_{nc}} N_K(N_{nc}|N). \quad (\text{B24})$$

As shown in Ref. [10], in the case of a chain with catalytic sites there are two types of intervals, which are formed on this chain, and the combinations of these intervals will form all possible clusters:

- (1) The number of K clusters starting from any boundary site (“surface”):

$$J_{(n)}^{(S)}(\{l_n\}|K|N) = 2 \left(\prod_{i=1}^N \delta(l_i \geq 2) \right) \delta(l_{N+1}, 1) \delta(l_1 + l_2 + \dots + l_n, K), \quad (\text{B25})$$

- (2) The number of K clusters that are entirely within the chain and do not include the boundary sites (“bulk”):

$$J_{(n)}^{(B)}(\{l_n\}|K|N) = \sum_{r=1}^{N_{nc}-n} \delta(l_r, 1) \left(\prod_{i=r+1}^{n+r} \delta(l_i \geq 2) \right) \delta(l_{r+n+1}, 1) \delta(l_{r+1} + l_{r+2} + \dots + l_{r+n} + 1, K). \quad (\text{B26})$$

Therefore, the total number of all K clusters consisting of n intervals in a given realization of a random chain containing N_{nc} noncatalytic sites is given by

$$\mathcal{N}_K^{(n)}(\{l_n\}|N) = J_{(n)}^{(S)}(\{l_n\}|K|N) + J_{(n)}^{(B)}(\{l_n\}|K|N), \quad (\text{B27})$$

where

$$J_{(n)}^{(S)}(\{l_n\}|K|N) = 2 \binom{K-1-n}{n-1} \binom{N-K-1}{N_{nc}-n-1}, \quad (\text{B28})$$

$$J_{(n)}^{(B)}(\{l_n\}|K|N) = (N_{nc}-n) \binom{K-2-n}{n-1} \binom{N-K-1}{N_{nc}-n-2}. \quad (\text{B29})$$

Subsequent summation of $\mathcal{N}_K^{(n)}(\{l_n\}|N)$ over all intervals $\{l_n\}$, according to the “conservation” law, and thereafter summation over all possible numbers of intervals n in a K cluster, lead to the statistical weights of the K clusters (20) and (21).

We focus on the symmetric case $z_A = z_B = z$ and use the previously obtained expression for the logarithm of the grand partition function (A58). After some algebra, we find that the disorder-averaged pressure for Model II is given by

$$\begin{aligned} \frac{1}{N} \left\langle \ln Z_N^{(II)}[\eta_i] \right\rangle_\eta &= \beta P^{(quen)}(p) = (1-p)^3 \ln(1+2z) + p(1-p)^2 \ln \left(\frac{1+3z+\sqrt{1+z(6+z)}}{2\sqrt{1+z(6+z)}} \right) \\ &\quad - p(p^2-3p+3) \ln \left(\frac{\sqrt{1+z(6+z)}-(1+z)}{2z} \right) - \frac{p(1-p)^4}{\sqrt{p(4-3p)}} \\ &\quad \times \sum_{m=0}^{\infty} \left(\frac{1}{X_+^m} - \frac{1}{X_-^m} \right) \ln \left(1 - (-1)^{m+1} \frac{1+3z-\sqrt{1+z(6+z)}}{1+3z+\sqrt{1+z(6+z)}} \left(\frac{t_2}{t_1} \right)^{m+3} \right), \end{aligned} \quad (\text{B30})$$

where

$$X_{\pm}^m = \frac{1}{2p(1-p)} (-p \pm \sqrt{p(4-3p)}). \quad (\text{B31})$$

From Eq. (B30) it is possible to find the average particle density, obtained by differentiation with respect to the chemical potential μ [$z = \exp(\beta\mu)$]:

$$\begin{aligned} n^{(quen)}(p) &= \frac{2z(1-p)^3}{1+2z} - 4pz \frac{(1+z)(1-p(2-p)) - (4-5p+2p^2)\sqrt{1+z(6+z)}}{(1+z(6+z))(1-z+\sqrt{1+z(6+z)})} - \frac{zp(1-p)^4}{\sqrt{p(4-3p)}} \\ &\quad \times \sum_{m=0}^{\infty} \left(\frac{1}{X_+^m} - \frac{1}{X_-^m} \right) \left(1 - (-1)^{m+1} \frac{1+3z-\sqrt{1+z(6+z)}}{1+3z+\sqrt{1+z(6+z)}} \left(\frac{t_2}{t_1} \right)^{m+3} \right)^{-1} \frac{4(-1)^{m+2}(t_2/t_1)^{m+2}}{\sqrt{1+z(6+z)}} \\ &\quad \times \left(\frac{4z(t_2/t_1)}{(1+3z+\sqrt{1+z(6+z)})^2} \frac{1+3z-\sqrt{1+z(6+z)}}{1+3z+\sqrt{1+z(6+z)}} \frac{(3+m)(1-z)}{(1+z+\sqrt{1+z(6+z)})^2} \right). \end{aligned} \quad (\text{B32})$$

The asymptotic behavior of the disorder-averaged particles density $n^{(quen)}(p)$ (B32) for the small concentration of the catalytic sites $p \ll 1$ obeys

$$n^{(quen)}(p) = \frac{2z}{1+2z} + \frac{1}{2} \left(1 + \frac{6}{1+2z} + \frac{1-z}{\sqrt{1+z(6+z)}} - 8 \frac{1+3z(1+z)(2+z)}{1+2z(4+z)(1+z)^2} \right) p + \mathcal{O}(p^2), \quad (\text{B33})$$

and in the limit $p \sim 1$ one has:

$$n^{(quen)}(p) = \frac{1}{2} \left(1 - \frac{1-z}{\sqrt{1+z(6+z)}} \right) - \frac{1}{\sqrt{1+z(6+z)}} \left(1 - \frac{1+3z}{\sqrt{1+z(6+z)}} \right) (1-p)^2 + \mathcal{O}((1-p)^3). \quad (\text{B34})$$

a Mapping of Model II with quenched disorder onto spin-1 model

Similarly to the approach described in Sec. A 2, we seek here an appropriate representation of our Model II with quenched disorder in terms of the classical spin $S = 1$ model. We assign to each site of a chain a three-state variable σ_i , ($i = 1, \dots, N$), such that

$$\sigma_i = \begin{cases} +1, & \text{if site } i \text{ is occupied by an } A \text{ particle,} \\ -1, & \text{if site } i \text{ is occupied by a } B \text{ particle,} \\ 0, & \text{if site } i \text{ is vacant.} \end{cases} \quad (\text{B35})$$

Standard occupation numbers n_i and m_i are expressed through σ_i via

$$n_i = \frac{\sigma_i + \sigma_i^2}{2}, \quad m_i = \frac{-\sigma_i + \sigma_i^2}{2}. \quad (\text{B36})$$

The boundary conditions for this model are $\sigma_{N+1} = \sigma_1$.

The coupling constant between the occupation variables at the nearest-neighboring sites is modified, as compared to the model with catalytic bonds, to take into account a circumstance that here the reaction occurs once either of a dissimilar species resides on a catalytic site. In this case, we have

$$J_{i,j} = \begin{cases} -E_1 \ (\rightarrow 0), & \text{for } A-A \text{ neighbors,} \\ -E_2 \ (\rightarrow 0), & \text{for } B-B \text{ neighbors,} \\ +\eta_i \eta_j E_3 \ (E_3 \rightarrow \infty), & \text{for } A-B \text{ or } B-A \text{ neighbors,} \\ 0, & \text{otherwise.} \end{cases} \quad (\text{B37})$$

In parentheses we indicate the limiting values of these coupling constants. The Hamiltonian of such a system is defined as

$$\mathcal{H} = \sum_{\langle ij \rangle}^N [-n_i n_j E_1 - m_i m_j E_2 + \eta_i \eta_j (n_i m_j + n_j m_i) E_3] - \sum_{i=1}^N (\mu_A n_i + \mu_B m_i), \quad (\text{B38})$$

where summation in the first term is held again by over all pairs of the nearest-neighboring sites. We rewrite next the Hamiltonian (B38) replacing the occupation numbers n_i and m_i by the expressions (B36). In doing so, we have

$$\begin{aligned} \mathcal{H} = & -\frac{E_1+E_2+2\eta_{i-1}\eta_i E_3}{8} \sum_{i=1}^N \sigma_{i-1} \sigma_i - \frac{E_1+E_2+2\eta_i \eta_{i+1} E_3}{8} \sum_{i=1}^N \sigma_i \sigma_{i+1} - \frac{E_1+E_2-2\eta_{i-1}\eta_i E_3}{8} \sum_{i=1}^N \sigma_{i-1}^2 \sigma_i^2 \\ & - \frac{E_1+E_2-2\eta_i \eta_{i+1} E_3}{8} \sum_{i=1}^N \sigma_i^2 \sigma_{i+1}^2 - \frac{E_1-E_2}{4} \sum_{i=1}^N (\sigma_i^2 \sigma_{i+1}^2 + \sigma_{i+1}^2 \sigma_i^2) - \frac{\mu_A - \mu_B}{2} \sum_{i=1}^N \sigma_i - \frac{\mu_A + \mu_B}{2} \sum_{i=1}^N \sigma_i^2, \end{aligned} \quad (\text{B39})$$

where the parameters entering the Hamiltonian are identified as

$$\begin{aligned} J_1 &= \frac{E_1 + E_2 + 2\eta_{i-1}\eta_i E_3}{8}, J_2 = \frac{E_1 + E_2 + 2\eta_i \eta_{i+1} E_3}{8}, K_1 = \frac{E_1 + E_2 - 2\eta_{i-1}\eta_i E_3}{8}, \\ K_2 &= \frac{E_1 + E_2 - 2\eta_i \eta_{i+1} E_3}{8}, C = \frac{E_1 - E_2}{4}, H = \frac{\mu_A - \mu_B}{2}, \text{ and } \Delta = -\frac{\mu_A + \mu_B}{2}, \end{aligned} \quad (\text{B40})$$

to match the standard definition of the general spin-1 model [15, 21]. Again, in order to resort to the transfer matrix representation, we introduce the local fields $\mu(\sigma_i)$ as

$$\mu(\sigma_i) = \begin{cases} -\mu_A, & \text{if } \sigma_i = 1, \\ +\mu_B, & \text{if } \sigma_i = -1, \\ 0, & \text{if } \sigma_i = 0. \end{cases} \quad (\text{B41})$$

Therefore, the grand-canonical partition function writes

$$Z_N^{(BEG)} = \sum_{\{\sigma_i\}} \exp \left[\sum_{i=1}^N (-\beta J_{i-1,i} \sigma_{i-1} \sigma_i - \beta J_{i,i+1} \sigma_i \sigma_{i+1} - \beta \mu(\sigma_i) \sigma_i) \right], \quad (\text{B42})$$

or, equivalently,

$$Z_N^{(BEG)} = \text{Tr} \prod_{i=1}^N V_{i-1,i} V_{i,i+1}, \quad (\text{B43})$$

where the transfer matrices $V_{i,j}$ are given explicitly by

$$V_{i,j} = \begin{pmatrix} z_A^{1/2} & z_A^{1/4} (1-\eta_i)(1-\eta_j)(z_A z_B)^{1/4} \\ z_A^{1/4} & 1 \\ (1-\eta_i)(1-\eta_j)(z_A z_B)^{1/4} & z_B^{1/4} \\ & z_B^{1/2} \end{pmatrix}, \quad (\text{B44})$$

once we set $E_1 = E_2 = 0$, and $E_3 \rightarrow \infty$. Note also that here the subscripts i, j indicate the pairs of nearest-neighboring sites. Since the transfer matrices $V_{i,j}$ have the similar structure the grand partition function (B43) can be rewritten in the following form:

$$Z_N^{(BEG)} = \text{Tr} \prod_{i=1}^N (V_{i,i+1})^2. \quad (\text{B45})$$

Note that here the transfer matrices are not statistically independent and have sequential pairwise correlations.

3 Model II. Annealed versus quenched disorder

In Fig. 6 we compare the behavior of the thermodynamic properties for Model II with annealed (red dashed curves) and quenched disorder (blue solid curves). In Figs. 6 (a) and 6 (b) we depict the disorder-averaged density n_A as a function of the mean concentration p of the catalytic sites for several values of z_A and fixed $z_B = 15$ [Fig. 6 (a)] and for several values of z_B and fixed $z_A = 15$ [Fig. 6 (b)]. Figures 6 (c) and 6 (d) present a logarithm of the compressibility κ_A again a function of the mean concentration p of the catalytic sites. We observe that, qualitatively, the behavior is very similar to the one found in Model I. However, quantitatively, in Model II the difference between the cases of annealed and quenched disorder is more pronounced than in Model I, especially at intermediate concentrations p of the catalytic sites and high values of activities.

-
- [1] G. C. Bond, *Heterogeneous Catalysis: Principles and Applications*, (Clarendon Press, Oxford, 1987).
 - [2] M. Davis and R. Davis, *Fundamentals of Chemical Reaction Engineering*, McGraw-Hill Chemical Engineering Series, (McGraw-Hill, New York, 2003).
 - [3] D.-J. Liu and J. W. Evans, *Prog. Surf. Sci.* **88**, 393 (2013).
 - [4] R.M. Ziff, E. Gulari, and Y. Barshad, *Phys. Lett.* **56**, 2553 (1986).
 - [5] J. Marro and R. Dickman, *Nonequilibrium Phase Transitions in Lattice Models*, (Cambridge University Press, Cambridge, 1999).
 - [6] M. Dudka, O. Bénichou, and G. Oshanin, *J. Stat. Mech.* 2018, 043206 (2018).
 - [7] G. Oshanin and A. Blumen, *J. Chem. Phys.* **108**, 1140 (1998).
 - [8] S. Toxvaerd, *J. Chem. Phys.* **109**, 8527 (1998).
 - [9] G. Oshanin, O. Bénichou, and A. Blumen, *Europhys. Lett.* **62**, 69 (2003).
 - [10] G. Oshanin, O. Bénichou, and A. Blumen, *J. Stat. Phys.* **112**, 541 (2003).

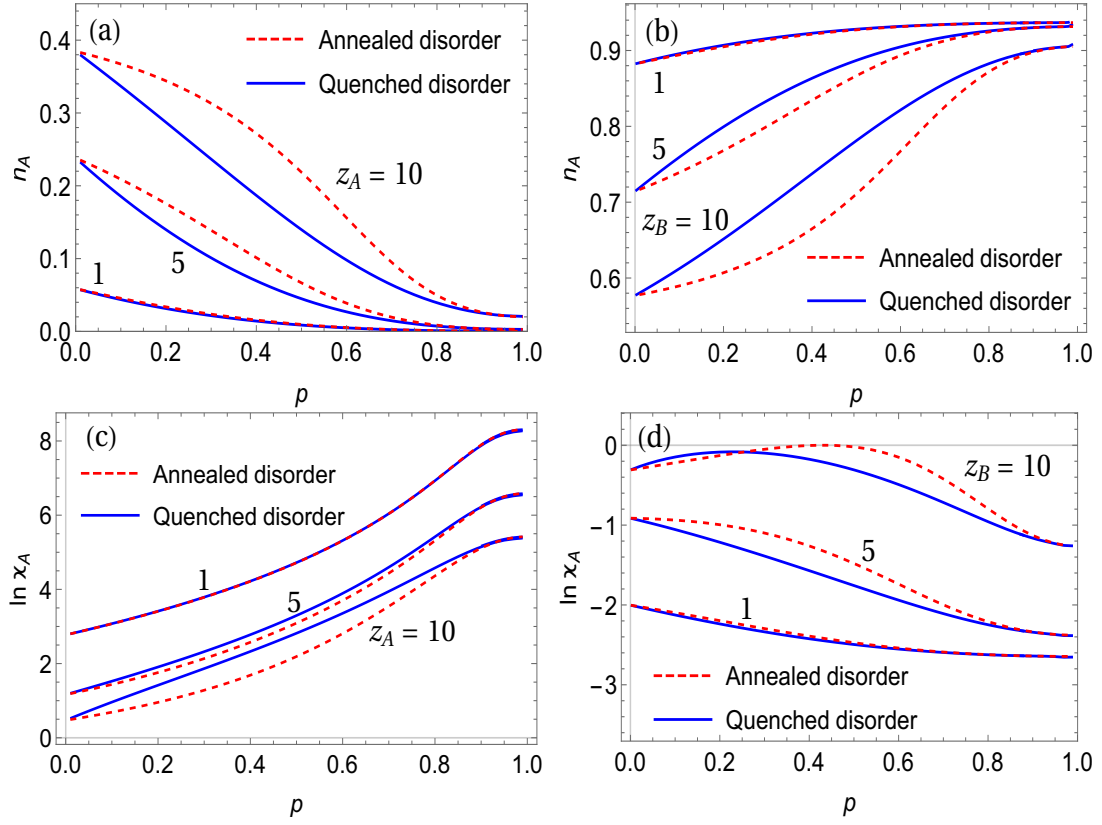


FIG. 6. *Model II. Annealed (red dashed curves) versus quenched (blue solid curves) disorder.* (a), (b) Disorder-averaged density n_A as a function of the mean concentration p of catalytic sites for three values of z_A and $z_B = 15$ (a) and for three values of z_B and $z_A = 15$ (b). (c), (d) Logarithm of the compressibility χ_A as a function of the mean concentration p of catalytic sites for three values of z_A and $z_B = 15$ (c) and for three values of z_B and $z_A = 15$ (d).

- [11] G. Oshanin and S. F. Burlatsky, J. Phys. A: Math. Gen. **35**, L695 (2002).
- [12] G. Oshanin and S. F. Burlatsky, Phys. Rev. E **67**, 016115 (2003).
- [13] G. Oshanin, M. N. Popescu, and S. Dietrich, Phys. Rev. Lett. **93**, 020602 (2004).
- [14] M. N. Popescu, S. Dietrich, and G. Oshanin, J. Phys.: Condens. Matter **19**, 065126 (2007).
- [15] R. J. Baxter, *Exactly Solved Models in Statistical Mechanics*, (Academic Press, London, 1982).
- [16] T. Horiguchi, Phys. Lett. A **113**, 425 (1986).
- [17] F. Y. Wu, Phys. Lett. A **116**, 245 (1986).
- [18] G. Oshanin, M. N. Popescu, and S. Dietrich, Phys. Rev. E **68**, 016109 (2003).
- [19] A. Crisanti, G. Paladin and A. Vulpiani, *Products of Random Matrices in Statistical Physics*, Springer Series in Solid-State Sciences, (Springer-Verlag, Berlin, 1993).
- [20] C. Texier, J. Stat. Phys. (2020).
- [21] M. Blume, V. J. Emery, and R. B. Griffiths, Phys. Rev. A **4**, 1071 (1971).
- [22] We thank J.-M. Luck for this observation.
- [23] M. Abramowitz and I. A. Stegun, *The Handbook of Mathematical Functions* (Dover, New York, 1972).
- [24] D. Furman, S. Dattagupta, and R. B. Griffiths, Phys. Rev. B **15**, 441 (1977).
- [25] C. Domb, A. A. Maradudin, E. W. Montroll, and G. H. Weiss, Phys. Rev. **115**, 24 (1959).