

Magnetic nulls in interacting dipolar fields

Todd Elder and Allen H. Boozer
Columbia University, New York, NY 10027
tme2123@columbia.edu and ahh17@columbia.edu
 (Dated: February 2, 2022)

The prominence of nulls in reconnection theory is due to (i) the expected singular current density at the null and (ii) the indeterminacy of field-lines at the nulls. Electron inertia changes the implications of both features. Magnetic field lines that pass within a smearing distance due to nonideal effects such as electron inertia c/ω_{pe} of each other cannot maintain their distinguishability in an evolution. The lines that lie within a magnetic flux tube of radius c/ω_{pe} at the place where the field strength is strongest along a tube are fundamentally indistinguishable. If the tube, somewhere along its length, encloses a point where the field strength vanishes, then distinguishable lines come no closer to the null than $\approx (a^2 c/\omega_{pe})^{1/3}$, where a is a characteristic spatial scale of the magnetic field. The behavior of the magnetic field lines of two magnetic dipoles, which except for the case of perfect anti-alignment produce two point nulls, is studied. The constraint on distinguishability set by the region of greatest field-strength any portion of the spine-fan structure passes through is shown to fundamentally change the importance of nulls to magnetic field evolution.

I. INTRODUCTION

A. Magnetic reconnection

Magnetic nulls have long been prominent in the theory of magnetic reconnection. The traditional reasons for their importance are the indeterminacy of field lines at a null and the formation of a singular current density along field lines that intercept a null [1].

Magnetic field lines have their closest approach at the thinnest locations of flux tubes and can be separated by great distances at other places along the lines. Resistivity or electron inertia need only make magnetic field lines indistinguishable across the thinnest parts of flux tubes to produce reconnection [2].

Recognition of the importance of locations of the closet approach of magnetic field lines is particularly great for understanding the role of nulls. Electron inertia, which makes magnetic field lines indistinguishable over the distance c/ω_{pe} , produces magnetic flux tubes of indistinguishable lines when the tube has a radius of c/ω_{pe} anywhere along its length. Since magnetic flux is constant along a magnetic flux tube, the spatial extent of a magnetic flux tube that passes near a null becomes spatially extended. Regions of field-line indistinguishability due to electron inertia are not determined by regions near nulls but essentially where the field strength B has a maximum along each tube.

Magnetic nulls are points where magnetic field lines of different topologies come arbitrarily close to one another, which can and will be studied by plac-

ing a sphere of infinitesimal radius about each null. But, the regions over which magnetic field lines are fundamentally indistinguishable in an evolution is determined by the c/ω_{pe} scale compared to the size of flux tubes far from the nulls.

The subtlety of magnetic nulls, the c/ω_{pe} scale of indistinguishability, and topology will be studied in what may be the simplest well-defined, but common situation, the interaction of a magnetic dipole with a constant magnetic field. Dipoles have a singularity, but in nature dipoles fields, such as the dipole field of the earth, are enclosed within what is essentially a spherical object. This will be assumed, and the topological properties of the magnetic field will be studied by field line mappings between the sphere that encloses the dipole, infinitesimal spheres around the nulls, and a distant sphere on which the uniform magnetic field is dominant.

A caveat on terminology: in astrophysics, a magnetic flux tube can imply that the magnetic field is far stronger within the tube than without. Magnetic flux tubes are too important for understanding magnetic fields that vary smoothly in space to allow this implication to impede thought. Here a magnetic flux tube is defined by a region enclosed by the magnetic field lines that pass through a closed curve, such as a circle.

B. Brief history of nulls

The study of magnetic nulls has historically been motivated by the study of Earth's magnetosphere. Magnetic reconnection at magnetic nulls was posited as the driving force for convection in Earth's mag-

netosphere [4].

In 1963, Dungey [5] proposed a simple model for the formation of magnetic structures of vanishing strength: that of a magnetic dipole immersed in a uniform field antiparallel to the magnetic dipole moment. This symmetric configuration produces a line of vanishing magnetic field strength, or a line null.

In 1973, Cowley [6] considered the effect of a non-symmetric configuration: a magnetic dipole immersed in a uniform magnetic field oriented at an angle ζ with respect to the magnetic dipole moment. This configuration produces two magnetic point nulls: three-dimensional points at which the magnetic field strength vanishes, and illustrates well the general principle that a line null breaks into well-separated point nulls in the presence of an arbitrarily small perturbation. Cowley's work formed the underpinnings of null research such as the spine-fan structure of the magnetic field near a null. Stern [7] also independently considered the effect of non-symmetric configurations in 1972.

The work of Dungey, Cowley, and Stern have formed the basis for magnetic null research to the present day. More recent perspectives include contributions from Greene [8], Lau and Finn [9], Pontin [11], and Priest [12]. Greene is an early instance of a fusion theorist becoming interested in the topic. He noticed the similarity between magnetic nulls occurring in space plasmas and X-points arising with island formation in tokamaks.

C. Magnetic nulls

In this section we describe well-known results of nulls, [5] [6] [13].

Magnetic nulls are three-dimensional points where the magnetic field strength vanishes. A first-order Taylor expansion of a general divergence-free field around a point null has the form, [13][3]:

$$\mathbf{B}(\mathbf{x}) = \mathbf{M} \cdot \mathbf{x} + \frac{\mu_0}{2} \mathbf{j}_0 \times \mathbf{x} \quad (1)$$

where

$$\mathbf{M} = \frac{B_n}{2a} \begin{bmatrix} (Q_n + 1) & 0 & 0 \\ 0 & -(Q_n - 1) & 0 \\ 0 & 0 & -2 \end{bmatrix} \quad (2)$$

Q_n is a coefficient describing the topological structure of the null spine-fan. \mathbf{j}_0 is the current density at the null.

Magnetic fields given in equation (1) with $\mathbf{j} = 0$ form the typical spine-fan structure of a null; see

Fig. 4. The spine-fan structure is either of type A: field lines coming in along the spine, a cylindrical column of magnetic field lines, and out along the fan, a plane of field lines, or type B: in along the fan and out along the spine.

When $\mathbf{j}_0 = 0$, Q_n describes the flow strength of field-lines in the fan plane. As $Q_n \rightarrow 0$, field-lines travel at an equal rate in both directions of the fan plane. When $Q_n \rightarrow 1$, field-lines travel increasingly unidirectionally in the fan plane. For $Q_n = 1$, the fan of Fig.4 is a column of flux, or has a "spine-spine" structure. $Q_n = 1$ occurs when the uniform field points only in the $-\hat{z}$ direction. In this case, a line null forms around the equator of the dipole sphere with radius $a_N = \sqrt[3]{\mu/B_c}$. The three diagonal elements are a , b , and $-(a+b)$, where a and b are two dimensionless numbers. The trace must be zero since the magnetic field is divergence free. An overall multiplying factor can be removed and placed in front of the matrix. The largest coefficient in absolute value can be set equal to -2 by an appropriate choice of the constant in front of the matrix and the coordinates can be chosen so that is the z-directed component. The other two components must add up to +2. This can always be achieved by making the larger of the two equal $Q_n + 1$ and make it the x-directed component with $1 \geq Q_n \geq 0$ and the other component, which must be y-directed, equal to $2 - (Q_n + 1)$.

In ideal theory, a singular current density with a finite total current will generically arise there during an evolution [1]. But, as noted in [10], it is difficult to concentrate a current in a narrow region across indistinguishable magnetic field lines as would be required to have an singular current density with a finite total current.

1. Current at a null

A non-zero current density at a null \vec{j}_0 has surprising force implications. First, it should be noted that the current density must vanish at a null in a force-free magnetic field. When a magnetic field exerts no force $\vec{f}_L \equiv \vec{j} \times \vec{B} = 0$, the current density must obey $\vec{j} = (j_{||}/B)\vec{B}$ with $\vec{B} \cdot \vec{\nabla}(j_{||}/B) = 0$, for $\vec{\nabla} \cdot \vec{j} = 0$.

The Lorentz force \vec{f}_L must not only be non-zero when $\vec{j}_0 \neq 0$, but it also cannot be balanced by the force of a scalar pressure $-\vec{\nabla}p$. Near a null $\vec{\nabla} \times \vec{f}_L = -\vec{j} \cdot \vec{\nabla} \vec{B}$ with \vec{B} given by its near-null form;

$$\vec{\nabla} \times \vec{f}_L = \frac{B_n}{a} \left\{ \vec{j} - \frac{1-Q_n}{2} j_x \hat{x} - \frac{1+Q_n}{2} j_y \hat{y} \right\} \quad (3)$$

When a is the radius of the dipole sphere B_n has a value equal to the typical field strength on that sphere. Inertia, $\rho(\partial\vec{v}/\partial t + \vec{v} \cdot \vec{\nabla}\vec{v})$ or more precisely vorticity, $\vec{\Omega} \equiv \vec{\nabla} \times \vec{v}$, seems the only credible balance to $\vec{\nabla} \times \vec{f}_L$, but the associated velocities are near Alfvénic,

$$v^2 \approx V_A^2 \frac{\mu_0 j_0}{B_n/a} \text{ with } V_A^2 \equiv \frac{B_n^2}{\mu_0 \rho}, \quad (4)$$

unless j_0 is very small compared to its characteristic value $B_n/\mu_0 a$. These conclusions are true no matter how slowly the system evolves compared to the Alfvén time scale a/V_A , for example by the constant field changing.

D. Our work

In this work we examine Cowley’s original model through the lens of surface mappings and magnetic flux tubes. A thought experiment involving electron inertia effects is used to describe a fundamental feature of null spine-fans missed in the literature.

II. MODEL

In nature, magnetic dipoles arise embedded in some medium. An example is the Earth, which can be taken to be a magnetic dipole embedded in a sphere. A purely dipolar magnetic field has a singularity at the location of the dipole, which when included makes field line descriptions confusing. Thus, we consider a magnetic dipole embedded in a sphere of radius a placed into a uniform background magnetic field oriented at an angle ζ ; see Fig.1. This models, for example, the interaction between Earth’s magnetic field and the solar wind.

The sphere serves to (i) provide a distinction between field lines of different topological types on the surface of the sphere and (ii) eliminate the magnetic singularity located at the dipole moment. Field lines are not tracked below the surface of the dipole sphere.

For a dipole with a magnetic moment $\vec{m}_d = m_d \hat{z}$, the magnetic field in spherical coordinates is

$$\mathbf{B}_d = \frac{\mu}{r^3} (2 \cos \theta \hat{r} + \sin \theta \hat{\theta}) \quad (5)$$

where $\mu \equiv (\mu_0/4\pi)m_d$. The constant field is $\vec{B}_c =$

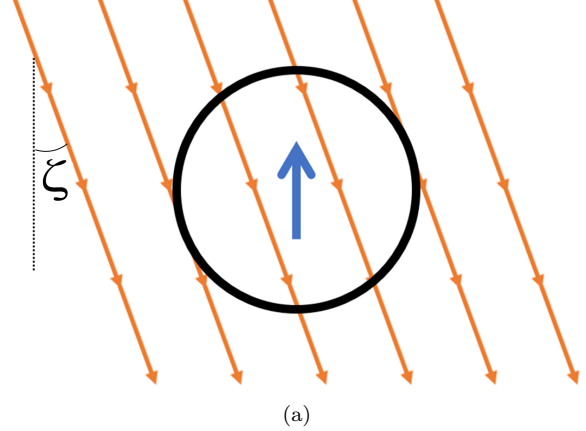


FIG. 1: Magnetic dipole (blue arrow) embedded in a spherical shell (black line) placed in uniform background magnetic field oriented at angle ζ (orange lines)

$B_c(\cos \zeta \hat{z} + \sin \zeta \hat{x})$ or in spherical coordinates,

$$\begin{aligned} \mathbf{B}_c = & B_c(\cos \zeta \cos \theta + \sin \zeta \sin \theta \cos \varphi) \hat{r} \\ & - B_c(\cos \zeta \sin \theta - \sin \zeta \cos \theta \cos \varphi) \hat{\theta} \\ & - B_c \sin \zeta \sin \varphi \hat{\varphi}. \end{aligned} \quad (6)$$

Nulls form where $\mathbf{B}_d = -\mathbf{B}_c$.

For reference, the cartesian-spherical transformation equations are

$$\begin{aligned} x &= r \sin \theta \cos \varphi \\ y &= r \sin \theta \sin \varphi \\ z &= r \cos \theta \end{aligned} \quad (7)$$

Field-lines may have different topologies. Topological type is determined by the boundary conditions of a field-line integrated forwards and backwards. In this system there are four topological types. Field lines: (i) start and end on the surface of the sphere, (ii) start on the sphere and end up infinitely far away, (iii) begin infinitely far away and land on the sphere, (iv) never touch the surface of the sphere; see Fig. 2a.

A. Topological features

1. A magnetic surface

The $y = 0$ plane is a magnetic surface since the magnetic field normal to that surface, B_φ , is zero.

Any field-line which starts in the $y = 0$ plane remains in it. This plane provides a convenient description of the entire system in only two dimensions, See Fig. 2. The two point-nulls that arise when a dipole lies in a uniform field lie in this plane.

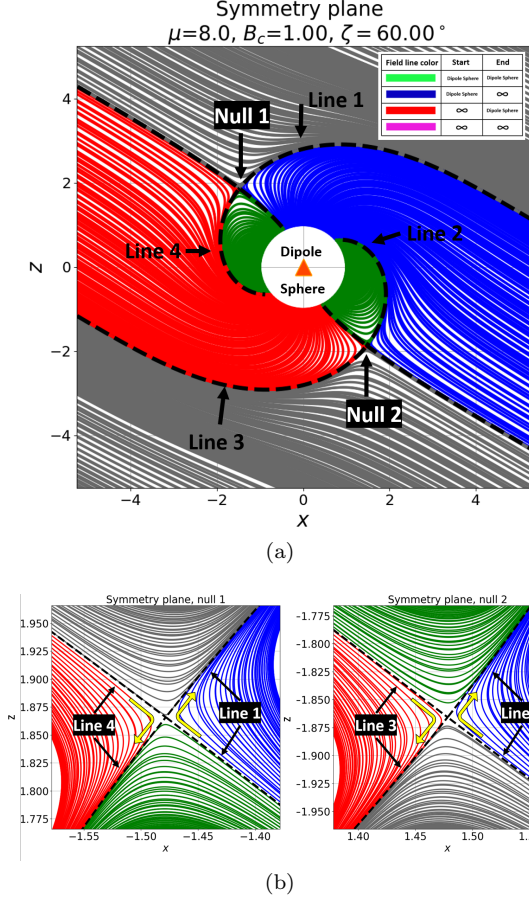


FIG. 2: Field-lines in the magnetic surface. The magnetic nulls lie in this plane and accordingly so does each topological type. The characteristic field lines (lines 1,2,3,4) map out the separatrices of the system. In Figure b, the nulls are zoomed into to show the characteristic field-line paths near the null.

Within the magnetic surface, four field-lines characterize the topological properties of the entire 3D system, Fig.2a. Lines 1 and 3 comprise the null spine as they travel out from the dipole sphere to nulls 1 and 2, then become fan lines as they pass through the null. These lines outline a separatrix in the field far away from the null which distinguishes $\infty - \infty$ and ∞ -surface mappings. Lines 2 and 4 go into the null fan as they travel out from the dipole sphere

to the nulls and then become the null spine in the far-field and also act as a separatrix between $\infty - \infty$ and ∞ -surface mappings.

As we shall see in Sec. II A 2 figures 3abc, these four field lines on the magnetic surface provide a characteristic description of the separatrices arising in this system.

2. Mappings on four different spheres

The system may be considered a mapping between four spherical surfaces: (i) the dipole sphere of radius a_D , (ii)+(iii) two spheres of radius $a_N \ll a_D$ placed about each null, and (iv) a spherical shell centered about the magnetic dipole with radius $a_\infty \gg a_D$. For our study, $a_\infty \gg a_D \gg a_N$. a_∞ is large enough that $\mathbf{B}(a_\infty, \theta, \phi) \approx \mathbf{B}_c(a_\infty, \theta, \phi)$.

In Fig. 3 we use the sinusoidal map projection,

$$x' = \varphi \sin \theta, \quad y' = \theta \quad (8)$$

The null sphere coordinate system (x', y') has been rotated from cartesian coordinates (x, y, z) such that the rotated spherical coordinate system (θ', φ') aligns the $z - axis$ along the spine away from the dipole sphere and has been projected into the sinusoidal map.

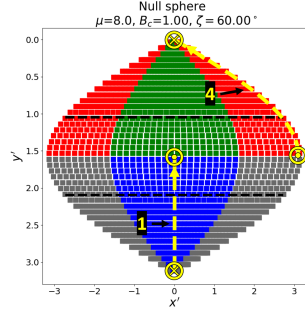
a. Dipole sphere: Fig. 3a

The dipole sphere has field lines of three topological types (Fig. 3a). Along the change in topological type as $\theta : 0 \rightarrow \pi$ lies two separatrices: the region between the blue and green types, or green and red types. A fundamental property of magnetic nulls is that two field-lines that lie arbitrarily close to each other at one point in space may end up arbitrarily far away from each other if they pass near a null. Equivalently, field-lines launched along the dipole separatrix necessarily map arbitrarily close to the null sphere. The dipole separatrices account for half of the flux of each null, with the other half coming from the far-sphere separatrices.

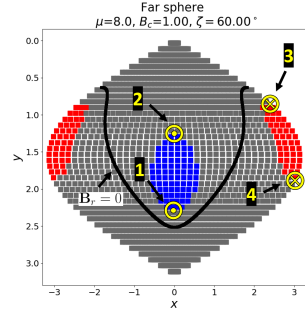
b. Far sphere: Fig. 3c

The far sphere also contains three topological types, however the surface-surface field-lines are now $\infty - \infty$ field-lines. The far-sphere separatrix additionally maps directly into the magnetic nulls.

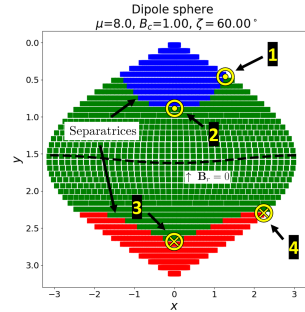
c. Null spheres: Fig. 3b



(a) Null Sphere. Each different topological type are present near the nulls. Along the black dotted line, $B_r = 0$



(b) Far Sphere. Notice the two red regions are in fact continuous due to periodicity in ϕ . Along the black lines, $B_r = 0$



(c) Dipole Sphere. Along the black dotted line, $B_r = 0$

FIG. 3: The characteristic field lines 1 and 2 map from the dipole sphere to land on the null sphere and travel along the sphere at a constant azimuthal angle until leaving the sphere to travel to the far-sphere. The characteristic field lines 3 and 4 follow the same path idea, but in reverse.

There are two null spheres in our model, however they differ only in magnetic field sign and are symmetric.

The null sphere acts as a separator of topological types: all four topological types are observed on a sphere placed about a null, Fig. 3b. The black dashed lines denote the angles along which $B_r = 0$ and provide a definition for the spine and fan regions of the null-sphere. The fan region is a ribbon of flux and so is centered about $\theta = \pi/2$. The spine region is a thin column of flux along a single pole through the sphere and so does not map out a continuous region along the null sphere but rather two distinct pieces. If θ_0 is the angle at which $B_r = 0 \forall \varphi$, then $|\theta - \pi/2| > \theta_0$ is a spine point and $|\theta - \pi/2| < \theta_0$ is a fan point. See Sec. II B for more discussion.

The fan of a null is populated by field lines which lie along one separatrix for $y \neq 0$. At $y = 0$, that separatrix is populated by field lines from the other null's spine. The same interpretation is true for the other null, with the caveat that the field-line directions will all reverse for the other null.

The null sphere is the intersection of surfaces dividing volumes in space composed of field-lines of single topological type.

First we consider only far-sphere separatrix contributions to the null sphere. The separatrices of the far-sphere map out a closed surface on either side of which field-lines are either of $\infty - \infty$ type or ∞ -Dipole sphere / Dipole sphere- ∞ type. The separatrix maps into either the spine or fan of the null, depending on which null is being considered. The flux contribution to this null is not the complete surface but rather a complete surface without a single line lying in the symmetry plane. This missing contribution of flux is attached to the other null; it is the spine of the other null.

In conclusion, the null sphere is the meeting point between separator surfaces. The four characteristic field-lines divide these surfaces in the symmetry plane.

The flux passing through a sphere placed about a null is fundamentally tied to the flux passing through the dipole separatrix. This will lead to a clear argument against the relevance of magnetic null points themselves to reconnection processes. Instead a large volume, defined by c/ω_{pe} , that includes the null determines reconnection properties.

B. Sphere about a null

Here we discuss a null-characterizing structure: a sphere of radius r placed about a null; see Fig. 4. The flux through this sphere is invariant to the current \mathbf{j}_0 whereas the spine-fan structure varies with \mathbf{j}_0 . \mathbf{j}_0 is not invariant in an arbitrary ideal magnetic evolution; it may change to preserve topological properties of the field. [3][13] Restrictions on such an evolution may be found in [16].

In the next section, we will see that this interpretation provides insight through a frozen-flux argument.

1. Null sphere flux

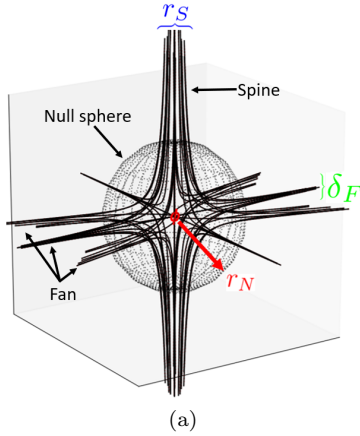


FIG. 4: Field-line structure near a magnetic null. Points near but not on the spine or fan trace out paths reminiscent of the spine-fan structure albeit at a greater distance from the null. The quadrupole term Q_n describes the field-line flow along the fan: as $Q_n \rightarrow 1$ the fan flux collapses to a spine-like structure, causing the overall spine-fan structure to resemble a cross.

The flux passing through a sphere about the null is the radial flux as measured from a null-centered frame. Assuming $\mathbf{j} = 0$ in the representation for the near-null magnetic field (1), we have

$$\mathbf{B}_r = r \frac{B_n}{2a} ((1 - 3\cos^2\theta) + Q_n \beta \theta (1 - 2\beta\varphi)) \quad (9)$$

the spine-fan separatrix may be found by solving $\mathbf{B}_r = 0$, yielding

$$\theta = \tan^{-1} \left(\sqrt{\frac{3}{1 + Q_n(1 - 2\beta\varphi)}} \right) \quad (10)$$

We now consider the flux passing through the null sphere. As we have shown previously, the flux through the null sphere is tied to the separatrices of the far sphere and the dipole sphere. For reasons which will be clarified later, we restrict our attention to the flux relationship between the dipole sphere and the null sphere.

By placing a sphere of radius a_N about the null (Fig.4) we may relate the flux from the separatrix to the flux at the null.

It is useful to define spatial parameters and to assume the spine-fan structures have a finite size. The fan is a plane of flux passing into the null; call its width δ_F . The spine is a cylindrical column of flux; call its radius r_S . Lets say field-lines pass into the null along the fan and out of the null along the spine.

The flux passing through the surface of the sphere scales with r , eqn (9). We choose to suppress terms varying with θ, ϕ as we are only interested in flux scaling. That is, $B_r(a_N, \theta, \varphi) \sim r$.

Thus, the flux passing into the sphere about the null from the fan is

$$\Phi_F = B_r(a_N, \theta, \varphi)(2\pi a_N \delta_F) \sim a_N^2 \delta_F \quad (11)$$

The flux passing out of the null along the spine is

$$\Phi_S = B_r(a_N, \theta, \varphi)(\pi r_S^2) \sim a_N r_S^2 \quad (12)$$

The flux contribution of a single topological type to the null sphere is vanishing; $\Phi_F = -\Phi_S$. Suppressing signs, we find $a_N r_S^2 \sim a_N^2 \delta_F$ or

$$r_S \sim \sqrt{a_N \delta_F} \quad (13)$$

We now consider the flux relation between the null fan of one topological type and the flux of the dipole separatrix. Necessarily, $\Phi_F = \Phi_{Sep}$ where Φ_{Sep} is the flux contribution from one dipole separatrix to the null fan. Remembering the radius of our dipole sphere is a , we have

$$\Phi_{Sep} = B(\mathbf{x}) 2\pi a \delta_S \propto a^2 \delta_S \quad (14)$$

where δ_S is the width of the dipole separatrix. On the dipole separatrix, $B(\mathbf{x}) \approx B_a(\mathbf{x}) \propto a$.

Equating $\Phi_{Sep} = \Phi_S$, we have $2\pi a \delta_S = 4\pi a_N^2 B_r$ which scales as

$$a_N = \sqrt[3]{\delta_S a^2} \quad (15)$$

Thus, the smallest distance in this system is δ_S , the dipole separatrix width. In particular, if we take a vanishingly small a_N as is required for modern null theory, we require a more narrow dipole separatrix.

We do not consider the relation between the null and far sphere fluxes here. The field strength in the far field will not impose a smaller relevant length scale since the constant field strength is weaker than the field strength on the dipole separatrices.

III. FIELD PROPERTIES

A. Variation of null properties with ζ

1. Null location

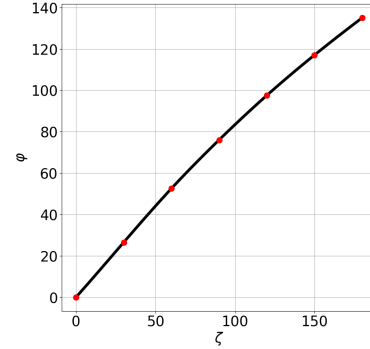
Nulls are points in space which satisfy $\mathbf{B}_d = -\mathbf{B}_c$. Nulls lie at a distance $a_N = \sqrt[3]{\mu/B_c}$, with the θ coordinate determined numerically. Along the $y = 0$ plane, $\mathbf{B}_\varphi = 0$ and so $\varphi = 0$ for all nulls regardless of ζ ; see Sec II A 1.

If $\mu/a^3 < B_c$, the nulls lie within the dipole sphere which has radius $a = a_D$. This is not relevant to the discussion of nulls given in this paper. In this paper, $\mu/a^3 > B_c$ strictly.

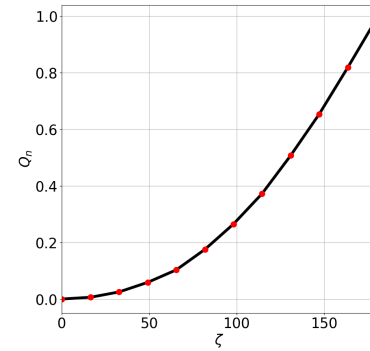
At $\zeta = 0$, the nulls lie at the poles of the dipole sphere: $\theta = 0, \pi$. At $\zeta = \pi$, a line null is formed about the equator of the dipole sphere. The line null in coordinate form may be expressed $\theta = \pi/2$, $\varphi \in [0, 2\pi]$. Any magnetic perturbation away from the $\zeta = \pi$ configuration collapses the line null into two point nulls, a well-known topological property of nulls. For any angle $0 < \zeta < \pi$, the null continuously travels between these two extremes along the $y = 0$ plane.

2. Spine-fan variation with ζ

The spine-fan structure (eqn. (1)) varies with the background magnetic field angle ζ . Specifically, $Q_n = Q_n(\zeta)$ and the spine-fan structure rotates with ζ ; see Fig. 5. The topological change occurs with Q_n and may be described by the two limiting cases: $\zeta = 0$ and $\zeta = \pi$. For $\zeta = 0$, $Q_n = 0$ and so the spine-fan structure is similar to that pictured in Fig. 4; the fan is a plane of field-lines and the spine is a column of field-lines. As $\zeta \rightarrow \pi$, $Q_n \rightarrow 1$ and the fan becomes strongly unidirectional along one axis, collapsing the fan into a spine-like structure. At $\zeta = \pi$ the spine-fan structure converts into a spine-spine structure, two poles of magnetic field lines, while simultaneously a line null forms along the dipole sphere's equator.



(a)



(b)

FIG. 5: (a) Rotation of spine orientation with ζ . φ is measured with respect to \hat{z} , (b) Quadrupole term $Q_n(\zeta)$ which describes topological changes in the spine-fan structure

B. Field-line distinguishability

Magnetic reconnection is fundamentally a loss of field-line distinguishability. Ideal evolutions assume field-line resolution is perfect. From Boozer [3] we know a universal physical effect, electron inertia, provides a fundamental limit of field-line distinguishability. Electrons are the lightest charged particle and have the smallest skin depth c/ω_{pe} .

Boozer finds the field-line evolution equation with electron inertia effects is

$$\frac{\partial}{\partial t} \left(\mathbf{B} - \nabla \times \left(\nabla \times \left(\frac{c}{\omega_{pe}} \mathbf{B} \right) \right) \right) = \nabla \times (\mathbf{u} \times \mathbf{B}) \quad (16)$$

where c/ω_{pe} is the well-known electron skin depth. If the electron skin depth is constant, the equation

reduces to

$$\frac{\partial}{\partial t} \left(\mathbf{B} - \left(\frac{c}{\omega_{pe}} \right)^2 \nabla^2 \mathbf{B} \right) = \nabla \times (\mathbf{u} \times \mathbf{B})$$

Thus, in any evolving magnetic field with spatial variation, the limit of field-line distinguishability is the electron skin depth, c/ω_{pe} . Again we stress that the field must be evolving; without any temporal variation in the field there is no loss of field-line identity. Only in an evolution does field-line topology preservation have meaning.

1. Application to nulls in interacting dipolar fields

We have shown that Ohm's law with electron inertia effects, a statement that the electron mass is finite, reveals a fundamental limit of field-line distinguishability; the electron skin depth.

Further, we have shown that the smallest length scale in our system is the dipole separatrix width δ_S which has the relation

$$\sqrt[3]{a^2 \delta_S} \gg a_N$$

Combined, we may consider the case where $\delta_S = c/\omega_{pe}$. During an evolution field lines that lie within c/ω_{pe} of a separatrix are indistinguishable and will reconnect in any evolution. Thus, $\sqrt[3]{a^2(c/\omega_{pe})} \gg a_N$ and we may state the the global spine-fan structure of magnetic nulls is enveloped by a surface below which all field-lines are indistinguishable in an evolution.

More generally, all separatrices in this system become fuzzy below the electron skin depth.

C. Discussion

We have reproduced the classic null-generating model of Cowley with additional considerations of (i) mappings between four characteristic spheres of the system, (ii) separatrices of the system, (iii) flux considerations through a sphere placed about a null and (iv) the fundamental and ubiquitous effect on field-line distinguishability of electron inertia. Additionally we have documented the change of the spine-fan variation with uniform background field angle ζ .

By considering the system as a mapping between the dipole sphere, null spheres, and far-sphere combined with the concept of topological type fundamental to magnetic nulls, we find the separatrices of each sphere are tied to each of the others through

the null sphere. Flux conservation relates the areas through which flux passes at the dipole and far-sphere separatrices to the flux passing through a sphere of radius a_N placed about a null. In concert with the limit of field line distinguishability, the electron skin depth c/ω_{pe} , we may conclude that the areal constraint at the dipole and far-sphere separatrices implies that magnetic nulls and their spine-fan structures are globally enclosed by a volume within which magnetic field-lines are indistinguishable. Thus, we conclude that the importance of magnetic nulls is in (i) its ability to bring field-lines of different topological type close, allowing field-lines of different boundary conditions to pass near one another and (ii) the spine-fan structure of magnetic nulls which through (i) can lead to separator surfaces which support large currents. The width of the current channel is affected by the $(a^2 c/\omega_p)^{1/3}$ limit on distinguishability.

However, since electrons are the lightest current carrier, c/ω_{pe} effects are always present. This invalidates theories that treat the evolution as ideal even closer to a null point than $(a^2 c/\omega_{pe})^{1/3}$, where a is the overall system scale. In an ideal theory, a point null can be approached infinitesimally and provide singular current densities. Otherwise, there exists a volume of field-line indistinguishability which envelops both the null and its global spine-fan structure. Field-lines do not retain their connections within this surface. Electron inertia effects smooth out any sharpness in the magnetic field which would yield singular currents as well as renders obsolete the loss of field-line identity at the point where $\mathbf{B} = 0$. Instead, it is the magnetic structures formed to satisfy $\nabla \cdot \mathbf{B} = 0$ at the point where $\mathbf{B} = 0$ which make the null relevant.

Finite spatial resolution in a numerical simulation has a similar effect as c/ω_{pe} on field-line distinguishability. Indeed, Pariat et al [17] obtained magnetic reconnection in an otherwise ideal simulation due to the finite grid. Olshevsky et al [16] included electron inertia in their simulations of multi-null reconnections and found the narrowest current channels were broader than c/ω_{pe} .

In an ideal model field-lines will only be distinguishable up to numerical accuracy. Numerical inaccuracies provide a mechanism for reconnection just as c/ω_{pe} limits field-line distinguishability. On any shorter length-scale, field line identity is lost.

The effect of a quadrupole term has been considered but not included in this work. The higher-order term breaks the magnetic surface, which is the $y = 0$ plane, but otherwise does not change the fundamental properties of the system when the quadrupole

term is too weak compared to the dipole term to produce additional nulls outside of the dipole sphere. This is a topic of continuing study.

Another consideration is the effect of the dipole sphere and far sphere's boundary conditions. For example, a perfectly conducting boundary condition would allow current to flow along field-lines attached to the dipole sphere. If the boundary condition were insulating, a steady current could not flow along the field-lines and the topology of the field lines would break on an Alfvénic time scale [15].

Acknowledgements

This work was supported by the U.S. Department of Energy, Office of Science, Office of Fusion

Energy Sciences under Award Numbers DE-FG02-95ER54333, DE-FG02-03ER54696, DE-SC0018424, and DE-SC0019479.

Data availability

The data that support the findings of this study are available from the corresponding author upon reasonable request

-
- [1] I. J. D. Craig and F. Effenberger, *Current singularities at quasi-separatrix layers and three-dimensional magnetic nulls*, *Astrophys. J.* 795, 129 (2014).
 - [2] A. H. Boozer, *Magnetic Reconnection and Thermal Equilibration*, <https://arxiv.org/pdf/2009.14048.png>
 - [3] A. H. Boozer, *Magnetic reconnection with null and X- points*, *Phys. Plasmas* 26,122902 (2019).
 - [4] Dungey, JW, *Interplanetary magnetic field and the auroral zones*, *Phys. Rev. Lett.* 6:47-8, 1961.
 - [5] Dungey, J. W., *The structure of the exosphere or adventures in velocity space*, in *Geophysics. The Earth's Environment*, Gordon and Breach, New York, 1963
 - [6] Cowley, S. W. H., *A qualitative study of the reconnection between the Earth's field and interplanetary field of arbitrary orientation*, *Radio Sci.*, 8, 903, 1973.
 - [7] Stern, D. P., *A study of the electric field in an open magnetospheric model*, *J. Geophys. Res.*, 78, 7292, 1973
 - [8] J. M. Greene, *Reconnection of vorticity lines and magnetic field lines*, *Phys. Fluids B* 5, 2355 (1993)
 - [9] Y. T. Lau and J. M. Finn, *3-Dimensional reconnection in the presence of field nulls and closed field lines*, *Ap. J.* 350, 672 (1990).
 - [10] A. H. Boozer, *Formation of current sheets in magnetic reconnection*, *Phys. Plasmas* 21, .72907 (2014). <https://doi.org/10.1063/1.4890491>
 - [11] D. I. Pontin, *Theory of magnetic reconnection in solar and astrophysical plasmas*, *Philosophical Transactions of the Royal Society A—Mathematical Physical and Engineering Sciences* 370, 3169 (2012)
 - [12] E. Priest, *MHD structures in three dimensional reconnection in Magnetic reconnection concepts and application* (ed. W. Gonzalez and E. Parker), *Astrophysics and Space Science Library*, 427, 101 (2016)
 - [13] C. E. Parnell, J. M. Smith, T. Neukirch, and E. R. Priest, *The structure of three-dimensional magnetic neutral points*, *Phys. Plasmas* 3, 759 (1996).
 - [14] W. A. Newcomb, *Motion of magnetic lines of force*, *Ann. Phys.* 3, 347 (1958).
 - [15] *Magnetic reconnection in space*, A. H. Boozer, *Physics of Plasmas* **19**, 092902 (2012).
 - [16] *Magnetic topology and the problem of its invariant definition*, G. Hornig, K. Schindler, *Physics of Plasmas* **3**, 781, (1996).
 - [17] *A model for solar polar jets*, E. Parlat et. al., *Astrophys. J.* **691**:64-74 (2009).
 - [18] *Energetic of kinetic reconnection in a three-dimensional null-point cluster*, V. Olshevsky et. al., *Physical Review Letters* **111**, 045002 (2013).