

Exploring the turbulent velocity gradients at different scales from the perspective of the strain-rate eigenframe

Josin Tom¹, Maurizio Carbone^{1,2†} and Andrew D. Bragg^{1‡}

¹Department of Civil and Environmental Engineering, Duke University, Durham, NC, USA

²Dipartimento di Ingegneria Meccanica e Aerospaziale, Politecnico di Torino, Corso Duca degli Abruzzi 24, 10129 Torino, Italy

(Received xx; revised xx; accepted xx)

Expressing the evolution equations for the filtered velocity gradient tensor (FVGT) in the strain-rate eigenframe provides an insightful way to disentangle and understand various processes such as strain self-amplification, vortex stretching and tilting, and to consider their properties at different scales in the flow. Using data from Direct Numerical Simulation (DNS) of the forced Navier-Stokes equation, we consider the relative importance of local and non-local terms in the FVGT eigenframe equations across the scales using statistical analysis. The analysis of the eigenframe rotation-rate, that drives vorticity tilting, shows that the anisotropic pressure Hessian plays a key role, with the sub-grid stress making an important contribution outside the dissipation range, and the local spinning due to vorticity making a much smaller contribution. The results also show the striking behavior that the vorticity tilting term remains highly intermittent even at relatively large scales. We derive a generalization of the Lumley triangle that allows us to show that the pressure Hessian has a preference for two-component axisymmetric configurations at small scales, with a transition to a more isotropic state at larger scales. Correlations between the sub-grid stress and other terms in the eigenframe equations are considered, highlighting the coupling between the sub-grid and nonlinear amplification terms, with the sub-grid term playing an important role in regularizing the system. These results provide useful guidelines for improving Lagrangian models of the FVGT, since current models fail to capture a number of subtle features observed in our results.

Key words:

1. Introduction

The velocity gradient tensor provides an effective way to characterize the small-scale dynamics and kinematics of turbulent flows (Meneveau 2011). By filtering (coarse-graining) the velocity gradient on a length-scale ℓ , one is able to analyze the properties of the velocity gradients at different scales in the flow by varying ℓ (Borue & Orszag 1998), providing insight into the multiscale dynamics of turbulence. The bare (un-filtered) velocity gradient provides insight into the local topology of the flow (Chong *et al.* 1990), and the structure of highly dissipative or vortical regions of the turbulence (Buaria *et al.*

† Present address: Max Planck Institute for Dynamics and Self-Organization, Am Faßberg 17, 37077 Göttingen, Germany

‡ Email address for correspondence: andrew.bragg@duke.edu

2019), while the filtered gradient provides a way to characterize and understand the dynamics of the turbulent energy cascade (Carbone & Bragg 2020). Some of the velocity gradient statistics are known to be qualitatively similar across the scales of the flow, i.e. for varying ℓ . For example, the probability density function (PDF) of the second and third principle invariants of the velocity gradient has the well-known “tear-drop” shape not only for the bare velocity gradients, but also for the filtered ones (Naso & Pumir 2005; Danish & Meneveau 2018).

The dynamics of the velocity gradient can be analyzed effectively from a Lagrangian perspective, i.e. following a fluid particle trajectory (Vieillefosse 1984; Meneveau 2011). However, the pressure Hessian and viscous stress are non-local and unclosed in this frame of reference, requiring in-depth modelling. This work aims to enhance the understanding of the statistical properties of the velocity gradient dynamics at different scales using data from Direct Numerical Simulation (DNS) of the forced Navier-Stokes equations.

In Danish & Meneveau (2018) the statistics of the filtered velocity gradients have been investigated, with a focus on how probability fluxes in the phase-space of the invariants of the filtered velocity gradients behave. In the present work, the multi-scale characterization of the velocity gradient is extended by analyzing it in the strain-rate eigenframe, formed by the eigenvectors of the symmetric strain-rate tensor. In this frame, the effect of the incompressibility constraint, the local strain self amplification/reduction and the centrifugal force due to rotation of the fluid element can be carefully untangled. Also, it has been recently shown that the description of the velocity gradient dynamics in the strain-rate eigenframe also allows for a dimensionality reduction of the non-local pressure Hessian when the single-time properties of the velocity gradients are considered (Carbone *et al.* 2020), allowing for simpler modeling of the pressure Hessian.

An analysis of the velocity gradients in the strain-rate eigenframe has been employed in previous works for an effective description of the velocity gradient dynamics (Vieillefosse 1982; Dresselhaus & Tabor 1992; Nomura & Post 1998; Lawson & Dawson 2015). In the pioneering works by Vieillefosse (1982, 1984) the so-called Restricted Euler (RE) model was introduced for an inviscid flow by neglecting the non-local part of the pressure Hessian, while retaining its local contribution. One of the consequences of setting the non-local part of the pressure Hessian to zero in the inviscid equations is conservation of the angular momentum of the fluid element. However, as Vieillefosse demonstrated, this localization of the pressure Hessian results in a model for the velocity gradients that exhibits a finite-time singularity. This singularity arises because although the rotation of the fluid element has a stabilizing effect on the dynamics, the strain self-amplification mechanism drives the system towards the finite-time singularity, in which the fluid element is flattened onto a plane (Vieillefosse 1984). Despite the finite-time singularity, which makes the system impractical for modelling, the RE model revealed many non-trivial geometrical features of the motion of an incompressible and inviscid flow (Cantwell 1992). For example, the RE system conserves several quantities and the presence of these first integrals is related to the onset of the singularity while the non-local pressure Hessian and viscous stress, which are key in a real flow, reduce the number of conserved quantities. One of the conserved quantities is the determinant of the commutator between the symmetric and anti-symmetric parts of the velocity gradient tensor. That this quantity is conserved implies fundamental constraints on the eigenframe dynamics, namely, that the ordering of the (unordered) eigenvalues cannot change, and the vorticity components in the strain-rate eigenframe cannot change sign (Vieillefosse 1982). The presence of the non-local pressure Hessian and viscous stress in the real Navier-Stokes system can violate the conservation of this and other quantities that are conserved in RE. One of the objectives of the present paper is to explore this at different scales in the flow.

Given the crucial role played by the non-local pressure Hessian, as revealed through the RE model, several subsequent models have sought to derive closure models for this term, as well as the viscous term appearing in the Navier-Stokes system. Examples include an early stochastic model that is built on the assumption of a log-normal distribution of kinetic energy dissipation (Girimaji & Pope 1990), the Lagrangian tetrad model (Chertkov *et al.* 1999; Naso & Pumir 2005), the Recent Fluid Deformation Approximation (RFDA) model (Chevillard *et al.* 2008), the Gaussian Random Fields approximation (Wilczek & Meneveau 2014), the Recent Deformation of Gaussian Fields (RDGF) model (Johnson & Meneveau 2016), and finally an extension of the RDGF model that captures the effects of multiple scales in the flow, allowing the velocity gradients to be predicted at arbitrary Reynolds numbers (Johnson & Meneveau 2017). These models provide closures for the non-local pressure Hessian that are able to avoid finite-time singularities in the system, and to different degrees, they capture many of the important statistical properties of the velocity gradients. Work still needs to be done, however, to improve the accuracy of their predictions. Furthermore, these works focused on the bare velocity gradients, while equivalent models for the filtered counterpart are lacking.

All of the aforementioned closure models for the non-local pressure Hessian and viscous stress require detailed knowledge of the statistical geometry and invariants of the velocity gradient dynamics. For the filtered gradient, characterizing the statistical geometry and invariants of the sub-grid stress is also required to guide the development of Lagrangian models for the filtered velocity gradients. Moreover, as mentioned earlier, the RE model implies fundamental constraints on the eigenframe dynamics, and we wish to explore the extent to which these constraints are violated in Navier-Stokes turbulence, at different scales in the flow. These points motivate the present work.

In the present work, the statistics of the dynamical terms in the filtered velocity gradient equations written in the strain-rate eigenframe, are characterized using results from Direct Numerical Simulation of statistically steady and isotropic incompressible turbulence. The paper is organized as follows. In section 2, the equations for the velocity gradient in the strain-rate principal basis are outlined. Details on the numerical simulations are in section 3 and the numerical result are in section 4. In the numerical analysis, focus is put on the characterization of the non-local/unclosed dynamical terms conditioned on the local/closed dynamical terms. A summary of the main results and the conclusions are in section 5.

2. Dynamical equations in the strain-rate eigenframe

In this section the equations for the filtered velocity gradient are presented and written in the eigenframe of the filtered strain-rate tensor. Since the equations for the velocity gradient in the strain-rate eigenframe are not often employed, and the formulation of these forms of the equations are only briefly presented in a few previous works (Vieillefosse 1982; Dresselhaus & Tabor 1992), we will outline the key steps leading to these equations, as well as discuss the terms appearing in the equations which will be helpful for the results section.

2.1. Equations for the filtered velocity gradient

The filtered velocity field is governed by the incompressible, filtered, continuity and Navier-Stokes equations

$$\nabla \cdot \tilde{\mathbf{u}} = 0 \quad (2.1a)$$

$$\tilde{D}_t \tilde{\mathbf{u}} \equiv \partial_t \tilde{\mathbf{u}} + (\tilde{\mathbf{u}} \cdot \nabla) \tilde{\mathbf{u}} = -\nabla \tilde{P} + \nu \nabla^2 \tilde{\mathbf{u}} - \nabla \cdot \boldsymbol{\tau} \quad (2.1b)$$

where $\tilde{\mathbf{u}}(\mathbf{x}, t)$, $\tilde{P}(\mathbf{x}, t)$ are the filtered fluid velocity and pressure fields and ν is the kinematic viscosity. We use an isotropic filtering kernel G_ℓ with filtering length ℓ , with which we define the filtering operation of an arbitrary field $\boldsymbol{\xi}$ as (Pope 2000)

$$\tilde{\boldsymbol{\xi}}(\mathbf{x}, t) = \int G_\ell(\|\mathbf{x} - \mathbf{y}\|) \boldsymbol{\xi}(\mathbf{y}, t) d\mathbf{y}, \quad (2.2)$$

such that $\boldsymbol{\xi}$ is the bare (un-filtered) field, and $\tilde{\boldsymbol{\xi}}$ the filtered field. The sub-grid stress is

$$\boldsymbol{\tau} \equiv \widetilde{\mathbf{u}\mathbf{u}^\top} - \tilde{\mathbf{u}}\tilde{\mathbf{u}}^\top, \quad (2.3)$$

where \cdot^\top indicates transposition.

By taking the gradient of (2.1), the equations for the velocity gradient are obtained

$$\text{Tr}(\tilde{\mathbf{A}}) = 0, \quad (2.4a)$$

$$\tilde{D}_t \tilde{\mathbf{A}} = -\tilde{\mathbf{A}} \cdot \tilde{\mathbf{A}} - \widetilde{\mathbf{H}^P} + \nu \nabla^2 \tilde{\mathbf{A}} - \nabla (\nabla \cdot \boldsymbol{\tau}), \quad (2.4b)$$

where the filtered velocity gradient and filtered pressure Hessian are

$$\tilde{\mathbf{A}} \equiv \partial_j \tilde{u}_i \mathbf{e}_i \mathbf{e}_j^\top, \quad (2.5)$$

$$\widetilde{\mathbf{H}^P} \equiv \partial_j \partial_i \tilde{P} \mathbf{e}_i \mathbf{e}_j^\top. \quad (2.6)$$

In our notation, $\text{Tr}(\cdot)$ denotes the trace operator, while “ \cdot ” denotes an inner product (single contraction) between tensors, e.g. $\tilde{\mathbf{A}} \cdot \tilde{\mathbf{A}} = \tilde{A}_{ij} \tilde{A}_{jk} \mathbf{e}_i \mathbf{e}_k^\top$. Here the tensors are represented with respect to the standard, right-oriented, orthonormal basis $\{\mathbf{e}_i\}$, which is constant in time and space.

The filtered velocity gradient is decomposed into its symmetric and anti-symmetric parts

$$\tilde{\mathbf{S}} \equiv \frac{1}{2} (\tilde{A}_{ij} + \tilde{A}_{ji}) \mathbf{e}_i \mathbf{e}_j^\top, \quad (2.7)$$

$$\tilde{\mathbf{W}} \equiv \frac{1}{2} (\tilde{A}_{ij} - \tilde{A}_{ji}) \mathbf{e}_i \mathbf{e}_j^\top. \quad (2.8)$$

The symmetric part of the filtered velocity gradient is the filtered strain-rate while the antisymmetric part is associated with the filtered vorticity, $\tilde{\boldsymbol{\omega}} = \nabla \times \tilde{\mathbf{u}}$. The vorticity components in the standard basis are $\tilde{\omega}_i = \epsilon_{ikj} \tilde{W}_{jk}$, where ϵ_{ijk} is the permutation symbol.

The equation for the filtered velocity gradient (2.4) is decomposed into its symmetric and anti-symmetric part. The filtered strain-rate is governed by

$$\text{Tr}(\tilde{\mathbf{S}}) = 0 \quad (2.9a)$$

$$\tilde{D}_t \tilde{\mathbf{S}} = -\tilde{\mathbf{S}} \cdot \tilde{\mathbf{S}} + \tilde{\mathbf{W}} \cdot \tilde{\mathbf{W}}^\top - \widetilde{\mathbf{H}^P} + \widetilde{\mathbf{H}^\nu} - \mathbf{H}^\tau, \quad (2.9b)$$

where the viscous and sub-grid stress contributions to the symmetric part of the gradient

equation are

$$\widetilde{\mathbf{H}}^\nu \equiv \nu \partial_k \partial_k \widetilde{S}_{ij} \mathbf{e}_i \mathbf{e}_j^\top, \quad (2.10)$$

$$\mathbf{H}^\tau \equiv \frac{1}{2} \partial_k (\partial_j \tau_{ik} + \partial_i \tau_{jk}) \mathbf{e}_i \mathbf{e}_j^\top. \quad (2.11)$$

The filtered vorticity is governed by the equation

$$\widetilde{D}_t \widetilde{\boldsymbol{\omega}} = \widetilde{\mathbf{S}} \cdot \widetilde{\boldsymbol{\omega}} + \widetilde{\boldsymbol{\Omega}}^\nu - \boldsymbol{\Omega}^\tau, \quad (2.12)$$

to which the viscous and sub-grid stress directly contribute through their anti-symmetric parts

$$\widetilde{\boldsymbol{\Omega}}^\nu \equiv \nu \partial_k \partial_k \widetilde{\omega}_i \mathbf{e}_i, \quad (2.13)$$

$$\boldsymbol{\Omega}^\tau \equiv \epsilon_{ikj} \partial_k \partial_m \tau_{jm} \mathbf{e}_i. \quad (2.14)$$

2.2. Navier-Stokes equations in the strain-rate eigenframe

The eigenvectors of the filtered strain-rate tensor $\{\mathbf{v}_i\}$, which are orthogonal and normalized to unit length, form a complete basis for the three-dimensional space. The basis $\{\mathbf{v}_i\}$ varies in space and time and will be referred to as strain-rate eigenframe. The bases $\{\mathbf{v}_i\}$ and $\{\mathbf{e}_j\}$ are related by the rotation matrix V_{ji} , the i^{th} column of which contains the components of the i^{th} strain-rate eigenvector with respect to the standard basis

$$V_{ji} \equiv \mathbf{v}_i \cdot \mathbf{e}_j, \quad (2.15)$$

and $\mathbf{v}_i = V_{ji} \mathbf{e}_j$. The matrix V_{ji} is orthonormal since $V_{ki} V_{kj} = \delta_{ij}$, where δ_{ij} is the Kronecker delta. In the following, only right-oriented orthonormal bases are considered, with $\det \mathbf{V} = 1 \forall \mathbf{x}, t$.

The tensors are now represented with respect to the eigenframe in order to derive equations (2.4) in that basis. For notation simplicity the tilde is suppressed in the following. The filtered strain-rate in its principal basis is

$$\mathbf{S} = S_{ij} \mathbf{e}_i \mathbf{e}_j^\top = V_{ik} S_{ij} V_{jm} \mathbf{v}_k \mathbf{v}_m^\top = S_{km}^* \mathbf{v}_k \mathbf{v}_m^\top, \quad (2.16)$$

where S_{ij}^* is a diagonal matrix containing the eigenvalues λ_i on its diagonal.

The strain-rate eigenframe, formed by the principal basis, undergoes a rigid body rotation, since the eigenvectors $\{\mathbf{v}_i\}$ remain orthonormal and right-oriented for all times. Therefore, the angular velocity $\boldsymbol{\varpi}$ is the same for all the eigenvectors

$$D_t \mathbf{v}_i = \boldsymbol{\varpi} \times \mathbf{v}_i. \quad (2.17)$$

Furthermore, the angular velocity of the principal basis is associated to the anti-symmetric tensor

$$\boldsymbol{\Pi} = \Pi_{ij} \mathbf{e}_i \mathbf{e}_j^\top = \epsilon_{ikj} \varpi_k \mathbf{e}_i \mathbf{e}_j^\top, \quad (2.18)$$

whose components in the principal basis are

$$\Pi_{ij}^* = \epsilon_{ikj} \varpi_k^*. \quad (2.19)$$

The rotation tensor $\boldsymbol{\Pi}$ represents the rate of rotation in the plane composed of two of the eigenvectors about the axis of the third, that is $\Pi_{ij} = d_t \mathbf{v}_i \cdot \mathbf{v}_j$ (Nomura & Post 1998).

The dynamical equation for the strain-rate eigenvectors (2.17) in the eigenframe can be rewritten using (2.19)

$$\widetilde{D}_t \mathbf{v}_i = \Pi_{kj} V_{ji} V_{km} \mathbf{v}_m = \Pi_{mi}^* \mathbf{v}_m. \quad (2.20)$$

The time derivative of the strain-rate can be now expressed in the strain-rate eigenframe

$$D_t \mathbf{S} = D_t (S_{ij}^* \mathbf{v}_i \mathbf{v}_j^\top) = D_t S_{ij}^* \mathbf{v}_i \mathbf{v}_j^\top + S_{ij}^* \mathbf{v}_k \Pi_{ki}^* \mathbf{v}_j^\top + S_{ij}^* \mathbf{v}_i \Pi_{kj}^* \mathbf{v}_k^\top, \quad (2.21)$$

that is, adjusting the indexes,

$$D_t \mathbf{S} = (D_t S_{ij}^* + \Pi_{ik}^* S_{kj}^* - S_{ik}^* \Pi_{kj}^*) \mathbf{v}_i \mathbf{v}_j^\top. \quad (2.22)$$

The term due to the rotation of the eigenframe is the commutator between the anti-symmetric tensor associated to the rotation of the strain-rate eigenbasis and the strain itself

$$[\mathbf{\Pi}, \mathbf{S}] = \mathbf{\Pi} \cdot \mathbf{S} - \mathbf{S} \cdot \mathbf{\Pi} = (\Pi_{ik}^* S_{kj}^* - S_{ik}^* \Pi_{kj}^*) \mathbf{v}_i \mathbf{v}_j^\top. \quad (2.23)$$

The equation for the strain-rate (2.9) in the eigenframe reads

$$S_{ii}^* = 0, \quad (2.24a)$$

$$D_t S_{ij}^* + \Pi_{ik}^* S_{kj}^* - S_{ik}^* \Pi_{kj}^* = -S_{ik}^* S_{jk}^* + \frac{1}{4} (\omega^2 \delta_{ij} - \omega_i^* \omega_j^*) - H_{ij}^{P*} + H_{ij}^{\nu*} - H_{ij}^{\tau*}, \quad (2.24b)$$

where $H_{ij}^{P*} = \mathbf{v}_i^\top \cdot \mathbf{H}^P \cdot \mathbf{v}_j$, $H_{ij}^{\nu*} = \mathbf{v}_i^\top \cdot \mathbf{H}^\nu \cdot \mathbf{v}_j$ and $H_{ij}^{\tau*} = \mathbf{v}_i^\top \cdot \mathbf{H}^\tau \cdot \mathbf{v}_j$ are the components of the pressure, viscous and sub-grid symmetric contributions in the strain-rate eigenbasis. It is convenient to split equation (2.24) into its diagonal and off-diagonal parts

$$\sum_{i=1}^3 \lambda_i = 0, \quad (2.25a)$$

$$D_t \lambda_i = -\lambda_i^2 + \frac{1}{4} (\omega^2 - \omega_i^{*2}) - H_{i(i)}^{P*} + H_{i(i)}^{\nu*} - H_{i(i)}^{\tau*}, \quad (2.25b)$$

$$(\lambda_{(j)} - \lambda_{(i)}) \Pi_{ij}^* = -\frac{1}{4} \omega_i^* \omega_j^* - H_{ij}^{P*} + H_{ij}^{\nu*} - H_{ij}^{\tau*}, \text{ for } i \neq j, \quad (2.25c)$$

where $\omega \equiv \|\boldsymbol{\omega}\|$ and indexes in parentheses are not contracted. The vorticity time derivative is expressed in the eigenframe using equation (2.20)

$$D_t \boldsymbol{\omega} = D_t (\omega_i^* \mathbf{v}_i) = (D_t \omega_i^* + \Pi_{ij} \omega_j^*) \mathbf{v}_i, \quad (2.26)$$

and then the vorticity equation (2.12) in the eigenframe is obtained

$$D_t \omega_i^* = \lambda_{(i)} \omega_i^* - \Pi_{ij}^* \omega_j^* + \Omega_i^{\nu*} - \Omega_i^{\tau*}, \quad (2.27)$$

with $\Omega_i^{\nu*} = \mathbf{v}_i^\top \cdot \boldsymbol{\Omega}^\nu$ and $\Omega_i^{\tau*} = \mathbf{v}_i^\top \cdot \boldsymbol{\Omega}^\tau$.

The first term on the right-hand side of (2.25b) is the strain-self interaction which acts to amplify λ_3 and suppress λ_1 . The second term represents a straining produced in the fluid due to the rotation of the fluid element and the associated centrifugal force. This term acts only in the plane orthogonal to the vorticity vector. The third, fourth and fifth terms in (2.25b) are the symmetric contributions from the pressure Hessian, viscous stress and sub-grid stress. The local part of the pressure Hessian guarantees incompressibility. The anisotropic part of the pressure Hessian plays a major role in regularization of the dynamics generated by the local terms (which are expressible in terms of the gradient at the fluid particle position) and we will analyze its statistics in detail. The viscous stress acts, on average, as a damping on both the strain rate and the vorticity. However, the statistical behaviour of the viscous stress differs from that of a simple linear damping and it also plays a relevant role in the transport of vorticity. The sub-grid stress represents the effect of the scales that have been filtered out on the filtered gradient dynamics. We

will characterize its statistical properties across the scales and it will be shown how the sub-grid stress interacts with the pressure Hessian and viscous stress in a non-trivial way.

The contributions to the eigenframe components of the rotation tensor $\boldsymbol{\Pi}$ are described by equation (2.25c), and correspond to contributions from the centrifugal force due to the rotation of the fluid element (which is retained in the RE model), the anisotropic pressure Hessian, viscous and sub-grid stresses are

$$\begin{aligned}\Pi_{ij}^{RE*} &\equiv -\frac{1}{4} \frac{\omega_i^* \omega_j^*}{\lambda_{(j)} - \lambda_{(i)}}, & \Pi_{ij}^{P*} &\equiv -\frac{H_{ij}^{P*}}{\lambda_{(j)} - \lambda_{(i)}}, \\ \Pi_{ij}^{\nu*} &\equiv \frac{H_{ij}^{\nu*}}{\lambda_{(j)} - \lambda_{(i)}}, & \Pi_{ij}^{\tau*} &\equiv -\frac{H_{ij}^{\tau*}}{\lambda_{(j)} - \lambda_{(i)}},\end{aligned}\quad (2.28)$$

for $i \neq j$. The numerators in (2.28) may be interpreted as representing torques, which arise from local and non-local effects, while the denominator can be interpreted as the moment of inertia.

Pressure depends quadratically on the velocity gradient through its second invariant $Q \equiv -\text{Tr}(\mathbf{A} \cdot \mathbf{A})/2$

$$P(\mathbf{x}, t) = -\frac{1}{2\pi} \int \frac{Q(\mathbf{y}, t)}{\|\mathbf{y} - \mathbf{x}\|} d\mathbf{y}. \quad (2.29)$$

Since the kernel $\|\mathbf{y} - \mathbf{x}\|^{-1}$ decays slowly with distance from the fluid particle at \mathbf{x} , the local and non-local contributions from $P(\mathbf{x}, t)$ to Π_{ij}^{P*} may be of comparable magnitude. In fact, previous results for the bare velocity gradient dynamics show that the contribution from the non-local pressure Hessian to Π_{ij}^{P*} dominates over the local contribution (She *et al.* 1991; Dresselhaus & Tabor 1992). We will consider whether this also is the case for finite filtering lengths $\ell_F > 0$.

The dynamics of the vorticity in the eigenframe is described by equation (2.27). The first term on the right-hand side of (2.27) is vortex stretching, that is particularly clear from this eigenframe perspective. The second represents the reorientation (tilting) of the vorticity with respect to the eigenframe due to the rotation of the eigenframe. This term does not affect the evolution of the vorticity magnitude directly since $\Pi_{ij}^* \omega_j^* \omega_i^* = 0$, although it indirectly contributes since the vortex stretching term depends on ω_j^* . Moreover, the angular velocity component along the vorticity direction does not affect the tilting of vorticity, and corresponds to a redundant degree of freedom with respect to the dynamical evolution of λ_i and ω_j^* (Carbone *et al.* 2020). The Restricted Euler contribution to vorticity tilting in (2.27) is

$$-\Pi_{ij}^{RE*} \omega_j^* = \frac{1}{4} \sum_{j \neq i} \frac{\omega_j^{*2}}{\lambda_j - \lambda_i} \omega_i^*, \quad (2.30)$$

and since the ordering of the eigenvalues cannot change in the RE model (Nomura & Post 1998), this contribution acts as a non-linear damping for ω_1^* and as a non-linear amplification for ω_3^* in the RE model. In real turbulence governed by the NSE, the eigenvalue ordering can change with time, such that the sign, and therefore the role of this term is not fixed with time.

By substituting (2.25c) into (2.27) it can be shown that the viscous stress contribution to vorticity tilting, $\Pi_{ij}^{\nu*} \omega_j^*$, is identically cancelled by part of the contribution coming from $\Omega_i^{\nu*}$ (Dresselhaus & Tabor 1992; Nomura & Post 1998; Lawson & Dawson 2015). However, we wish to consider the full viscous contribution, $\Omega_i^{\nu*}$, and therefore do not expand it into its subparts. The third and fourth terms on the right hand side of the vorticity equation (2.27) derive from the anti-symmetric part of the viscous and sub-grid

Parameter	DNS Specification
R_λ	597
L	2π
$\langle \epsilon \rangle$	0.228
ν	0.00013
\mathcal{L}	1.43
\mathcal{L}/η	812
$\tau_{\mathcal{L}}$	1.57
$\tau_{\mathcal{L}}/\tau_\eta$	65.4
u'	0.915
u'/u_η	12.4
$T/\tau_{\mathcal{L}}$	5.75
N	2048
N_{proc}	16384
$\kappa_{\text{max}}\eta$	1.70

Table 1: Flow parameters for the DNS study (all dimensional parameters are in arbitrary units). The simulation was performed in parallel on N_{proc} processors and all statistics are averaged over T , the duration of the run. $R_\lambda \equiv u'\lambda/\nu \equiv 2K/\sqrt{5/3\nu\langle\epsilon\rangle}$ is the Taylor microscale Reynolds Number, $u' \equiv \sqrt{2K/3}$ is the root mean square of fluctuating fluid velocity, K is the turbulent kinetic energy, λ is the Taylor microscale, ν is the fluid kinematic viscosity, $\langle\epsilon\rangle \equiv 2\nu \int \kappa^2 E(\kappa) d\kappa$ is the mean turbulent kinetic energy dissipation rate, κ is the wavenumber in Fourier space, E is the energy spectrum. The integral length scale is defined as $\mathcal{L} \equiv (3\pi/2K) \int E(\kappa)/\kappa d\kappa$, $\eta \equiv (\nu^3/\langle\epsilon\rangle)^{1/4}$ is the Kolmogorov length scale, $\tau_\eta \equiv \sqrt{\nu/\langle\epsilon\rangle}$ is the Kolmogorov time scale, $u_\eta \equiv (\langle\epsilon\rangle\nu)^{3/4}$ is the Kolmogorov velocity scale, $\tau_{\mathcal{L}} \equiv \mathcal{L}/u'$ is the large-eddy turnover time. The maximum resolved wavenumber is $\kappa_{\text{max}} = \sqrt{2N/3}$, $\kappa_{\text{max}}\eta$ is the small scale resolution, L is the domain size and N is the number of grid points in each direction.

stress. Since all the other terms in that equation are proportional to ω , these are the only terms that can generate vorticity from an initially irrotational state.

3. Direct Numerical Simulation

To analyze the dynamical properties of the filtered velocity gradients in the strain-rate eigenframe, we consider data from a Direct Numerical Simulation (DNS) of statistically stationary, isotropic turbulence. The data we use is from the DNS of Ireland *et al.* (2016a,b), at a Taylor microscale Reynolds number $R_\lambda = 597$. Incompressible Navier-Stokes equations were solved using a pseudo-spectral method on a three-dimensional, triperiodic cubic domain of length 2π , discretized with 2048^3 grid points. Deterministic forcing scheme kept the kinetic energy of the flow constant in time. The scale separation between the integral length scale \mathcal{L} and the Kolmogorov scale η in the DNS flow was $\mathcal{L}/\eta \simeq 812$. Further details on the numerical method used can be found in Ireland *et al.* (2013). Details of the simulations are given in table 1.

We apply a sharp spectral cut-off at wavenumber k_F to obtain the filtered field. In order to relate the spectral cut-off wavenumber k_F to a physical space filtering scale, we define $\ell_F \equiv 2\pi/k_F$ (Eyink & Aluie 2009). When constructing the pressure Hessian from the velocity field, there are some subtleties that must be carefully accounted for in order to ensure that the pressure Hessian computed has the correct properties. These issues are

discussed in Appendix A. The velocity field is filtered at scale ℓ_F and the resulting filtered velocity gradient, pressure Hessian, viscous stress and sub-grid stress are analyzed.

4. Results and discussion

We now turn to consider the role of the different terms appearing in the eigenframe dynamical equations for different filtering scales ℓ_F , with quantities normalized using the scale-dependent timescale

$$\tilde{\tau} \equiv 1/\sqrt{2\langle\|\tilde{\mathbf{S}}\|^2\rangle}. \quad (4.1)$$

Furthermore, while the eigenvalues $\lambda_1, \lambda_2, \lambda_3$ are not ordered in the dynamical equations discussed in 2, it is standard and helpful to consider results in which the eigenvalues are ordered. Therefore, in the results that follow, the eigenvalues are ordered $\lambda_1 \geq \lambda_2 \geq \lambda_3$, with corresponding ordered eigenvectors $\mathbf{v}_1, \mathbf{v}_2, \mathbf{v}_3$. This ordering allows us to unambiguously interpret the significance of the sign of the local dynamical terms in equations (2.25) and (2.27).

We also remind the reader that for notational simplicity the tilde used earlier to denote filtered quantities has been dropped, and all variables correspond to filtered variables unless otherwise stated.

4.1. Contributions to eigenvalue and vorticity component dynamics

Figure 1 shows the averages and second moments of the contributions to the evolution of the strain-rate eigenvalues, governed by equation (2.25b). Note that the average contributions need not be zero. For example, while $\langle \mathbf{e}_i \cdot \mathbf{H}^P \cdot \mathbf{e}_j \rangle = 0$ for a homogeneous flow, $\langle H_{ij}^{P*} \rangle \equiv \langle \mathbf{v}_i \cdot \mathbf{H}^P \cdot \mathbf{v}_j \rangle$ need not be zero because \mathbf{v}_i fluctuates and is correlated with \mathbf{H}^P .

The most negative strain-rate eigenvalue, λ_3 , has on average the largest magnitude among the strain-rate eigenvalues. An implication of this is, for example, that its contribution dominates the strain self-amplification, $-\langle \lambda_3^3 \rangle > \langle \lambda_1^3 \rangle$ at all scales in the flow (Tsinober 2001a; Carbone & Bragg 2020). The term $-\lambda_3^2$ drives the Restricted Euler system towards a finite-time singularity since it dominates the dynamics amplifying a negative λ_3 . However, the rotation of the fluid element gives a strong stabilizing contribution through $\omega^2 - \omega_3^{*2}$, with magnitude that is comparable to that of the self-amplification of λ_3 . The misalignment between $\boldsymbol{\omega}$ and \mathbf{v}_3 can be then traced back to the importance of the stabilizing effect of $\omega^2 - \omega_3^{*2}$. In particular, the vorticity component ω_3^* (and the corresponding alignment ω_3^*/ω) is small along the right Vieillefosse tail where the Restricted Euler system blows up, as shown in figure 4. The stabilizing effect of the rotation of the fluid element is exploited in reduced models for the velocity gradient dynamics to avoid the finite-time singularity thus producing steady-state statistics of the velocity gradient. Indeed, when the relative weight of the strain self-amplification $\alpha\lambda_i^2$ is reduced with respect to the magnitude of the rotation term $\beta(\omega - \omega_i^{*2})$, through the model coefficients α and β , then steady-state statistics can be obtained (Wilczek & Meneveau 2014; Lawson & Dawson 2015). This reduction of non-linearity is attributed mainly to the pressure Hessian. On the other hand, the term $-\lambda_1^2$ has by construction a stabilizing effect on λ_1 while the corresponding vorticity contribution $(\omega^2 - \omega_1^{*2})$ helps the growth of λ_1 .

Since $-\lambda_3^2$ tends to make the dynamics unstable, it would be expected that, in order to prevent the velocity gradients becoming singular, the strongest effect of the pressure Hessian would be on λ_3 . However, the average pressure Hessian contribution to λ_3 , namely $\langle -H_{33}^{P*} \rangle$, is the smallest among the pressure components, although its variance is the

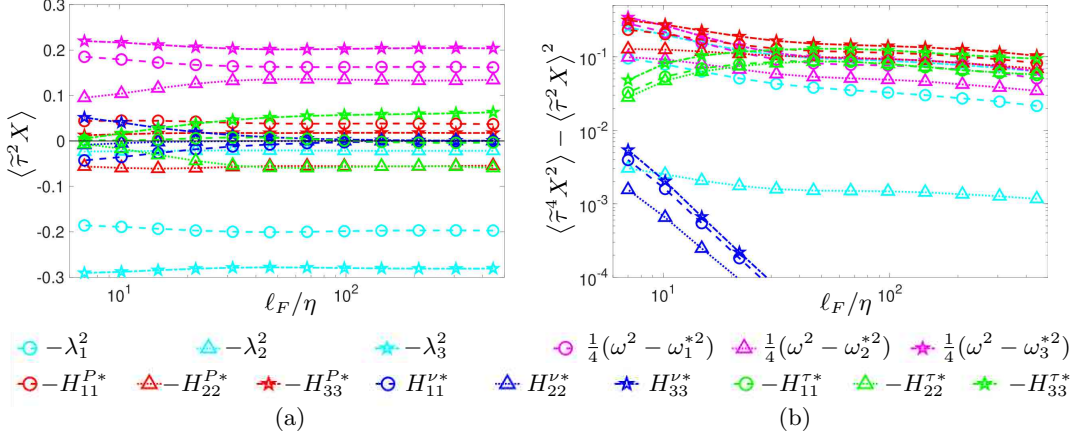


Figure 1: (a) Average and (b) variance of the terms in (2.25b), normalized by the timescale $\tilde{\tau}$, and plotted as a function of the filtering scale ℓ_F/η . Different colors distinguish the various terms, while different line types and symbols refer to different components of those terms.

largest, as shown in figure 1(b). Nevertheless, on average, this term does tend to hinder the growth of negative λ_3 . The diagonal components of $\langle -H_{ij}^{P*} \rangle$, when normalized by $\tilde{\tau}^2$, do not show significant variations as a function of ℓ_F . Therefore, at least on average, H_{ij}^{P*} scales approximately as $\sim \tilde{\tau}^{-2}$, as expected from dimensional analysis, and consistent with models such as that of Wilczek & Meneveau (2014), which express the pressure Hessian as a linear combination of $\mathbf{S} \cdot \mathbf{S}$ and $\mathbf{W} \cdot \mathbf{W}^\top$. However, we would expect departures from this scaling for higher order moments of $-H_{ij}^{P*}$ due to intermittency.

The average effect of the pressure Hessian on λ_1 is $\langle -H_{11}^{P*} \rangle$ and is positive, indicating that on average the pressure Hessian helps the growth of λ_1 . This also implies that the pressure Hessian indirectly contributes to the stretching of $\boldsymbol{\omega}$ along \mathbf{v}_1 , opposing the preferential alignment of the vorticity with the intermediate eigenvector \mathbf{v}_2 . Interestingly, the largest average contribution from the pressure Hessian is for the intermediate eigenvalue, λ_2 , and $\langle -H_{22}^{P*} \rangle$ is negative at all scales, driving λ_2 towards negative values. In this sense, the pressure Hessian hinders vortex stretching, suppressing the non-linear amplification of ω_2^* through λ_2 (see equation (2.27)).

The viscous term $\langle H_{i(i)}^{\nu*} \rangle$ tends to hinder all the eigenvalues, with $\langle H_{11}^{\nu*} \rangle < 0$, $\langle H_{22}^{\nu*} \rangle < 0$ and $\langle H_{33}^{\nu*} \rangle > 0$. In the dissipation range, $\langle H_{i(i)}^{\nu*} \rangle$ is largest in magnitude for $i = 3$, which is associated with λ_3 having the largest magnitude on average. Furthermore, $\langle H_{22}^{\nu*} \rangle$ is very small compared to the other components, and therefore because of incompressibility, $\langle H_{11}^{\nu*} \rangle \approx -\langle H_{33}^{\nu*} \rangle$. The term is related to the curvature of the strain field and the clear tendency for $\langle H_{22}^{\nu*} \rangle$ to be small can be a consequence of the moderate fluctuations of the intermediate eigenvalue. Indeed, the contribution from λ_2 to the strain self-amplification, namely $\langle \lambda_2^3 \rangle$, is the smallest among the contributions of the eigenvalues (Tsinober 2001a; Carbone & Bragg 2020). Also, the sign of λ_2 fluctuates and the average λ_2 is small with respect to the average of the other eigenvalues. The average viscous stress components vary considerably across the scales, as expected since by definition these terms play a sub-leading dynamical role outside of the dissipation range.

The role of the sub-grid stress has not been investigated much in the literature, especially from the perspective of the strain-rate eigenframe. The sub-grid stress contribution

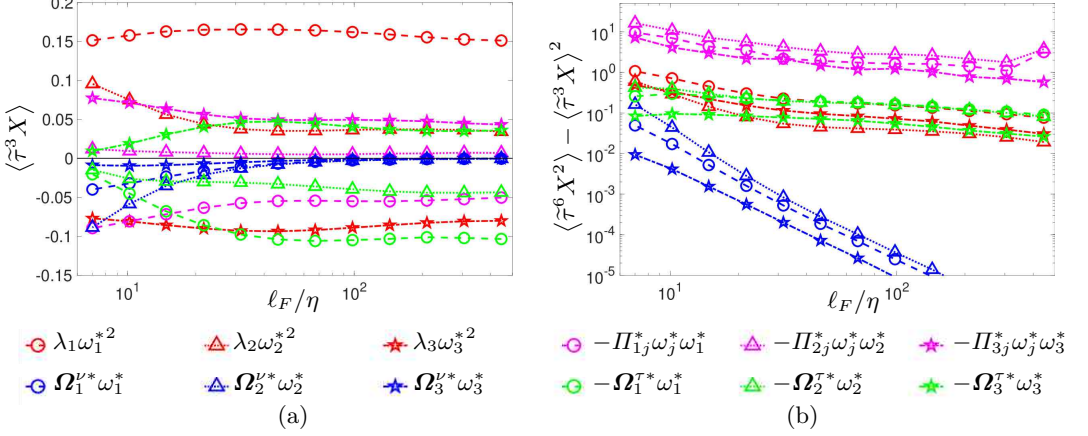


Figure 2: (a) Average and (b) variance of the terms in (4.2), normalized by the timescale $\tilde{\tau}$, and plotted as a function of the filtering scale ℓ_F/η . Different colors distinguish the various terms, while different line types and symbols refer to different components of those terms.

to the dynamics increases with increasing ℓ_F , and at the largest scales the sub-grid stress makes a leading order contribution to the eigenvalue dynamics. The sub-grid stress has strong variations across the scales even if normalized with a scale-dependent time scale. However, across all the scales $\langle H_{11}^{\tau*} \rangle$ remains very small compared to the other components and, as a consequence, $\langle H_{33}^{\tau*} \rangle \simeq \langle H_{22}^{\tau*} \rangle$. The sub-grid stress tends on average to drive λ_2 towards negative values and it hinders the growth of $|\lambda_3|$. In this sense, for the intermediate and most compressional principal directions, it acts similarly to the pressure Hessian, even if the quantitative trends of $H_{i(i)}^{P*}$ and $H_{i(i)}^{\tau*}$ across the scales are very different.

Figure 1(b) shows the variance of the contributions to the eigenvalue equation. The results show that the variance of $H_{i(i)}^{P*}$ is the largest of the contributions, with the variance of H_{11}^{P*} and H_{33}^{P*} decreasing as ℓ_F is increased, but becoming approximately constant in the inertial range when normalized by $\tilde{\tau}$. On the other hand, the variance of H_{22}^{P*} is almost independent of ℓ_F when normalized by $\tilde{\tau}$, and this component is always the smallest. This is perhaps the reason why λ_2 undergoes smaller fluctuations in its time evolution than the other eigenvalues, which confirms the observation by Dresselhaus & Tabor (1992) concerning the relatively small magnitude and persistency of the intermediate eigenvalue. The variance of the viscous term, normalized by $\tilde{\tau}$, becomes very small as ℓ_F is increased, decreasing as $\ell_F^{-\xi}$ with ξ between 2 and 3.

Since there is a sign ambiguity in the definition of the eigenvectors \mathbf{v}_i there is a corresponding ambiguity in the sign of ω_i^* . When solving (2.27) in a Lagrangian frame this ambiguity is removed through the choice of a particular direction for \mathbf{v}_i in the initial conditions. However, we are computing terms based on data in the Eulerian frame (i.e. at fixed grid points). Therefore, instead of considering the dynamical contributions to (2.27), we will instead consider the dynamical contributions to the enstrophy equation (here we are calling ω_i^{*2} the enstrophy, although strictly speaking, the enstrophy is $\|\boldsymbol{\omega}\|^2 = \sum_i \omega_i^{*2}$)

$$\frac{1}{2} D_t \omega_i^{*2} = \lambda_{(i)} \omega_i^{*2} - \Pi_{ij}^* \omega_j^* \omega_{(i)}^* + \Omega_i^{\nu*} \omega_{(i)}^* - \Omega_i^{\tau*} \omega_{(i)}^*. \quad (4.2)$$

In figure 2(a) we show the averages of the terms on the right hand side of (4.2). The

results show that the vortex stretching term $\lambda_{(i)}\omega_i^{*2}$ acts on average to increase ω_1^{*2} and ω_2^{*2} , and to reduce ω_3^{*2} . It is known that although $\boldsymbol{\omega}$ is preferentially aligned with \mathbf{v}_2 (Ashurst *et al.* (1987); Meneveau (2011)), $\lambda_1\omega_1^{*2}$ gives on average the largest contribution to vortex stretching $\langle \boldsymbol{\omega}^\top \cdot \mathbf{S} \cdot \boldsymbol{\omega} \rangle = \sum_i \langle \lambda_i \omega_i^{*2} \rangle$ in the limit $\ell_F/\eta \rightarrow 0$ (i.e. for the unfiltered gradients) since λ_1 tends to be larger than λ_2 (Tsinober (2001b)). Our results show that for ℓ_F outside of the dissipation range, the contribution to vortex stretching from $\lambda_1\omega_1^{*2}$ becomes increasingly dominant, with $\langle \lambda_2\omega_2^{*2} \rangle \ll \langle \lambda_1\omega_1^{*2} \rangle$ in the inertial range. It is also interesting to note that while the normalized average $\tilde{\tau}^3 \langle \lambda_i \omega_i^{*2} \rangle$ changes substantially for $i = 2$ as ℓ_F is increased from the dissipation to inertial range scales, it varies weakly with ℓ_F for $i = 1, 3$. This is in agreement with the weakening of the preferential alignment between the vorticity and the intermediate strain-rate eigenvector as ℓ_F is increased, while the statistical alignment of $\boldsymbol{\omega}$ with \mathbf{v}_1 and \mathbf{v}_3 depends very weakly on the filtering length (Danish & Meneveau 2018).

The alignment between the vorticity and the strain-rate eigenvectors is in part governed by the vorticity tilting term $\Pi_{ij}^*\omega_j^*$. That term plays a central role in determining the preferential alignment between $\boldsymbol{\omega}$ and \mathbf{v}_2 in the Restricted Euler system, through $\Pi_{ij}^{RE*}\omega_j^*$, (Dresselhaus & Tabor 1992; Nomura & Post 1998) and also in real turbulent flows due to the dominance of local over non-local contributions to the vorticity tilting (Lawson & Dawson 2015). The vorticity tilting does not directly affect the total enstrophy $\|\boldsymbol{\omega}\|^2$, but it does contribute to the dynamics of the individual contributions ω_i^{*2} . In particular, the results in figure 2 indicate that on average $\Pi_{ij}^*\omega_i^*\omega_j^*$ tends to enhance ω_3^{*2} while reducing ω_1^{*2} . Therefore, the tilting tends to oppose the stretching of vorticity along \mathbf{v}_1 and to oppose the compression of vorticity along \mathbf{v}_3 . The results also show that the vorticity tilting makes a small positive contribution to the growth of ω_2^{*2} on average.

The viscous term acts on average to reduce the magnitude of all the components of enstrophy, with its effect strongest on ω_2^{*2} and weakest on ω_3^{*2} . As expected, its average contribution markedly decreases with increasing filtering length as ℓ_F moves outside the dissipation range, with a $\ell_F^{-\xi}$ trend, with ξ between 2 and 3. The average sub-grid stress contribution to $D_t\omega_i^{*2}$ in equation (4.2) increases as ℓ_F is increased and becomes approximately constant in the inertial range when normalized by $\tilde{\tau}^3$, where its contribution becomes comparable in magnitude to the vortex-stretching terms for $i = 2, 3$. However, the sub-grid contribution is opposite in sign to the vortex stretching contributions, tending to hinder ω_1^{*2} and ω_2^{*2} and to enhance ω_3^{*2} .

The variances of the terms on the right hand side of (4.2) are shown in figure 2(b). The variance of the vorticity tilting terms is very large, which indicates sudden rotations of the vorticity vector with respect to the eigenframe. Similar to the behavior of the averages in figure 2(a), the results show that fluctuations in $\lambda_i\omega_i^{*2}$ are greatest for $i = 1$, and the contribution from $i = 2$ becomes much smaller than that from $i = 1$ for ℓ_F in the inertial range. Most interestingly, we find that the sub-grid contributions for $i = 1, 2$ are very similar (almost identical in the inertial range), while the contribution for $i = 3$ is much smaller, a feature preserved across the scales. This indicates that there is not a simple relationship between the sub-grid and vortex stretching terms, which poses a challenge for Large Eddy Simulation (LES) modeling.

We have computed the moments in figure 1 and 2 across a range of Reynolds numbers (not shown) and obtained the same trend for all the terms. This confirms that the statistics are converged and show that the moments depend weakly on the Reynolds number, at least in the range considered ($Re_\lambda \approx 200 - 600$).

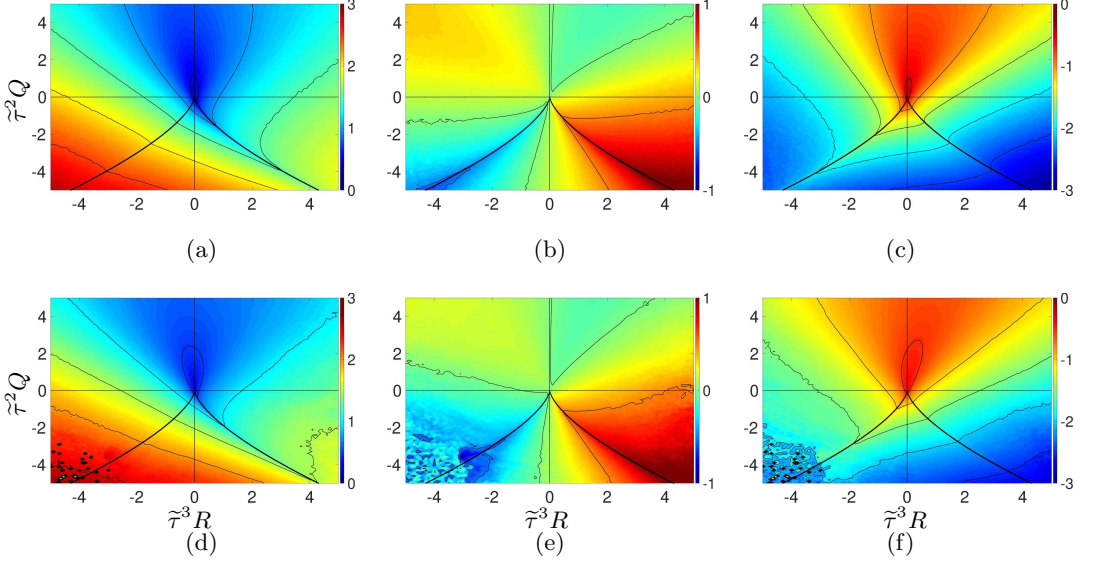


Figure 3: Average of the filtered strain-rate eigenvalues conditioned on the second and third principal invariants of the filtered velocity gradient tensor. (a-b-c) show conditional averages $\langle \tilde{\tau}\lambda_1 | R, Q \rangle$, $\langle \tilde{\tau}\lambda_2 | R, Q \rangle$ and $\langle \tilde{\tau}\lambda_3 | R, Q \rangle$, respectively, for $\ell_F/\eta = 7.0$ and (d-e-f) shows the corresponding quantities for $\ell_F/\eta = 67.3$. The color map is in linear scale, and the thick black lines represent the Vieillefosse tails.

4.2. Behavior of eigenvalues and vorticity in the R, Q plane

For further insight into the eigenvalue and vorticity dynamics, in figure 3 we show the average of the filtered strain-rate eigenvalues conditioned on the principal invariants of the filtered velocity gradient $\langle \tilde{\tau}\lambda_i | \tilde{\tau}^3 R, \tilde{\tau}^2 Q \rangle$, where $R = -\text{Tr}(\mathbf{A}^3)/3$ and $Q = -\text{Tr}(\mathbf{A}^2)/2$. The color map is in a linear scale, and the results refer to the filtering lengths $\ell_F/\eta = 7.0$ and $\ell_F/\eta = 67.3$. The results show that $\langle \lambda_2 | R, Q \rangle$ is relatively large and positive along the right Vieillefosse tail. Since the joint probability density function (PDF) of R, Q is large along the right Vieillefosse tail (Chong *et al.* 1998; Lthi *et al.* 2009; Elsinga & Marusic 2010; Meneveau 2011) then that phase space region contributes strongly to the tendency for λ_2 to be positive, with $\langle \lambda_2 \rangle > 0$. In contrast, $\langle \lambda_1 | R, Q \rangle$ is quite small along the right Vieillefosse tail, but is large along the left Vieillefosse tail, where $R < 0$, corresponding to states of biaxial compression with $\lambda_2 < 0$. Both $\langle \lambda_1 | R, Q \rangle$ and $\langle \lambda_3 | R, Q \rangle$ tend to become relatively small in the quadrant $Q > 0, R < 0$, which corresponds to the vortex stretching quadrant (Meneveau 2011). On the other hand, $\langle \lambda_2 | R, Q \rangle$ is positive on average here, showing that it contributes to the stretching of vorticity along the direction \mathbf{v}_2 in this quadrant.

In figure 4 we show the results for $\langle (\tilde{\tau}\omega_i^*)^2 | \tilde{\tau}^3 R, \tilde{\tau}^2 Q \rangle$, for the same filtering lengths $\ell_F/\eta = 7.0$ and $\ell_F/\eta = 67.3$. The quantity $(\omega_i^*)^2$ rather than ω_i^* has been employed to remove the ambiguity of the sign of ω_i^* that was discussed earlier, and the color map is in logarithmic scale. The quantity $\langle (\tilde{\tau}\omega_2^*)^2 | R, Q \rangle$ is large over a wide region of the upper plane $Q > 0$ where rotational motion dominates the velocity gradients, and it also takes relatively large values close to the right Vieillefosse tail. The results for $\langle (\tilde{\tau}\omega_3^*)^2 | R, Q \rangle$ indicate that the vorticity tends to be orthogonal to \mathbf{v}_3 below and in the proximity of the right Vieillefosse tail. This can be related to the compression along the vorticity

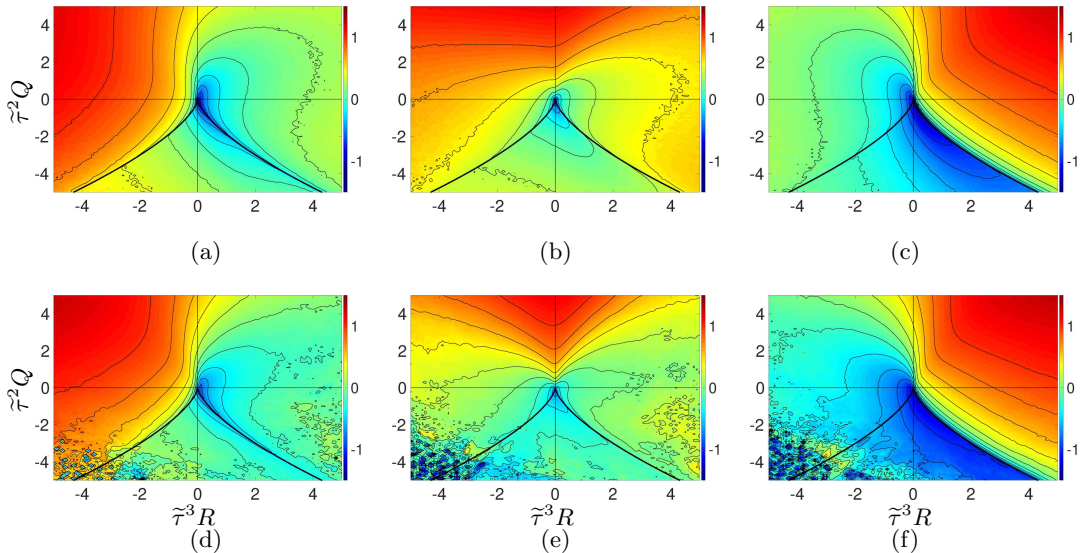


Figure 4: Average of the square of the vorticity components conditioned on the second and third principal invariants of the filtered velocity gradient tensor. (a-b-c) show conditional averages $\langle (\tilde{\tau}\omega_1^*)^2 | R, Q \rangle$, $\langle (\tilde{\tau}\omega_2^*)^2 | R, Q \rangle$ and $\langle (\tilde{\tau}\omega_3^*)^2 | R, Q \rangle$, respectively, for $\ell_F/\eta = 7.0$ and (d-e-f) shows the corresponding quantities at $\ell_F/\eta = 67.3$. The color map is in \log_{10} scale and the thick black lines represent the Vieillefosse tails.

axis that arises due to incompressibility of the flow, described by the second term on the right hand side of (2.25b) together with the local pressure Hessian contribution. Since this term is non-negative, then it acts to suppress the growth of the compressional eigenvalue λ_3 . However, if the vorticity was perfectly aligned with \mathbf{v}_3 then this term would vanish. Therefore, misalignment of the vorticity with \mathbf{v}_3 stabilizes the system by providing a mechanism to prevent the blow-up of λ_3 along the right Vieillefosse tail. Strong alignment between $\boldsymbol{\omega}$ and \mathbf{v}_3 does nevertheless take place in the quadrant $R > 0$ and $Q > 0$, which is expected since this is the quadrant associated with vortex compression (Tsinober 2001b).

The conditional averages shown in figures 3 and 4 confirm that, qualitatively, the statistics are weakly dependent on the filtering length scale, as observed e.g. for the probability density flux in the R, Q plane (Danish & Meneveau 2018). One exception is the behavior of ω_2^* , for which comparing figures 4(b) and (e) reveals significant qualitative changes in the behavior of $\langle (\tilde{\tau}\omega_2^*)^2 | R, Q \rangle$ as ℓ_F is increased.

4.3. Rotation of the strain-rate eigenframe and tilting of the vorticity vector

The tilting of the vorticity vector with respect to the strain-rate eigenframe plays a central role in determining the geometric alignments of the strain-rate and vorticity, and the rotation-rate of the eigenframe can take on very large values even in simple flows (Dresselhaus & Tabor 1992). This rotation-rate is determined by the interaction between vorticity, pressure gradient and viscous and sub-grid forces, and equation (2.25c) suggests that the rotation can be very strong when the differences between the strain-rate eigenvalues becomes small. To understand this better, and the effect of filtering on these processes, we now turn to analyze in detail the statistics of the rotation-rate of the eigenframe and its dependence upon the local state of the velocity gradient.

Figures 5(a-b-c) show the second moment of the different contributions to the eigen-

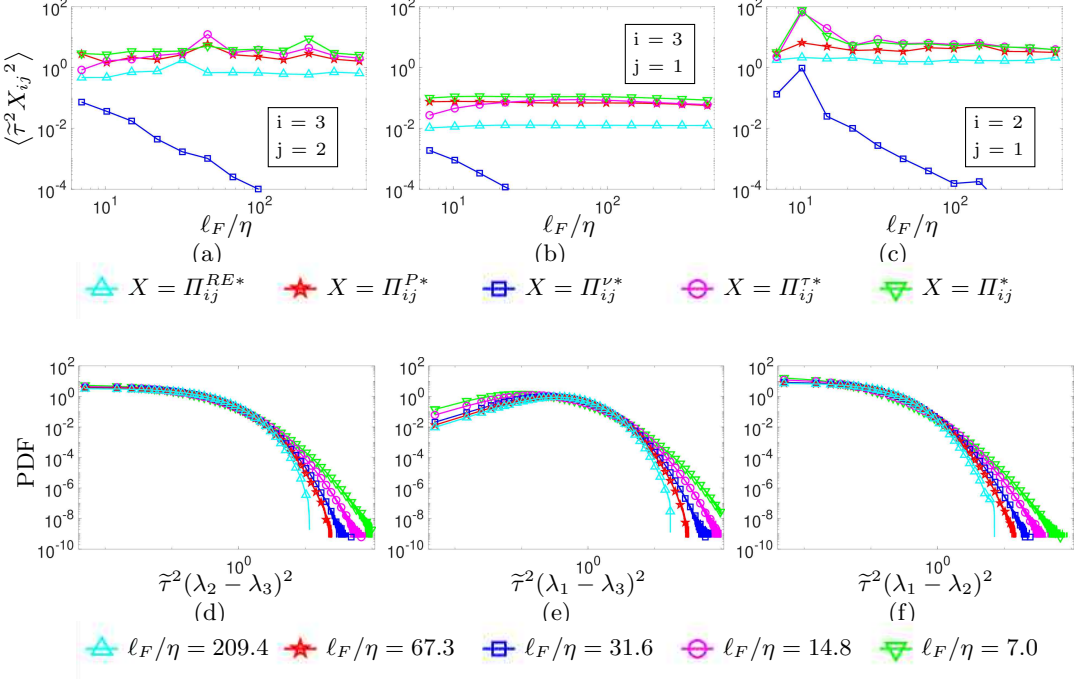


Figure 5: (a-b-c) Second moment of the components of the Restricted Euler, pressure, viscous and sub-grid contributions to the strain-rate eigenframe rotation-rate, together with the overall rotation-rate. (d-e-f) PDF of the square of the differences in the eigenvalues, which appear in the equation for the rotation-rate of the eigenframe (2.25c).

frame rotation-rate Π_{ij}^* (see (2.28)), and figures 5(d-e-f) show the PDF of the square of the difference in the eigenvalues, which represent the resistance of the eigenframe (Vieillefosse 1982). While the local contributions (captured by the RE model) to the eigenframe rotation rate have been investigated in detail (Dresselhaus & Tabor 1992), together with its impact on the vorticity dynamics, the non-local contributions have received less attention. The second moment of the pressure Hessian contribution is close to the second moment of the overall rotation rate and they are almost independent of the filtering length (when normalized by $\tilde{\tau}$). This indicates that the non-local effects on the rotation-rate of the eigenframe dominate over the contribution from vorticity that features in the RE model. However, we will observe that the local RE term plays a leading role in the tilting of the vorticity vector. The sub-grid stress also gives an important contribution to the eigenframe rotation rate at large scales. On the other hand, the viscous contribution is small with $\langle (\tilde{\tau} \Pi_{ij}^{\nu*})^2 \rangle$ decreasing as ℓ_F^ξ , with ξ between 2 and 3. The component $\langle (\tilde{\tau} \Pi_{31}^*)^2 \rangle$, associated with the angular velocity of the eigenframe along \mathbf{v}_2 , is much smaller than the other components. If we consider the PDFs of $(\lambda_j - \lambda_i)^2$ in figures 5(d-e-f) we see that the mode of the PDF is considerably larger for $(\lambda_1 - \lambda_3)^2$ than for the other cases. The reason for this is that due to incompressibility, $(\lambda_1 - \lambda_3)^2 \rightarrow 0$ also implies $\lambda_2 \rightarrow 0$, and the probability of states with strain-rate almost zero is vanishingly small. As a result, the average values of $(\lambda_1 - \lambda_3)^2$ are larger than for $(\lambda_2 - \lambda_3)^2$ or $(\lambda_1 - \lambda_2)^2$, implying on average an increased resistance to rotations of the eigenframe about \mathbf{v}_2 , and hence to $\langle (\tilde{\tau} \Pi_{31}^*)^2 \rangle$ being smaller than the other components.

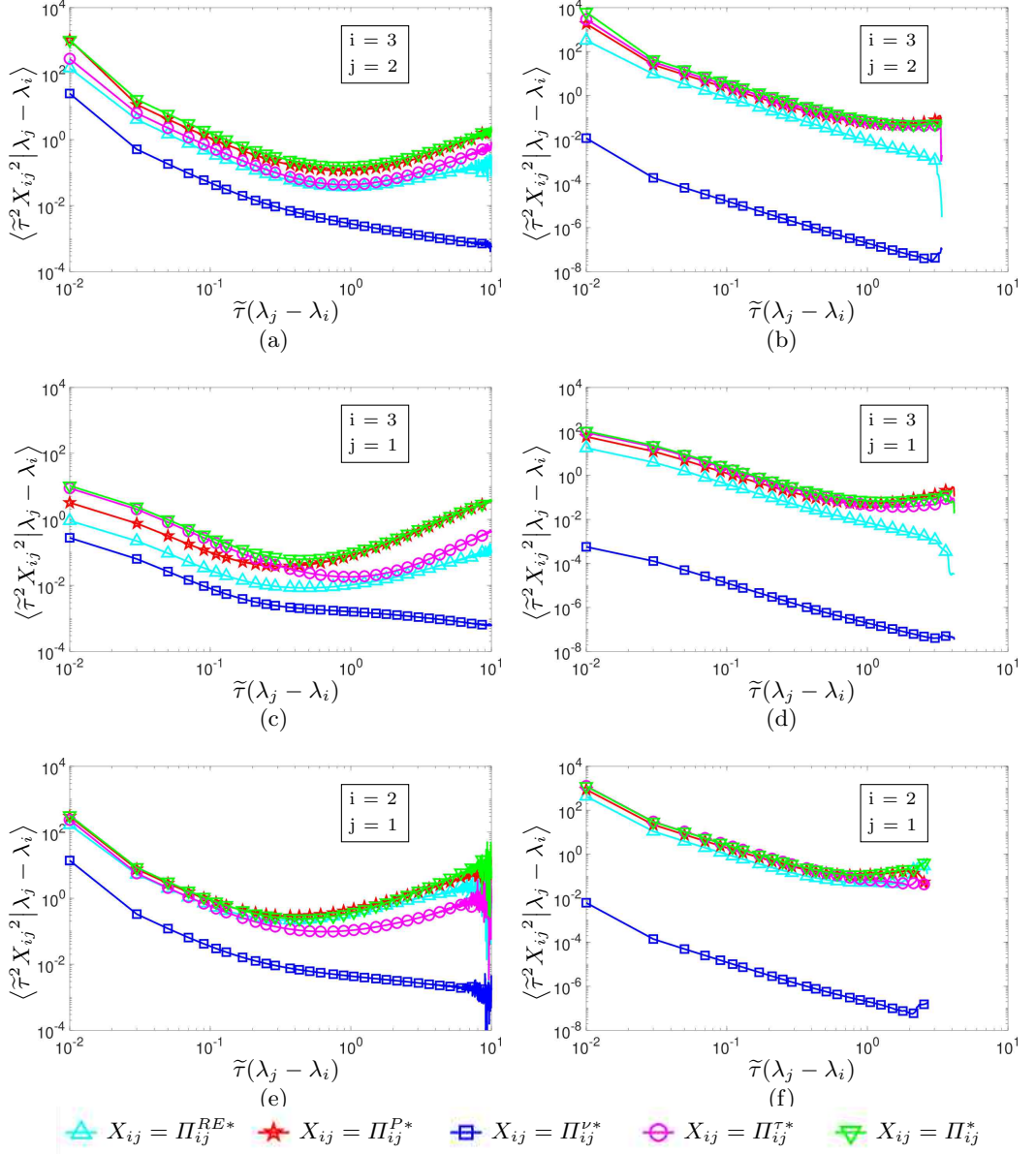


Figure 6: Second moment of the contributions to the eigenframe rotation-rate conditioned on the difference in the eigenvalues. (a-c-e) correspond to $\ell_F/\eta = 7.0$ and (b-d-f) to $\ell_F/\eta = 209.4$.

The results in figures 5(d-e-f) also indicate that the probability of axisymmetric states with $\lambda_2 \approx \lambda_1$ and $\lambda_2 \approx \lambda_3$ is quite high, with the probability to observe $\lambda_2 \approx \lambda_1$ larger, in agreement with previous results that showed that axisymmetric extension occurs more often than axisymmetric compression (Lund & Rogers 1994; Meneveau 2011). However, the probability to observe $\tilde{\tau}(\lambda_2 - \lambda_3) \rightarrow 0$ is only three times smaller than that for observing $\tilde{\tau}(\lambda_2 - \lambda_1) \rightarrow 0$. A more accurate estimation of the relative occurrence rates of

axisymmetric compression and expansion can be achieved by means of a dimensionless parameter (Lund & Rogers 1994) as discussed in section 4.4.2.

The main effect of filtering on these PDFs is to simply suppress the tails, associated with reduced intermittency at larger scales. However, for the PDF of $(\lambda_1 - \lambda_3)^2$, there is also a significant effect of filtering on the behavior for $(\lambda_1 - \lambda_3)^2 \rightarrow 0$, with the probability of states with $(\lambda_1 - \lambda_3)^2 \rightarrow 0$ decreasing as ℓ_F is increased.

The quantity $\lambda_j - \lambda_i$ acts as a weight in equation (2.25c), and the behavior of Π_{ij}^* depends on how the various contributions to Π_{ij}^* on the right hand side of (2.25c) behave as $\lambda_j - \lambda_i$ varies. To explore this, in figure 6 we show results for $\langle X_{ij}^2 | \lambda_j - \lambda_i \rangle$, with $i > j$ such that $\lambda_j - \lambda_i > 0$, where X_{ij} is either the eigenframe rotation-rate Π_{ij}^* or else one of the distinct contributions to Π_{ij}^* , namely Π_{ij}^{RE*} , Π_{ij}^{P*} , $\Pi_{ij}^{\nu*}$ or $\Pi_{ij}^{\tau*}$ (see equation (2.28)). The results show that $\langle X_{ij}^2 | \lambda_j - \lambda_i \rangle \propto (\lambda_j - \lambda_i)^{-2}$ for small $\tilde{\tau}(\lambda_j - \lambda_i)$, indicating a weak correlation between $(\lambda_j - \lambda_i)$ and the vorticity, pressure Hessian, sub-grid stress and viscos stress in this range. However, for $\tilde{\tau}(\lambda_j - \lambda_i) \geq O(1)$, $\langle X^2 | \lambda_j - \lambda_i \rangle$ starts to increase for some of the cases. This non-monotonic behavior is quite intriguing, but the increase cannot persist in the limit $\tilde{\tau}(\lambda_j - \lambda_i) \rightarrow \infty$ if the flow field is to remain regular. Also, the results show that the increase at $\tilde{\tau}(\lambda_j - \lambda_i) \geq O(1)$ becomes less apparent as the filter length is increased. For the smallest filter scales, the results in figure 6 show that the dominant contribution to the eigenframe rotation-rate comes from the pressure Hessian, with important contributions from the sub-grid stress and RE term associated with vorticity in some cases (e.g. especially for $i = 2, j = 1$). At larger scales, however, the sub-grid term makes a strong contribution, similar in size to that from the pressure Hessian with the RE playing a smaller role. The viscous contribution is small at all scales and for all components.

The rotation-rate of the eigenframe plays an important role in the vorticity dynamics through the vortex tilting mechanism, described by the term $\Pi_{ij}^* \omega_j^*$ in equation (2.27). The second moment of $\Pi_{ij}^* \omega_j^*$ and the various contributions to it are shown in figures 7(a-b-c) together with the PDFs of $|\Pi_{ij}^* \omega_j^*|$ in figures 7(d-e-f). The Restricted Euler and pressure Hessian contributions to $\langle (\Pi_{ij}^* \omega_j^*)^2 \rangle$ are the largest and are similar in size, showing that the local (i.e. that captured by the Restricted Euler model) and non-local contributions to $\langle (\Pi_{ij}^* \omega_j^*)^2 \rangle$ are similar. The reason why the RE term makes a contribution to the vorticity tilting that is similar to that of the pressure Hessian, despite the fact that the former gives a much smaller contribution to the eigenframe rotation-rate, is because of the weak preferential alignment between the vorticity and the pressure Hessian. The viscous contribution is small over the range of ℓ_F considered, with $\langle (\tilde{\tau} \Pi_{ij}^{\nu*} \omega_j^*)^2 \rangle$ decreasing as $\ell_F^{-\xi}$, with ξ between 2 and 3. The vorticity tilting about axis \mathbf{v}_2 is slightly larger than the tilting about the other two axes, in contrast to the reduced eigenframe rotation rate about axis \mathbf{v}_2 shown in figure 5. However, the difference between the components of $\langle (\Pi_{ij}^* \omega_j^*)^2 \rangle$ is smaller than the difference between the components of $\langle (\Pi_{ij}^*)^2 \rangle$ shown in figure 5.

The PDFs of $|\Pi_{ij}^* \omega_j^*|$ are shown in figures 7(d-e-f), revealing wide power-law tails and large values of vorticity tilting. Quite remarkably, the PDFs are almost insensitive to the filtering scale ℓ_F , such that very strong vorticity tilting is a feature that persists beyond just the dissipation range. This behavior, however, is probably kinematic rather than purely dynamical in origin. In particular, equation (2.25c) shows that Π_{ij}^* depends on $(\lambda_j - \lambda_i)^{-1}$, such that small values of $\tilde{\tau}(\lambda_j - \lambda_i)$, which occur with high probability, can lead to large values of $\tilde{\tau}^2 \Pi_{ij}^* \omega_j^*$.

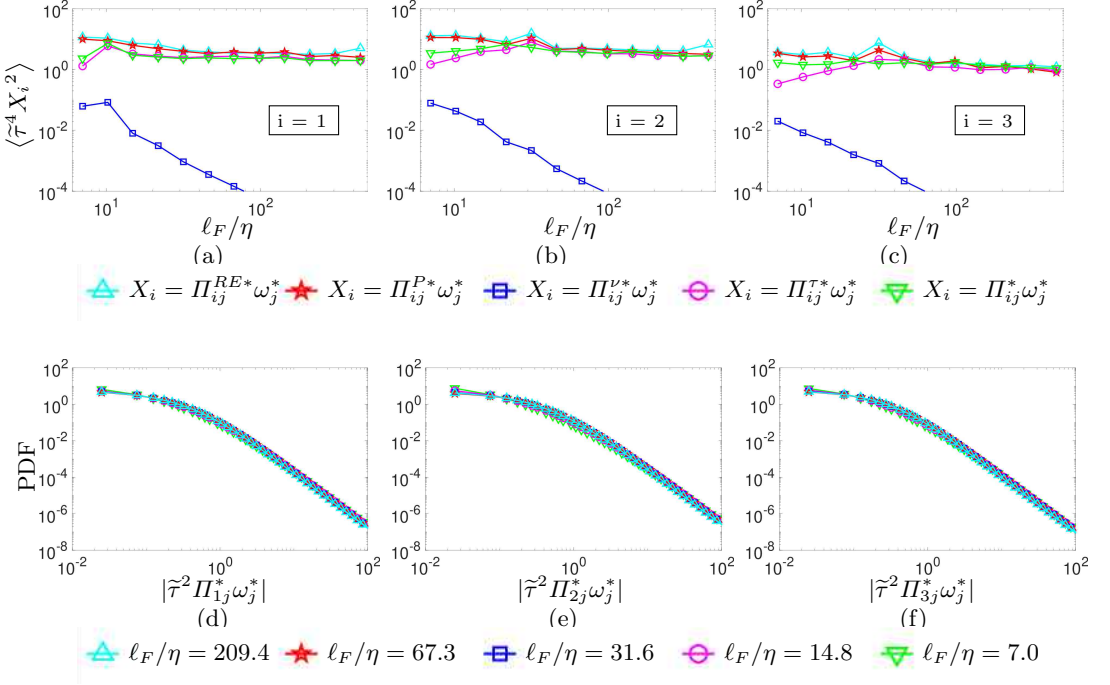


Figure 7: (a-b-c) Second moment of the Restricted Euler, pressure, viscous and sub-grid contributions to the vorticity tilting term, together with the second moment of the total vorticity tilting term. (d-e-f) PDF of the vorticity tilting term in equation (2.27).

4.4. Characterizing the pressure Hessian

In Figures 8(a-c-e) we show the PDFs of the diagonal components of the pressure Hessian in the eigenframe, filtered at various scales. The PDFs show wide tails for the smallest filtering lengths ℓ_F , i.e. with the observation of highly intermittent acceleration statistics in turbulence (Ayyalasomayajula *et al.* 2008), but the extreme events become much rarer as ℓ_F is increased, with the PDFs approaching a Gaussian shape at the largest scales. The PDFs are also strongly positively skewed, with the skewness decreasing as ℓ_F is increased. The local/isotropic part of the pressure Hessian is proportional to the invariant $Q = \|\boldsymbol{\omega}\|^2/4 - \|\boldsymbol{S}\|^2/2$, and since the PDF of Q is positively skewed (Meneveau 2011), so also will be the PDF of the local part of the pressure Hessian. The dependence of the non-local contribution to the pressure Hessian on the local properties of Q is more complicated, however, we note that during large events where $Q \gg \tau_\eta^2$, the local part of the pressure Hessian is expected to dominate over the non-local part (see below), since extreme events in Q are spatially localized.

4.4.1. Characterising the anisotropic pressure Hessian

The anisotropic pressure Hessian is defined as

$$\overline{H}_{ij}^{P*} \equiv H_{ij}^{P*} - \frac{1}{3} H_{kk}^{P*} \delta_{ij} \quad (4.3)$$

and the PDFs of the diagonal components $\overline{H}_{i(i)}^{P*}$ are shown in Figures 8(b-d-f), for various ℓ_F . Comparing these results to those in figures 8(a-c-e) reveals that the strong positive skewness of the PDF of the full pressure Hessian arises from the dominating contribution

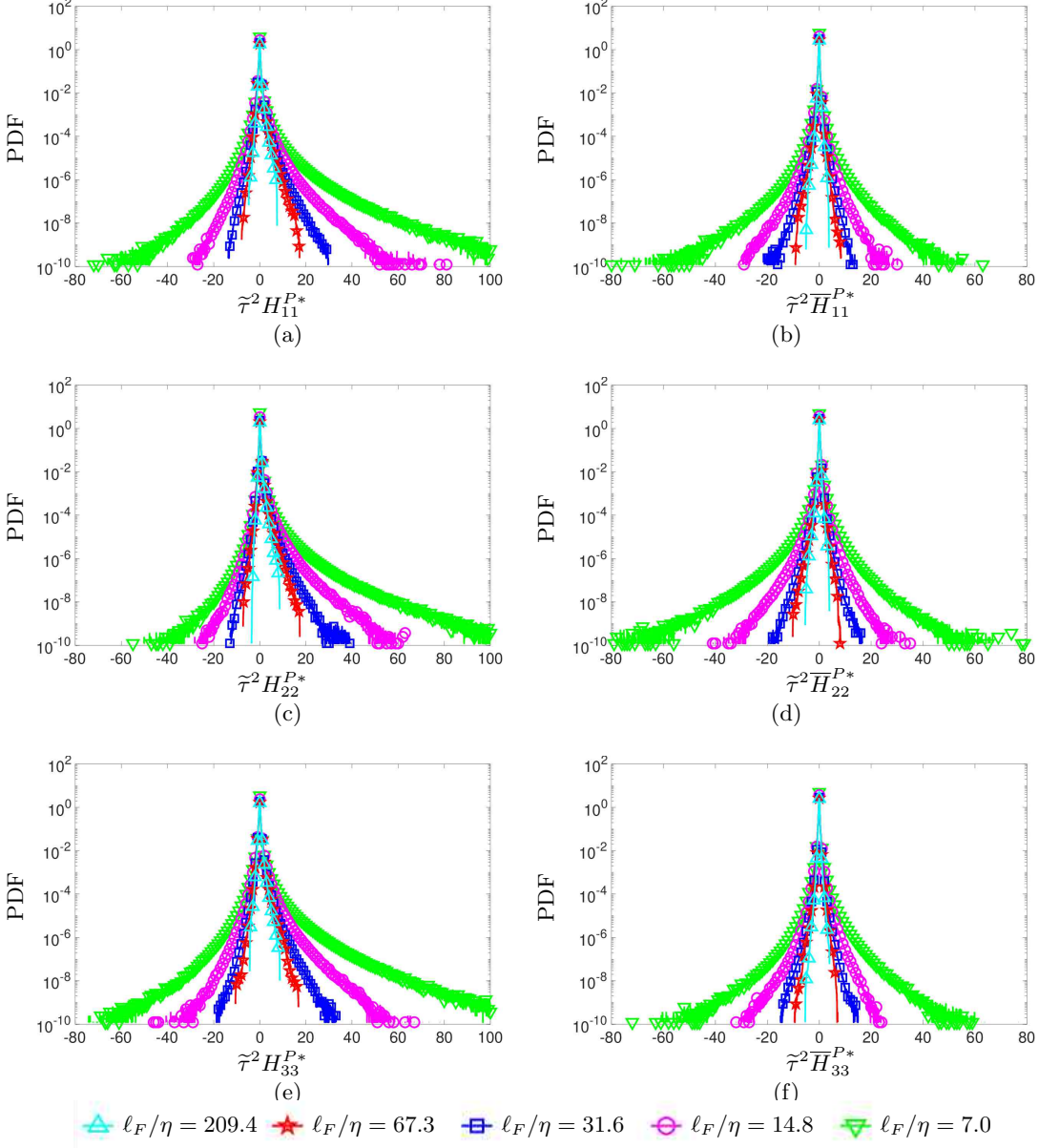


Figure 8: PDF of the diagonal components of the pressure Hessian in the eigenframe. (a-c-e) show results for the full pressure Hessian, and (b-d-f) are for the anisotropic part of the pressure Hessian.

of the local pressure Hessian during large events. Indeed, the PDF of \overline{H}_{22}^{P*} is negatively skewed, indicating that the strongest fluctuations in \overline{H}_{22}^{P*} tend to help the growth of λ_2 and hence also vortex stretching. This is in contrast with the average negative value of $-H_{22}^{P*}$ observed in figure 1.

In order to understand more fully the relationship between $\overline{H}_{i(i)}^{P*}$ and the local proper-

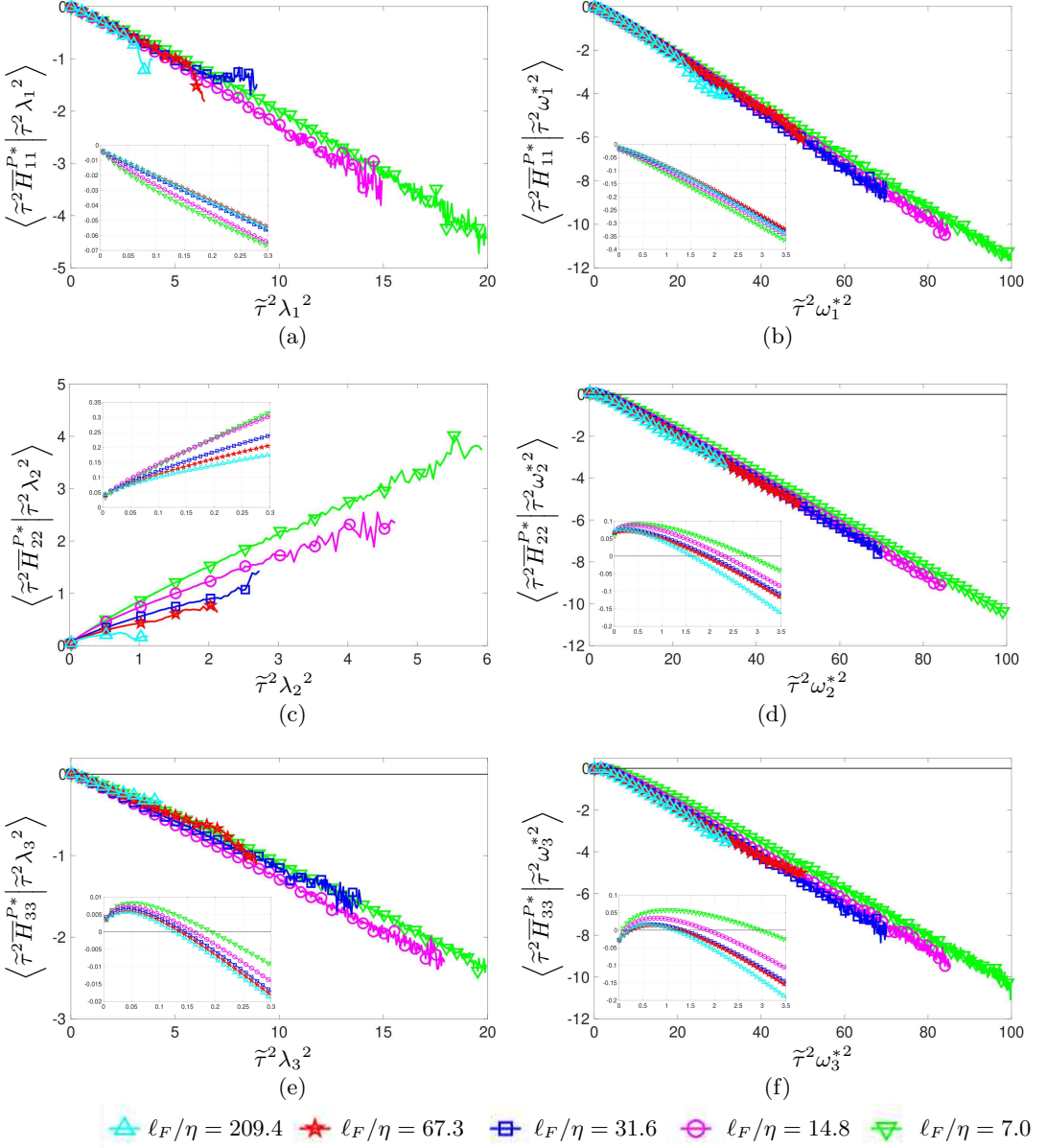


Figure 9: Average of the diagonal components of the anisotropic pressure Hessian in the eigenframe conditioned on (a-c-e) the corresponding eigenvalues squared, and (b-d-f) the corresponding vorticity components squared. Insets highlight the results for small values of $\tilde{\tau}^2 \lambda_i^2$ and $\tilde{\tau}^2 \omega_i^{*2}$.

ties of the flow, in figure 9 (a-c-e), we consider the results for $\langle \overline{H}_{i(i)}^{P*} | \lambda_i^2 \rangle$ as a function of the filtering scale. For $i = 1$, this quantity is always negative, and since the pressure Hessian appears with a negative sign in front of it in the eigenvalue equation (2.25b), this indicates that on average \overline{H}_{11}^{P*} acts to amplify λ_1 . For $\tilde{\tau} \lambda_1 \leq O(1)$, $\langle \overline{H}_{11}^{P*} | \lambda_1^2 \rangle$ becomes increasingly negative almost with increasing λ_1^2 , varying linearly with λ_1^2 . The contribution to λ_2 ,

namely $\langle \overline{H}_{22}^{P*} | \lambda_2^2 \rangle$, is always positive and therefore on average \overline{H}_{22}^{P*} hinders the growth of positive λ_2 for all values of λ_2^2 . Furthermore, for $\tilde{\tau}\lambda_2 \leq O(1)$, $\langle \overline{H}_{22}^{P*} | \lambda_2^2 \rangle$ increases almost linearly with increasing λ_2^2 except for the larger filter scales, for which a nonlinear behavior is apparent even for $\tilde{\tau}\lambda_2 \ll 1$. The behavior of $\langle \overline{H}_{33}^{P*} | \lambda_3^2 \rangle$ is quite peculiar, showing that on average \overline{H}_{33}^{P*} amplifies λ_3 for very small $\tilde{\tau}\lambda_3$, but then hinders its growth outside of this regime. The range of $\tilde{\tau}\lambda_3$ over which \overline{H}_{33}^{P*} amplifies λ_3 on average decreases with increasing filter scale.

Over the entire range of $\tilde{\tau}\lambda_i$ shown, the effect of filtering appears quite weak (it is more apparent for $i = 2$ since in that case the results extend over a smaller region of $\tilde{\tau}\lambda_i$ owing to the smaller fluctuations of λ_2 compared with λ_1 or λ_3). Nevertheless, the insets to figures 9 (a-c-e) highlight that for $(\tilde{\tau}\lambda_i)^2 \leq 0.3$, filtering reduces the magnitude of both $\langle \tilde{\tau}^2 \overline{H}_{11}^{P*} | \lambda_1^2 \rangle$ and $\langle \tilde{\tau}^2 \overline{H}_{22}^{P*} | \lambda_3^2 \rangle$, whereas the magnitude of $\langle \tilde{\tau}^2 \overline{H}_{33}^{P*} | \lambda_3^2 \rangle$ is reduced by filtering in the regime where it is positive, but is actually increased in the region where it is negative.

In figure 9(b-d-f) we consider the results for $\langle \overline{H}_{i(i)}^{P*} | \omega_i^{*2} \rangle$. For $\tilde{\tau}^2 \omega_i^{*2} \gtrsim 3$, $\langle \overline{H}_{i(i)}^{P*} | \omega_i^{*2} \rangle$ is negative, leading to the production of λ_1 and positive λ_2 , but the suppression of $|\lambda_3|$. In this regime, $\langle \overline{H}_{i(i)}^{P*} | \omega_i^{*2} \rangle \propto \omega_i^{*2}$ is a good approximation. For $\tilde{\tau}^2 \omega_i^{*2} < 3$, however, $\langle \overline{H}_{i(i)}^{P*} | \omega_i^{*2} \rangle$ changes sign for $i = 2, 3$ and has a highly non-linear behavior, similar to that of $\langle \overline{H}_{33}^{P*} | \lambda_3^2 \rangle$. Taken altogether, the results in figure 9 indicate that closures such as the tetrad model (Chertkov *et al.* 1999; Naso & Pumir 2005) and enhanced Gaussian closure (Wilczek & Meneveau 2014) which predict that the anisotropic pressure Hessian depends on the square of the local velocity gradient are able to capture several important features, but not all, especially in the regime of small gradients.

In Figure 10 we show results for the first and second moments of $\overline{H}_{i(i)}^{P*}$ conditioned on the local part of the pressure Hessian, $H_{kk}^{P*}/3 = 2Q/3$. The results show that $\langle \overline{H}_{i(i)}^{P*} | 2Q/3 \rangle$ varies almost linearly with Q , but with a different gradient for $Q > 0$ and $Q < 0$. This provides some support for closure models that assume a linear relationship between the anisotropic pressure Hessian and Q (Chevillard & Meneveau 2006; Chevillard *et al.* 2008; Wilczek & Meneveau 2014). However, whether such models correctly describe the change in slope around $Q = 0$ should be considered in future work. The results indicate that on average \overline{H}_{11}^{P*} aids the growth of λ_1 in strain dominated regions, but counteracts the growth of λ_1 in vorticity dominated regions. The average and the variance of the contribution from \overline{H}_{11}^{P*} is small compared to the contributions from the other diagonal components, in contrast to what was observed earlier for the full component H_{11}^{P*} . This differing behavior is due to the contribution of the isotropic pressure Hessian that is proportional to Q . The average contribution from \overline{H}_{22}^{P*} becomes increasingly negative with increasing Q , and it therefore helps the growth of positive λ_2 in vorticity dominated regions. This opposes the local part of the pressure Hessian that acts to reduce positive λ_2 events in vorticity dominated regions. The third diagonal component \overline{H}_{33}^{P*} counteracts the growth of $|\lambda_3|$ in strain-dominated regions, which is critical to stabilize the dynamics. This feature is absent in the RE model where $\overline{H}_{ij}^{P*} = 0$, which is one reason that system blows-up.

The results in figures 10(b-d-f) for $\langle \overline{H}_{i(i)}^{P*} | 2Q/3 \rangle^2$, together with the insets of figures 10(a-c-e), show that the effect of $\overline{H}_{i(i)}^{P*}$ on the eigenframe dynamics does not vanish when $Q \rightarrow 0$, which was also observed in Chevillard *et al.* (2008), and is something

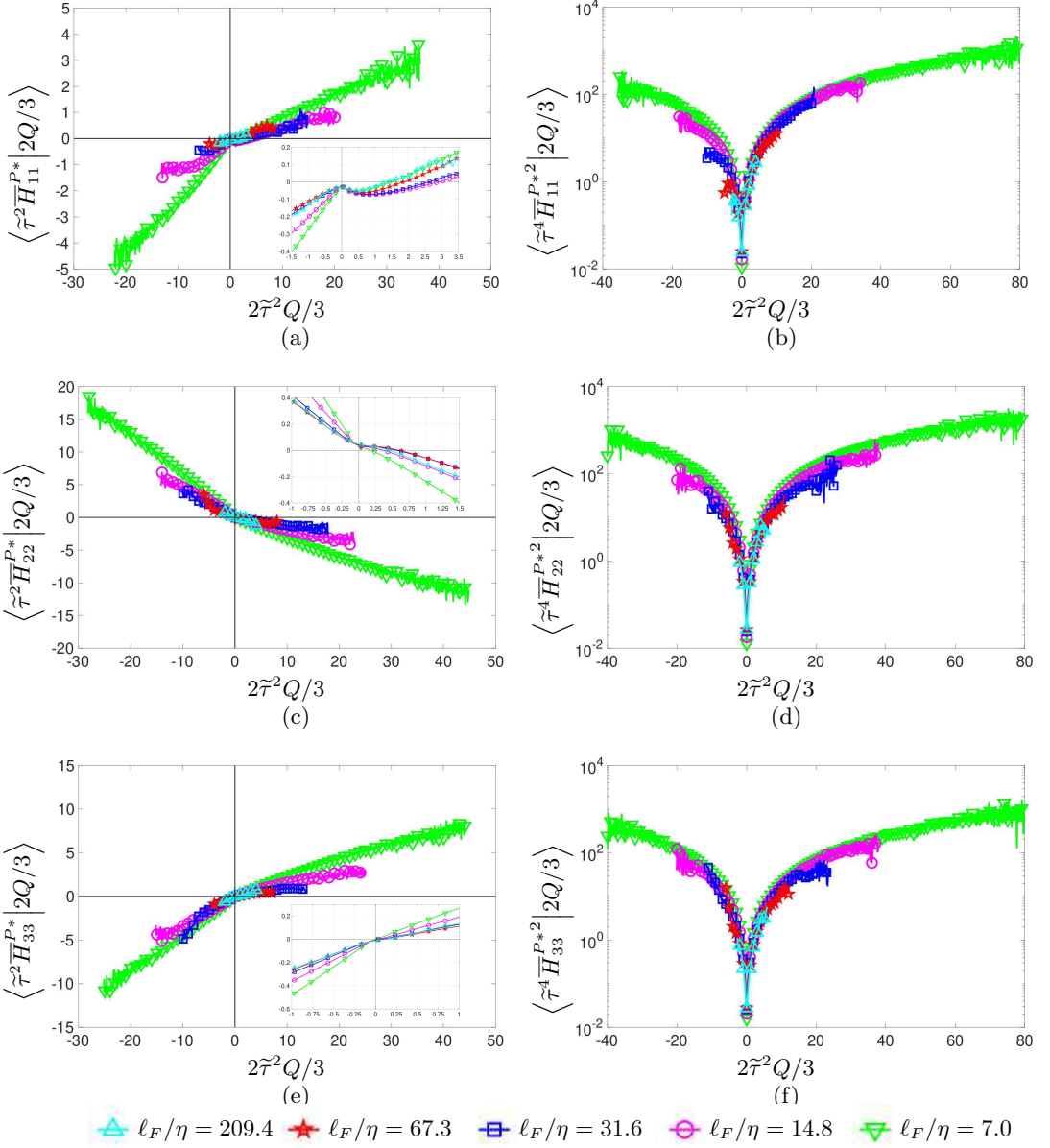


Figure 10: (a-c-e) the average and (b-d-f) the second moment of the diagonal components of the anisotropic pressure Hessian conditioned on the local part of the filtered pressure Hessian (which is equal to $2/3$ times the second principal invariant of the velocity gradient Q), for various filtering lengths ℓ_F/η . Insets in (a-c-e) highlight the results for small values of $2\tilde{\tau}^2 Q/3$.

that is not captured by closure models such as the tetrad model (Chertkov *et al.* 1999), the Lagrangian linear diffusion model (Jeong & Girimaji 2003) or the recent fluid deformation approximation (Chevillard & Meneveau 2006). Moreover, the peculiar behaviour of the anisotropic pressure Hessian components observed in figure 9 for small

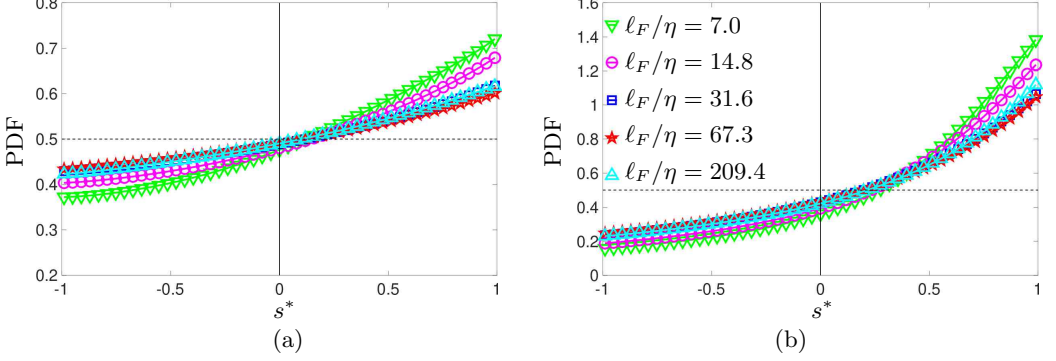


Figure 11: PDF of s^* for (a) the anisotropic pressure Hessian, and (b) the strain-rate. Dashed lines indicate the probability distribution for a random uncorrelated field.

$\tilde{\tau}\lambda_i$ and $\tilde{\tau}\omega_i$ translates into a non trivial and non monotonic behaviour of the pressure Hessian components at small Q , as shown in the insets of figure 10.

4.4.2. Preferential states of the pressure Hessian

We now turn to characterize the state of the anisotropic pressure Hessian $\overline{\mathbf{H}}^P$ by means of its eigenvalues $\bar{\phi}_i$, which are associated with its eigenvectors \mathbf{w}_i . The eigenvalues of the full pressure hessian are denoted by ϕ_i . The shape of the anisotropic part of the pressure Hessian can be quantified by means of the dimensionless quantity

$$s^* = -\sqrt{6} \frac{\text{Tr}[(\overline{\mathbf{H}}^P)^3]}{(\text{Tr}[(\overline{\mathbf{H}}^P)^2])^{3/2}} = -\frac{3\sqrt{6}}{(\bar{\phi}_1^2 + \bar{\phi}_2^2 + \bar{\phi}_3^2)^{3/2}} \bar{\phi}_1 \bar{\phi}_2 \bar{\phi}_3. \quad (4.4)$$

The variable s^* has been proposed in Lund & Rogers (1994), and since only $\bar{\phi}_2$ is not sign-definite, the sign of s^* is determined by the sign of $\bar{\phi}_2$, and the PDFs of s^* can be used to quantify the probability of the tensor being found in axisymmetric states. The PDF of s^* is shown in Figure 11 (a), and the results show that s^* is preferentially positive, indicating that $\bar{\phi}_2$ is also preferentially positive. As ℓ_F is increased, the PDF tends to the constant value of 1/2, corresponding to a uniform random variable (Lund & Rogers 1994). The preference for positive values of s^* indicates that the anisotropic pressure Hessian exhibits a preference to stretch fluid elements along the direction \mathbf{w}_3 (since $-\mathbf{H}^P$ appears in equation (2.4)), and to compress them in the plane spanned by \mathbf{w}_1 and \mathbf{w}_2 , that is orthogonal to \mathbf{w}_3 . In Figure 11(b) we show the corresponding results for the strain-rate tensor, for which $s^* = -\sqrt{6}\text{Tr}[\mathbf{S}^3] / (\text{Tr}[\mathbf{S}^2])^{3/2}$. The results for this quantity in figure 11(b) show that the preference for \mathbf{S} to be in a state of bi-axial extension is much greater than that for $\overline{\mathbf{H}}^P$, though in both cases, this preference for bi-axial extension generally becomes weaker as ℓ_F is increased.

In order to gain further insight into the state of the full pressure Hessian \mathbf{H}^P , we aim to characterize the full space of the independent dimensionless quantities that can be formed using the invariants of \mathbf{H}^P . Since \mathbf{H}^P is symmetric with three real, independent eigenvalues, two dimensionless quantities can be defined. In the context of the Reynolds stresses, the Lumley triangle provides an insightful way to characterize its anisotropic properties (Lumley 1979; Pope 2000). However, this cannot be applied to \mathbf{H}^P since it is not positive definite. As an alternative, we seek to construct an invariant triangle,

analogous to the Lumley triangle, by employing the invariants of the normalized quantity

$$b_{ij} = \frac{H_{ij}^P - H_{kk}^P \delta_{ij}/3}{\sqrt{H_{mn}^P H_{mn}^P}}, \quad (4.5)$$

which simply corresponds to the normalized components of the anisotropic pressure Hessian. The first two invariants of \mathbf{b} are $\text{Tr}(\mathbf{b}) = 0$ and

$$b^2 \equiv \text{Tr}(\mathbf{b}^2) = 1 - \left(\frac{H_{kk}^P}{\sqrt{3H_{ij}^P H_{ij}^P}} \right)^2. \quad (4.6)$$

Therefore b^2 is bounded, $b^2 \in [0, 1]$. Moreover, the second invariant of \mathbf{b} is related to the quantity D^* through $b^2 = 1 - (D^*)^2$, where

$$D^* = -\frac{\text{Tr}[(\mathbf{H}^P)]}{\sqrt{3\text{Tr}[(\mathbf{H}^P)]^2}} = -\frac{\phi_1 + \phi_2 + \phi_3}{\sqrt{3}(\phi_1^2 + \phi_2^2 + \phi_3^2)^{1/2}}, \quad (4.7)$$

which was proposed in [Lund & Rogers \(1994\)](#) to quantify the relative magnitude of the isotropic dilatation/compression of a tensor. The constraint on the third invariant is obtained through the discriminant of the characteristic equation of \mathbf{b}

$$\Delta = \frac{1}{2}(\text{Tr}(\mathbf{b}^2))^3 - 3(\text{Tr}(\mathbf{b}^3))^2 \geq 0, \quad (4.8)$$

since the eigenvalues of \mathbf{b} are real and it follows that $|\sqrt{6}\text{Tr}(\mathbf{b}^3)| \leq (\text{Tr}(\mathbf{b}^2))^{3/2}$. The zero discriminant case corresponds to $(\text{Tr}(\mathbf{b}^2))^3 = 6(\text{Tr}(\mathbf{b}^3))^2$ for which two eigenvalues of \mathbf{b} coincide, implying that two eigenvalues of \mathbf{H}^P coincide as well, since the eigenvalues of \mathbf{H}^P are just shifted and scaled with respect to the eigenvalues of \mathbf{b} . When \mathbf{H}^P is traceless, i.e. the pressure Hessian is purely non-local, the eigenvalues of \mathbf{b} and \mathbf{H}^P are proportional. In that purely anisotropic case we have $\text{Tr}(\mathbf{b}^2) = 1$ and $\sqrt{6}\text{Tr}(\mathbf{b}^3) = -s^*$. These relations suggest to employ the following as coordinates on the invariant triangle

$$\zeta = -\sqrt{6}\text{Tr}(\mathbf{b}^3), \quad \chi = (\text{Tr}(\mathbf{b}^2))^{3/2}. \quad (4.9)$$

With the coordinates defined in equation (4.9), a triangle is obtained that has straight sides (the original triangle proposed by Lumley had two curved sides), since $0 \leq \chi \leq 1$ and $|\zeta| \leq \chi$.

The following states can be observed on the triangle. The $|\zeta| = \chi$ sides correspond to axisymmetric states ($s^* = 1$ on the right and $s^* = -1$ on the left), and the side $\chi = 1$ corresponds to purely anisotropic (traceless) state. The point $(\zeta, \chi) = (0, 0)$ corresponds to the isotropic state, while the points $(-1, 1)$ and $(1, 1)$ indicate purely anisotropic states with $s^* = -1$ and $s^* = +1$, respectively. Moreover, the one component state, $\phi_1 = \phi_2 = 0$ and $\phi_3 = 2Q$, results in $|D^*| = 1/\sqrt{3}$, that is $\chi = |\zeta| \simeq 0.54$. The two component axisymmetric state, $\phi_3 = 0$ and $\phi_2 = \phi_1 = Q$, results in $|D^*| = \sqrt{2/3}$, that is $\chi = |\zeta| \simeq 0.19$.

The degree of isotropy is quantified by χ , anisotropy is maximum on the segment $\chi = 1$ and decreases towards $\chi = 0$ according to equation (4.6). The state of the intermediate eigenvalue of \mathbf{b} , that is its distance from the other two eigenvalues, is measured by the deviation from $\zeta = 0$, since $\zeta = s^*\chi$. If the tensor considered (here \mathbf{H}^P) is always traceless, then the support of the proposed triangle reduces to a segment and the joint PDF of ζ and χ reduces to the PDF of s^* (with $\chi = 1$ fixed). Note that this triangle may be used to quantify the anisotropy of any symmetric second order tensor, and does

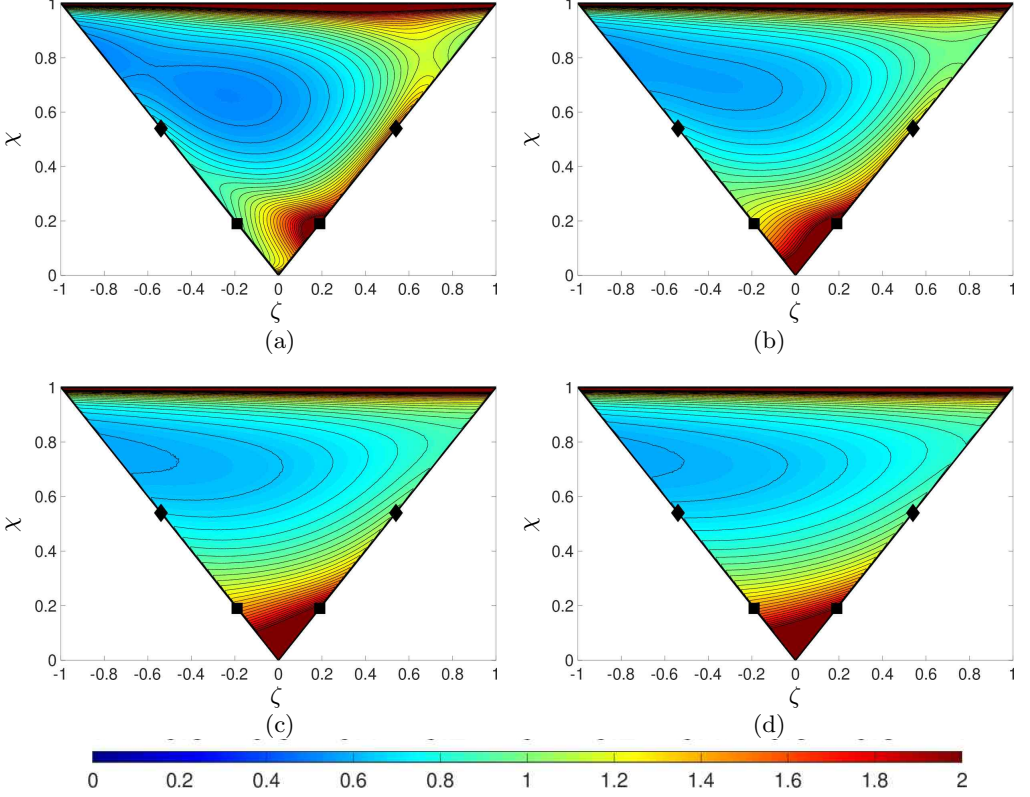


Figure 12: Joint PDF of the dimensionless invariants ζ and χ of the pressure Hessian (defined in (4.9)) at filtering lengths (a) $\ell_F/\eta = 7.0$, (b) $\ell_F/\eta = 14.8$ (c) $\ell_F/\eta = 31.6$ and (d) $\ell_F/\eta = 67.3$. Square markers correspond to two-component axisymmetric configurations, and diamond markers correspond to one component configurations. The colours correspond to the values of the PDF, and the lines are isocontours of PDF shown in increments of 0.05 between 0 and 2.

not require positive definiteness of the tensor. It therefore represents a generalization of the Lumley triangle.

In figure 12, we show results for this invariant triangle of the pressure Hessian for various filtering lengths. The results show that for the smallest filtering scales there is a high probability region near the two component axisymmetric configuration at $\chi = \zeta = 0.19$, and another near the purely anisotropic state close to the edge $\chi = 1$. The probability for the pressure Hessian to be in the purely isotropic configuration $\zeta = \chi = 0$ is very low, and there is also a low-probability region around the center of the triangle, especially for $\zeta < 0$, corresponding to $s^* < 0$ and states of bi-axial stretching of the fluid element (since $-\mathbf{H}^P$ is in equations (2.4)). As the filtering length is increased, the constant probability lines tend to become parallel to the ζ axis, associated with the PDF of s^* approaching a uniform distribution as ℓ_F is increased. Most interestingly, the probability of observing the purely isotropic state increases significantly as ℓ_F increases. Indeed, the peak of the PDF located near $\zeta = \chi \simeq 0.19$ for the smallest filtering scale, shifts towards $\zeta = \chi = 0$ as ℓ_F is increased. In one sense then, this indicates that the importance of the anisotropic contribution to the pressure Hessian relative to the isotropic

contribution reduces as the scale of the flow is increased. However, this is not the whole story since the results also indicate that at all scales there is a significant probability to be close to the purely anisotropic state near the edge $\chi = 1$.

4.5. Characterization of the viscous stress

In figure 13(a-c-e) we show results for $\langle H_{i(i)}^{\nu*} | \lambda_i \rangle$, the average of the diagonal components of the viscous strain-rate term in the eigenframe, conditioned on the corresponding eigenvalue. (Recall that in our notation, $H_{ij}^{\nu*} = \nu \mathbf{v}_i \cdot (\nabla^2 \mathbf{S}) \cdot \mathbf{v}_j$ is the component of the Laplacian of the strain-rate tensor and not the Laplacian of the strain-rate eigenvalue). The results show that this quantity has the opposite sign to λ_i , for each i . This is in agreement with the results for $\langle H_{i(i)}^{\nu*} \rangle$ in figure 1, that revealed a damping effect of the viscous term on the eigenvalue evolution, and indicates a dependence of $\langle H_{i(i)}^{\nu*} | \lambda_i \rangle$ on odd powers of λ_i . This is consistent with the idea that under time-reversal $t \rightarrow -t$, $\nabla^2 \mathbf{A} \rightarrow -\nabla^2 \mathbf{A}$ and $\mathbf{A} \rightarrow -\mathbf{A}$, and therefore a representation of $\nabla^2 \mathbf{A}$ in terms of \mathbf{A} should satisfy $\nabla^2 \mathbf{A}(\mathbf{A}, \dots) = -\nabla^2 \mathbf{A}(-\mathbf{A}, \dots)$. The results also indicate that $\langle H_{i(i)}^{\nu*} | \lambda_i \rangle$ depends non-linearly on λ_i , but approach a more linear dependence as ℓ_F is increased. This would seem to imply that the non-linear dependence at small ℓ_F is mainly due to intermittency of the velocity gradient.

In figure 13(b-d-f) we show results for $\langle \Omega_i^{\nu*} | \omega_i^* \rangle$, the average of the Laplacian of the vorticity conditioned on the corresponding component of vorticity. Similar to the strain-rate case, we find that $\langle \Omega_i^{\nu*} | \omega_i^* \rangle$ has the opposite sign to ω_i^* , with the curves showing a well defined trend in terms of the first few odd powers of the vorticity components

$$\langle \Omega_i^{\nu*} | \omega_i^* \rangle \simeq a_1 \omega_i^* + a_3 \omega_i^{*3}. \quad (4.10)$$

This power law trend partially corroborates linear closures of the form $\nabla^2 \mathbf{A} = -\mathbf{A}/T$ (Chevillard & Meneveau 2006), where T is a certain time scale, but also shows that higher order terms should be incorporated into the closure in order for it to accurately capture the behavior when $\tilde{\tau} \omega_i^*$ is not small. The first order term in equation (4.10) gives a non-zero slope at $\omega_i = 0$, while the higher order terms cause departures from the linear trend. As ℓ_F is increased, deviations of $\langle \Omega_i^{\nu*} | \omega_i^* \rangle$ from the linear behavior become less evident, and the linear closure works quite well. The power law trend 4.10 is accurately reproduced by the Lagrangian linear diffusion model (Jeong & Girimaji 2003).

The dependence of $\langle H_{i(i)}^{\nu*} | \lambda_i \rangle$ on odd powers of λ_i and the dependence of $\langle \Omega_i^{\nu*} | \omega_i^* \rangle$ on odd powers of ω_i^* is reflected by the correlation between the Laplacian of the strain/vorticity and the strain/vorticity itself, which is shown in Figure 14, as a function of the filtering length. Here the correlation coefficients are defined as

$$\psi(\mathbf{H}^\nu, \mathbf{S}) \equiv \frac{\langle H_{ij}^{\nu*} S_{ij}^* \rangle}{\sqrt{\langle H_{ij}^{\nu*} H_{ij}^{\nu*} \rangle \langle S_{ij}^* S_{ij}^* \rangle}}, \quad \psi(\mathbf{\Omega}^\nu, \boldsymbol{\omega}) \equiv \frac{\langle \Omega_i^{\nu*} \omega_i^* \rangle}{\sqrt{\langle \Omega_i^{\nu*} \Omega_i^{\nu*} \rangle \langle \omega_i^* \omega_i^* \rangle}}. \quad (4.11)$$

Since $\Omega_i^{\nu*}$ decreases on average with ω_i^* , as observed above, the correlation coefficient is always negative. Also, since $\Omega_i^{\nu*}$ has a relatively strong linear dependence on ω_i^* when $\tilde{\tau} \omega_i^*$ is not too large, the correlation coefficient is quite large, especially in the inertial range, indicating strong negative proportionality between $\nabla^2 \boldsymbol{\omega}$ and $\boldsymbol{\omega}$. Most striking is that the results show $\psi(\mathbf{H}^\nu, \mathbf{S}) = \psi(\mathbf{\Omega}^\nu, \boldsymbol{\omega})$, such that the correlation between the symmetric and anti-symmetric part of the velocity gradient and their Laplacian is the same. Betchov (1956) proved the relation $\langle \mathbf{S} : \mathbf{S} \rangle = \langle \boldsymbol{\omega} \cdot \boldsymbol{\omega} \rangle / 2$ for an incompressible and statistically homogeneous flow, and following the same approach it is easily derived that

$$\langle \nabla^2 A_{ij} A_{ji} \rangle = \langle \partial_j (\nabla^2 u_i \partial_i u_j) \rangle = 0. \quad (4.12)$$

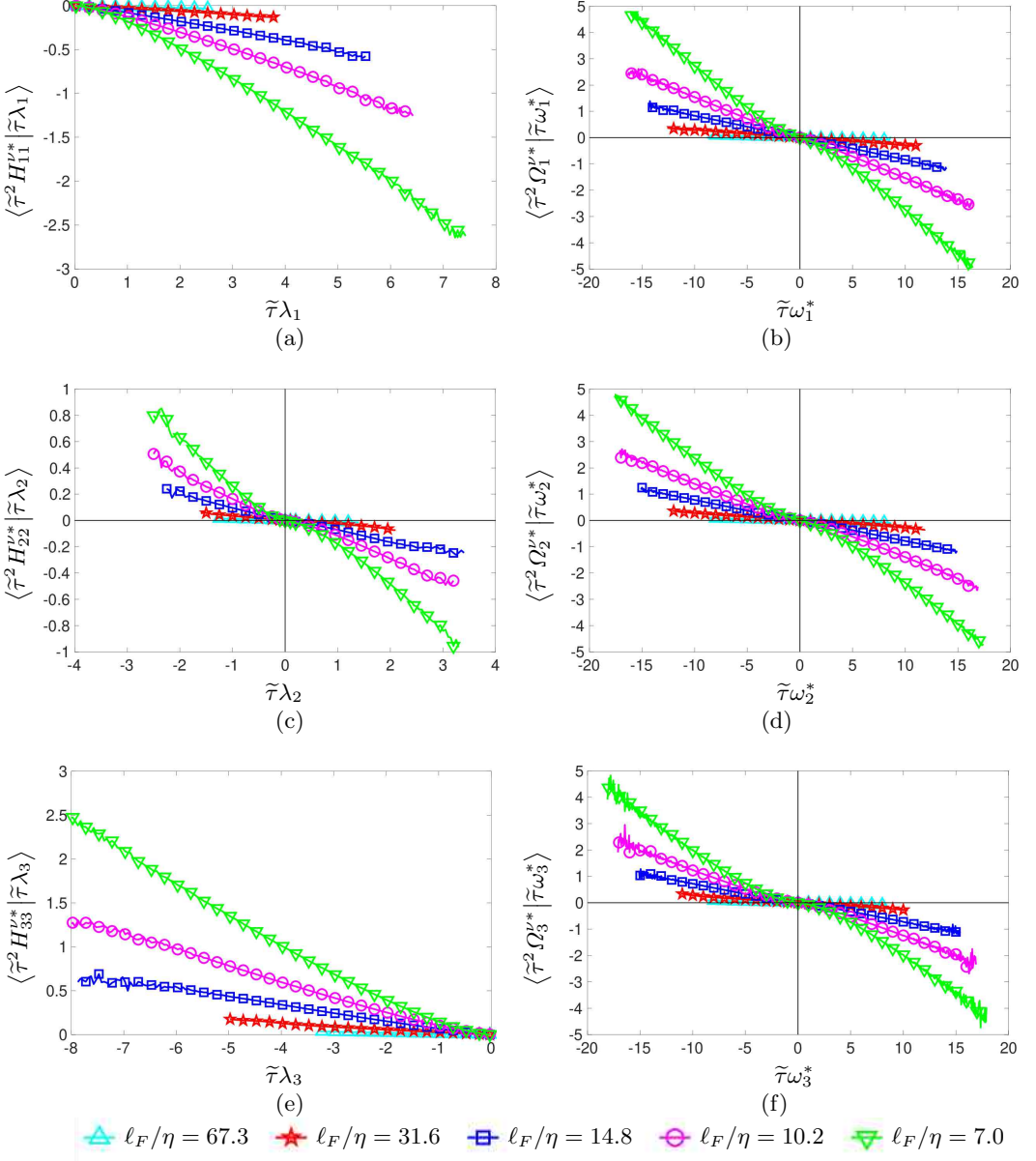


Figure 13: (a-c-e) Average of the diagonal components of the filtered viscous stress in the eigenframe conditioned on the corresponding eigenvalues (see (2.25b)), for various filtering lengths ℓ_F/η . (b-d-f) Average of the anti-symmetric part of the viscous stress components in the eigenframe conditioned on the corresponding vorticity component (see (2.27)).

Therefore, splitting the velocity gradient into symmetric and anti-symmetric parts we have $\langle S_{ij} \nabla^2 S_{ij} \rangle = \langle W_{ij} \nabla^2 W_{ij} \rangle$ and finally

$$\langle \mathbf{S} : \nabla^2 \mathbf{S} \rangle = \langle \boldsymbol{\omega} \cdot \nabla^2 \boldsymbol{\omega} \rangle / 2. \quad (4.13)$$

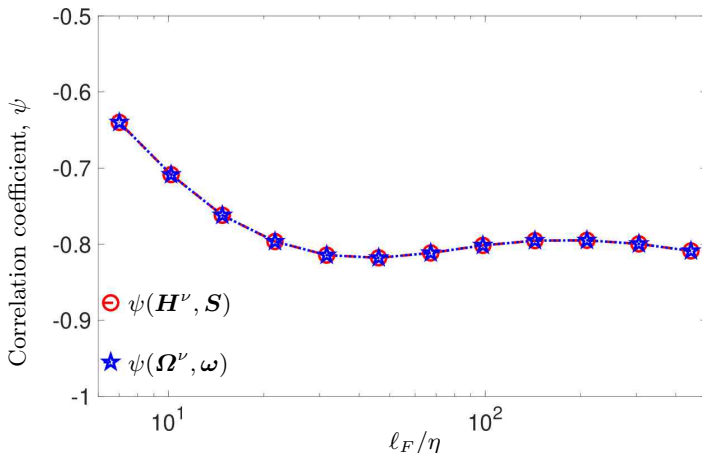


Figure 14: Correlation coefficient between the filtered strain-rate and the symmetric part of the viscous stress, and between the filtered vorticity and the anti-symmetric part of the viscous stress. The correlation coefficient ψ is shown as a function of the filtering length ℓ_F/η .

Analogously, it can be derived that $\langle \nabla^2 \mathbf{S} : \nabla^2 \mathbf{S} \rangle = \langle \nabla^2 \boldsymbol{\omega} \cdot \nabla^2 \boldsymbol{\omega} \rangle / 2$. As a consequence, the correlations coefficients in equation (4.11) are the same for incompressible, homogeneous flows.

4.6. Characterization of the sub-grid stress

In this subsection, the sub-grid stress is characterized by means of the correlation between its components and the other dynamical terms which contribute to the velocity gradient evolution equations. This can provide insight for closure models in terms of how the sub-grid stress might be related to the filtered quantities in the flow.

We introduce the general correlation coefficient

$$\psi(X, Y) \equiv \frac{\langle XY \rangle - \langle X \rangle \langle Y \rangle}{\sqrt{(\langle X^2 \rangle - \langle X \rangle^2)(\langle Y^2 \rangle - \langle Y \rangle^2)}}, \quad (4.14)$$

where X, Y are scalar quantities. In figure 15(a) we show results for $\psi(X, Y)$ for the case where X, Y are components of the pressure Hessian and symmetric part of the sub-grid contribution in the eigenframe, both of which contribute to the strain-rate dynamics. The results show that $-H_{ij}^{\tau*}$ and $-H_{ij}^{P*}$ are negatively correlated (here and throughout this discussion we include in front of the terms the sign with which they appear in the dynamical equations), although the correlation is not that strong. A positive correlation is observed only between $-H_{33}^{P*}$ and $-H_{33}^{\tau*}$ at the smallest scales, implying that in the dissipation range they both tend to hinder the growth of λ_3 . At larger scales where the correlations are all negative, $-H_{ij}^{\tau*}$ and $-H_{ij}^{P*}$ have opposite effects on the eigenvalue dynamics and on the angular velocity of the eigenframe.

The correlation coefficient between the viscous $H_{ij}^{\nu*}$ and sub-grid $-H_{ij}^{\tau*}$ terms as a function of the filtering length is shown in Figure 15(b). At the smallest scales, the correlations between the diagonal components $H_{i(i)}^{\nu*}$ and $-H_{i(i)}^{\tau*}$ are positive and the sub-grid stress tends to help the viscous damping effect on λ_i . At larger scales, the correlation between $H_{11}^{\nu*}$ and $-H_{11}^{\tau*}$ becomes negative so that they have opposite effects

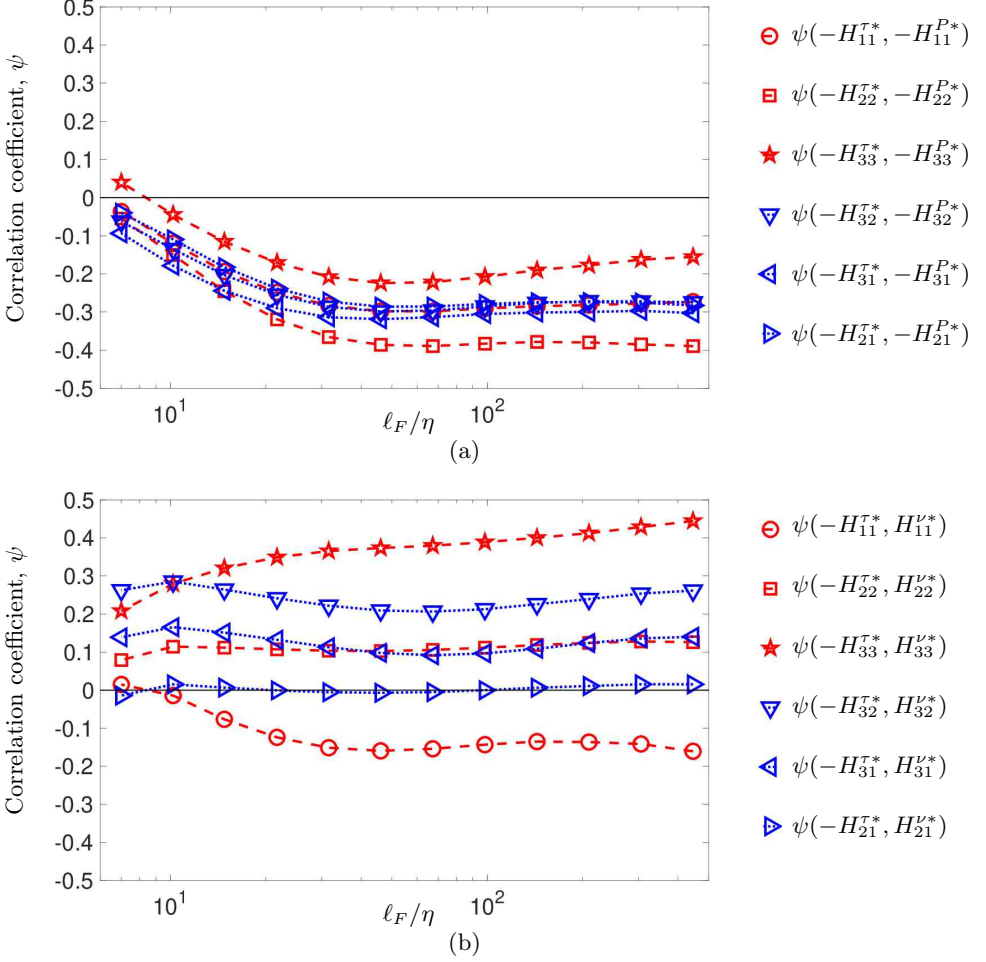


Figure 15: Correlation coefficient, $\psi(X, Y)$ between (a) the sub-grid stress and pressure Hessian and between (b) the sub-grid stress and the symmetric part of the viscous stress, plotted as a function of the filtering length ℓ_F/η .

on the dynamics of λ_1 . The correlations between the off-diagonal components of $H_{ij}^{\nu*}$ and $-H_{ij}^{\tau*}$ that contribute to the eigenframe rotation-rate are almost independent of ℓ_F , and the terms $H_{21}^{\nu*}$ and $-H_{21}^{\tau*}$ are almost entirely uncorrelated. In general, the scale dependence of the correlations between the diagonal and off-diagonal components of $H_{ij}^{\nu*}$ and $-H_{ij}^{\tau*}$ is quite different, in contrast to the behavior of the correlations between $-H_{ij}^{P*}$ and $-H_{ij}^{\tau*}$, for which the diagonal and off-diagonal terms behave similarly.

Figure 16 shows the correlation between $-H_{i(i)}^{\tau*} \lambda_{(i)}$ and both the strain self-amplification term $-\lambda_i^3$ and $H_{i(i)}^{\nu*} \lambda_{(i)}$, terms which appear in the equation governing λ_i^2 . Concerning the correlation between $-H_{i(i)}^{\tau*} \lambda_{(i)}$ and $-\lambda_i^3$, the correlations are positive for $i = 2$, and negative for $i = 1, 3$ at all scales (although the data may indicate that the $i = 1$ component becomes positive for $\ell_F/\eta \rightarrow 0$). Therefore, the sub-grid stress tends to oppose the growth of λ_1 and positive λ_2 , although the correlation is weak. The correlation is strongest for $i = 3$, and the negativity of the correlation indicates that the sub-grid stress act to stabilize the dynamics by opposing the growth of $|\lambda_3|$.

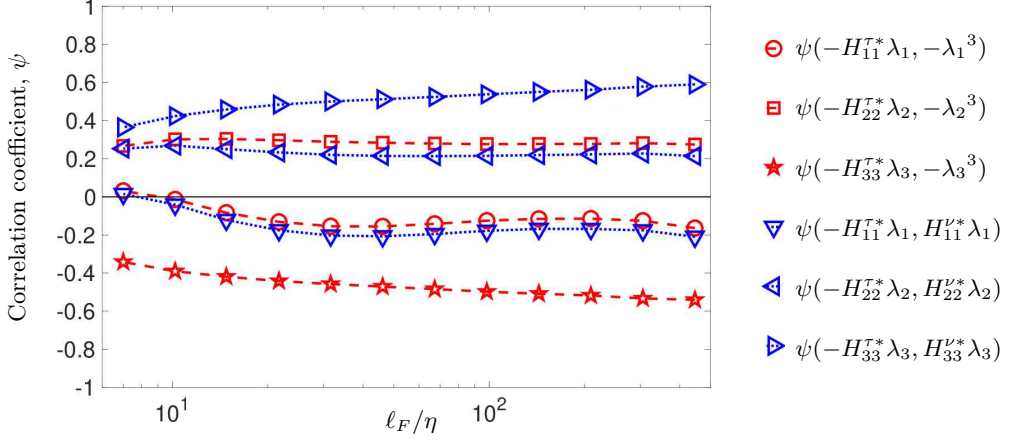


Figure 16: Correlation coefficient, $\psi(X, Y)$ between the sub-grid contribution $-H_{i(i)}^{\tau*} \lambda_{(i)}$ and the strain self-amplification term $-\lambda_i^3$, and between the sub-grid contribution $-H_{i(i)}^{\tau*} \lambda_{(i)}$ and viscous stress contribution $-H_{i(i)}^{\nu*} \lambda_{(i)}$, plotted as a function of the filtering length ℓ_F/η .

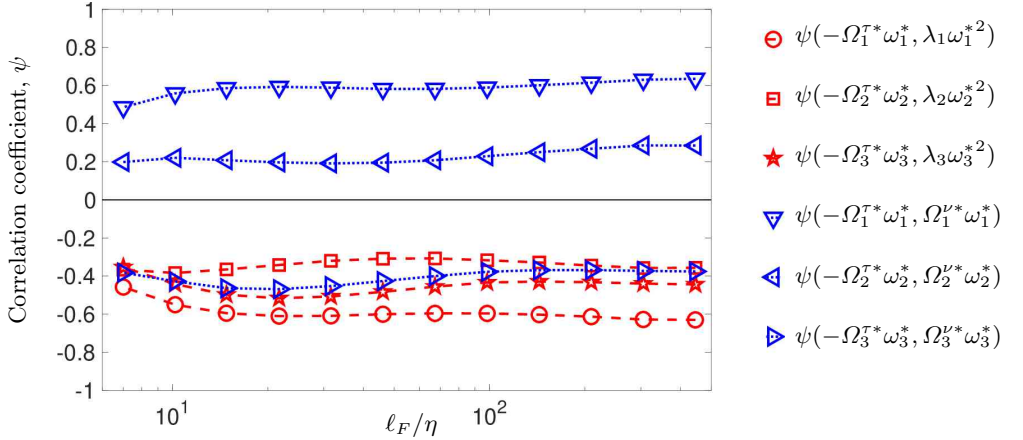


Figure 17: Correlation coefficient, $\psi(X, Y)$ between the sub-grid contribution $-\Omega_{i(i)}^{\tau*} \omega_{(i)}^*$ and the vortex stretching term $\lambda_{(i)} \omega_{(i)}^{*2}$, and between the sub-grid contribution $-\Omega_{i(i)}^{\tau*} \omega_{(i)}^*$ and the viscous stress contribution $-\Omega_{i(i)}^{\nu*} \omega_{(i)}^*$.

Interestingly, the correlations between $-H_{i(i)}^{\tau*} \lambda_{(i)}$ and $H_{i(i)}^{\nu*} \lambda_{(i)}$ are similar in magnitude to those between $-H_{i(i)}^{\tau*} \lambda_{(i)}$ and $-\lambda_i^3$. The correlation between $-H_{i(i)}^{\tau*} \lambda_{(i)}$ and $H_{i(i)}^{\nu*} \lambda_{(i)}$ is positive for $i = 3$, indicating that the sub-grid stress also acts to help the viscous stress in reducing $|\lambda_3|$.

Figure 17 shows the correlation between $-\Omega_{i(i)}^{\tau*} \omega_{(i)}^*$ and both $\lambda_i \omega_{(i)}^{*2}$ and $\Omega_{i(i)}^{\nu*} \omega_{(i)}^*$, terms which appear in the enstrophy equation (4.2). The correlations between $-\Omega_{i(i)}^{\tau*} \omega_{(i)}^*$ and $\lambda_i \omega_{(i)}^{*2}$ are negative for all i and at all scales, showing that the sub-grid stress acts on average to counteract the amplification of ω_1^* and the reduction of ω_3^* , and also to hinder vortex stretching along the direction \mathbf{v}_2 . The correlation between $-\Omega_{i(i)}^{\tau*} \omega_{(i)}^*$ and $\Omega_{i(i)}^{\nu*} \omega_{(i)}^*$ is positive for $i = 2$, showing that the sub-grid stress acts together with the viscous stress to hinder the growth of ω_2^{*2} , at all scales, though the correlation is weak. The correlation

is also positive for $i = 1$, showing that the sub-grid and viscous terms act together to reduce ω_1^{*2} , and in this case, the correlation is quite strong, reaching values around 0.6 in the inertial range. In contrast to the behavior for $i = 1, 2$, the sub-grid stress opposes the viscous effect on ω_3^{*2} at all scales, just as it also opposes the vortex compression that occurs for the $i = 3$ component.

5. Conclusions

In this paper, we have explored the properties of the dynamical equations governing the filtered velocity gradient tensor written in the eigenframe of the strain-rate tensor. The mean contributions to the evolution of the square of the eigenframe vorticity components are dominated by vortex stretching and vorticity tilting at smallest scales, while the sub-grid stress contribution grows with increasing filtering length and makes an important contributions at large scales. The eigenvalues and vorticity components conditioned on the principal invariants of the filtered velocity gradient tensor reveal a significant misalignment of the vorticity with the compressional eigendirection. This misalignment gives rise to a finite centrifugal force associated with the local spinning of the fluid that opposes the self-amplification of the eigenvalues and helps to prevent the blow-up of the compressional eigenvalue along the right Vieillefosse tail. This supports “reduction of non-linearity” models that assume that the vorticity is effective in stabilizing dynamics.

The vorticity tilting term exhibits very large fluctuations and striking intermittency, indicating rapid rotations of the vorticity vector with respect to the strain-rate eigenframe. This intermittency persists even at large filtering scales, a significant cause of which is kinematic, being related to the large probability to have very small differences between the eigenvalues. In particular, the differences in the eigenvalues act as a moment of inertia in the eigenframe rotation-rate equation, and so small differences in the eigenvalues allows for large rotation-rates. The non-local anisotropic pressure Hessian is the dominating contribution to the eigenframe rotation-rate, being much larger than the contribution from the local spinning of the fluid due to vorticity (the sub-grid stress also makes and important contribution outside the dissipation range). However, these local and non-local contributions to the eigenframe rotation-rate give comparable contributions to the vorticity tilting term, due to the fact that the vorticity exhibits weak preferential alignment with respect to the anisotropic pressure Hessian.

The average of the diagonal components of the pressure Hessian conditioned on both the square of the eigenvalues and vorticity components exhibit an almost linear relationship to the variables on which they are conditioned. This supports models such as the Gaussian closure (Wilczek & Meneveau 2014) that expresses the pressure Hessian as the square of the velocity gradient. However, the results also show that for relatively small values (compared to the eddy turnover timescale based on the filtering scale) of the eigenvalues and vorticity the dependence is highly non-linear for some of the components, features that are very challenging to replicate in models. Corresponding conditional averages show that the symmetric part of the viscous stress behaves as an odd function of eigenvalue. The anti-symmetric part of the viscous stress shows a similar dependence on the vorticity components in the eigenframe. While velocity gradient models such as Chevillard *et al.* (2008) describe these odd functions with a linear behavior, our results showed that cubic terms should also be included. This is confirmed by the correlation coefficient between the filtered velocity gradient and its Laplacian, which is negative but differs from -1 , especially at small scales.

In order to characterize the state of the pressure Hessian we developed a generalization of the classical Lumley triangle that does not require positive definiteness of the tensor.

The results using this triangle revealed a preference for the intermediate eigenvalue of the pressure Hessian to be positive, but the preference is much weaker than for the strain-rate. Moreover, the pressure Hessian filtered at small scales is rarely in the isotropic configuration, while the most probable states are complete anisotropy and two-dimensional axisymmetric expansion. Therefore, the pressure Hessian preferentially exerts a two-dimensional axisymmetric compression on the fluid element along two of its eigendirections. As the filtering scale is increased, the probability of two-dimensional axisymmetric expansion reduces and the peak in probability that occurred there at small scales shifts towards the isotropic state. However, there still exists a significant probability for configurations where the non-local contribution dominates the pressure Hessian.

Finally, the sub-grid stress has been characterized by means of its component-wise correlation with the other terms in the eigenframe equations for the filtered velocity gradient. Concerning the correlations between sub-grid stress and filtered pressure Hessian, the off-diagonal and diagonal elements of the tensors show similar behavior. This is in contrast to the correlations between the sub-grid stress and the symmetric part of the viscous stress, for which the diagonal and off-diagonal components show considerably different behavior. The intermediate components of the strain self-amplification and the sub-grid stress are positively correlated in contrast to the correlations between vortex stretching and the sub-grid stress, which are always negative.

Taken together, the results presented provide a comprehensive statistical description of the filtered velocity gradient dynamics from the perspective of the strain-rate eigenframe. Lagrangian models for the velocity gradient tensor can be tested against the data, but predicting the non-trivial behaviour of the non-local terms highlighted throughout the paper represents a challenge for those models. The new results on the preferential state of the pressure Hessian, viscous and sub-grid stress constitute a reference for modelling those unclosed parts of the equations and they can enhance our understanding of the non-linear and non-local evolution of the filtered velocity gradient in turbulence.

Acknowledgements

This work used the Extreme Science and Engineering Discovery Environment (XSEDE) under allocation CTS170009, which is supported by National Science Foundation (NSF) grant number ACI-1548562 (Towns *et al.* 2014). Specifically, Stampede2 cluster operated by Texas Advanced Computing Center (TACC) was used to obtain the results in this work. The Comet cluster operated by the San Diego Supercomputer Center (SDSC) and Duke Computing Cluster (DCC) operated by Duke University Research Computing was used to obtain some of the preliminary results for this study. The authors gratefully acknowledge discussions and input from Mohammadreza Momenifar on the issue discussed in Appendix A.

Declaration of Interests

The authors report no conflict of interest.

Appendix A. Preserving incompressibility and positive definiteness in de-aliased computation of the pressure Hessian

In this Appendix, we discuss an issue that arises when computing the pressure Hessian \mathbf{H}^P , which, if not handled correctly, leads to a violation of the incompressibility

constraint

$$\text{Tr}(\mathbf{H}^P + \mathbf{A} \cdot \mathbf{A}) = 0. \quad (\text{A } 1)$$

This issue was is part discussed in [Cheng & Cantwell \(1996\)](#). However, there are additional complications not discussed in that paper which, to the best of our knowledge, have been overlooked in previous work. We discuss the issues in one spatial dimension for simplicity, however the conclusions are easily extended to three dimensions by separation of variables.

In a spectral representation, aliasing errors arise when one attempts to represent a field that has active Fourier modes with wavenumbers larger than the maximum wavenumber that is resolved by the discrete numerical grid ([Canuto *et al.* 1988](#)). In the NSE, the non-linear term naturally tends to violate this constraint, since even if the initial field is resolved by the grid, the non-linear term can excite Fourier modes with wavenumbers larger than what the grid can resolve. The maximum wavenumber that can be represented on the grid is the Nyquist wavenumber $N_{\text{Nyq}} = N/2$ (here N is the number of grid points and the grid resolution is $\Delta x = 2\pi/N$) and wavenumbers exceeding the Nyquist wavenumber, $|k| > N_{\text{Nyq}}$, are aliased to wavenumbers $\text{mod}(k, N/2) \in (-N/2, N/2)$. The convective non-linear term requires the computation of products of the velocity field with itself and, since the velocity field is represented as the superposition of N Fourier modes, then the non-linear convective term involves $2N$ active Fourier modes, which can not be represented on the grid. In order to remove the aliasing error, the Fourier transform of the velocity field is set to zero at wavenumbers $|k| \geq N/3$ and it is easily shown that the resulting non-linear convective term is not aliased at wavenumbers $|k| < N/3$ ([Orszag 1971](#)). However, the non-linear convective term still involves aliased wavenumbers in the range $N/3 < |k| \leq N/2$, and these are removed once the convolution sum is transformed back to Fourier space by setting to zero the amplitudes associated with $|k| \geq N/3$. The algorithm sketched above, the 2/3 rule, is very well known, and is the basis of the majority of pseudo-spectral codes.

Having summarized the de-aliasing procedure for the 2/3 rule, we may now present the issue that arises when computing the pressure Hessian. Using the Fourier transform of the velocity field, namely $\hat{u}_i = \mathcal{F}[u_i]$, the de-aliased pressure Hessian is computed as

$$C_{pq} = \mathcal{F}^{-1} [\hat{u}_p B_{1/3}] \mathcal{F}^{-1} [\hat{u}_q B_{1/3}], \quad (\text{A } 2a)$$

$$H_{ij}^P = \mathcal{F}^{-1} \left[k_i k_j \frac{k_p k_q}{k^2} \mathcal{F} [C_{pq}] B_{1/3} \right], \quad (\text{A } 2b)$$

where \mathcal{F} indicates the Fourier transform and $B_{1/3}$ is the box function, $B_{1/3}(k) = 1$ for $|k| < N/3$ and zero otherwise. The velocity gradient A_{ij} is constructed from \hat{u}_i as

$$A_{ij} = \mathcal{F}^{-1} [k_j \hat{u}_i B_{1/3}]. \quad (\text{A } 3)$$

However, computing H_{ij}^P and A_{ij} in this way violates equation (A 1), and our data indicates that it may be significantly violated. This issue was pointed out in [Cheng & Cantwell \(1996\)](#), who noted that the violation arises because when computed in this way, $\mathbf{A} \cdot \mathbf{A}$ effectively contains information at higher wavenumbers than does \mathbf{H}^P . They did not, however, provide a method to address the issue, but simply noted that their results were affected by it.

One way to ensure that (A 1) is satisfied is to apply an additional truncation step when computing $\mathbf{A} \cdot \mathbf{A}$, namely

$$A_{ij} A_{lm} = \mathcal{F}^{-1} [\mathcal{F} [A_{ij} A_{lm}] B_{1/3}], \quad (\text{A } 4)$$

with A_{ij} on the right hand side constructed using (A 3). Using (A 2) and (A 4) satisfies

equation (A 1). However, (A 4) violates the fundamental constraint $A_{ij}A_{ij} \geq 0$. This is because the additional truncation in Fourier space described by (A 4) corresponds to the convolution of $\mathbf{A}\mathbf{A}$ with the sinc function in physical space (Beylkin 1995), and this function takes on negative values. Our data indicates that violations of $A_{ij}A_{ij} \geq 0$ through the use of (A 4) can be significant, and therefore this method should be rejected.

In order to satisfy $A_{ij}A_{ij} \geq 0$ and equation (A 1), we truncate the Fourier transform of the velocity field at $|k| \leq N/4$ so that quadratic products such as $A_{ij}A_{lm}$ are resolved on the grid, and no additional truncation or de-aliasing is required. Therefore, in our paper, the pressure Hessian is computed using

$$C_{pq} = \mathcal{F}^{-1} [\hat{u}_p B_{1/4}] \mathcal{F}^{-1} [\hat{u}_q B_{1/4}], \quad (\text{A } 5a)$$

$$H_{ij}^P = \mathcal{F}^{-1} \left[k_i k_j \frac{k_p k_q}{k^2} \mathcal{F} [C_{pq}] \right], \quad (\text{A } 5b)$$

together with

$$A_{ij}A_{lm} = -\mathcal{F}^{-1} [k_j \hat{u}_i B_{1/4}] \mathcal{F}^{-1} [k_m \hat{u}_l B_{1/4}], \quad (\text{A } 6)$$

where $B_{1/4}$ is the box function, $B_{1/4}(k) = 1$ for $|k| \leq N/4$ and zero otherwise. Moreover, for consistency, all quantities were computed from the $N/4$ truncated velocity field. A consequence of this is that the smallest filtering scale that can be considered in our analysis is $\ell_F = 2\pi/(N/4) \approx 7\eta$.

REFERENCES

- ASHURST, W. T., KERSTEIN, A. R., KERR, R. M. & GIBSON, C. H. 1987 Alignment of vorticity and scalar gradient with strain rate in simulated Navier–Stokes turbulence. *The Physics of Fluids* **30** (8), 2343–2353.
- AYYALASOMAYAJULA, S., WARHAFT, Z. & COLLINS, L. R. 2008 Modeling inertial particle acceleration statistics in isotropic turbulence. *Physics of Fluids* **20** (9), 095104.
- BETCHOV, R. 1956 An inequality concerning the production of vorticity in isotropic turbulence. *Journal of Fluid Mechanics* **1** (5), 497–504.
- BEYLKIN, G. 1995 On the Fast Fourier Transform of functions with singularities. *Appl. Computat. Harmonic A.* **2** (4), 363–381.
- BORUE, V. & ORSZAG, S. A. 1998 Local energy flux and subgrid-scale statistics in three-dimensional turbulence. *Journal of Fluid Mechanics* **366**, 1–31.
- BUARIA, D., PUMIR, A., BODENSCHATZ, E. & YEUNG, P. K. 2019 Extreme velocity gradients in turbulent flows. *New Journal of Physics* **21** (4), 043004.
- CANTWELL, B. J. 1992 Exact solution of a restricted Euler equation for the velocity gradient tensor. *Physics of Fluids A: Fluid Dynamics* **4** (4), 782–793.
- CANUTO, C., HUSSAINI, M. Y., QUARTERONI, A. & ZANG, T. A. 1988 *Spectral methods in Fluid Mechanics*. Springer.
- CARBONE, M. & BRAGG, A. D. 2020 Is vortex stretching the main cause of the turbulent energy cascade? *Journal of Fluid Mechanics* **883**, R2.
- CARBONE, M., IOVIENO, M. & BRAGG, A. D. 2020 Gauge symmetry and dimensionality reduction of the anisotropic pressure Hessian. *Under revision for the Journal of Fluid Mechanics*, arXiv: 1911.08652v1.
- CHENG, W.-P. & CANTWELL, B. 1996 Study of the velocity gradient tensor in turbulent flow. *Tech. Rep. JIAA TR 114*. Stanford, Calif.
- CHERTKOV, M., PUMIR, A. & SHRAIMAN, B. I. 1999 Lagrangian tetrad dynamics and the phenomenology of turbulence. *Physics of Fluids* **11** (8), 2394–2410.
- CHEVILLARD, L. & MENEVEAU, C. 2006 Lagrangian dynamics and statistical geometric structure of turbulence. *Phys. Rev. Lett.* **97**, 174501.
- CHEVILLARD, L., MENEVEAU, C., BIFERALE, L. & TOSCHI, F. 2008 Modeling the pressure Hessian and viscous Laplacian in turbulence: Comparisons with direct numerical

- simulation and implications on velocity gradient dynamics. *Physics of Fluids* **20** (10), 101504.
- CHONG, M. S., PERRY, A. E. & CANTWELL, B. J. 1990 A general classification of three-dimensional flow fields. *Physics of Fluids A: Fluid Dynamics* **2** (5), 765–777.
- CHONG, M. S., SORIA, J., PERRY, A. E., CHACIN, J., CANTWELL, B. J. & NA, Y. 1998 Turbulence structures of wall-bounded shear flows found using dns data. *Journal of Fluid Mechanics* **357**, 225–247.
- DANISH, M. & MENEVEAU, C. 2018 Multiscale analysis of the invariants of the velocity gradient tensor in isotropic turbulence. *Physical Review Fluids* **3**, 044604.
- DRESSELHAUS, E. & TABOR, M. 1992 The kinematics of stretching and alignment of material elements in general flow fields. *Journal of Fluid Mechanics* **236**, 415–444.
- ELSINGA, G. E. & MARUSIC, I. 2010 Evolution and lifetimes of flow topology in a turbulent boundary layer. *Physics of Fluids* **22** (1), 015102.
- EYINK, GREGORY L. & ALUIE, HUSSEIN 2009 Localness of energy cascade in hydrodynamic turbulence. i. smooth coarse graining. *Physics of Fluids* **21** (11), 115107.
- GIRIMAJI, S. S. & POPE, S. B. 1990 A diffusion model for velocity gradients in turbulence. *Physics of Fluids A: Fluid Dynamics* **2** (2), 242–256.
- IRELAND, P. J., BRAGG, A. D. & COLLINS, L. R. 2016*a* The effect of Reynolds number on inertial particle dynamics in isotropic turbulence. Part 1. Simulations without gravitational effects. *Journal of Fluid Mechanics* **796**, 617–658.
- IRELAND, P. J., BRAGG, A. D. & COLLINS, L. R. 2016*b* The effect of Reynolds number on inertial particle dynamics in isotropic turbulence. Part 2. Simulations with gravitational effects. *Journal of Fluid Mechanics* **796**, 659–711.
- IRELAND, P. J., VAITHIANATHAN, T., SUKHESWALLA, P. S., RAY, B. & COLLINS, L. R. 2013 Highly parallel particle-laden flow solver for turbulence research. *Computers & Fluids* **76**, 170–177.
- JEONG, E. & GIRIMAJI, S. S. 2003 Velocity-gradient dynamics in turbulence: Effect of viscosity and forcing. *Theoretical and Computational Fluid Dynamics* **16**, 421–432.
- JOHNSON, P. L. & MENEVEAU, C. 2016 A closure for lagrangian velocity gradient evolution in turbulence using recent-deformation mapping of initially Gaussian fields. *Journal of Fluid Mechanics* **804**, 387–419.
- JOHNSON, P. L. & MENEVEAU, C. 2017 Turbulence intermittency in a multiple-time-scale Navier-Stokes-based reduced model. *Phys. Rev. Fluids* **2**, 072601.
- LAWSON, J. M. & DAWSON, J. R. 2015 On velocity gradient dynamics and turbulent structure. *Journal of Fluid Mechanics* **780**, 60–98.
- LUMLEY, J. L. 1979 Computational modeling of turbulent flows. In *Advances in Applied Mechanics* (ed. Chia-Shun Yih), , vol. 18, pp. 123–176. Elsevier.
- LUND, T. S. & ROGERS, M. M. 1994 An improved measure of strain state probability in turbulent flows. *Physics of Fluids* **6** (5), 1838–1847.
- LTHI, B., HOLZNER, M. & TSINOBER, A. 2009 Expanding the Q–R space to three dimensions. *Journal of Fluid Mechanics* **641**, 497–507.
- MENEVEAU, C. 2011 Lagrangian dynamics and models of the velocity gradient tensor in turbulent flows. *Annual Review of Fluid Mechanics* **43** (1), 219–245.
- NASO, A. & PUMIR, A. 2005 Scale dependence of the coarse-grained velocity derivative tensor structure in turbulence. *Physical Review E* **72**, 056318.
- NOMURA, K. K. & POST, G. K. 1998 The structure and dynamics of vorticity and rate of strain in incompressible homogeneous turbulence. *Journal of Fluid Mechanics* **377**, 65–97.
- ORSZAG, S. A. 1971 On the elimination of aliasing in finite-difference schemes by filtering high-wavenumber components. *Journal of the Atmospheric Sciences* **28** (6), 1074–1074.
- POPE, S. B. 2000 *Turbulent Flows*. New York: Cambridge University Press.
- SHE, Z. S., JACKSON, E., ORSZAG, S. A., HUNT, J. C. R., PHILLIPS, O. M. & WILLIAMS, D. 1991 Structure and dynamics of homogeneous turbulence: models and simulations. *Proceedings of the Royal Society of London. Series A: Mathematical and Physical Sciences* **434** (1890), 101–124.
- TOWNS, J., COCKERILL, T., DAHAN, M., FOSTER, I., GAITHER, K., GRIMSHAW, A., HAZLEWOOD, V., LATHROP, S., LIFKA, D., PETERSON, G. D., ROSKIES, R., SCOTT,

- J. R. & WILKINS-DIEHR, N. 2014 XSEDE: Accelerating Scientific Discovery. *Computing in Science & Engineering* **16** (5), 62–74.
- TSINOBER, A. 2001*a* *An informal introduction to turbulence*. Kluwer Academic Publishers.
- TSINOBER, A. 2001*b* *An informal introduction to turbulence*. Kluwer Academic Publishers.
- VIEILLEFOSSE, P. 1982 Local interaction between vorticity and shear in a perfect incompressible fluid. *J. Phys. France* **43** (6), 837–842.
- VIEILLEFOSSE, P. 1984 Internal motion of a small element of fluid in an inviscid flow. *Physica A: Statistical Mechanics and its Applications* **125** (1), 150–162.
- WILCZEK, M. & MENEVEAU, C. 2014 Pressure hessian and viscous contributions to velocity gradient statistics based on Gaussian random fields. *Journal of Fluid Mechanics* **756**, 191–225.