

Study of electronic properties, Magnetization and persistent currents in a mesoscopic ring by controlled curvature

Luís Fernando C. Pereira,^{1,*} Fabiano M. Andrade,^{2,†} Cleverson Filgueiras,^{3,‡} and Edilberto O. Silva^{1,§}

¹*Departamento de Física, Universidade Federal do Maranhão, 65085-580, São Luís, Maranhão, Brazil*

²*Departamento de Matemática e Estatística, Universidade Estadual de Ponta Grossa, 84030-900 Ponta Grossa, Paraná, Brazil*

³*Departamento de Física, Universidade Federal de Lavras, Caixa Postal 3037, 37200-000, Lavras, Minas Gerais, Brazil*

(Dated: March 14, 2024)

We study the model of a noninteracting spinless electron gas confined to the two-dimensional localized surface of a cone in the presence of external magnetic fields. The localized region is characterized by an annular radial potential. We write the Schrödinger equation and use the thin-layer quantization procedure to calculate the wavefunctions and the energy spectrum. In such a procedure, it arises a geometry induced potential, which depends on both the mean and the Gaussian curvatures. Nevertheless, since we consider a ring with a mesoscopic size, the effects of the Gaussian curvature on the energy spectrum are negligible. The magnetization and the persistent current are analyzed. In the former, we observed the Aharonov-Bohm (AB) and de Haas-van Alphen (dHvA) types oscillations. In the latter, it is observed only the AB type oscillations. In both cases, the curvature increases the amplitude of the oscillations.

PACS numbers: 73.63.Kv, 73.23.-b, 73.63.-b, 74.78.Na

I. INTRODUCTION

Quantum Rings are systems of great interest in condensed matter physics. This is due to the numerous physical phenomena that are observed in these structures. For example, we can analyze the dependence of resistance, which constitutes a case of transport property, with the external magnetic field [1–4], where the oscillations observed in the experiments correspond to the analog of the AB effect [5]. Studies concerning optical properties are also analyzed in these optical mesoscopic structures. For example, in the Ref. [6], authors study photoionization cross section in a two-dimensional quantum ring. The optical properties of an exciton in a two-dimensional ring threaded by a magnetic flux are study in the Ref. [7]. Another field of physics widely studied in mesoscopic rings corresponds to the thermodynamic properties such as the persistent current and magnetization.

Both the persistent current and magnetization are results of the application of external magnetic fields. The simple model 1D ring threaded by a magnetic flux explains the origin of the persistent currents [8, 9]. In this case, the boundary condition is modified by the gauge, which cause the periodicity of the energy levels and other physical quantities. For example, the persistent current which, according to the Byers-Yang relation [8], it is given by the magnetic flux derivative of free energy of the ring and, so is an equilibrium property of the ring. For the 1D ring model, the magnetization is proportional to the persistent current. As observed by Tan and Inkson [10], this proportionality between persistent current and magnetization remains even for a 2D ring model, as long as the study interval

is weak magnetic fields. The AB and dHvA oscillations are observed when the magnetic field varies. In the ideal case of zero temperature, the amplitude of these oscillations is maximal. Nevertheless, non-zero temperatures decrease the signal of persistent current and magnetization. This result from the sensitivity of the mesoscopic systems to the increasing of the temperature [11–13].

Modern experimental techniques allow to make of non-planar objects of reduced dimensions [14–16]. This motivated the study of physical phenomena in mesoscopic systems that present curvature [17, 18]. The method employed to address such a system follows the well-known thin-layer quantization procedure employed by da Costa [19], and widely used in the literature [20–34]. An interesting result that emerges from the thin-layer quantization procedure is that a particle on a curved surface experiences a potential of purely geometric origin which depends on the mean and Gaussian curvatures. Thus, even in the absence of interactions of any nature, the particles cannot move around freely on the surface.

The study of defects in solids is also an important research area in physics. A widely used approach is based on the Riemann-Cartan, which involves nontrivial metric and torsion [35]. A linear defect, for instance disclination or dislocation, changes the topology of a medium [36]. By using Volterra process [37], the disclination is obtained by either removing or inserting a wedge of material. This procedure makes the space present positive or negative curvature. In the case of dislocations, the defect is associated with the appearance of torsion.

In this paper, we are interested in studying the physical implications caused by curvature effects on the motion of a non-interacting spinless electron gas bound to a two-dimensional localized region in the presence of external magnetic fields. We use the model proposed by Tan-Inkson to constrain the motion of the electrons to this two-dimensional localized region [38]. By employing the thin-layer quantization procedure, we obtain the Schrödinger equation [26], and solved it

* luisfernandofisica@hotmail.com

† fmandrade@uepg.br

‡ cleverson.filgueiras@dfi.ufla.br

§ edilbertoo@gmail.com

to find the energies and wave functions of the electrons on the two-dimensional localized curved surface. We rigorously analyze the impacts of curvature on the energies. We also study the zero temperature Fermi energy, determine the expressions for magnetization and persistent current and investigate the main physical consequences caused by curvature effects and compare them with results in the literature.

II. DESCRIPTION OF THE MODEL

We are interested here in studying the motion of a spinless charged particle constrained to move on a curved surface in the presence of magnetic fields. We employ the procedure of [26] for studying the quantum mechanics of a constrained particle, which is based on da Costa's thin-layer quantization procedure [19]. In [26], by making a proper choice of the gauge, it was shown that the dynamics is exactly separable in two components: a surface and a transverse dynamics. In the transverse motion, the dynamics is described by a one-dimensional Schrödinger equation with a transverse potential, whereas the motion on the surface is described by a two-dimensional Schrödinger equation in which appears a geometric potential, given in terms of the mean and the Gaussian curvatures. The geometric potential stems from the two-dimensional confinement on the surface. In our study, we are interested only in the motion on the surface.

Let us consider, therefore, a non-interacting 2DEG constrained to move on a curved surface in the presence of both a magnetic field and a radial potential [38] given by

$$V(r) = \frac{a_1}{r^2} + a_2 r^2 - V_0, \quad (1)$$

with $V_0 = 2\sqrt{a_1 a_2}$. This radial potential has a minimum at $r_0 = (a_1/a_2)^{1/4}$. For $r \rightarrow r_0$, we obtain the parabolic potential model,

$$V_{par}(r) \approx \frac{\mu\omega_0^2}{2}(r - r_0)^2, \quad (2)$$

where $\omega_0 = \sqrt{8a_2/\mu}$ characterizes the strength of the transverse confinement. The potential (1) describes a 2D quantum ring, nevertheless, it can describe others physical systems. For example, if $a_1 = 0$, we have a quantum dot and if $a_2 = 0$, we have a quantum anti-dot. Both the radius and the width of the ring can be adjusted independently by suitable choices of a_1 and a_2 .

In this work, the curved surface is defined by the following line element in polar coordinates [39, 40]

$$ds^2 = dr^2 + \alpha^2 r^2 d\theta^2, \quad (3)$$

with $r \geq 0$ and $0 \leq \theta < 2\pi$. For $0 < \alpha < 1$ (deficit angle), the metric above describes an actual conical surface, while for $\alpha > 1$ (proficit angle), it represents a saddle-like surface. In what follows we focus our analysis in a conical surface, in which $0 < \alpha \leq 1$ ($\alpha = 1$ leads to a flat surface). In this case,

the Gaussian and the mean curvatures are given, respectively, by [41]

$$\mathcal{K} = \left(\frac{1-\alpha}{\alpha} \right) \frac{\delta(r)}{r}, \quad \mathcal{H} = \frac{\sqrt{1-\alpha^2}}{2\alpha r}. \quad (4)$$

The corresponding geometric potential is written as

$$V_g(r) = -\frac{\hbar^2}{2\mu} \left[\frac{(1-\alpha^2)}{4\alpha^2 r^2} - \left(\frac{1-\alpha}{\alpha} \right) \frac{\delta(r)}{r} \right], \quad (5)$$

with μ is the electron effective mass. For the field configuration, we consider a superposition of two magnetic fields, $\mathbf{B} = \mathbf{B}_1 + \mathbf{B}_2$, with $\mathbf{B}_1 = B\hat{\mathbf{z}}$ being a uniform magnetic field and $\mathbf{B}_2 = (l\hbar/e\alpha r)\delta(r)\hat{\mathbf{z}}$ being a magnetic flux tube, with $l = \Phi/\Phi_0$ being the AB flux parameter, e is the electric charge, and $\Phi_0 = h/e$ is the magnetic flux quantum. The field \mathbf{B} is obtained from the vector potential $\mathbf{A} = \mathbf{A}_1 + \mathbf{A}_2$, where $\mathbf{A}_1 = (Br/2\alpha)\hat{\phi}$ and $\mathbf{A}_2 = (l\hbar/e\alpha r)\hat{\phi}$.

Since we are only interested in the dynamics on the surface, we ignore the transverse one. Thus, the relevant equation is

$$H\chi_S(r, \varphi) = E\chi_S(r, \varphi), \quad (6)$$

where

$$\begin{aligned} H = & -\frac{\hbar^2}{2\mu} \left[\frac{1}{r} \frac{\partial}{\partial r} \left(r \frac{\partial}{\partial r} \right) + \frac{1}{\alpha^2 r^2} \left(\frac{\partial}{\partial \varphi} - il \right)^2 \right] \\ & - \frac{\hbar^2}{2\mu} \left[\frac{ieB}{\hbar\alpha^2} \left(\frac{\partial}{\partial \varphi} - il \right) + \frac{e^2 B^2 r^2}{4\hbar^2 \alpha^2} \right] \\ & - \frac{\hbar^2}{2\mu} \left[\frac{(1-\alpha^2)}{4\alpha^2 r^2} - \left(\frac{1-\alpha}{\alpha} \right) \frac{\delta(r)}{r} \right] \\ & + \frac{a_1}{r^2} + a_2 r^2 - V_0. \end{aligned} \quad (7)$$

By considering solutions of the form

$$\chi_S(r, \varphi) = e^{im\varphi} f_m(r) \quad m = 0, \pm 1, \pm 2, \dots \quad (8)$$

equation (7) results in the following radial equation for a specific quantum number m :

$$-\frac{\hbar^2}{2\mu} \frac{1}{r} \frac{d}{dr} \left(r \frac{d}{dr} \right) f_m(r) + V_{\text{eff}} f_m(r) = E_m f_m(r), \quad (9)$$

where

$$V_{\text{eff}} = \frac{\hbar^2}{2\mu} \left(\frac{L^2}{r^2} + \frac{r^2}{4\lambda^4} - \kappa^2 \right) + \frac{\hbar^2}{2\mu} \left(\frac{1-\alpha}{\alpha} \right) \frac{\delta(r)}{r} \quad (10)$$

is the effective induced potential. We define the effective angular momentum, the effective cyclotron frequency, the effective magnetic length and a constant parameter, respectively, as

$$L = \sqrt{\left(\frac{m-l}{\alpha} \right)^2 + \frac{2\mu a_1}{\hbar^2} - \frac{1-\alpha^2}{4\alpha^2}}, \quad (11)$$

$$\omega = \sqrt{\left(\frac{\omega_c}{\alpha} \right)^2 + \omega_0^2}, \quad (12)$$

$$\lambda = \sqrt{\frac{\hbar}{\omega\mu}}, \quad (13)$$

$$\kappa^2 = \frac{(m-l)\mu\omega_c}{\hbar\alpha^2} + \frac{2\mu V_0}{\hbar^2}. \quad (14)$$

In Eq. (12), $\omega_c = eB/\mu$ is the cyclotron frequency and ω_0 was defined above. It is important to emphasize that the presence of the δ function in Eq. (9), which is a short-range potential, suggests that singular solutions should be taken into account in this approach. According to von Newman's theory of self-adjoint extensions [42], the necessity of inclusion of the irregular solutions of Eq. (9) stems from the fact that H (Eq. 7) is not self-adjoint for $|L| < 1$ [43, 44]. However, for mesoscopic effective angular momentum (11) is much larger than 1, so that there is no value of L belonging to the range required above. Due to that, we can ignore the δ function in the radial equation (10) and we consider only the regular solution at $r = 0$.

In this manner, the energy eigenvalues and wavefunctions of Eq. (6) are given by

$$E_{n,m} = \left(n + \frac{1}{2} + \frac{L}{2}\right) \hbar\omega - \frac{(m-l)\hbar\omega_c}{2\alpha^2} - V_0 \quad (15)$$

and

$$\chi_{n,m}(r, \varphi) = \frac{1}{\lambda} \sqrt{\frac{\Gamma(L+n+1)}{2^L n! \Gamma(L+1)^2}} e^{-\frac{r^2}{4\lambda^2}} e^{im\varphi} \left(\frac{r}{\lambda}\right)^L \times {}_1F_1\left(-n, 1+L, \frac{r^2}{2\lambda^2}\right). \quad (16)$$

In addition, the effective radius $r_{n,m}$ of the states with quantum number m is given by

$$r_{n,m} = (2L)^{\frac{1}{2}} \lambda, \quad (17)$$

where L and λ are given by (11) and (13), respectively.

III. ELECTRONIC STATES

In this section, we analyze the energy spectrum (15). In the numerical analysis, we consider a 2D ring defined by Eq. (1), with $a_1 = 1.8154 \times 10^9 \text{ meV nm}^2$ and $a_2 = 5.4654 \times 10^{-4} \text{ meV nm}^{-2}$, which describe a mesoscopic ring of average radius $r_0 = 1350 \text{ nm}$. The sample is made of GaAs, so that the electron effective mass is $\mu = 0.067\mu_e$, where μ_e is the electron mass.

In the Fig. (1), we have plotted the radial potential defined by Eq. (1). In addition, the parabolic potential (Eq. (2)) is plotted, where the strength of the transverse confinement is given by $\hbar\omega_0 = 2.23 \text{ meV}$. As we can see, the parabolic and radial models do not have a significant difference in the energy interval considered.

Using the Eq. (15), we can show that all subband minimum lie at the same m_0 value given by

$$m_0 = \frac{eBr_0^2}{2\hbar} \sqrt{1 - \frac{1}{a_1} \frac{\hbar^2}{2\mu} \frac{1 - \alpha^2}{4\alpha^2}}. \quad (18)$$

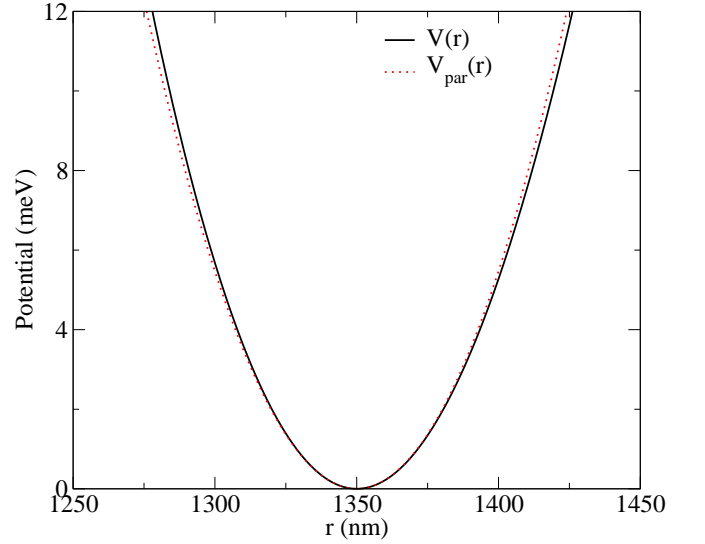


FIG. 1. Sketch of the radial potential (solid black line) and the parabolic potential (solid red line). The radial potential describes a ring of average radius $r_0 = 1350 \text{ nm}$, while the parabolic potential is defined by $\hbar\omega_0 = 2.23 \text{ meV}$.

Therefore, when the magnetic field is null, the subband minima is $m = 0$. The variation of the magnetic field changes the minimal subbands. For $\alpha = 1$, we recover the result obtained by Tan e Inkson, which correspond to the number of quantum flux threading a ring with an effective radius r_0 .

If the magnetic field is null, the subbands are symmetric with respect to $m = 0$. The states with $m \neq 0$ are doubly degenerate. The double degeneration is due to the rotational symmetry present in the ring. The symmetry with respect to states in subband different is broken due to the potential of the antidot. The energy separation between neighboring subbands is given by $\hbar\omega_0$, and does not depend on the value of the parameter α . If the magnetic field is different from zero, the energy separation between neighboring is $\hbar\omega$. Independently of the presence or not of an applied, the curvature has the role of increasing the energy of the states. This makes the number states decrease in the energy interval. For the physical phenomena that we will deal in the next sections, the number of electrons in the system is fixed. Thus, we will note a larger number of occupied subbands for cases where $\alpha < 1$. In Fig. (2), we show the behavior of the energy states with respect to the magnetic field for some values of the α parameter.

IV. MAGNETIZATION

The magnetization is given by

$$M = -\frac{\partial F}{\partial B} = -\sum_{n,m} M_{n,m} f_F(E_{n,m}), \quad (19)$$

where F is free energy, $M_{n,m} \equiv -\partial E_{n,m}/\partial B$ defines the magnetic moment, and $f_F(E_{n,m})$ is the Fermi distribution

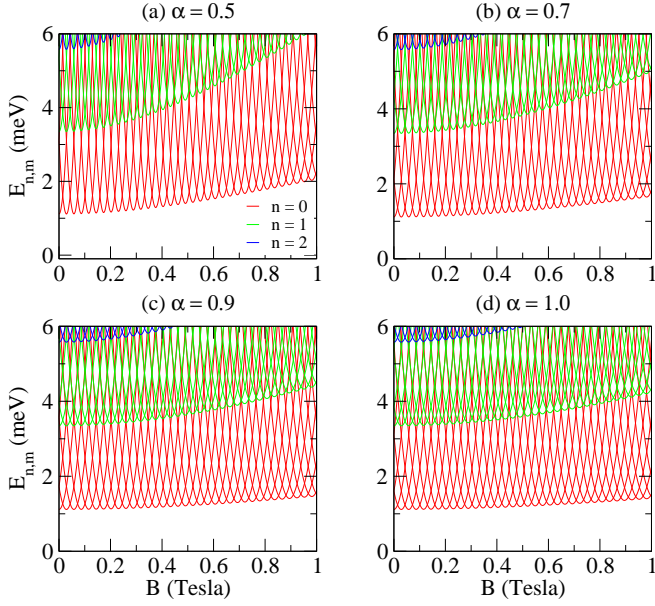


FIG. 2. The energy levels of a quantum ring as a function of the magnetic field for different curvature values.

function. By using Eq. (15), the magnetic moment is written explicitly as

$$M_{n,m} = -\frac{\hbar e}{\mu\alpha^2} \left[\left(n + \frac{1}{2} + \frac{L}{2} \right) \frac{\omega_c}{\omega} - \frac{m-l}{2} \right]. \quad (20)$$

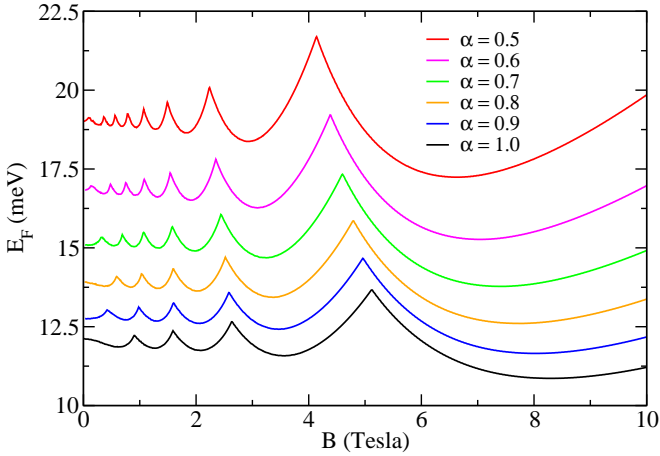


FIG. 3. The zero temperature Fermi energy as a function of magnetic field.

In an isolated 2D ring, the number of electrons is constant, which induces a strong dependency of the Fermi energy with respect to the magnetic field. In the Fig. 3, we display the behavior of the Fermi energy as a function of magnetic field strength. The oscillations result from the depopulation of a subband n . As already mentioned above, the α parameter increase the energy of the states, so an increase in the Fermi

energy occurs. In addition, there is an evident increase in the number of occupied subbands.

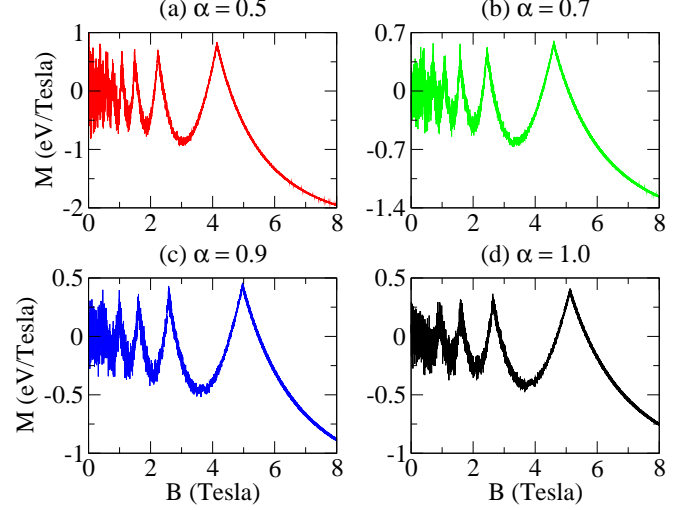


FIG. 4. The magnetization of the quantum ring as a function of magnetic field strength.

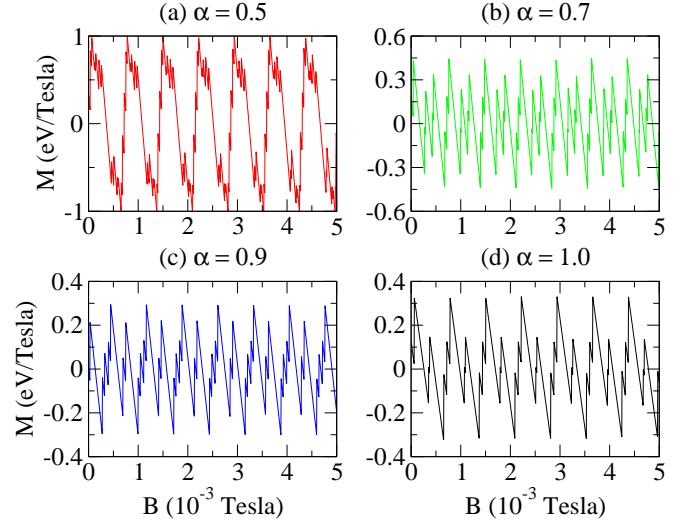


FIG. 5. The magnetization of the quantum ring in the weak magnetic fields regime.

In Fig. 4, we show the behavior of the magnetization as a function of magnetic field. It is possible to see types AB and dHvA oscillations, with or without the presence of curvature. The AB type oscillations result from the states crossing, whereas the dHvA type oscillations result from the depopulation of subbands. In the weak magnetic fields regime (Fig. 5), AB type oscillations are superimposed on dHvA type oscillations. For the α parameters considered, the periodic oscillations are maintain. In addition, we observe an increase in the amplitude of oscillations. By increasing the magnetic field, the dHvA type oscillations are more evident, whereas we see a decreasing of AB type oscillations amplitudes. Also, we ob-

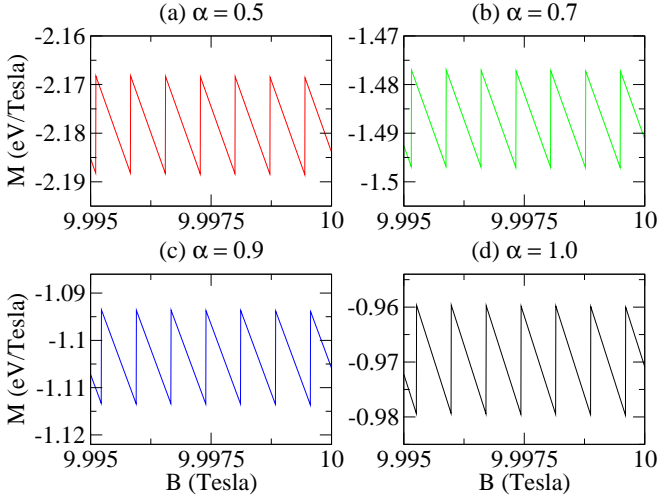


FIG. 6. The magnetization of the quantum ring in the strong magnetic fields regime.

serve both a larger number of dHvA type oscillations, because of the increase of occupied subbands, and increase dHvA oscillations amplitudes when $\alpha < 1$. Even when there is only one occupied subband, we yet can see AB type oscillations (Fig. 6).

We now show the shape of the oscillations when the temperature is non-zero in the weak magnetic field interval for the particular case when $\alpha = 0.7$. As we can see in the Fig. 7, non-zero temperatures decrease the oscillations amplitude, and make the magnetization behavior a smooth function of the magnetic field.

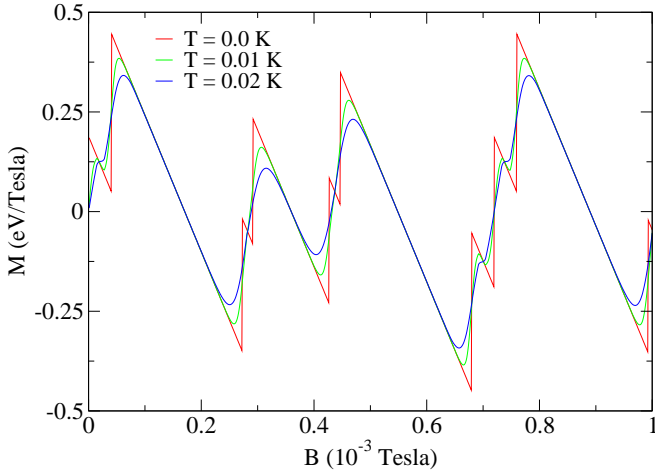


FIG. 7. The effect of temperature on the oscillations observed in the magnetization for the case where $\alpha = 0.7$. We consider the interval of weak magnetic fields.

V. PERSISTENT CURRENT

By considering the variation of the magnetic flux confined to the hole of the ring, the persistent current is calculated using the Byers-Yang relation [8]

$$I_{n,m} = -\frac{\partial E_{n,m}}{\partial \Phi} = -\frac{1}{\phi_0} \frac{\partial E_{n,m}}{\partial l}, \quad (21)$$

where $E_{n,m}$ is then given by Eq. (15) with $r_0 = 0$. The total current is given by

$$I = \sum_{n,m} I_{n,m} f_F(E_{n,m}), \quad (22)$$

where $I_{n,m}$ is explicitly given by

$$I_{n,m} = \frac{e\omega}{4\pi\alpha^2} \left(\frac{m-l}{L} - \frac{\omega_c}{\omega} \right), \quad (23)$$

which is the persistent current carried by a given state $\chi_{n,m}$ of the ring.

As noted by Tan and Inkson [10], the proportionality between current and the magnetic moment observed in a one-dimensional ring is broken in a two-dimensional ring as result of the penetration of the magnetic field into the conducting region of the ring. In the presence of curvature, this relation between the current and the magnetic moment is given by

$$M_{n,m}(B) = \pi r_{n,m}^2 I_{n,m} - \frac{e\hbar}{\mu\alpha^2} \left(n + \frac{1}{2} \right) \frac{\omega_c}{\omega}. \quad (24)$$

The first term is the current in a one-dimensional ring with radius $r_{n,m}$ given by Eq. (17). The second term results from the penetration of the magnetic field into the 2D structure, being it a diamagnetic term. From this result it is possible to show that if $\omega_c \ll \omega_0$ the persistent current and the magnetization present a similar behavior.

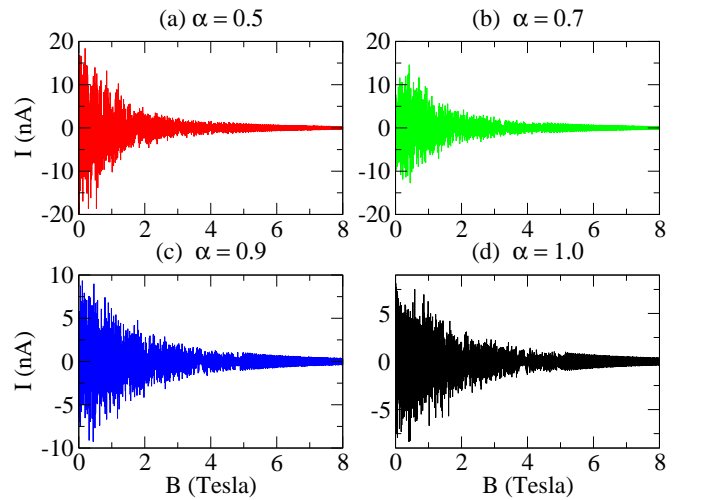


FIG. 8. The persistent currents of the quantum ring as a function of the magnetic field strength.

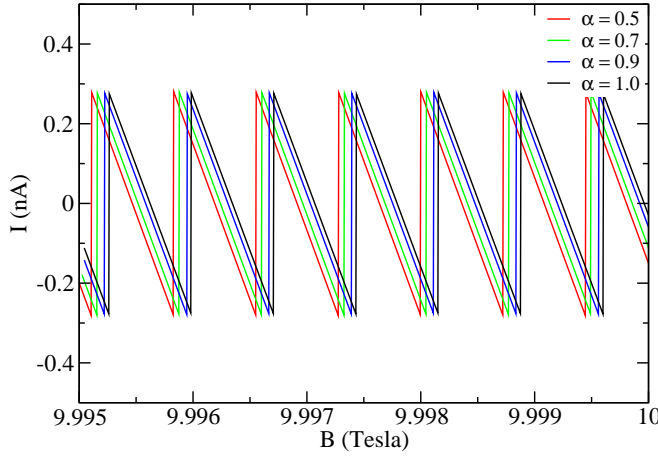
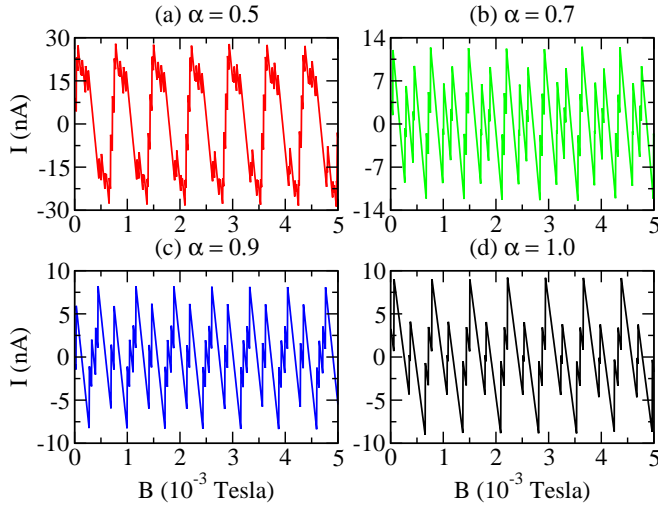


FIG. 10. The persistent currents in the strong magnetic fields regime.

In the Fig. (8), we show the behavior of the persistent current in a 2D ring as a function of the magnetic field for some values of the α parameter. We can see AB type oscillations within the whole magnetic field range, regardless of the α parameter value. These oscillations amplitude are strongly suppressed by increasing magnetic field strength, however, they increase with α parameter. In the weak magnetic field regime (Fig. (9)), these oscillations are almost periodic. As noted above, the profile of the oscillations of the persistent current in the weak magnetic field interval are similar to the magnetization. In Fig. 10, we show the behavior of the persistent current in the strong magnetic field regime. As we can see, the AB oscillations are almost periodic. We also note that curvature only shift the maximum of the oscillations, however the amplitude does not change.

In Fig. 11, we also show the shape of the oscillations on persistent current when the temperature is non-zero in the

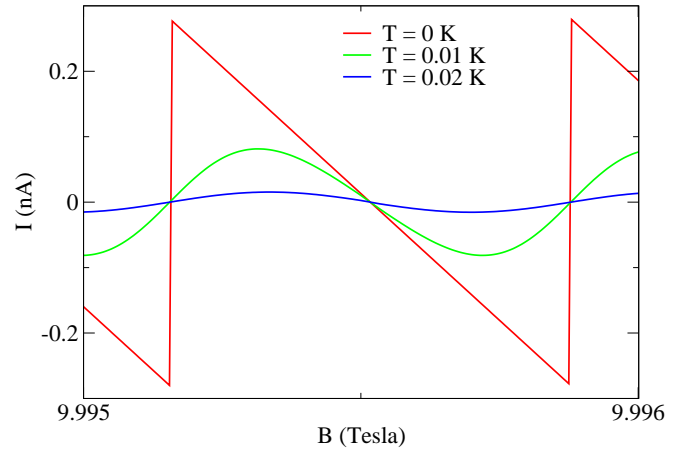


FIG. 11. The effect of temperature on the oscillations observed in the persistent current for the case when $\alpha = 0.7$. We consider a range of strong magnetic fields.

strong magnetic field regime for the case when $\alpha = 0.7$. Likewise, as observed in the magnetization, non-zero temperatures decrease the oscillations amplitude, and make the persistent current behavior a smooth function of the magnetic field.

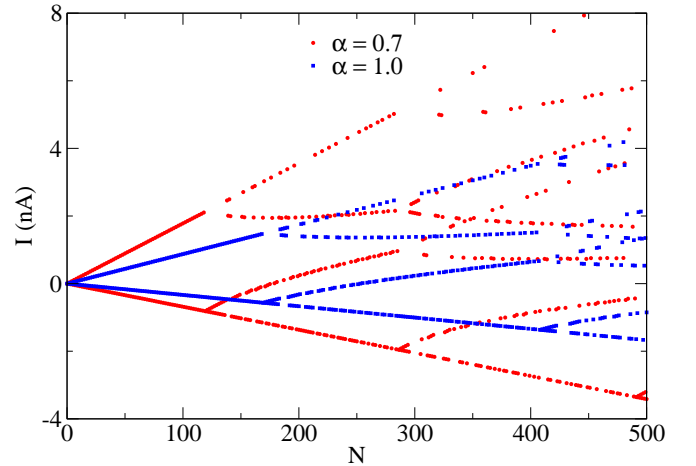


FIG. 12. Persistent current as a function of electron number for $\alpha = 0.7$ e $\alpha = 1.0$ parameters. We considered $B = 1.0 \times 10^{-4}$ Teslas.

Finally, in Fig. 12, we show the persistent currents as a function of electron numbers, by considering a weak magnetic field regime, and the $\alpha = 0.7$ and $\alpha = 1.0$ parameter values. We can note that the current exhibits oscillations in module and signal as a result of the occupation of the states that are to the right and to the left of the minimum of the subbands. This behavior is the result of the radial potential model used to describe the mesoscopic ring. The occupation of a new subband occurs whenever two new branches appear.

VI. CONCLUSIONS

In this article, we studied the electronic properties, the magnetization and the persistent current of a 2DEG in a quantum ring in a conical metric and submitted to external magnetic fields. We have obtained analytically the wavefunctions and energy eigenvalues. It was shown that the curvature have strong influence on the spectrum of an electron in a quantum rings. The effects become more significant as the α parameter decreases. In the numerical analysis of the magnetization, we observed AB and dHvA type oscillations, regardless of the α parameter. The curvature increased the amplitude of these oscillations, and also increased the number of dHvA type oscillations. In the persistent currents, only AB type oscillations are observed, with an increase these amplitude for $\alpha < 1$. It should be noted that the effect of the mean and Gaussian

curvatures are negligible, because of the own geometry of the model. The same does not occur when geometry is a disk (quantum dot). As observed in the ref [45], the mean curvature directly influences the behavior of the oscillations of magnetization and persistent currents.

ACKNOWLEDGMENTS

This work was partially supported by the Brazilian agencies CAPES, CNPq, FAPEMA and FAPPR. FMA acknowledges CNPq Grants 313274/2017-7 and 434134/2018-0, and FAPPR Grant 09/2016. EOS acknowledges CNPq Grants 427214/2016-5 and 303774/2016-9, and FAPEMA Grants 01852/14 and 01202/16. This study was financed in part by the Coordenação de Aperfeiçoamento de Pessoal de Nível Superior - Brasil (CAPES) - Finance Code 001.

-
- [1] V. Chandrasekhar, M. Rooks, S. Wind, and D. Prober, *Physical review letters* **55**, 1610 (1985).
 - [2] J. Liu, W. Gao, K. Ismail, K. Lee, J. Hong, and S. Washburn, *Physical review. B, Condensed matter* **48**, 15148 (1993).
 - [3] W.-C. Tan and J. C. Inkson, *Phys. Rev. B* **53**, 6947 (1996).
 - [4] S. Jo, G. L. Khym, D.-I. Chang, Y. Chung, H.-J. Lee, K. Kang, D. Mahalu, and V. Umansky, *Physical Review B* **76**, 035110 (2007).
 - [5] Y. Aharonov and D. Bohm, *Phys. Rev.* **115**, 485 (1959).
 - [6] W. Xie, *Superlattices and Microstructures* **58**, 94 (2013).
 - [7] C. González-Santander, F. Domínguez-Adame, and R. Römer, *Physical Review B* **84**, 235103 (2011).
 - [8] N. Byers and C. N. Yang, *Phys. Rev. Lett.* **7**, 46 (1961).
 - [9] M. Büttiker, Y. Imry, and R. Landauer, *Physics Letters A* **96**, 365 (1983).
 - [10] W.-C. Tan and J. C. Inkson, *Phys. Rev. B* **60**, 5626 (1999).
 - [11] D. Mailly, C. Chapelier, and A. Benoit, *Physical review letters* **70**, 2020 (1993).
 - [12] H. Cheung, Y. Gefen, E. Riedel, and W. Shih, *Physical review. B, Condensed matter* **37**, 6050 (1988).
 - [13] H.-F. Cheung, E. K. Riedel, and Y. Gefen, *Phys. Rev. Lett.* **62**, 587 (1989).
 - [14] V. Prinz, V. Seleznev, A. Gutakovskiy, A. Chehovskiy, V. Preobrazhenskii, M. Putyato, and T. Gavrilova, *Physica E: Low-dimensional Systems and Nanostructures* **6**, 828 (2000).
 - [15] V. Y. Prinz, D. Grützmacher, A. Beyer, C. David, B. Ketterer, and E. Deckardt, *Nanotechnology* **12**, 399 (2001).
 - [16] L. Cao, L. Laim, C. Ni, B. Nabet, and J. E. Spanier, *Journal of the American Chemical Society* **127**, 13782 (2005).
 - [17] S. Mendach, O. Schumacher, H. Welsch, C. Heyn, W. Hansen, and M. Holz, *Applied Physics Letters* **88**, 212113 (2006).
 - [18] A. B. Vorob'ev, K.-J. Friedland, H. Kostial, R. Hey, U. Jahn, E. Wiebicke, J. S. Yukecheva, and V. Y. Prinz, *Phys. Rev. B* **75**, 205309 (2007).
 - [19] R. C. T. da Costa, *Phys. Rev. A* **23**, 1982 (1981).
 - [20] D. V. Bulaev, V. A. Geyler, and V. A. Margulis, *Phys. Rev. B* **69**, 195313 (2004).
 - [21] C. Furtado, A. Rosas, and S. Azevedo, *EPL (Europhysics Letters)* **79**, 57001 (2007).
 - [22] G.-H. Liang, Y.-L. Wang, M.-Y. Lai, H. Liu, H.-S. Zong, and S.-N. Zhu, *Phys. Rev. A* **98**, 062112 (2018).
 - [23] Y.-L. Wang, H. Jiang, and H.-S. Zong, *Phys. Rev. A* **96**, 022116 (2017).
 - [24] Y.-L. Wang, L. Du, C.-T. Xu, X.-J. Liu, and H.-S. Zong, *Phys. Rev. A* **90**, 042117 (2014).
 - [25] Y.-L. Wang and H.-S. Zong, *Annals of Physics* **364**, 68 (2016).
 - [26] G. Ferrari and G. Cuoghi, *Phys. Rev. Lett.* **100**, 230403 (2008).
 - [27] J.-Y. Chang, J.-S. Wu, and C.-R. Chang, *Phys. Rev. B* **87**, 174413 (2013).
 - [28] Y. Gaididei, V. P. Kravchuk, and D. D. Sheka, *Phys. Rev. Lett.* **112**, 257203 (2014).
 - [29] Y. Zhang and A. Vishwanath, *Phys. Rev. Lett.* **105**, 206601 (2010).
 - [30] R. Teixeira, E. S. G. Leandro, L. C. B. da Silva, and F. Moraes, *Journal of Mathematical Physics* **60**, 023502 (2019).
 - [31] V. Atanasov and R. Dandoloff, *European Journal of Physics* **38**, 015405 (2016).
 - [32] F. Santos, S. Fumeron, B. Berche, and F. Moraes, *Nanotechnology* **27**, 135302 (2016).
 - [33] A. G. Schmidt, *Physica E: Low-dimensional Systems and Nanostructures* **106**, 200 (2019).
 - [34] S. Pandey, N. Scopigno, P. Gentile, M. Cuoco, and C. Ortix, *Phys. Rev. B* **97**, 241103 (2018).
 - [35] M. O. Katanaev, *Physics-Uspekhi* **48**, 675 (2005).
 - [36] C. Furtado, B. G. da Cunha, F. Moraes, E. de Mello, and V. Bezzerra, *Phys. Lett. A* **195**, 90 (1994).
 - [37] M. Kléman, *Points, lignes, parois dans les fluides anisotropes et les solides cristallins*, Points, lignes, parois dans les fluides anisotropes et les solides cristallins No. v. 2 (Éditions de physique, 1977).
 - [38] W.-C. Tan and J. C. Inkson, *Semicond. Sci. Technol.* **11**, 1635 (1996).
 - [39] C. Filgueiras and F. Moraes, *Ann. Phys. (NY)* **323**, 3150 (2008).
 - [40] C. Filgueiras, E. O. Silva, and F. M. Andrade, *J. Math. Phys.* **53**, 122106 (2012).
 - [41] A. M. de M. Carvalho, C. Sátiro, and F. Moraes, *Europhys. Lett.* **80**, 46002 (2007).
 - [42] M. Reed and B. Simon, *Methods of Modern Mathematical Physics. II. Fourier Analysis, Self-Adjointness*. (Academic Press, New York - London, 1975).
 - [43] F. M. Andrade, E. O. Silva, and M. Pereira, *Phys. Rev. D* **85**, 041701(R) (2012).

- [44] F. M. Andrade, E. O. Silva, and M. Pereira, [Ann. Phys. \(NY\)](#) **339**, 510 (2013).
- [45] L. F. C. Pereira, F. M. Andrade, C. Filgueiras, and E. O. Silva, [Annalen der Physik](#) **531**, 1900254 (2019).