

Nuclear p_{\perp} -broadening of Drell-Yan and quarkonium production from SPS to LHC

François Arleo,^a Charles-Joseph Naïm^{a,b}

^a*Laboratoire Leprince-Ringuet, École polytechnique, Institut polytechnique de Paris, CNRS/IN2P3, 91128 Palaiseau, France*

^b*IRFU, CEA, Université Paris-Saclay, 91191 Gif-sur-Yvette, France*

E-mail: francois.arleo@cern.ch, charles-joseph.naim@cern.ch

ABSTRACT: The nuclear p_{\perp} -broadening of Drell-Yan and quarkonium (J/ψ , Υ) production in πA and pA collisions is investigated. The world data follow a simple scaling from SPS to LHC energies, once the process-dependent color factors are properly taken into account, which allows for the extraction of the transport coefficient in cold nuclear matter. We find that $\hat{q}(x) \propto x^{-\alpha}$ with $\alpha = 0.25\text{--}0.30$. The magnitude of the transport coefficient at $x = 10^{-2}$ is $\hat{q}_0 = 0.051 \text{ GeV}^2/\text{fm}$ and $\hat{q}_0 = 0.075 \text{ GeV}^2/\text{fm}$, whether $Q\bar{Q}$ pairs are assumed to be produced as color octet or color singlet states, respectively. The relation between nuclear broadening data and the (CT14) gluon density is also investigated.

KEYWORDS: nuclear broadening, transport coefficient, cold nuclear matter

Contents

1	Introduction	1
2	Model and data	2
2.1	Transverse momentum broadening	2
2.2	Process dependence	4
2.3	Transport coefficient	5
2.4	Other nuclear effects	6
2.5	Data	7
3	Results	8
3.1	Scaling	8
3.2	Relationship with the gluon distribution	12
3.3	Color singlet production	14
4	Conclusion	14
A	FCEL and nPDF effects on Δp_{\perp}^2	15
B	Extraction of Δp_{\perp}^2 at RHIC and LHC	17

1 Introduction

The multiple scattering incurred by energetic quarks and gluons propagating in a QCD medium is responsible for both induced gluon radiation – leading to parton energy loss – and transverse momentum broadening. While the former is responsible for the jet quenching phenomena discovered in heavy ion collisions at RHIC and at LHC (see Refs. [1–4] for reviews), observing the latter is more delicate. Measuring dijet azimuthal correlations in proton-nucleus [5, 6] and nucleus-nucleus collisions could in principle allow for probing transverse momentum broadening, respectively in cold nuclear matter and hot quark-gluon plasma [7–10]. In practice, however, these correlations may prove more sensitive to medium-independent Sudakov radiation rather than to multiple scattering in a medium and thus deserve detailed scrutiny [11].

A perhaps simpler observable, namely the nuclear broadening of *single inclusive* particle production in hA collisions,

$$\Delta p_{\perp}^2 = \langle p_{\perp}^2 \rangle_{\text{hA}} - \langle p_{\perp}^2 \rangle_{\text{hp}}, \quad (1.1)$$

offers a direct access to the saturation scale, hence a measure of multiple scattering in nuclei [12–14]. In this article, we perform a systematic study of Drell-Yan (DY) and quarkonium (J/ψ , Υ) nuclear broadening data in π A and pA collisions, from fixed-target (SPS, FNAL) to collider (RHIC, LHC) energies. It is found that all measurements, once scaled with appropriate color factors, exhibit a simple dependence expected from perturbative QCD. This data-driven analysis allows in turn for the determination of the transport coefficient in cold nuclear matter, or equivalently the saturation scale in large nuclei and its energy dependence.

The model for the nuclear broadening is presented in section 2 before results are shown and discussed in section 3. Conclusions are drawn in section 4.

2 Model and data

2.1 Transverse momentum broadening

Asymptotic parton

The accumulated transverse momentum acquired by an asymptotic parton (in color representation R) traversing a medium of length L is given by [12]

$$\Delta p_{\perp}^2 = \hat{q}_R L, \quad (2.1)$$

where \hat{q}_R is the transport coefficient of that medium.¹ It is given by μ^2/λ_R where μ is the typical transverse momentum exchange between the parton and each scattering center, and λ_R is the parton mean free path in the medium. Defining \hat{q} as the *gluon* transport coefficient and using $C_R \lambda_R = N_c \lambda_g$, the broadening becomes

$$\Delta p_{\perp}^2 = \frac{C_R}{N_c} \hat{q} L, \quad (2.2)$$

where C_R is the color charge of parton R ($C_F = (N_c^2 - 1)/2N_c$ for a quark, $C_A = N_c$ for a gluon).

Hard QCD process on a nuclear target

Let us now consider the more realistic case of the production of a single massive particle produced by a hard QCD process in a hadron-nucleus collision.² When the coherence length of the hard process is small, typically smaller than the internucleonic distance, $\ell_{\text{coh}} \lesssim 1$ fm, the process as seen in the nuclear rest frame can be sketched as in Figure 1: (i) an incoming parton (in color representation R) stemming from the incoming hadron experiences transverse momentum broadening over a distance

¹Logarithmic corrections, $\sim \ln L$ and $\sim \ln^2 L$, to the broadening or to the transport coefficient [15, 16] are here ignored.

²More explicitly, we will only address the production of Drell-Yan massive lepton pairs and quarkonia (J/ψ and Υ), in pA and π A collisions.

z , at which it participates to the hard process; (ii) an outgoing particle (in color representation R') is produced on a short length scale ℓ_{coh} and propagates in the medium over a length $L - z$, until it exits the nucleus.

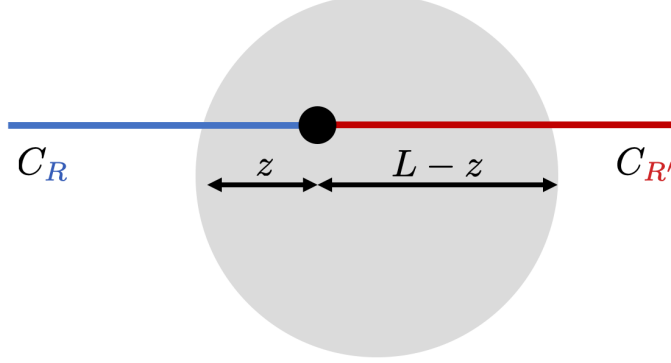


Figure 1. Sketch of the nuclear broadening at small coherence length.

In this picture, the nuclear transverse momentum broadening in hA collisions compared to hp collisions is simply given by³

$$\Delta p_{\perp}^2 = \frac{\mathcal{C}}{N_c} (\hat{q}_A L_A - \hat{q}_p L_p) , \quad (2.3)$$

where the color factor \mathcal{C} is given by the half sum of the Casimir factors of the initial and final-state particle,⁴

$$\mathcal{C} = \frac{C_R + C_{R'}}{2} . \quad (2.4)$$

Assuming a hard sphere nuclear density of radius $R_A = 1.12 \times A^{1/3}$ fm, the average medium length in a large nucleus is given by $L_A = 3/2 R_A$ after averaging uniformly over the position of the production process. The length scale in a proton target is set to $L_p = 1.5$ fm, as in Refs. [18, 19].

In the limit of large coherence length, $\ell_{\text{coh}} \gg L$, the broadening given by Eq. (2.3) with the generic color rule Eq. (2.4) may not hold for all hard QCD processes. In that limit, the outgoing particle (in the present context, a virtual photon or a compact $Q\bar{Q}$ pair) detected experimentally would occur, at the amplitude level, from the radiation of the incoming parton either long before or long after crossing the nuclear target in its rest frame. In the case of initial-state (respectively, final-state) radiation in both the amplitude and complex conjugate amplitude, the broadening would depend solely on the Casimir of the outgoing particle $C_{R'}$ (respectively, that of the initial parton C_R), while the broadening associated to the interfering terms between initial

³As we shall see in section 2.3, the transport coefficient acquires a mild dependence on the medium length, hence the subscripts \hat{q}_A and \hat{q}_p .

⁴As shown in Ref. [17], Eq. (2.4) holds quite generally for any incoming and outgoing *pointlike* multi-parton state in any representation R and R' .

and final state radiation would have no simple expression in terms of Casimir factors. Consequently, Eq. (2.3) may not be appropriate to describe the broadening of Drell-Yan lepton pairs at high energy, as the initial parton (a quark) and the outgoing particle (the virtual photon) carry different color charges. In any case, measurements of DY broadening are not available yet at large coherence length, i.e. at RHIC and LHC, despite the preliminary results being reported by the PHENIX experiment [20] which are not included in this analysis. On the contrary, when the incoming and outgoing particles carry the same color charge, as would be the case for an octet $Q\bar{Q}$ pair induced by an incoming gluon ($C_R = C_{R'}$), Eq. (2.3) is likely to hold (i.e., $\mathcal{C} = N_c$). We shall therefore assume in the following that the broadening of quarkonia at high energy (RHIC, LHC) is given by Eq. (2.3).

2.2 Process dependence

In this section we discuss the specific color factor \mathcal{C} expected for Drell-Yan and quarkonium production in πA and pA collisions.

Drell-Yan

At Born level, DY lepton pairs are produced in hadron-nucleus collisions by the annihilation of a quark (respectively, an antiquark) from the projectile hadron with an antiquark (respectively, a quark) from the nuclear target. Since the virtual photon (or the lepton pair) does not experience multiple scattering in the target, $C_{R'} = 0$, the expected color factor is thus $\mathcal{C}_{\text{DY}} = C_F/2$, independently of the nature of the projectile hadron (here, a pion or a proton). At order $\mathcal{O}(\alpha_s)$, the QCD Compton process, $qg \rightarrow q\gamma^*$, may come into play. However, it is not expected to dominate the cross section at low $p_\perp \lesssim M_{\text{DY}}$, where M_{DY} is the invariant dilepton mass. Moreover, at forward dilepton rapidity (as is the case for the DY data presently analyzed), this process is dominated by the fusion of an incoming *quark* with a gluon from the target (as $q(x_1)g(x_2) \gg g(x_1)q(x_2)$) leading to the same color factor as for the $q\bar{q}$ annihilation process.

Quarkonium

Which color factor to use for quarkonium production is more delicate for two reasons. At leading order in α_s , both gluon fusion ($gg \rightarrow Q\bar{Q}$) and quark-antiquark annihilation ($q\bar{q} \rightarrow Q\bar{Q}$) processes are expected to contribute to heavy-quark pair production, which would lead, respectively, to $C_R = N_c$ and $C_R = C_F$ in Eq. (2.4). In pA collisions, however, quarkonium production should be dominated by gluon fusion unless the longitudinal momentum fraction becomes very large, $x_F \gtrsim 0.5$. This statement depends mostly on the momentum distributions of quarks and gluons, and appears to be true in non-relativistic QCD (NRQCD) or in the Color Evaporation Model (CEM) [21], leading to $C_R = N_c$ in (2.4). The $q\bar{q}$ annihilation process is more significant in πA collisions as the pion carries valence *antiquarks*. Using the pion

Process	Collision	\mathcal{C}
Drell-Yan	$\pi\text{A}/\text{pA}$	$C_F/2$
Quarkonium	πA	$(C_F + N_c)/2$
Quarkonium	pA	N_c
Quarkonium (singlet)	$\pi\text{A}/\text{pA}$	$N_c/2$

Table 1. Color factors assumed in the present analysis for Drell-Yan and color octet quarkonium production in πA and pA collisions. The assumption regarding the case of color singlet quarkonium production is discussed in section 3.3.

PDF recently extracted in Ref. [22] in the CEM at leading order, we find that the $q\bar{q}$ annihilation channel actually dominates the inclusive J/ψ production in πA collisions (hence, $C_R = C_F$), at least in the x_F range considered in this analysis.

In addition, the quarkonium production process is still poorly understood. In particular it is not clear on which length scale (ℓ_{octet}) the color octet heavy-quark pair neutralizes its color, either $\ell_{\text{octet}} \sim \ell_{\text{coh}}$ (as in the Color Singlet Model) or $\ell_{\text{octet}} \gg \ell_{\text{coh}}$ (NRQCD, CEM). In this study we shall assume that the $Q\bar{Q}$ pair remains in a color octet state during its entire propagation throughout the nucleus, leading to $C_{R'} = N_c$. For completeness, the assumption of color singlet $Q\bar{Q}$ production is also discussed in section 3.3. The color factors assumed in this study for DY and quarkonium production in hadron-nucleus collisions are summarized in Table 1.

2.3 Transport coefficient

Apart from the Casimir scaling properties discussed in the previous section, the other crucial ingredient which governs the nuclear broadening of hard QCD processes is \hat{q} , the gluon transport coefficient in cold nuclear matter. It is related to the gluon distribution $xG(x, Q^2)$ inside each nucleon of the target [12],

$$\hat{q}(x, Q^2) = \frac{4\pi^2\alpha_s(Q^2)N_c}{N_c^2 - 1} \rho xG(x, Q^2), \quad (2.5)$$

where ρ is the nuclear density.

In the case of a hard parton produced inside the medium (consider for instance a quark produced in deep inelastic scattering at large Bjorken- x), typically when the coherence length is small, $\ell_{\text{coh}} \lesssim L_A$, the value of x at which the gluon distribution needs to be probed is $x \sim x_A \equiv 1/(2m_N L_A) > 10^{-2}$ [12]. On the contrary, when the hard parton is produced by a QCD process coherent over the whole nucleus, $\ell_{\text{coh}} \gg L_A$, x should be given by $x \sim 1/(2m_N \ell_{\text{coh}}) = x_2$, where x_2 is the momentum fraction carried by the parton probed in the nuclear target [19]. The scale Q^2 which controls both the running coupling α_s and the QCD evolution of xG should be of the

order of the broadening itself, $Q^2 \sim \Delta p_\perp^2$, yet in practice this semi-hard scale should be frozen when Δp_\perp^2 becomes too small, $\Delta p_\perp^2 \lesssim 1\text{--}2 \text{ GeV}^2$.

At small $x \ll 10^{-2}$, the gluon distribution exhibits a power law behavior, $xG(x, Q^2) \propto x^{-\alpha}$, where the exponent $\alpha \simeq 0.2\text{--}0.3$ depends only slightly on the resolution scale Q . Neglecting the Q^2 dependence of \hat{q} in Eq. (2.5), the transport coefficient can thus be modelled as [19]⁵

$$\hat{q}_A(x) = \hat{q}_0 \times \left(\frac{10^{-2}}{x} \right)^\alpha \quad ; \quad x = \min(x_A, x_2). \quad (2.6)$$

where \hat{q}_0 is the transport coefficient at $x = 10^{-2}$. Note that at large $x_2 > x_A$, \hat{q} acquires a mild dependence on the size of the nucleus from the L dependence of x_A . Casting (2.6) in (2.3) leads to

$$\Delta p_\perp^2 = \frac{\hat{q}_0}{N_c} \times \left(\frac{10^{-2}}{x} \right)^\alpha \times \mathcal{C} \Delta L \quad ; \quad \Delta L = L_A - L'_p \quad (2.7)$$

where L'_p is defined as $L'_p = L_p \left(\frac{\min(x_A, x_2)}{\min(x_p, x_2)} \right)^\alpha$. At small $x_2 < x_A$, L'_p coincides with L_p , while at large $x_2 > x_p$ the factor accounts for the fact that the transport coefficient should be evaluated at two different values of x in the proton and in the nucleus targets. The value of x_2 is given by $x_2 = M/\sqrt{s} e^{-y}$. In the present approach, the absolute magnitude \hat{q}_0 and the slope α are the only parameters which need to be extracted from the measurements. The relationship (2.5) between the nuclear broadening and more realistic gluon distribution functions will be investigated in section 3.2.

2.4 Other nuclear effects

It has been assumed so far that parton multiple scattering in nuclei is the only process which leads to finite nuclear p_\perp -broadening, $\Delta p_\perp^2 \neq 0$. However, other cold nuclear matter effects such as fully coherent energy loss (FCEL) [23–25] or nuclear parton distribution functions (nPDF) [26–30] may distort the shape of particle p_\perp -spectra in hadron-nucleus collisions with respect to hadron-proton collisions.

The p_\perp dependence of the nuclear production ratio,

$$R_{\text{hA}}(p_\perp) = \frac{1}{A} \frac{d\sigma_{\text{hA}}(p_\perp)}{dp_\perp} \bigg/ \frac{d\sigma_{\text{hp}}(p_\perp)}{dp_\perp}, \quad (2.8)$$

due to fully coherent energy loss has been investigated in the case of quarkonium [31] and light hadron [32, 33] production. The average fully coherent energy loss is suppressed by one power of the hard scale, $\Delta E \propto 1/p_\perp$ at $p_\perp \gg M$, making $R_{\text{pA}}(p_\perp)$ a growing function of p_\perp in the rapidity intervals presently discussed. Consequently, the quarkonium p_\perp -spectra prove harder in hA collisions than in hp collisions, thus

⁵In Ref. [19] the exponent $\alpha = 0.3$ was assumed.

leading to a positive ‘nuclear broadening’, $\Delta p_\perp^2|_{\text{FCEL}} > 0$. Unlike quarkonium production, no FCEL is expected in the Drell-Yan channel [34], which may nonetheless be sensitive to initial-state energy loss. These effects, however, prove tiny either when x_F is not too large or at high collision energies [35].

Let us now discuss the role of nPDF effects on nuclear p_\perp -broadening. At large $p_\perp \gtrsim M$, the momentum fraction probed in the nuclear target depends on the transverse momentum of the detected particle, $x_2 = x_2(p_\perp)$. Assuming for simplicity that only one parton species from the nucleus (call it flavour i) dominates the cross section, the p_\perp spectrum in hA collisions may be given by (neglecting here broadening effects)

$$\frac{1}{A} \frac{d\sigma_{\text{hA}}^{\text{nPDF}}(p_\perp)}{dp_\perp} = R_i^A(x_2(p_\perp), Q(p_\perp)) \times \frac{d\sigma_{\text{hp}}(p_\perp)}{dp_\perp}, \quad (2.9)$$

where $R_i^A(x, Q) \equiv f_i^A(x, Q)/A f_i^P(x, Q)$ is the nPDF ratio of parton flavour i in the nucleus A over that in a proton, and the factorization scale Q might itself depend on p_\perp . When R_i^A varies little with p_\perp compared to the weighted spectrum $p_\perp^2 d\sigma_{\text{hp}}/dp_\perp$, the shape of the spectrum is not affected by nPDF corrections but only its magnitude. As a consequence, no net effect of nuclear parton densities on the broadening is expected. This may be the case in the deep shadowing region at very small x_2 , typically $x_2 \lesssim 10^{-4}$, and in the vicinity of the anti-shadowing region, $0.05 \lesssim x_2 \lesssim 0.2$.⁶ In between these two domains, R_i is often a *growing* function of x_2 (and thus of p_\perp), making the particle spectrum harder in hA collisions compared to hp collisions. As a consequence, the sole nPDF effects would lead to a positive contribution to the nuclear broadening, $\Delta p_\perp^2|_{\text{nPDF}} > 0$, if the typical transverse momenta contributing to $\langle p_\perp^2 \rangle$ correspond to these domains in x_2 . Conversely, at larger $x_2 \gtrsim 0.2$, the possible decrease of R_i^A with x_2 due to the EMC effect would lead to softer spectra in hA collisions, leading to a *negative* contribution to the nuclear broadening, $\Delta p_\perp^2|_{\text{nPDF}} < 0$. At fixed-target collision energies, for which $p_\perp \lesssim M$, the momentum fraction depends only mildly on p_\perp , therefore no strong nPDF effects on the broadening are expected.

Quantitative results on the FCEL and nPDF effects to the nuclear broadening are discussed in Appendix A. These prove significantly less than in data, which confirms that the measured nuclear broadening can be mostly attributed to multiple scattering effects, rather than to FCEL or nPDF.

2.5 Data

In the present analysis, all available data on the nuclear broadening of Drell-Yan, J/ψ , and Υ production have been used, from SPS energy ($\sqrt{s} \approx 20$ GeV) to the top LHC energy ($\sqrt{s} = 8.16$ TeV).

⁶Of course these values are indicative as they may vary from one nPDF set to another.

Exp.	Proj.	Target	\sqrt{s} (GeV)	Process	Ref.
NA3	p	Pt	19.4	J/ψ	[36]
	π^-	Pt	16.8/19.4/22.9	J/ψ	
	π^+	Pt	19.4	J/ψ	
NA10	π^-	W	16.2/23.2	DY	[37]
	π^-	W	23.2	J/ψ	
E772	p	Ca, Fe, W	38.7	DY	[38]
	p	Ca, Fe, W	38.7	Υ	
PHENIX	d	Au	200	J/ψ	[39]
ALICE	p	Pb	5020	J/ψ	[40]
LHCb	p	Pb	8160	J/ψ	[41]

Table 2. Data sets included in the present analysis.

The analyzed data sets are summarized in Table 2. At SPS (NA3, NA10), measurements have been performed in π A and pA collisions, which allows for investigating the color charge dependence of J/ψ nuclear broadening; see Table 1. The E772 results performed in pA collisions on different nuclear targets are sensitive to the path-length dependence of both DY and Υ nuclear broadening. Finally, the RHIC and LHC measurements are carried out on a single nuclear target (Au and Pb, respectively) but in different rapidity ranges, thus probing the x_2 dependence of the transport coefficient, as emphasized e.g. in Ref. [14]. In particular, the forward measurements at RHIC ($1.2 < y < 2.2$) and at LHC ($2 < y < 4$, for the LHCb experiment) correspond to data taken at the smallest x_2 values, $x_2 \approx 3 \times 10^{-3}$ and $x_2 \approx 2 \times 10^{-5}$, respectively.

At the LHC, the J/ψ nuclear p_\perp -broadening in minimum bias pA collisions have not been released by the ALICE and LHCb collaborations. The extraction of Δp_\perp^2 from the measurements of the absolute p_\perp -spectra, as well as a new extraction from PHENIX data [39], are detailed in Appendix B.

3 Results

3.1 Scaling

In order to test the above picture, the world data on nuclear transverse momentum broadening of Drell-Yan, J/ψ and Υ production is plotted in Figure 2 as a function of $\mathcal{C} \Delta L/x^\alpha$, see Eq. (2.7). Remarkably, the measurements performed in pA and π A collisions, for different particle species and on a large range of collision energies from

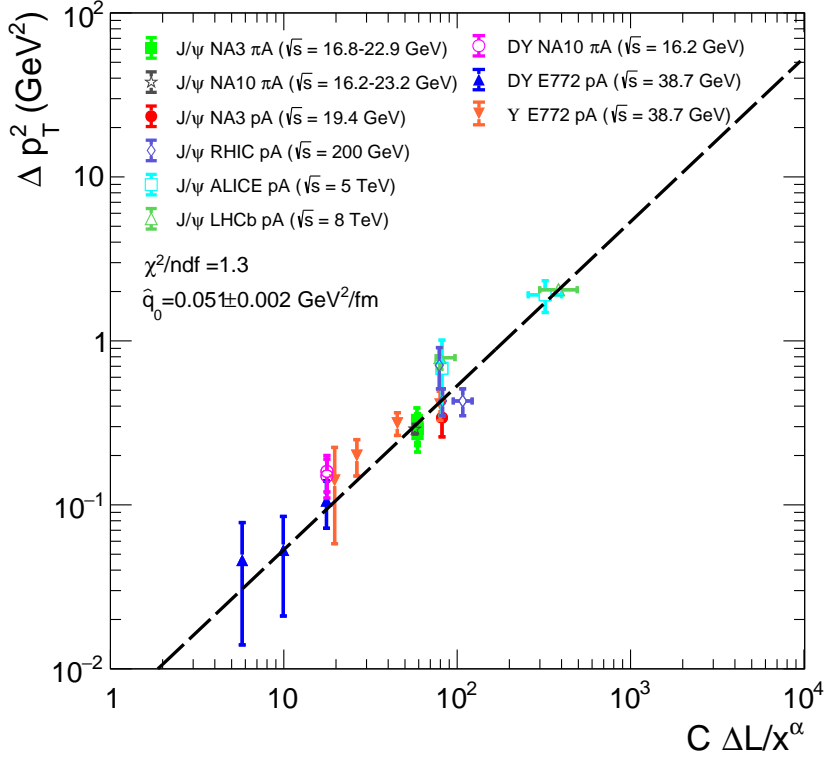


Figure 2. Scaling of the nuclear p_{\perp} -broadening in DY and quarkonium production using the color assumptions in Table 1.

SPS to LHC, exhibit clearly the scaling property. As expected, the lowest values of Δp_{\perp}^2 are obtained in the DY process ($\mathcal{C} = C_F/2$) at low collision energy (hence, larger x_2 for which \hat{q} is lower). On the contrary, the largest broadening is observed for quarkonium production at the LHC, because of both the large color factor ($\mathcal{C} = N_c$) and the small- x_2 rise of the gluon distribution, $\hat{q}(x_2) \propto x_2^{-\alpha}$ at small x_2 .

Let us now discuss the values of the two parameters of the model obtained from the fit to the data. The best fit ($\chi^2/\text{ndf} = 1.3$) leads to the small- x_2 exponent of the transport coefficient $\alpha = 0.25 \pm 0.01$, as can be seen from the χ^2/ndf profile shown as a dotted line in Fig. 3. This value of α proves in very good agreement with the ‘geometrical scaling’ fits of HERA data [42], which is quite remarkable given the different observables. It is also nicely compatible with the increase of the saturation scale deduced from elliptic flow measurements in heavy ion collisions from RHIC to LHC [43]. Recently a study based on the higher-twist framework, aiming at the extraction of the transport coefficient from a global fit of semi-inclusive DIS and pA collisions data led to a slightly smaller exponent, $\hat{q}(x_2) \propto x_2^{-0.17}$ [44].

The absolute value of the transport coefficient obtained from the fit, $\hat{q}_0 = 0.051 \pm 0.002 \text{ GeV}^2/\text{fm}$, coincides with the perturbative estimate by BDMPs in Ref. [12]. It

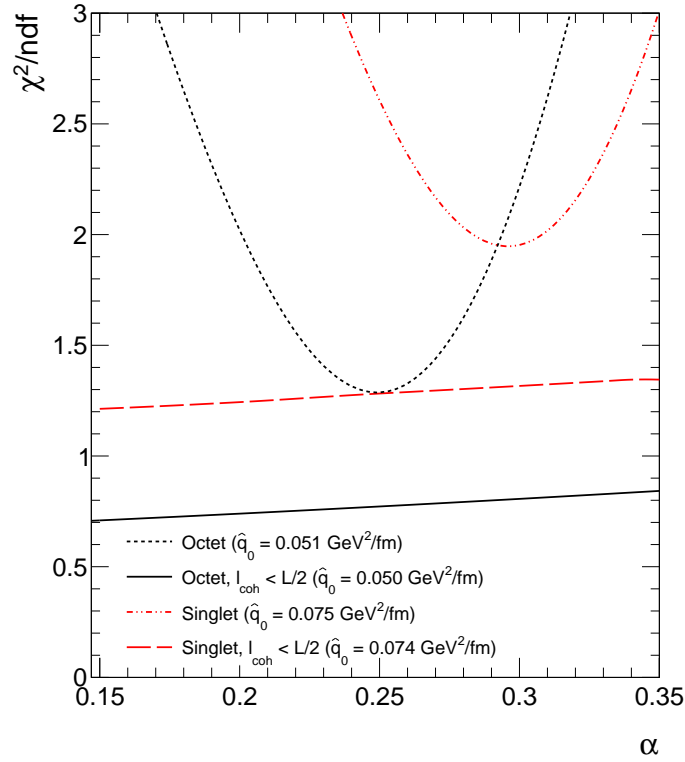


Figure 3. χ^2/ndf profile from the fits to all and low $\ell_{\text{coh}} < L/2$ data, assuming $Q\bar{Q}$ pairs to be produced in a color octet (respectively, dotted and solid) and color singlet (dash-dotted and dashed) state.

is also consistent with estimates from fully coherent energy loss effects [19].⁷ The quoted uncertainties on the two parameters follow from the χ^2 analysis with the strict tolerance criterion of $\Delta\chi^2 = +1$. However, it is clear that these uncertainties should be taken as lower estimates, as other sources of ‘systematic’ uncertainties inherent in the model are likely to affect these results. One such assumption is the value of x at which the transport coefficient is frozen, $x_A = 1/(2m_N L_A)$, see (2.6). Yet motivated on physical grounds by the uncertainty principle, this expression gives at most the magnitude for x_A . Varying x_A by a factor of two with respect to that estimate leads respectively to $\hat{q}_0 = 0.055 \pm 0.002$ GeV²/fm and $\hat{q}_0 = 0.044 \pm 0.001$ GeV²/fm, still with a rather good agreement with data ($\chi^2/\text{ndf} = 1.9$ and $\chi^2/\text{ndf} = 1.4$, respectively), thus leading to an additional uncertainty on \hat{q}_0 of about 10%. It has also been checked that evaluating $\hat{q}(x_2)$ at different values of x_2 , e.g. $x_2 = (M^2 + \langle p_\perp^2 \rangle)^{1/2} / \sqrt{s} \times e^{-y}$ at various $\langle p_\perp^2 \rangle$, affects only marginally (by less than 5%) our results. The largest

⁷The extracted transport coefficient assuming FCEL effects only leads to $\hat{q}_0 = 0.07\text{--}0.09$ GeV²/fm, that is slightly above the present estimate. Note however that when assuming fully coherent energy loss and nuclear parton densities effects, it was found that $\hat{q}_0 = 0.046$ GeV²/fm (with EPS09 [27]) and $\hat{q}_0 = 0.064$ GeV²/fm (with DSSZ [28]).

source of uncertainty on \hat{q}_0 is related to the assumption on the color state of the propagating $Q\bar{Q}$ state; it is discussed more specifically in section 3.3.

It has been pointed out that the broadening may have a different expression at large coherence length for specific QCD processes, typically when the color charge of the incoming parton and that of the outgoing particle differ (e.g. Drell-Yan or color singlet $Q\bar{Q}$ production) while (2.3) should hold at any coherence length in the case of color octet $Q\bar{Q}$ production, as assumed here. Nevertheless, in order to check the consistency of our approach at low and at high energy, a fit to a subset of data at small coherence length has been performed, taking as a criterion $\ell_{\text{coh}} < L/2$ which excludes the LHC J/ψ data and the RHIC J/ψ measurements at mid and forward rapidity. The fit leads to $\hat{q}_0 = 0.050 \pm 0.002 \text{ GeV}^2/\text{fm}$ ($\chi^2/\text{ndf} = 0.8$ with $\alpha = 0.25$), a value which is nicely consistent with results from the full data sets, showing that the RHIC and LHC data do not alter the value extracted from low energy measurements.

High energy data are nevertheless key in order to extract precisely α , the small- x_2 exponent of the transport coefficient. Indeed, at low energy the transport coefficient (2.6) is independent of x_2 and solely depends on $x_A \equiv 1/(2m_N L)$.⁸ Since most of the nuclei involved in this analysis have similar atomic masses hence similar medium lengths ($A \simeq 200$ corresponding to $x_A \simeq 10^{-2}$), the transport coefficient used in the low-energy fit is a constant independent of α , $\hat{q}(x) \simeq \hat{q}_0$. These low-energy data alone are thus unable to constrain the parameter α , as can be seen in Figure 3 (solid line) which shows a rather flat χ^2/ndf profile as a function α . The results of the fits, either to the full data set or to the small- ℓ_{coh} subset of data, are summarized in Table 3.

	Data set	\hat{q}_0 (GeV ² /fm)	α	χ^2/ndf
Color octet	All	0.051 ± 0.002	0.25 ± 0.01	1.3
	$\ell_c < L/2$	0.050 ± 0.002	(0.25)	0.8
Color singlet	All	0.075 ± 0.003	0.30 ± 0.02	2.0
	$\ell_c < L/2$	0.074 ± 0.003	(0.30)	1.3

Table 3. Results of the fits to all and selected ($\ell_c < L/2$) data sets, assuming color octet or color singlet $Q\bar{Q}$ production.

On top of the global fits, the values of \hat{q}_0 have been extracted from each data point using (2.3) and (2.6). Within each experiment, the different values correspond either to different nuclei (E772), different collision energies (NA3, NA10), and to different rapidity bins (PHENIX, ALICE, LHCb), see Table 2. Results plotted in Figure 4 show a remarkable consistency (as could be anticipated from Figure 2), pointing to a common value for the transport coefficient \hat{q}_0 . The weighted average of \hat{q}_0 is also consistent with the estimates above. It is interesting to note that the

⁸Assuming $\ell_{\text{coh}} < L/2$ actually leads to $x_2 > 2x_A$.

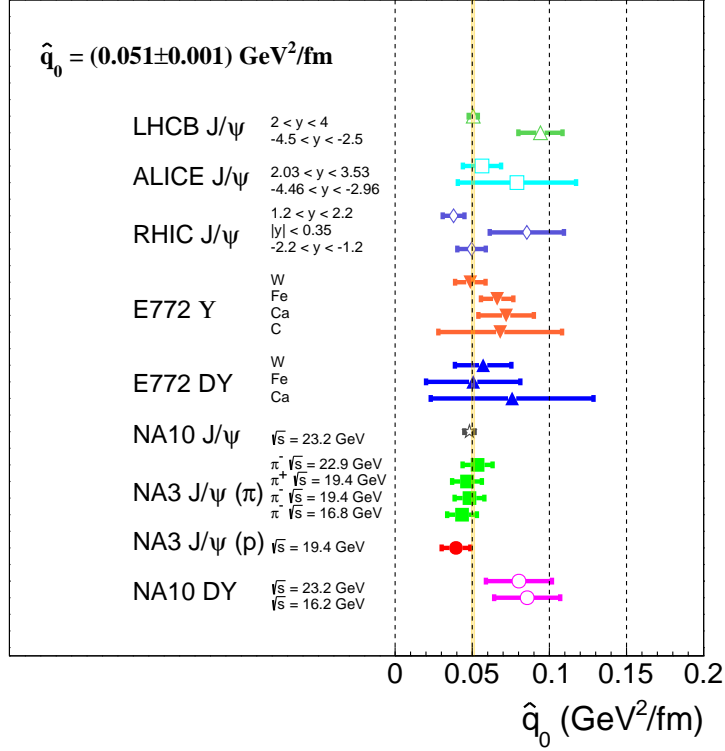


Figure 4. Extracted values of \hat{q}_0 from each measurement of Δp_\perp^2 . Experiments are plotted in descending order of \sqrt{s} energy, data points in ascending order of atomic number (E772) and rapidity (PHENIX, ALICE, LHCb).

Drell-Yan measurements by NA10 lie slightly above the average. The largest tension is observed with the LHCb measurement at backward rapidity ($-4 < y < -2$), which might be partly attributed to FCEL or nPDF effects, as discussed in Appendix A.

3.2 Relationship with the gluon distribution

As discussed in section 2.3, the transport coefficient is directly proportional to the gluon distribution of the nucleus, Eq. (2.5), which led to Eq. (2.6), tested in the previous section. The large range of variation in the value of x , from $x \simeq 2 \times 10^{-2}$ at low collision energy to $x \simeq 2 \times 10^{-5}$ at the LHC at forward rapidity,⁹ makes it possible to check further the relationship between \hat{q} and $xG(x)$ by comparing data to actual proton PDF sets. From (2.5), the broadening reads

$$\Delta p_\perp^2 \propto \mathcal{C} \alpha_s(Q^2) [xG(x, Q^2)L_A - x'G(x', Q^2)L_p] \equiv \mathcal{C} \alpha_s \Delta(xGL), \quad (3.1)$$

where the proportionality constant is related to \hat{q}_0 which is now the only parameter, and $x' \equiv \min(x_p, x_2)$. As mentioned in section 3.2, the scale Q^2 appearing in (3.1)

⁹Note, however, that most of the data points at low collision energies correspond to similar values of x , $x = x_A$, see (2.6).

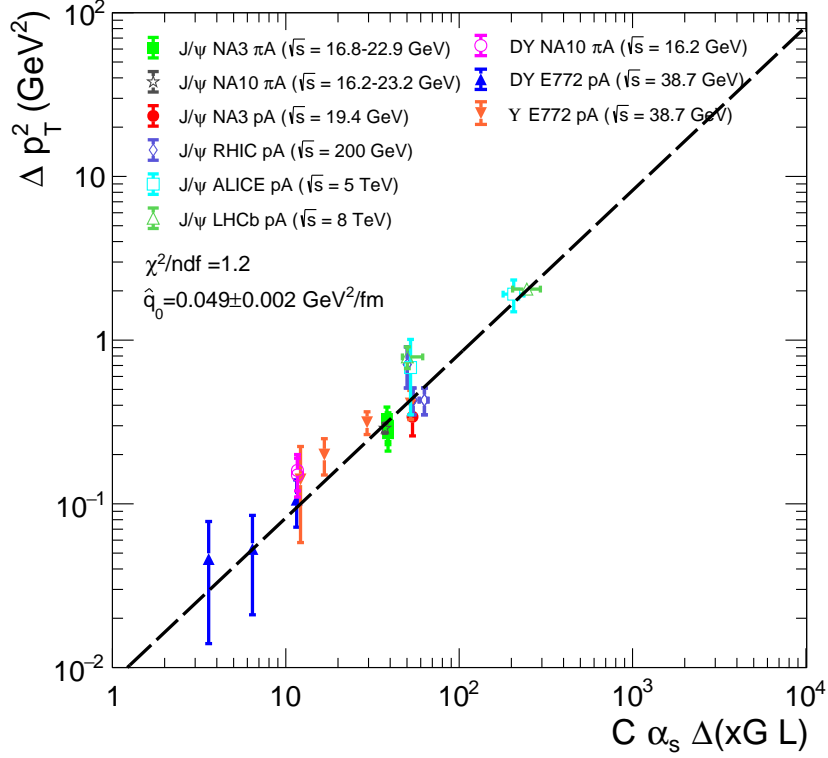


Figure 5. Scaling of the nuclear p_{\perp} -broadening in DY and quarkonium production using the CT14 LO gluon distribution.

is expected to be of the order of the broadening itself, $Q^2 = \lambda \Delta p_{\perp}^2$ with $\lambda = \mathcal{O}(1)$. At such semi-hard scales (look at Figure 2, in which most data points lie below $\Delta p_{\perp}^2 \lesssim 1 \text{ GeV}^2$), parton densities are not defined and Q^2 should be frozen at the input scale, $Q^2 = \min(Q_0^2, \lambda \Delta p_{\perp}^2)$ defined in the global fit analysis (typically, $Q_0^2 \sim 1\text{--}2 \text{ GeV}^2$).

The fit has been performed using the leading-order¹⁰ CT14 PDF set [45]. A bit surprisingly, the choice $\lambda = 1$ leads to a rather poor agreement with data. Due to the quasi-absence of QCD evolution from Q_0^2 to Δp_{\perp}^2 , the gluon distribution does not rise sufficiently at small x to account for the measurements. Better agreement is nevertheless found for larger values of λ , e.g. $\lambda \simeq 2.5$ ($\chi^2/\text{ndf} = 1.2$) as can be seen in Figure 5 which compares data and the assumption (3.1). Moreover the obtained value for the transport coefficient at $x = 10^{-2}$, $\hat{q}_0 = 0.049 \pm 0.002 \text{ GeV}^2/\text{fm}$, is compatible with our previous estimate based on a simpler model for the gluon distribution.

¹⁰The choice of a LO PDF is consistent with the leading-order relationship between the broadening and the transport coefficient, Eq. (2.5).

3.3 Color singlet production

The present lack of understanding regarding the production process of quarkonium states makes it difficult to predict the nuclear broadening of J/ψ and Υ states. It has been assumed in this analysis that the $Q\bar{Q}$ pair neutralizes its color on a long timescale, as in the CEM or NRQCD, and for which Eq. (2.3) appears appropriate at both low and high energies. In this section, we shall assume that $Q\bar{Q}$ states turn color singlet on a short timescale, in the spirit of the color singlet model (CSM). In the CSM, the leading order process for quarkonium production is gluon fusion, thus leading to the color factor $\mathcal{C} = N_c/2$ in both pA and π A collisions¹¹ (see Table 1).

As Eq. (2.3) may not hold at large coherence length in the case of color singlet $Q\bar{Q}$ production, we first compare the model expectations to the DY and quarkonium data at small coherence length, $\ell_{\text{coh}} < L/2$. The fit of this subset of data leads to a transport coefficient $\hat{q}_0 = 0.074 \pm 0.003 \text{ GeV}^2/\text{fm}$ ($\chi^2/\text{ndf} = 1.3$ at $\alpha = 0.30$). Without much surprise, the transport coefficient extracted assuming color singlet $Q\bar{Q}$ production proves somewhat larger than assuming color octet $Q\bar{Q}$ pairs, in order to compensate for the smaller color factor, see Table 1. As in the case of color octet $Q\bar{Q}$ production, these low energy data alone do not allow for the determination of the small- x_2 exponent α ; see the flattish χ^2/ndf profile in Fig. 3 (dashed line). For completeness, a fit of the full data set has been performed under the color singlet assumption. The fits leads to $\hat{q}_0 = 0.075 \pm 0.003 \text{ GeV}^2/\text{fm}$ (however with a rather large $\chi^2/\text{ndf} = 2.0$), which is also consistent with the value obtained from low energy data. The use of the whole data set now allow for a precise extraction of α , $\alpha = 0.30 \pm 0.02$ (Figure 3, dash-dotted line). Interestingly, this estimate is comparable in magnitude with our earlier result assuming color octet $Q\bar{Q}$ states, and also compatible with small- x deep inelastic scattering data [42]. This result should however be taken with care as Eq. (2.3) may not be valid at high energy in the case of color singlet production.

4 Conclusion

The transverse momentum nuclear broadening of Drell-Yan lepton pair and quarkonium production has been investigated systematically, for different nuclear targets and different systems (pA and π A collisions), from SPS to LHC energy. Within a model that includes respectively the dependence on the medium length, the process-dependent color factors, and the x dependence of the transport coefficient (or equivalently that of the saturation scale), a simple scaling is expected and is observed in the data.

¹¹In CEM and NRQCD, gluon fusion and quark-antiquark annihilation processes occur at the same order in the perturbative expansion, but parton distributions favor the former in pA collisions and the latter in π A collisions, see discussion in section 2.2.

This allows for the determination of the transport coefficient of cold nuclear matter at $x = 10^{-2}$, $\hat{q}_0 = 0.051 \text{ GeV}^2/\text{fm}$, with a systematic uncertainty estimated to be 10%. Moreover, the best fit to data points to the x -dependence, $\hat{q}(x) \sim x^{-0.25}$. This would correspond to a saturation scale in a large nucleus (either Au or Pb) of $Q_s = 0.7 \text{ GeV}$ at RHIC at mid-rapidity and $Q_s = 1.1 \text{ GeV}$ at LHC at mid-rapidity (using here $x_2 \simeq M_{J/\psi}/\sqrt{s}$). The relation expected in perturbative QCD between the transport coefficient and the gluon distribution in a proton is explored further using CT14 LO gluon distribution. Good agreement is reported provided the hard scale entering $xG(x, Q^2)$ and $\alpha_s(Q^2)$ is $Q^2 \simeq 2.5 \Delta p_\perp^2$, that is slightly above the BDMPS prescription $Q^2 = \Delta p_\perp^2$ [12]. The analysis has also been carried out assuming that $Q\bar{Q}$ pairs turn color singlet on a short timescale. In this case, the full dataset would favor a naturally larger transport coefficient, $\hat{q}_0 = 0.075 \text{ GeV}^2/\text{fm}$, albeit with a similar small- x exponent, $\alpha = 0.3$.

The present picture could be further tested with additional measurements. At the LHC, Drell-Yan data at backward/forward rapidity by LHCb and at midrapidity by ATLAS and CMS would be extremely valuable. These data would shed light on the DY broadening at small values of x_2 , that is when the coherence length for the hard process is significantly larger than the medium length (the RHIC forward DY data may also be important in this respect [20]). In addition, at lower energy, the simultaneous measurement of DY and J/ψ nuclear broadening in πA collisions at forward rapidity by the COMPASS experiment [46], or in pA collisions at backward rapidity by the LHCb-SMOG experiment [47, 48], should also bring essential information on the value of the transport coefficient as well as on quarkonium formation dynamics.

A FCEL and nPDF effects on Δp_\perp^2

The effects of FCEL and nPDF on the shape of J/ψ p_\perp -spectra in pA collisions, hence on the nuclear broadening Δp_\perp^2 , are investigated. Neglecting multiple scattering and focusing on the sole FCEL/nPDF effects, the cross section in pA collisions can be modelled as (see section 2.4),

$$\begin{aligned} \frac{1}{A} \frac{d\sigma_{\text{pA}}^{\text{FCEL}}(p_\perp, y)}{dp_\perp dy} &= R_{\text{pA}}^{\text{FCEL}}(p_\perp, y) \times \frac{d\sigma_{\text{pp}}(p_\perp, y)}{dp_\perp dy}, \\ \frac{1}{A} \frac{d\sigma_{\text{pA}}^{\text{nPDF}}(p_\perp, y)}{dp_\perp dy} &= R_g^A \left(x_2 = \frac{M_\perp + p_\perp}{\sqrt{s}} e^{-y}, Q = M_\perp + p_\perp \right) \times \frac{d\sigma_{\text{pp}}(p_\perp, y)}{dp_\perp dy}. \end{aligned} \quad (\text{A.1})$$

The FCEL quarkonium nuclear production ratio $R_{\text{pA}}^{\text{FCEL}}$ is computed from Ref. [19], while the gluon nPDF ratio R_g^A is given by EPPS16 [29]. The choice made here for x_2 and Q that enter R_g^A interpolates between the $2 \rightarrow 1$ and $2 \rightarrow 2$ kinematics expected at low and high p_\perp . The double differential J/ψ production cross section

in pp collisions is parametrized as

$$\frac{d\sigma_{\text{pp}}(p_{\perp}, y)}{dy dp_{\perp}} \propto p_{\perp} \times \left(\frac{p_0^2}{p_0^2 + p_{\perp}^2} \right)^m \times \left(1 - \frac{2M_{\perp}}{\sqrt{s}} \cosh y \right)^n, \quad (\text{A.2})$$

where the values of the parameters \mathcal{N} , n , m and p_0 were extracted from $\sqrt{s} = 200$ GeV and $\sqrt{s} = 7$ TeV data in Ref. [31]. Using the spectrum (A.2) in (A.1) allows for computing $\Delta p_{\perp}^2|_{\text{FCEL}}$ and $\Delta p_{\perp}^2|_{\text{nPDF}}$. Calculations are performed at RHIC and at LHC ($\sqrt{s} = 8.16$ TeV), in the rapidity acceptance of the PHENIX experiment ($1.2 < |y| < 2.2$ and $|y| < 0.35$) and the LHCb experiment ($-4.5 < y < -2.5$ and $2 < y < 4$), respectively.¹²

Results are summarized in Table 4. At RHIC, the values of Δp_{\perp}^2 due to FCEL are small, $\Delta p_{\perp}^2|_{\text{FCEL}} = 0.1$ GeV² in all rapidity bins. At the LHC, FCEL alone leads to transverse momentum broadening ranging from $\Delta p_{\perp}^2 = 0.2$ GeV² at backward rapidity ($y = -3.5$) to $\Delta p_{\perp}^2 = 0.5$ – 0.6 GeV² at forward rapidity ($y = 3$), consistent with the fact that FCEL effects are more pronounced in the proton fragmentation region. The quoted uncertainties arise from the variation of the transport coefficient from $\hat{q}_0 = 0.050$ to $\hat{q}_0 = 0.075$ GeV²/fm, consistently with the results obtained in this analysis.

Let us now comment on the nPDF effects. At RHIC, the nPDF contribution to Δp_{\perp}^2 at backward rapidity is slightly negative as the region between anti-shadowing and the EMC effect softens p_{\perp} -spectra in pA collisions with respect to pp collisions (see discussion in section 2.4). The quoted uncertainty is determined after the variation of all EPPS16 nuclear member sets. At mid-rapidity and at forward rapidity, $\Delta p_{\perp}^2|_{\text{nPDF}}$ is positive in the two rapidity bins ($0.1 < \Delta p_{\perp}^2|_{\text{nPDF}} < 0.4$ GeV²). At LHC, the values of Δp_{\perp}^2 range from $\Delta p_{\perp}^2 = 0.1$ to $\Delta p_{\perp}^2 = 0.6$ GeV² at backward rapidity and from $\Delta p_{\perp}^2 = 0.1$ to $\Delta p_{\perp}^2 = 0.7$ GeV² at forward rapidity, with a significant correlation observed for each EPPS16 member set between the two rapidity intervals (correlation coefficient of 0.7).

Experiment	System	y range	$\Delta p_{\perp}^2 _{\text{FCEL}}$ (GeV ²)	$\Delta p_{\perp}^2 _{\text{nPDF}}$ (GeV ²)
PHENIX	dAu	$-2.2 < y < -1.2$	0.1	[-0.2 ; 0]
	dAu	$ y < 0.35$	0.1	[0.1 ; 0.4]
	dAu	$1.2 < y < 2.2$	0.1	[0.1 ; 0.4]
LHCb	pPb	$-4.5 < y < -2.5$	0.2	[0.1 ; 0.6]
	pPb	$2 < y < 4$	[0.5 ; 0.6]	[0.1 ; 0.7]

Table 4. Calculation of $\Delta p_{\perp}^2|_{\text{FCEL}}$ and $\Delta p_{\perp}^2|_{\text{nPDF}}$ at RHIC and LHC.

Although they might play a role on the values of Δp_{\perp}^2 , this study reveals that both FCEL and nPDF effects appear to be small (yet with a large uncertainty in

¹²In the case of FCEL calculations, $R_{\text{pA}}^{\text{FCEL}}$ is computed in the median of each rapidity bin.

the latter case) compared to the values observed in data, suggesting that multiple scattering is the leading effect, as assumed throughout the present analysis.

B Extraction of Δp_\perp^2 at RHIC and LHC

In practice, the average transverse momentum squared defined as

$$\langle p_\perp^2 \rangle = \int_0^\infty dp_\perp p_\perp^2 \frac{d\sigma}{dp_\perp} \bigg/ \int_0^\infty dp_\perp \frac{d\sigma}{dp_\perp}, \quad (\text{B.1})$$

cannot be extracted from data. Instead, $\langle p_\perp^2 \rangle$ is often determined from the sum over the experimental bins (with lower and upper edges, p_\perp^{i-1} and p_\perp^i),

$$\langle p_\perp^2 \rangle_{\text{bins}} = \sum_{i=1}^{N_{\text{bins}}} (p_\perp^i - p_\perp^{i-1}) \times (\hat{p}_\perp^i)^2 \frac{d\sigma^i}{dp_\perp} \bigg/ \sum_{i=1}^{N_{\text{bins}}} (p_\perp^i - p_\perp^{i-1}) \times \frac{d\sigma^i}{dp_\perp}, \quad (\text{B.2})$$

taken as an approximation of Eq. (B.1). This latter expression has however two drawbacks. When the bins are too wide, as is often the case at large p_\perp , the typical \hat{p}_\perp^i value at which the transverse momentum should be evaluated in the bin $[p_\perp^{i-1}, p_\perp^i]$, for instance the average or the median in that bin, may significantly affect the value of $\langle p_\perp^2 \rangle_{\text{bins}}$. In addition, Eq. (B.2) should be used only when the highest p_\perp value reached in the experiment, $p_\perp^{\text{max}} = p_\perp^{N_{\text{bins}}}$, is large enough so that $\langle p_\perp^2 \rangle_{\text{bins}}$ is independent of this upper cutoff, within the experimental uncertainty.

Whenever available, we use in the present article the values of Δp_\perp^2 published in the experimental analyses. This is the case of all fixed-target experiments. The specific case of PHENIX data is specifically discussed hereafter. At the LHC the values of Δp_\perp^2 in minimum bias pPb collisions have not been published, neither by ALICE nor by LHCb. The extraction of Δp_\perp^2 from these data is discussed below.

PHENIX – The PHENIX experiment published $\langle p_\perp^2 \rangle$ values for J/ψ production in pp and dAu collisions at $\sqrt{s} = 200$ GeV in different rapidity bins [39]. Using the absolute cross sections measured in pp and dAu collisions [39, 49], we have checked that the broadening values quoted in [39] can be recovered when using the median transverse momentum, $\hat{p}_\perp^i = (p_\perp^{i-1} + p_\perp^i)/2$, in Eq. (B.2). However, because of the wide experimental bins at large p_\perp , the values of $\langle p_\perp^2 \rangle_{\text{bins}}$ in pp and dAu collisions, hence the nuclear broadening Δp_\perp^2 , is significantly affected when replacing the median by the *average* transverse momentum in each bin¹³ in Eq. (B.2). In order to circumvent the drawbacks of using Eq. (B.2), data have been fitted using the so-called Kaplan distribution,

$$\frac{d\sigma_{\text{fit}}(p_\perp)}{p_\perp dp_\perp} = \mathcal{N} \left(\frac{p_0^2}{p_0^2 + p_\perp^2} \right)^m \quad (\text{B.3})$$

¹³This value is not given in [39] but was estimated using the fit (B.3) in each bin.

Experiment	y range	Δp_{\perp}^2 (GeV ²)
PHENIX	$-2.2 < y < -1.2$	0.43 ± 0.08
	$ y < 0.35$	0.71 ± 0.20
	$1.2 < y < 2.2$	0.43 ± 0.08
LHCb	$-4.5 < y < -2.5$	0.79 ± 0.12
	$2 < y < 4$	2.05 ± 0.12
ALICE	$-4.46 < y < -2.96$	0.68 ± 0.33
	$2.03 < y < 3.53$	1.91 ± 0.42

Table 5. Determination of Δp_{\perp}^2 from PHENIX, LHCb and ALICE measurements.

named after Ref. [50]. Once the parameters m and p_0 are known (the parameter \mathcal{N} is irrelevant when computing $\langle p_{\perp}^2 \rangle$), the value of Δp_{\perp}^2 can be determined using the proper definition Eq. (B.1).

LHCb – The same procedure, namely using (B.3) in (B.2), is applied to J/ψ production cross sections measured by LHCb in pp and pPb collisions at $\sqrt{s} = 8.16$ TeV [41].

ALICE – The ALICE experiment has released the values of Δp_{\perp}^2 for J/ψ production in pPb (and pp) collisions at $\sqrt{s} = 5.02$ TeV [40] in different centrality bins. Here the weighted average over the N centrality bins has been carried out,

$$\langle p_{\perp}^2 \rangle_{\text{pb}} = \sum_c \langle p_{\perp}^2 \rangle_c \sigma_c / \sum_c \sigma_c \quad (\text{B.4})$$

where σ_c are the measured p_{\perp} -integrated J/ψ production cross section in each centrality bin.

The values of Δp_{\perp}^2 extracted from PHENIX, LHCb and ALICE are given in Table 5.

Acknowledgments

We would like to thank Stéphane Peigné and Stéphane Platchkov for useful comments and discussions. This work is funded by “Agence Nationale de la Recherche” under grant COLDLOSS (ANR-18-CE31-0024-02).

References

- [1] A. Majumder and M. Van Leeuwen, *The Theory and Phenomenology of Perturbative QCD Based Jet Quenching*, *Prog. Part. Nucl. Phys.* **66** (2011) 41 [1002.2206].

- [2] Y. Mehtar-Tani, J. G. Milhano and K. Tywoniuk, *Jet physics in heavy-ion collisions*, *Int. J. Mod. Phys. A* **28** (2013) 1340013 [[1302.2579](#)].
- [3] N. Armesto and E. Scomparin, *Heavy-ion collisions at the Large Hadron Collider: a review of the results from Run 1*, *Eur. Phys. J. Plus* **131** (2016) 52 [[1511.02151](#)].
- [4] G.-Y. Qin and X.-N. Wang, *Jet quenching in high-energy heavy-ion collisions*, *Int. J. Mod. Phys. E* **24** (2015) 1530014 [[1511.00790](#)].
- [5] **ALICE** Collaboration, J. Adam et al., *Measurement of dijet k_T in pPb collisions at $\sqrt{s_{NN}}=5.02$ TeV*, *Phys. Lett. B* **746** (2015) 385 [[1503.03050](#)].
- [6] **ATLAS** Collaboration, M. Aaboud et al., *Dijet azimuthal correlations and conditional yields in pp and pPb collisions at $\sqrt{s_{NN}} = 5.02$ TeV with the ATLAS detector*, *Phys. Rev. C* **100** (2019) 034903 [[1901.10440](#)].
- [7] D. Kharzeev, E. Levin and L. McLerran, *Jet azimuthal correlations and parton saturation in the color glass condensate*, *Nucl. Phys. A* **748** (2005) 627 [[hep-ph/0403271](#)].
- [8] F. Dominguez, C. Marquet, B.-W. Xiao and F. Yuan, *Universality of Unintegrated Gluon Distributions at small x* , *Phys. Rev. D* **83** (2011) 105005 [[1101.0715](#)].
- [9] A. H. Mueller, B. Wu, B.-W. Xiao and F. Yuan, *Probing Transverse Momentum Broadening in Heavy Ion Collisions*, *Phys. Lett. B* **763** (2016) 208 [[1604.04250](#)].
- [10] A. van Hameren, P. Kotko, K. Kutak and S. Sapeta, *Broadening and saturation effects in dijet azimuthal correlations in p-p and p-Pb collisions at $\sqrt{s} = 5.02$ TeV*, *Phys. Lett. B* **795** (2019) 511 [[1903.01361](#)].
- [11] A. H. Mueller, B. Wu, B.-W. Xiao and F. Yuan, *Medium Induced Transverse Momentum Broadening in Hard Processes*, *Phys. Rev. D* **95** (2017) 034007 [[1608.07339](#)].
- [12] R. Baier, Y. L. Dokshitzer, A. H. Mueller, S. Peigné and D. Schiff, *Radiative energy loss and p_\perp broadening of high energy partons in nuclei*, *Nucl. Phys. B* **484** (1997) 265 [[hep-ph/9608322](#)].
- [13] B. Z. Kopeliovich, I. K. Potashnikova and I. Schmidt, *Measuring the saturation scale in nuclei*, *Phys. Rev. C* **81** (2010) 035204 [[1001.4281](#)].
- [14] F. O. Durães, A. V. Giannini, V. P. Goncalves and F. S. Navarra, *Rapidity dependence of the average transverse momentum in hadronic collisions*, *Phys. Rev. C* **94** (2016) 024917 [[1510.04737](#)].
- [15] E. Iancu, *The non-linear evolution of jet quenching*, *JHEP* **10** (2014) 095 [[1403.1996](#)].
- [16] J.-P. Blaizot and Y. Mehtar-Tani, *Renormalization of the jet-quenching parameter*, *Nucl. Phys. A* **929** (2014) 202 [[1403.2323](#)].
- [17] F. Cougoulic and S. Peigné, *Nuclear p_\perp -broadening of an energetic parton pair*, *Journal of High Energy Physics* **2018** (2018) .

- [18] F. Arleo and S. Peigné, *J/ψ suppression in pA collisions from parton energy loss in cold QCD matter*, *Phys. Rev. Lett.* **109** (2012) 122301 [[1204.4609](#)].
- [19] F. Arleo and S. Peigné, *Heavy-quarkonium suppression in pA collisions from parton energy loss in cold QCD matter*, *JHEP* **03** (2013) 122 [[1212.0434](#)].
- [20] **PHENIX** Collaboration, Y. H. Leung, *PHENIX measurements of charm, bottom, and Drell-Yan via dimuons in pp and pAu collisions at $\sqrt{s_{NN}} = 200$ GeV*, *PoS HardProbes2018* (2018) 160.
- [21] R. Vogt, *The x_F dependence of ψ and Drell-Yan production*, *Phys. Rev.* **C61** (2000) 035203 [[hep-ph/9907317](#)].
- [22] P. C. Barry, N. Sato, W. Melnitchouk and C.-R. Ji, *First Monte Carlo Global QCD Analysis of Pion Parton Distributions*, *Phys. Rev. Lett.* **121** (2018) 152001 [[1804.01965](#)].
- [23] F. Arleo, S. Peigné and T. Sami, *Revisiting scaling properties of medium-induced gluon radiation*, *Phys. Rev.* **D83** (2011) 114036 [[1006.0818](#)].
- [24] F. Arleo, R. Kolevatonov and S. Peigné, *Coherent medium-induced gluon radiation in hard forward $1 \rightarrow 1$ partonic processes*, *Phys. Rev.* **D93** (2016) 014006 [[1402.1671](#)].
- [25] S. Peigné and R. Kolevatonov, *Medium-induced soft gluon radiation in forward dijet production in relativistic proton-nucleus collisions*, *JHEP* **01** (2015) 141 [[1405.4241](#)].
- [26] N. Armesto, *Nuclear shadowing*, *J. Phys.* **G32** (2006) R367 [[hep-ph/0604108](#)].
- [27] K. J. Eskola, H. Paukkunen and C. A. Salgado, *EPS09 - a New Generation of NLO and LO Nuclear Parton Distribution Functions*, *JHEP* **04** (2009) 065 [[0902.4154](#)].
- [28] D. de Florian, R. Sassot, P. Zurita and M. Stratmann, *Global Analysis of Nuclear Parton Distributions*, *Phys. Rev.* **D85** (2012) 074028 [[1112.6324](#)].
- [29] K. J. Eskola, P. Paakkinen, H. Paukkunen and C. A. Salgado, *EPPS16: Nuclear parton distributions with LHC data*, *Eur. Phys. J.* **C77** (2017) 163 [[1612.05741](#)].
- [30] K. Kovarik et al., *nCTEQ15 - Global analysis of nuclear parton distributions with uncertainties in the CTEQ framework*, *Phys. Rev.* **D93** (2016) 085037 [[1509.00792](#)].
- [31] F. Arleo, R. Kolevatonov, S. Peigné and M. Rustamova, *Centrality and p_\perp dependence of J/ψ suppression in proton-nucleus collisions from parton energy loss*, *JHEP* **05** (2013) 155 [[1304.0901](#)].
- [32] F. Arleo and S. Peigné, *Quenching of light hadron spectra in pA collisions from fully coherent energy loss*, [2003.01987](#).
- [33] F. Arleo, F. Cougoulic and S. Peigné, *Fully coherent energy loss effects on light hadron production in pA collisions*, [2003.06337](#).
- [34] F. Arleo and S. Peigné, *Disentangling Shadowing from Coherent Energy Loss using the Drell-Yan Process*, *Phys. Rev.* **D95** (2017) 011502 [[1512.01794](#)].
- [35] F. Arleo, C.-J. Naïm and S. Platchkov, *Initial-state energy loss in cold QCD matter and the Drell-Yan process*, *JHEP* **01** (2019) 129 [[1810.05120](#)].

- [36] **NA3** Collaboration, J. Badier et al., *Experimental J/ψ Hadronic Production from 150 GeV/c to 280 GeV/c*, *Z. Phys.* **C20** (1983) 101.
- [37] **NA10** Collaboration, P. Bordalo et al., *Observation of a nuclear dependence of the transverse momentum distribution of massive muon pairs produced in hadronic collisions*, *Phys. Lett.* **B193** (1987) 373.
- [38] P. L. McGaughey, J. M. Moss and J. C. Peng, *High-energy hadron induced dilepton production from nucleons and nuclei*, *Ann. Rev. Nucl. Part. Sci.* **49** (1999) 217 [[hep-ph/9905409](#)].
- [39] **PHENIX** Collaboration, A. Adare et al., *Transverse-Momentum Dependence of the J/ψ Nuclear Modification in dAu Collisions at $\sqrt{s_{NN}} = 200$ GeV*, *Phys. Rev.* **C87** (2013) 034904 [[1204.0777](#)].
- [40] **ALICE** Collaboration, J. Adam et al., *Centrality dependence of inclusive J/ψ production in p-Pb collisions at $\sqrt{s_{NN}} = 5.02$ TeV*, *JHEP* **11** (2015) 127 [[1506.08808](#)].
- [41] **LHCb** Collaboration, R. Aaij et al., *Prompt and nonprompt J/ψ production and nuclear modification in pPb collisions at $\sqrt{s_{NN}} = 8.16$ TeV*, *Phys. Lett.* **B774** (2017) 159 [[1706.07122](#)].
- [42] K. J. Golec-Biernat and M. Wusthoff, *Saturation in diffractive deep inelastic scattering*, *Phys. Rev.* **D60** (1999) 114023 [[hep-ph/9903358](#)].
- [43] G. Giacalone, P. Guerrero-Rodríguez, M. Luzum, C. Marquet and J.-Y. Ollitrault, *Fluctuations in heavy-ion collisions generated by QCD interactions in the color glass condensate effective theory*, *Phys. Rev. C* **100** (2019) 024905 [[1902.07168](#)].
- [44] P. Ru, Z.-B. Kang, E. Wang, H. Xing and B.-W. Zhang, *A global extraction of the jet transport coefficient in cold nuclear matter*, [1907.11808](#).
- [45] **CT14** Collaboration, S. Dulat, T.-J. Hou, J. Gao, M. Guzzi, J. Huston, P. Nadolsky et al., *New parton distribution functions from a global analysis of quantum chromodynamics*, *Phys. Rev.* **D93** (2016) 033006 [[1506.07443](#)].
- [46] **COMPASS** Collaboration, M. Aghasyan et al., *First measurement of transverse-spin-dependent azimuthal asymmetries in the Drell-Yan process*, *Phys. Rev. Lett.* **119** (2017) 112002 [[1704.00488](#)].
- [47] A. Bursche, H. P. Dembinski, P. Di Nezza, M. Ferro-Luzzi, F. Fleuret, G. Graziani et al., *Physics opportunities with the fixed-target program of the LHCb experiment using an unpolarized gas target*, Tech. Rep. LHCb-PUB-2018-015. CERN-LHCb-PUB-2018-015, CERN, Geneva, Dec, 2018.
- [48] **LHCb** Collaboration, R. Aaij et al., *First Measurement of Charm Production in its Fixed-Target Configuration at the LHC*, *Phys. Rev. Lett.* **122** (2019) 132002 [[1810.07907](#)].
- [49] **PHENIX** Collaboration, A. Adare et al., *Ground and excited charmonium state*

production in pp collisions at $\sqrt{s} = 200$ GeV, *Phys. Rev.* **D85** (2012) 092004 [[1105.1966](#)].

- [50] D. M. Kaplan et al., *Study of the High Mass Dimuon Continuum in 400-GeV Proton-Nucleus Collisions*, *Phys. Rev. Lett.* **40** (1978) 435.