

THE ASYMPTOTIC DISTRIBUTION OF MODULARITY IN WEIGHTED SIGNED NETWORKS

Rong Ma and Ian Barnett

Department of Biostatistics, Epidemiology and Informatics
University of Pennsylvania
Philadelphia, PA 19104

Abstract

Modularity is a popular metric for quantifying the degree of community structure within a network. The distribution of the largest eigenvalue of a network's edge weight or adjacency matrix is well studied and is frequently used as a substitute for modularity when performing statistical inference. However, we show that the largest eigenvalue and modularity are asymptotically uncorrelated, which suggests the need for inference directly on modularity itself when the network size is large. To this end, we derive the asymptotic distributions of modularity in the case where the network's edge weight matrix belongs to the Gaussian Orthogonal Ensemble, and study the statistical power of the corresponding test for community structure under some alternative model. We empirically explore universality extensions of the limiting distribution and demonstrate the accuracy of these asymptotic distributions through type I error simulations. We also compare the empirical powers of the modularity based tests with some existing methods. Our method is then used to test for the presence of community structure in two real data applications.

KEY WORDS: Modularity; Asymptotic distribution; Community detection; Network data analysis

1 Introduction

Many scientific and social systems are composed of large numbers of interacting elements. These systems can be conceptualized as networks where nodes represent elements in the system and network edges represent interactions between elements. Networks appear consistently across scientific domains, ranging from protein interaction networks within a living cell to social networks of people communicating within society (Wasserman and Faust, 1994; Boccaletti et al., 2006). Networks

frequently divide into communities, or groups of nodes that cluster together. Detecting these network communities is a well-studied problem, with the most popular methods revolving around the maximization of a function known as modularity over all possible partitions of the network into communities (Newman and Girvan, 2004; Newman, 2006a,b; Good et al., 2010; Chen et al., 2014). For most moderately large networks, enumerating all possible divisions into communities to find the maximum is not feasible. Many methods have been developed that aim to find optimal or near-optimal solutions with low computational complexity (Agarwal and Kempe, 2008; Lancichinetti and Fortunato, 2009).

One of the most well-known approaches for identifying network community structure is the spectral approach proposed by Newman (2006a,b). If we consider an undirected random graph $G(E, V)$ where $|V| = n$, whose signed edge weight matrix is W_G , we define its modularity using the Newman-Girvan definition as:

$$Q(G) = \text{sgn}(u_1^\top) W_G \text{sgn}(u_1) \quad (1)$$

where $u_1 \in \mathbb{R}^n$ is the eigenvector corresponding to the largest eigenvalue, $\lambda_1(W_G)$, of W_G and $\text{sgn}(u_1) \in \{0, \pm 1\}^n$ is the vector of signs of u_1 . Since by definition $Q(G)$ only depends on the weight matrix W_G , throughout the paper we will not distinguish $Q(G)$ and $Q(W_G)$. In this setting, a common choice of null model considers W to be a Wigner matrix. In addition, the treatment of networks with signed weights is distinct from networks with positive weights with respect to modularity. For example, Traag and Bruggeman (2009) considered community detection in complex networks with positive and negative links using a generalized Potts model.

Although modularity is frequently used, interpreting modularity tends to be a subjective exercise, most frequently done without the aid of statistical inference. In cases where inference is performed, simulation from some assumed null distribution is required (Dwyer et al., 2014; Rizkallah et al., 2016; Telesford et al., 2016; Lichoti et al., 2016; Springer et al., 2017; Zhang and Chen, 2016). For very large networks, simulation of the null distribution is not computationally feasible. Because of this, some have looked towards analytical and asymptotic inference solutions based on the spectral decomposition:

$$Q(G) = \sum_{i=1}^n \lambda_i(W_G) \{\text{sgn}(u_1^\top) u_i\}^2, \quad (2)$$

where $u_i \in \mathbb{R}^n$ is eigenvector corresponding to the i th largest eigenvalue $\lambda_i(W_G)$. Because λ_1 has a disproportionately large role in $Q(G)$ and because $\lambda_1(W_G)$ frequently can be well-modeled by a Tracy-Widom distribution (Tracy and Widom, 1994) for general Wigner matrices (Tao and Vu, 2011), there are some methods that use λ_1 as a proxy for $Q(G)$ when performing inference (Bickel and Sarkar, 2016; Lei, 2016). While approximating modularity with λ_1 is a tempting alternative,

as we will show the smaller terms in equation (2) play a nontrivial role in the null distribution of modularity and should not be ignored.

In this paper, we derive the asymptotic distribution of modularity defined in (1) as $n \rightarrow \infty$ under the Gaussian Orthogonal Ensemble (GOE) random matrices. Weighted networks with signed edges such as correlation networks can be well-modeled by GOE random matrices under a variety of null models. Correlation networks frequently appear in many contexts such stock market price networks (Chi et al., 2010), brain activity networks based on functional magnetic resonance imaging (fMRI) (Bullmore and Sporns, 2009), and gene expression networks (Langfelder and Horvath, 2008), to name a few. We demonstrate the convergence rate and accuracy of this distribution through simulations, and also analytically and numerically explore the statistical power of the associated tests under some alternatives. In addition, we perform tests for modularity in two data examples: a U.S. congressional voting network and a morphological network of the human cranium.

Throughout the paper, we denote $S^n = \{(x_1, \dots, x_{n+1}) \in \mathbb{R}^{n+1} : x_1^2 + x_2^2 + \dots + x_{n+1}^2 = 1\}$, and $O(n)$ as the orthogonal group, consisting of all the $n \times n$ orthogonal matrices. For a symmetric matrix $W \in \mathbb{R}^{n \times n}$, we denote $\lambda_1(W) \geq \lambda_2(W) \geq \dots \geq \lambda_n(W)$ as its ordered eigenvalues. The function $\text{sgn}(\cdot)$ returns the sign of an object (scalar, vector or matrix). We denote \rightarrow_d as convergence in distribution and \rightarrow as a.s. convergence. For any vector $x = (x_1, \dots, x_n)$, we denote its ℓ_1 norm as $\|x\|_1 = \sum_{i=1}^n |x_i|$, denote its ℓ_2 norm as $\|x\|_2 = (\sum_{i=1}^n x_i^2)^{1/2}$.

2 The Asymptotic Distribution of Network Modularity

2.1 The Limit Distribution under GOE Setting

We first study the asymptotic distribution of $Q(W)$ under the GOE setting, where W is a standard Wigner matrix representing signed edge weights, whose upper off-diagonal entries and the diagonal entries are jointly independent with $W_{ij} \sim N(0, 1)$ for $i > j$ and $W_{ij} \sim N(0, 2)$ for $i = j$. Our first main result concerns the limiting distribution of the modularity $Q(W)$.

Theorem 1. *For a random sample $W \in \mathbb{R}^{n \times n}$ from the GOE, let $Q = \text{sgn}(u_1^\top)W \text{sgn}(u_1)$, where $u_1 \in \mathbb{R}^n$ is the first eigenvector of W . Then, for all $x \in \mathbb{R}$, we have*

$$\text{pr}\{n^{-1}(Q - 2n^{1/2}\|u_1\|_1^2) \leq x\} \rightarrow \Phi\left\{\frac{x}{2^{1/2}(1 - 2/\pi)}\right\}, \quad \text{as } n \rightarrow \infty, \quad (3)$$

where $\Phi(x)$ is the cumulative distribution function for the standard normal random variable. In particular,

$$Q = A_n + B_n \quad (4)$$

where for any small constant $\epsilon > 0$, it holds that $\text{cov}\{A_n/n, n^{-5/6}(B_n - 2n^{1/2}\|u_1\|_1^2)\} = O(n^{-1/6+\epsilon})$

and

$$\frac{A_n}{n} \rightarrow_d N\{0, 2(1 - 2/\pi)^2\}, \quad n^{-5/6}(B_n - 2n^{1/2}\|u_1\|_1^2) \rightarrow_d \frac{2}{\pi}\mathcal{TW}_1, \quad (5)$$

where \mathcal{TW}_1 is the Tracy-Widom distribution.

Remark 1. From the above theorem, the limit distribution of the normalized statistic $n^{-1}(Q - 2n^{1/2}\|u_1\|_1^2)$ is normal $N\{0, 2(1 - 2/\pi)^2\}$ as $n \rightarrow \infty$. In other words, for large n , the modularity Q is roughly distributed around the center $2n^{1/2}\|u_1\|_1^2$ with the standard error $2^{1/2}(1 - 2/\pi)n$. In particular, for GOE, it can be shown that the functional $\|u_1\|_1^2$ of the first eigenvector u_1 satisfies $|\|u_1\|_1^2/n - 2/\pi| = O_P(n^{-1/2})$. As a result, one has $Q/n = 4n^{1/2}\pi + O_P(1)$, which means Q/n is concentrated around $4\pi n^{1/2}$, with a constant order fluctuation.

Remark 2. From the second statement in Theorem 1, we know that Q can be decomposed into two weakly dependent parts. The first part is asymptotically a centered normal, whereas the second part can be characterised by a shifted and scaled Tracy-Widom random variable. In particular, according to the characterization in (5), the standardized statistic can be decomposed as

$$n^{-1}(Q - 2n^{1/2}\|u_1\|_1^2) = \frac{A_n}{n} + \frac{B_n - 2n^{1/2}\|u_1\|_1^2}{n}, \quad (6)$$

where $n^{-1}(B_n - 2n^{1/2}\|u_1\|_1^2) = O(n^{-1/6})$. Hence the contribution to the asymptotic variance from B_n diminishes as $n \rightarrow \infty$, at the rate of $n^{-1/6}$. In other words, the term A_n is responsible for the asymptotic variance whereas the term B_n only contributes to the asymptotic mean of Q .

The proof of the above theorem relies on the key observation that

$$Q(W) = \lambda_1(W)\{\text{sgn}(u_1^\top)u_i\}^2 + \sum_{i=2}^n \lambda_i(W_G)\{\text{sgn}(u_1^\top)u_i\}^2, \quad (7)$$

where the two terms can be treated separately. In fact, by setting $B_n = \lambda_1(W)\{\text{sgn}(u_1^\top)u_i\}^2$ and $A_n = \sum_{i=2}^n \lambda_i(W_G)\{\text{sgn}(u_1^\top)u_i\}^2$, the statement (5) in Theorem 1 can be proved by carefully analysing the joint distribution of the GOE eigenvalues, eigenvectors and their functionals. In particular, to show the asymptotic normality of A_n/n , we adopted several technical tools including the Haar measure on the orthogonal group $O(n)$, a Berry-Esseen bound for exchangeable pairs of random vectors, the semicircle law and the eigenvalue rigidity result for Wigner matrices. We leave the detailed proof of Theorem 1 to the Appendix.

2.2 Second-Order Correction using Convolution

Practically, as the variance contribution from B_n diminishes at a very slow rate, it could be far from precise to use $N\{0, 2(1 - 2/\pi)^2\}$ as an approximation of the empirical distribution of $n^{-1}(Q - 2n^{1/2}\|u_1\|_1^2)$. Instead, by Theorem 1, we suggest taking the $n^{-1/6}$ order term into account and using

the convolution of independent normal $N\{0, 2(1 - 2/\pi)^2\}$ and rescaled Tracy-Widom distribution $2n^{-1/6}\pi^{-1}\mathcal{TW}_1$, as a finite sample approximation of the limiting distribution. Hereafter we denote the cumulative distribution function of the convolution as F . The empirical performance of such convolutional approximation is assessed in Section 3.

Moreover, in Table 1, we numerically evaluate the correlation between A_n and B_n . The vanishing correlation in this case provides another justification of our use of convolution for the second-order approximation.

Table 1: Empirical correlation between A_n and B_n . Each correlation is estimated over 10^5 iterations.

n	50	100	500	1000
$\text{cor}(A_n, B_n)$	0.021	0.016	0.005	0.003

2.3 Universality Implied by Random Matrix Theory

Although the limit distribution (3) of Theorem 1 was proven under the standard GOE setting, the analysis only relies on the joint distribution of the eigenvalues and the eigenvectors of GOE, as yielded by the proof in our Appendix. In this section, we discuss the potential universality of our results, or its generalizability to other matrix ensembles.

In connection to the recent achievements in Random Matrix Theory, it has been shown that the asymptotic behaviour of the eigenvalues and eigenvectors of many important classes of random matrices are the same as those of the GOE. For example, the well-known semicircle law has been obtained for the sample covariance matrices (Bai and Yin, 1988), the sample correlation matrices (Jiang, 2004b), the Erdős-Rényi graphs (Erdős et al., 2013), the random regular graphs (Bauerschmidt et al., 2017), the generalized Wigner matrices (Tao and Vu, 2010; Erdős et al., 2012) and the deformed Wigner matrices (Knowles and Yin, 2013b); universality results for eigenvectors have been obtained for the generalized Wigner matrices (Tao and Vu, 2011; Knowles and Yin, 2013a; Bourgade and Yau, 2017) and, more recently, the sample covariance matrices (Bloemendal et al., 2016; Ding, 2019).

For the matrix ensembles whose spectral behaviour deviates significantly from those of GOE, we admit that the same limit distribution (3) would not hold in general. For example, when $p/n \rightarrow \gamma \in (0, \infty)$, it is well known that the limiting eigenvalue distribution for the sample covariance matrices is a non-symmetric Marcenko-Pastur law (Marchenko and Pastur, 1967). In this case, (3) become questionable as some of the calculations, such as Equation (14) in Appendix, will no longer hold. However, we do want to emphasize that the analytical framework developed in this paper is generic, and can be applied to derive the asymptotic distributions under other settings, although the calculation of some relevant quantities (such as those paralleling Lemma A1, A2, and A4) might be technically challenging.

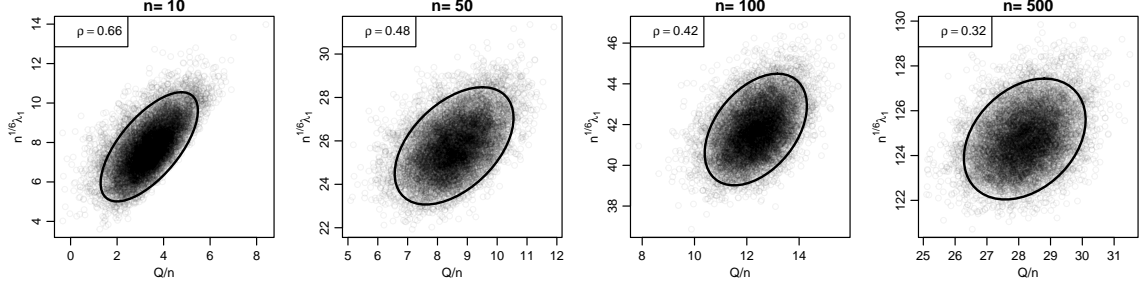


Figure 1: Relationship between modularity and the largest eigenvalue of the modularity matrix. Standard Wigner matrices were generated 10,000 times for each n to produce the scatter plots and corresponding correlation estimates.

2.4 Comparison with $\lambda_1(W)$

In addition to the modularity statistic studied in this paper, some other statistics have been proposed for the purpose of community detection, especially the largest eigenvalue $\lambda_1(W)$ (Bickel and Sarkar, 2016; Lei, 2016). The distribution of the largest eigenvalue of the Wigner matrix is well understood. Tracy and Widom (1994) first derived this distribution, and given the ostensibly prominent role that λ_1 plays in Q , some have used the close relationship between λ_1 and Q in order to test for the presence of community structure in networks (Bickel and Sarkar, 2016; Lei, 2016). Here we investigate how close of a proxy λ_1 is to Q to see if this approximation is justified. To evaluate this, we consider the correlation $\text{cor}(Q/n, n^{1/6}\lambda_1)$. The following theorem provides a negative answer by showing the asymptotic uncorrelatedness between Q/n and $n^{1/6}\lambda_1$.

Theorem 2. *Under the condition of Theorem 1, it holds that, for any $\epsilon > 0$,*

$$\text{cov}(Q/n, n^{1/6}\lambda_1) = O(n^{-1/6+\epsilon}). \quad (8)$$

In Figure 1, we show the scatter plots of $n^{1/6}\lambda_1$ and Q/n for various n , based on 10,000 simulations from a standard Wigner matrix as defined in Section 2.1. As a result, a clear decrease in the empirical correlation can be observed as n increases, indicating the poor asymptotic approximation of Q by λ_1 .

2.5 Statistical Power for Community Detection

Our next result concerns the statistical power of the test based on the normalized modularity $n^{-1}(Q - 2n^{1/2}\|u_1\|_1^2)$ and its limiting distribution obtained under the GOE null. Specifically, for a given signed edge weight matrix W , we calculate its first eigenvector u_1 , and reject the null hypothesis whenever $n^{-1}(Q - 2n^{1/2}\|u_1\|_1^2) > \Phi^{-1}(1 - \alpha)$ for some desired level $\alpha \in (0, 1)$. Naturally, one could replace $\Phi^{-1}(1 - \alpha)$ by $F^{-1}(1 - \alpha)$ for better finite sample performance. For the alternative model, we consider the following deformed GOE model where the signed edge weight

matrix $W = \Theta + Z \in \mathbb{R}^{n \times n}$ is symmetric, with Θ incorporating the underlying community structure and Z being a standard Wigner matrix. Examples of Θ include block-wise constant matrices or block-wise diagonal matrices extensively studied under the stochastic block models (Lei et al., 2015; Zhang and Zhou, 2016; Hu et al., 2020), and some general low rank matrices commonly considered for studying the spectral clustering algorithms (Lu and Zhou, 2016; Löffler et al., 2019).

Theorem 3. *Suppose $W = \Theta + Z \in \mathbb{R}^{n \times n}$, where Z is a standard Wigner matrix and Θ is some fixed symmetric matrix. Then, as long as $\lambda_1(\Theta) \geq C_0\sqrt{n}$ and $\lambda_n(\Theta) > -C_1\sqrt{n}$ for some universal constants $C_0, C_1 > 0$, we have $\text{pr}\{n^{-1}(Q - 2n^{1/2}\|u_1\|_1^2) > \Phi^{-1}(1 - \alpha)\} \rightarrow 1$ and $\text{pr}\{n^{-1}(Q - 2n^{1/2}\|u_1\|_1^2) > F^{-1}(1 - \alpha)\} \rightarrow 1$.*

Remark 3. The alternative model considered in Theorem 3 covers a wide range of scenarios where community structure is present in the network edge weights. In particular, the theorem only requires the matrix Θ to have sufficiently large global signal to be detectable from the noisy observations, and there is no need to specify the community structure incorporated in Θ .

3 Simulations

3.1 Empirical Quantile Assessment

In this section, we conduct simulation studies to empirically evaluate our derived limiting distribution in the previous section. We generate the GOE matrices whose dimension n varies from 50 to 5,000, and calculate their modularities defined by (1). We compare the empirical distributions of the standardized statistic in (6) based on simulated modularities against their theoretical quantiles q_α corresponding to probabilities α varying from 0.01 to 0.99. Specifically, we evaluate the tail probabilities of the standardized statistic at q_α for different n and cutoffs α . For the theoretical distribution, we consider two distributions, namely, the normal distribution $N\{0, 2(1 - 2/\pi)^2\}$ obtained in Theorem 1, and its second-order correction F . In particular, in the latter case, the theoretical quantiles are obtained numerically by generating 100,000 samples. Table 2 and Table 3 show the empirical quantiles based on 100,000 rounds of simulations. Comparing these two tables, it is clear that the convolution F provides a better approximation of the empirical distribution.

3.2 Universality of the Limit Distribution

In this section, we empirically evaluate the validity of our theoretical limit distribution as well as its second-order approximation under some non-GOE matrix ensembles. In particular, as of both theoretical and practical interest, we consider (i) symmetric random matrices with heavy-tailed, nonsymmetric distributions such as the exponential distribution, $\text{Exp}(1)$; (ii) the adjacency matrix of sparse Erdős-Rényi random graph (Erdős et al., 2012, 2013) with $p = n^{-1/4}$; and (iii) the sample correlation matrix R_n of N independent observations from $N(0, I_n)$ with $N = n^{5/2}$. In case (i) and

Table 2: Empirical probabilities at $N\{0, 2(1 - 2/\pi)^2\}$ quantiles: the GOE case

n	50	100	500	1000	2000	5000
$\alpha = 0.01$	0.0061	0.0054	0.0059	0.0056	0.0056	0.0057
$\alpha = 0.05$	0.0210	0.0226	0.0251	0.0260	0.0268	0.0283
$\alpha = 0.25$	0.0914	0.1042	0.1295	0.1364	0.1470	0.1602
$\alpha = 0.50$	0.2033	0.2313	0.2927	0.3104	0.3322	0.3564
$\alpha = 0.75$	0.3745	0.4221	0.5162	0.5469	0.5743	0.6054
$\alpha = 0.95$	0.6668	0.7231	0.8134	0.8397	0.8588	0.8808
$\alpha = 0.99$	0.8337	0.8758	0.9326	0.9455	0.9551	0.9652

Table 3: Empirical probabilities at F quantiles: the GOE case

n	50	100	500	1000	2000	5000
$\alpha = 0.01$	0.0191	0.0154	0.0125	0.0128	0.0103	0.0114
$\alpha = 0.05$	0.0813	0.0709	0.0580	0.0570	0.0534	0.0526
$\alpha = 0.25$	0.1835	0.2016	0.2293	0.2350	0.2353	0.2427
$\alpha = 0.50$	0.4078	0.4314	0.4689	0.4804	0.4886	0.4889
$\alpha = 0.75$	0.6720	0.6922	0.7257	0.7320	0.7464	0.7405
$\alpha = 0.95$	0.9179	0.9286	0.9432	0.9448	0.9469	0.9482
$\alpha = 0.99$	0.9808	0.9843	0.9891	0.9882	0.9889	0.9888

(ii), the entries of the random matrices are normalized to match the first two moments of GOE. In case (iii), the modularity is calculated from the normalized matrix $N^{1/2}(R_n - I_n)$. In Table 4-6, we show the empirical tail probabilities evaluated at different quantiles of the convolution F . The results concerning tail probabilities evaluated at the quantiles of $N\{0, 2(1 - 2/\pi)^2\}$ are put in our Supplementary Material. Our numerical results suggest the universality of our limit distribution as well as its second-order approximation over a wide range of non-GOE random matrices, which implies its strong potential for practical applications beyond the GOE setting.

Table 4: Empirical probabilities at F quantiles: heavy-tailed nonsymmetric distribution Exp(1)

n	50	100	500	1000	2000	5000
$\alpha = 0.01$	0.0884	0.0796	0.0253	0.0197	0.0155	0.0130
$\alpha = 0.05$	0.1900	0.1839	0.0957	0.0795	0.0689	0.0616
$\alpha = 0.25$	0.4387	0.4572	0.3513	0.3204	0.3002	0.2800
$\alpha = 0.50$	0.6479	0.6790	0.6086	0.5825	0.5570	0.5338
$\alpha = 0.75$	0.8271	0.8540	0.8236	0.8078	0.7920	0.7773
$\alpha = 0.95$	0.9615	0.9732	0.9689	0.9666	0.9619	0.9595
$\alpha = 0.99$	0.9912	0.9950	0.9948	0.9937	0.9928	0.9920

Table 5: Empirical probabilities at F quantiles: sparse Erdős-Rényi random graph ($p = n^{-1/4}$)

n	50	100	500	1000	2000	5000
$\alpha = 0.01$	0.0006	0.0015	0.0067	0.0094	0.0110	0.0128
$\alpha = 0.05$	0.0059	0.0121	0.0374	0.0465	0.0557	0.0606
$\alpha = 0.25$	0.0681	0.1085	0.2093	0.2424	0.2646	0.2784
$\alpha = 0.50$	0.2261	0.3035	0.4464	0.4921	0.5181	0.5344
$\alpha = 0.75$	0.4958	0.5776	0.7069	0.7403	0.7648	0.7759
$\alpha = 0.95$	0.8524	0.8899	0.9354	0.9458	0.9541	0.9562
$\alpha = 0.99$	0.9633	0.9733	0.9870	0.9894	0.9913	0.9913

Table 6: Empirical probabilities at F quantiles: sample correlation matrix ($N = n^{5/2}$)

n	20	50	75	100	150	200
$\alpha = 0.01$	0.0033	0.0068	0.0059	0.0073	0.0076	0.0083
$\alpha = 0.05$	0.0176	0.0310	0.0343	0.0383	0.0480	0.0465
$\alpha = 0.25$	0.1280	0.1791	0.2075	0.2186	0.2356	0.2373
$\alpha = 0.50$	0.3289	0.4156	0.4561	0.4648	0.4880	0.4905
$\alpha = 0.75$	0.6164	0.6914	0.7219	0.7308	0.7479	0.7550
$\alpha = 0.95$	0.9197	0.9364	0.9450	0.9491	0.9532	0.9516
$\alpha = 0.99$	0.9829	0.9872	0.9912	0.9896	0.9919	0.9908

3.3 Empirical Power Assessment

Under certain alternative model for weighted signed networks that suggest community structure, we numerically assess and compare powers of the modularity based tests and some other methods for community detection. Specifically, we consider the following deformed/spiked GOE model where the signed edge weight matrix $W = \beta uu^\top + D + Z \in \mathbb{R}^{n \times n}$ is symmetric, with $\beta \in \mathbb{R}$, $u \in S^{n-1}$, D a diagonal matrix, and Z a standard Wigner matrix. In particular, for each $n \in \{100, 200, 300, 400, 500, 600\}$, we set $\beta = \sqrt{n}$, and set u such that its first $n/2$ coordinates are $n^{-1/2}$ and the rest of the coordinates are $-n^{-1/2}$. This implies two clusters of nodes of equal size, where the within-group and cross-group edge weights are two distinct values. The diagonal entries of D are randomly generated from $[-\sqrt{n}, \sqrt{n}]$, to increase heterogeneity. Table 7 shows the empirical powers of (i) Modularity Test I: the test based on the normalized modularity and its Gaussian limiting distribution in Theorem 1, (ii) Modularity Test II: the test based on the normalized modularity and the convolutional approximation F , whose quantiles are obtained numerically as in previous sections, (iii) Largest Eigenvalue Test: the test based on $\lambda_1(W)$ and its Tracy-Widom limiting distribution (Johnstone and Ma, 2012), and (iv) Entrywise Maximum Test: the test based on the entrywise maxima $\max_{1 \leq i \neq j \leq n} |\{\text{cov}(W)\}_{ij}|$ and its Gumbel limiting distribution (Jiang, 2004a; Hu et al., 2020). The details of the Largest Eigenvalue Test and the Entrywise Maximum Test and their asymptotic validity under the null model are demonstrated in our Supplementary Material. The empirical powers of these methods at level $\alpha = 0.05$ are calculated from 100,000 rounds of

simulations. From Table 7, we find that the Modularity Tests I and II are more powerful than the Largest Eigenvalue Test and the Entrywise Maximum Test when n is large ($n \geq 400$), while the Entrywise Maximum Test is more powerful for smaller n .

Table 7: Empirical powers of four different methods at level $\alpha = 0.05$

n	50	100	200	400	600	800
Modularity Test I	0.3791	0.4779	0.5819	0.6653	0.7106	0.7358
Modularity Test II	0.4432	0.5569	0.6493	0.7164	0.7525	0.7793
Largest Eigenvalue Test	0.5471	0.5804	0.6159	0.6510	0.6788	0.6952
Entrywise Maximum Test	0.7686	0.7108	0.6655	0.6206	0.5977	0.5969

4 Real Data Analysis

4.1 Analysis of US Congressional Voting Networks

Annual voting records for individuals in the U.S. house of representatives provides a commonly used example of a highly modular network, where nodes stand for representatives and edge weights correspond with the correlation between the voting records of pairs of representatives. Recently, evidence of increased partisan polarization has been observed based on increased modularity in more recent annual voting networks (Neal, 2018). We let W be a centered and scaled correlation matrix with zeroes in the diagonal based on the 1984 congressional voting records. We removed congressmen with more than 50% votes unrecorded for the year for a total of $n = 431$ congressmen in our network. Letting $\text{sgn}(u_1)$ determine community membership, representatives were strongly divided based on party affiliation, with 96.9% Democrat and 3.1% Republican membership in one community, and 77.6% Republican and 22.4% Democrat membership in the other community. Modularity was very large, with $Q/n - 2\|u_1\|_1^2/n^{1/2} = 314.3$, which based on Theorem 1 provides overwhelming statistical evidence of community structure.

Given the nature of partisan politics, it is unsurprising that there was strong evidence to reject a null hypothesis of no community structure in congress. Thus we also explore the less obvious question of whether there are additional communities beyond the Republican and Democrat divide. By restricting the data to the 205 congressmen in the Republican-dominated community, namely, 77.6% republican, we recentered and rescaled weights over this subset and applied Theorem 1 again. There again was overwhelming statistical evidence of additional community structure as $Q/n - 2\|u_1\|_1^2/n^{1/2} = 98.5$. The largest eigenvalue and the entrywise maximum-based tests led to consistent conclusions with p-values less than 1.0×10^{-4} in both cases. Therefore, this Republican dominated subset divides into two additional communities: one community with a majority, 58.7%, of Democrats, and another with a large majority, 88.1%, of Republicans. This is evidence of a substantial subset of moderate Democrats that, despite being initially clustered with Republicans

based on their voting record, also demonstrated sufficient differences from the Republicans to warrant belonging to a separate and distinct community.

4.2 Network Structure of the Human Cranium

Morphological networks of the human cranium define nodes to be anatomically defined measurements between landmark points on the cranium of a particular individual. Edge weights are defined by Pearson correlations between cranial measurements for each pair of landmarks. In Fig. 2, the corresponding correlation network demonstrates blocks of cranial landmarks with nested correlation structure, such as what can be observed for landmarks 1 through 24. Due to different cranial landmarks developing simultaneously on the cranium for each individual, and therefore subject to the same environmental factors throughout development, this nested structure is an expected feature of this morphological network. Network nestedness occurs when interactions of less connected nodes form proper subsets of the interactions of more connected nodes. Modularity is a type of nestedness where there is no distinct hierarchical structure separating nodes with low degree from nodes with high degree within a community, and so modularity can be interpreted as an intermediate form of nestedness.

Cantor et al. (2017) constructed morphological networks of the human crania using 1,367 males to calculate correlations between each pair of 44 different landmark measurements. They found significant statistical evidence of nestedness in the resulting correlation network. We apply Theorem 1 to this network after proper normalization and find that there is overwhelming statistical evidence of community structure ($Q/n - 2\|u_1\|_1^2/n^{1/2} = 25.7$). Similarly, tests for the same null hypothesis based on the asymptotic distributions of the first eigenvalue and the entrywise maximum both lead to the same conclusion with both p-values less than 1.0×10^{-4} . This implies that human crania tend to contain clusters of landmarks, likely spatially close to one another, that grow together in parallel throughout development.

5 Discussion

Our numerical results show that, although having a significant improvement upon the original limit distribution, the second-order approximation seems still insufficient for applications with small sample sizes. Hence, it would be interesting to find some more accurate higher-order approximation for the limit distribution in Theorem 1.

In Reichardt and Bornholdt (2006) and Fortunato and Barthelemy (2007), it was shown that the modularity defined as in Equation (1) has its own limits, such as it is unable to find community structure in networks with many small communities. To address the issue, Arenas et al. (2008) proposed a generalized modularity which includes a resolution parameter. Consequently, it would also be of interest to extend our analysis to the generalized modularity (Newman, 2016).




Figure 2: Correlation network of landmark measurements of the human cranium. Cranial landmarks are discrete anatomical points that are homologous across humans. A sample of 1,367 male crania were used to calculate the Pearson correlations between each pair of 44 cranial landmark measurements.

In Section 2.1, due to complicated dependence structure between the error term $n^{1/2}(\|u\|_1^2/n - 2/\pi)$ and the first order fluctuation A_n/n , our current analytical framework can only lead us to the limiting distribution of the normalized $n^{-1}(Q - 2n^{1/2}\|u_1\|_1^2)$. We admit this is mainly due to the limitation of our technical tools, and, in light of Remark 1, it is of interest whether a direct limiting distribution for $n^{-1}(Q - n^{3/2}4/\pi)$ can be obtained. Some numerical comparisons of $n^{-1}Q$, $n^{-1}(Q - 2n^{1/2}\|u_1\|_1^2)$ and $n^{-1}(Q - n^{3/2}4/\pi)$ are presented in our Supplementary Material, which suggest that a test based on $n^{-1}(Q - n^{3/2}4/\pi)$ could be more powerful against certain alternatives. We leave the more rigorous theoretical investigations for future research.

Acknowledgement

Research reported in this publication was supported by the National Institute Of Mental Health of the National Institutes of Health under Award Number R01MH116884 (IB).

Appendix

Throughout, for sequences $\{a_n\}$ and $\{b_n\}$, we write $a_n = o(b_n)$ (or $a_n = o_P(b_n)$) if $\lim_n a_n/b_n = 0$ (in probability), and write $a_n = O(b_n)$ (or $a_n = O_P(b_n)$), $a_n \lesssim b_n$ or $b_n \gtrsim a_n$ if there exists a constant C such that $a_n \leq Cb_n$ for all n (in probability). We write $a_n \asymp b_n$ if $a_n \lesssim b_n$ and $a_n \gtrsim b_n$.

For a set A , we denote $|A|$ as its cardinality. Lastly, C, C_0, C_1, \dots are constants that may vary from place to place.

In the following, we prove Theorem 1 in the main paper. The proofs of other theorem and some technical lemmas are collected in our online Supplementary Material.

Proof of Theorem 1. We first recall some important results concerning the eigenvectors and the eigenvalues of GOE. Specifically, the eigenvectors $u_1(W), \dots, u_n(W)$ are uniformly distributed on the half-sphere $S_+^{n-1} = \{x = (x_1, \dots, x_n) \in S^{n-1} : x_1 > 0\}$, and the joint distribution of $(u_1(W), \dots, u_n(W))$ is the Haar measure on the orthogonal group $O(n)$, with each column multiplied by -1 or 1 so that the columns all belong to S_+^{n-1} (O'Rourke et al., 2016). An immediate consequence is the following proposition characterizing the joint distribution of the eigenvectors of W .

Proposition 1. *Let v be a random vector uniformly distributed on S^{n-1} . Then v has the same distribution as $(\xi_1(\sum_{j=1}^n \xi_j^2)^{-1/2}, \dots, \xi_n(\sum_{j=1}^n \xi_j^2)^{-1/2})$ where ξ_1, \dots, ξ_n are independently and identically drawn from $N(0, 1)$.*

Another well-known fact related to the modularity under GOE is the limiting distribution of its largest eigenvalue $\lambda_1(W)$, derived in the seminal works of Tracy and Widom (Tracy and Widom, 1994, 1996).

Theorem 4 (The Tracy-Widom Law). *Let $\lambda_1(W)$ denote the largest eigenvalue of W where W is a sample from GOE with dimension $n \times n$, then $\text{pr}\{n^{1/6}(\lambda_1(W) - 2n^{1/2}) \leq s\} \rightarrow F(s)$, where $F(s)$ denotes the Tracy-Widom distribution.*

Proof of Theorem 1. By definition and eigen-decomposition of W , we have

$$\begin{aligned} Q/n &= \text{sgn}(u_1^\top)W \text{sgn}(u_1)/n = \lambda_1(W)\{\text{sgn}(u_1^\top)u_1\}^2/n + \sum_{i=2}^n \lambda_i(W)\{\text{sgn}(u_1^\top)u_i\}^2/n \\ &= \lambda_1(W)\|u_1\|_1^2/n + \sum_{i=2}^n \lambda_i(W)\{\text{sgn}(u_1^\top)u_i\}^2/n \equiv B_n/n + A_n/n. \end{aligned} \quad (9)$$

The proof is separated into three parts. Firstly, we show that B_n/n in (9), after proper centring and scaling, converges weakly to a Tracy-Widom distribution. Secondly, we show that A_n/n is asymptotically normal. Finally, we deal with the covariance between the two terms.

Part I. By Proposition 1, we know that $u_1(W), u_2(W), \dots, u_n(W)$ are independent and have the same distribution as

$$\left(\frac{\xi_1}{\sqrt{\sum_{j=1}^n \xi_j^2}}, \dots, \frac{\xi_n}{\sqrt{\sum_{j=1}^n \xi_j^2}} \right), \quad (10)$$

where ξ_1, \dots, ξ_n are i.i.d. standard normal random variables. Therefore,

$$\|u_1\|_1^2/n = \frac{(\sum_{j=1}^n |\xi_j|)^2}{n \sum_{j=1}^n \xi_j^2} = \frac{n}{\sum_{j=1}^n \xi_j^2} \cdot \left(\frac{\sum_{j=1}^n |\xi_j|}{n} \right)^2.$$

On the one hand, note that ξ_j^2 are independent χ^2 random variables, which satisfies sub-exponential tail bound. By standard concentration inequality for sub-exponential random variables such as Proposition 5.16 in Vershynin (2010), we have, for any $\epsilon > 0$

$$\Pr \left\{ \left| \frac{1}{n} \sum_{i=1}^n \xi_i^2 - E(\xi_i^2) \right| > \left(\frac{\log \frac{1}{\epsilon}}{n} \right)^{1/2} \right\} < \epsilon^c,$$

for some constant $c > 0$. On the other hand, standard concentration inequality for sub-gaussian random variables yields, for any $\epsilon > 0$,

$$\Pr \left\{ \left| \frac{1}{n} \sum_{i=1}^n |\xi_i| - E(|\xi_i|) \right| > \left(\frac{\log \frac{1}{\epsilon}}{n} \right)^{1/2} \right\} < \epsilon^c,$$

for some constant $c > 0$. Thus with probability at least $1 - O(\epsilon^c)$ for some $c > 0$,

$$\begin{aligned} \left| \frac{n}{\sum_{j=1}^n \xi_j^2} \cdot \left(\frac{\sum_{j=1}^n |\xi_j|}{n} \right)^2 - \frac{2}{\pi} \right| &\leq \left| \frac{n}{\sum_{j=1}^n \xi_j^2} - 1 \right| \cdot \frac{2}{\pi} + \frac{n}{\sum_{j=1}^n \xi_j^2} \left| \left(\frac{\sum_{j=1}^n |\xi_j|}{n} \right)^2 - (E|\xi_i|)^2 \right| \\ &\leq \frac{2}{\pi} \left(\frac{\log \frac{1}{\epsilon}}{n} \right)^{1/2} + 2 \left(\frac{2}{\pi} \right)^{1/2} \cdot \left\{ \frac{\log \frac{1}{\epsilon}}{n} + \left(\frac{\log \frac{1}{\epsilon}}{n} \right)^{1/2} \right\} \\ &\leq C(n^{-1} \log \epsilon^{-1})^{1/2}. \end{aligned} \quad (11)$$

By Theorem 4, we have

$$n^{1/6} \{ \lambda_1(W) \|u_1\|_1^2/n - 2 \|u_1\|_1^2/n^{1/2} \} \rightarrow_d \frac{2}{\pi} \mathcal{TW}_1. \quad (12)$$

In other words, $\lambda_1(W) \|u_1\|_1^2/n - 2 \|u_1\|_1^2/n^{1/2} = O_P(n^{-1/6})$.

Part II. We denote the second term in (9) as

$$A_n/n = n^{-1} \sum_{i=2}^n \lambda_i(W) \{ \text{sgn}(u_1^\top) u_i \}^2.$$

Denote γ_j for $j = 1, \dots, n$, as the classical location of the j -th eigenvalue (scaled by $n^{1/2}$) under the semicircle law ordered in increasing order. In other words,

$$n \int_{-\infty}^{\gamma_j} \rho_{sc}(x) dx = j, \quad j = 1, \dots, n,$$

where $\rho_{sc}(x) = (2\pi)^{-1}\sqrt{(4-x^2)_+}$ is the semicircle law. Define

$$\Omega_0 = n^{-1/2} \sum_{i=2}^n \gamma_i \{\text{sgn}(u_1^\top) u_i\}^2. \quad (13)$$

In what follows, we show that Ω_0 is asymptotically normal with variance $2(1 - 2/\pi)^2$, and then conclude by verifying $|\Omega_0 - A_n/n| \rightarrow 0$ in probability.

Asymptotic normality of Ω_0 . The proof of asymptotic normality depends on the following key observations about a single $\text{sgn}(u_1^\top) u_i$.

Lemma 1. *Suppose (u_1, \dots, u_n) has a Haar measure on orthogonal group $O(n)$. Then for any $i = 2, \dots, n$, it holds that $\text{sgn}(u_1^\top) u_i \rightarrow_d N(0, 1 - 2/\pi)$. In particular, we have $\text{sgn}(u_1^\top) u_i = \mathcal{N}_i + O_p(\log n/n^{1/2})$, where \mathcal{N}_i are drawn independently from $N(0, \sigma^2)$ and $\sigma^2 = 1 - 2/\pi + o(1)$.*

Our next result concerns the relation between two elements $\text{sgn}(u_1^\top) u_i$ and $\text{sgn}(u_1^\top) u_j$ where $i, j \in \{2, \dots, n\}, i \neq j$. In particular, we show that $(\text{sgn}(u_1^\top) u_i, \text{sgn}(u_1^\top) u_j)$ is an isotropic vector.

Lemma 2. *Suppose (u_1, \dots, u_n) has a Haar measure on orthogonal group $O(n)$. Then for any $i, j \in \{2, \dots, n\}$ with $i \neq j$, it holds that $E\{\text{sgn}(u_1^\top) u_i \text{sgn}(u_1^\top) u_j\} = 0$ and $E[\{\text{sgn}(u_1^\top) u_i\}^2 \{\text{sgn}(u_1^\top) u_j\}^2] = (1 - 2/\pi)^2 + o(1)$.*

Now without loss of generality we assume n is even, namely, $n = 2m$ for some integer $m > 0$. Define

$$\gamma_i \{\text{sgn}(u_1^\top) u_i\}^2 = \zeta_i^2, \quad \text{for } i = 1, \dots, m$$

and

$$\gamma_{n-i+1} \{\text{sgn}(u_1^\top) u_{n-i+1}\}^2 = -\eta_i^2, \quad \text{for } i = 1, \dots, m.$$

Hence

$$\Omega_0 = n^{-1/2} \sum_{i=2}^n \gamma_i \{\text{sgn}(u_1^\top) u_i\}^2 = m^{-1/2} \sum_{i=2}^m (\zeta_i^2 - \eta_i^2)/2^{1/2} + n^{-1/2} \gamma_n \{\text{sgn}(u_1^\top) u_n\}^2.$$

Set $\alpha_i = (\zeta_i^2 - \eta_i^2)/2^{1/2}$ for $i = 2, \dots, m$. It is easy to check

$$E(\alpha_i) = 0, \quad E(\alpha_i \alpha_j) = 0, \quad (14)$$

suing Lemma A2, the exchangeable property of the Haar measure on $O(n)$ and the symmetry $\gamma_i = -\gamma_{n-i+1}$. The asymptotic normality of Ω_0 can be obtained from the following central limit theorem for the symmetric isotropic random vectors and the fact that, by Lemma 1, $n^{-1/2} \gamma_n \{\text{sgn}(u_1^\top) u_n\}^2 \rightarrow 0$.

Lemma 3. Suppose $X = (X_1, \dots, X_n) \in \mathbb{R}^n$ has a distribution that is invariant under reflections in the coordinate hyperplanes and

$$E(X_i) = 0, \quad E(X_i^2) = \sigma_i^2 < \infty, \quad E(X_i X_j) = 0$$

for $i, j \in \{1, \dots, n\}$ and $i \neq j$. Let $\theta = (\theta_1, \dots, \theta_n) \in S^{n-1}$ be a fixed vector and $\sigma_\theta^2 = \sum_{i=1}^n \theta_i^2 \sigma_i^2$. Then

$$\begin{aligned} \sup_{t \in \mathbb{R}} |\text{pr}\left(\sum_{i=1}^n \theta_i X_i \leq \sigma_\theta t\right) - \Phi(t)| &\leq 2\{\sigma_\theta^{-4} \sum_{i,j} \theta_i^2 \theta_j^2 E(X_i^2 X_j^2) - 1\}^{1/2} \\ &\quad + (8/\pi)^{1/4} [\sigma_\theta^{-3} \{\max_i E(|X_i|^3)\} \sum_{i=1}^n |\theta_i|^3]^{1/2}. \end{aligned}$$

Lemma 4. For all $i = 2, \dots, m$, it holds that $E(\alpha_i^2) = 2\gamma_i^2(1 - 2/\pi)^2 + o(1)$. For any fixed $i, j \in \{2, \dots, m\}$ and $i \neq j$, it holds that $\text{cov}(\alpha_i^2, \alpha_j^2) = o(1)$.

Let $\Omega_0 = \theta^\top \alpha + O(n^{-1/2})$, where $\theta = (1/\sqrt{m}, \dots, 1/\sqrt{m})^\top$ and $\alpha = (\alpha_2, \dots, \alpha_m)^\top$. Denote $\sigma_i^2 = \mathbb{E}\alpha_i^2$. It then follows that $\sigma_\theta^2 = \frac{1}{m} \sum_{i=2}^m \sigma_i^2 \equiv \sigma_{\text{sum}}^2/m$. Combining Lemma 3 and 4, we have

$$\begin{aligned} &\sup_{t \in \mathbb{R}} \left| \text{pr}\left(\frac{\theta^\top \alpha}{m^{-1/2} \sigma_m} \leq t\right) - \Phi(t) \right| \\ &\leq 2m\sigma_{\text{sum}}^{-2} \left(\frac{1}{m^2} \sum_{2 \leq i, j \leq m} \mathbb{E}\alpha_i^2 \alpha_j^2 - \frac{1}{m^2} \sum_{2 \leq i, j \leq m} \sigma_i^2 \sigma_j^2 \right)^{1/2} + Cm^{-1/4} \\ &= \frac{2m}{\sigma_{\text{sum}}^2} \left\{ \frac{1}{m^2} \sum_{i=2}^m \text{Var}(\alpha_i^2) + \frac{1}{m^2} \sum_{2 \leq i \neq j \leq m} \text{cov}(\alpha_i^2, \alpha_j^2) \right\}^{1/2} + Cm^{-1/4} \end{aligned}$$

for some constant $C > 0$. Now note that

$$\lim_{m \rightarrow \infty} \frac{\sigma_{\text{sum}}^2}{m} = \lim_{m \rightarrow \infty} \frac{2(1 - 2/\pi)^2}{m} \sum_{i=2}^m \gamma_i^2 = 2(1 - 2/\pi)^2, \quad (15)$$

$$\frac{1}{m^2} \sum_{i=2}^m \text{var}(\alpha_i^2) \leq \frac{1}{m} \max_i E(\alpha_i^4) = O(1/m),$$

and using Lemma 4

$$\frac{1}{m^2} \sum_{2 \leq i \neq j \leq m} \text{cov}(\alpha_i^2, \alpha_j^2) = \frac{m-1}{m} \text{cov}(\alpha_1^2, \alpha_2^2) = o(1),$$

it follows that

$$\sup_{t \in \mathbb{R}} \left| P\left(\frac{\theta^\top \alpha}{m^{-1/2} \sigma_{\text{sum}}} \leq t\right) - \Phi(t) \right| = o(1).$$

Note that (15) holds, by Slutsky's theorem, we have

$$\frac{\Omega_0}{2^{1/2}(1 - 2/\pi)} \rightarrow_d N(0, 1). \quad (16)$$

Asymptotic normality of A_n/n . We need the following results obtained by Erdős et al. (2012).

Lemma 5 (Rigidity of Eigenvalues). *For (generalized) Wigner matrices, if γ_j is the classical location of the j -th eigenvalue under the semicircle law ordered in increasing order, then the scaled j -th eigenvalue $\lambda_j/n^{1/2}$ is close to γ_j in the sense that for some positive constants C, c*

$$\Pr \left[\exists j : |\lambda_j/n^{1/2} - \gamma_j| \geq \frac{(\log n)^{c \log \log n}}{\{\min(j, n-j+1)\}^{1/3} n^{2/3}} \right] \leq C \exp\{-(\log n)^{c \log \log n}\}$$

for sufficiently large n .

As a consequence, for any $j = 1, \dots, n$, we have

$$|\lambda_j/n^{1/2} - \gamma_j| = o_P(\{\min(j, n-j+1)\}^{-1/3} n^{-2/3+\delta})$$

for any small $\delta > 0$. In other words, the eigenvalue is near its classical location with an error of at most $N^{-1}(\log n)^{C \log \log n}$ for generalized Wigner matrices in the bulk and the estimate deteriorates by a factor $(n/j)^{1/3}$ near the edge $j \ll n$. As a consequence, for any sufficiently small $\delta > 0$,

$$|A_n/n - \Omega_0| \leq n^{-1/2} \sum_{i=2}^n |\lambda_i(W)/n^{1/2} - \gamma_i| \{\text{sgn}(u_1^\top) u_i\}^2 = n^{-1/2} \sum_{i=2}^n \{\text{sgn}(u_1^\top) u_i\}^2 \cdot o_P(n^{-2/3+\delta})$$

Note that $\{\text{sgn}(u_1^\top) u_i\}^2 = O_P(1)$, we have $|A_n/n - \Omega_0| \rightarrow 0$ in probability. So the asymptotic normality of Ω follows from Slutsky's theorem and (16).

Part III. By definition, we have

$$\text{cov}(A_n/n, n^{-5/6}(B_n - 2n^{1/2}\|u_1\|_1^2)) = \text{cov}\left(n^{-1} \sum_{i=2}^n \lambda_i \{\text{sgn}(u_1^\top) u_i\}^2, \frac{(\lambda_1 - 2n^{1/2})\|u_1\|_1^2}{n^{5/6}}\right).$$

It suffices to control $\text{cov}(\lambda_i \{\text{sgn}(u_1^\top) u_i\}^2, n^{-1/3}(\lambda_1/n^{1/2} - 2)\|u_1\|_1^2)$ for any $i = 2, \dots, n$. Now we define

$$\text{cov}\left(\lambda_i \{\text{sgn}(u_1^\top) u_i\}^2, n^{-1/3}(\lambda_1/n^{1/2} - 2)\|u_1\|_1^2\right) = \text{cov}(\gamma_i (\text{sgn}(u_1^\top) u_i)^2, n^{1/6}(\lambda_1/n^{1/2} - 2)\|u_1\|_1^2) + \mathcal{E}.$$

Lemma 6. *Under the conditions of Theorem 1, for any small constant $\epsilon > 0$, it holds that $|\mathcal{E}| = o(n^{-1/6+2\epsilon})$ and $\text{cov}(\gamma_i (\text{sgn}(u_1^\top) u_i)^2, n^{1/6}(\lambda_1/n^{1/2} - 2)\|u_1\|_1^2) = O(n^{-1/2+\epsilon})$.*

Applying Lemma 6 to the above equation, we complete the third part of our proof.

□

Supplementary materials

Supplementary material includes the proofs of other theorems and the technical lemmas, as well as some supplementary tables and figures.

References

- Agarwal, G. and D. Kempe (2008). Modularity-maximizing graph communities via mathematical programming. *The European Physical Journal B* 66(3), 409–418.
- Arenas, A., A. Fernandez, and S. Gomez (2008). Analysis of the structure of complex networks at different resolution levels. *New Journal of Physics* 10(5), 053039.
- Bai, Z.-D. and Y.-Q. Yin (1988). Necessary and sufficient conditions for almost sure convergence of the largest eigenvalue of a wigner matrix. *The Annals of Probability*, 1729–1741.
- Bauerschmidt, R., A. Knowles, and H.-T. Yau (2017). Local semicircle law for random regular graphs. *Communications on Pure and Applied Mathematics* 70(10), 1898–1960.
- Bhatia, R. (2013). *Matrix analysis*, Volume 169. Springer Science and Business Media.
- Bickel, P. J. and P. Sarkar (2016). Hypothesis testing for automated community detection in networks. *Journal of the Royal Statistical Society: Series B (Statistical Methodology)* 78(1), 253–273.
- Bloemendal, A., A. Knowles, H.-T. Yau, and J. Yin (2016). On the principal components of sample covariance matrices. *Probability Theory and Related Fields* 164(1-2), 459–552.
- Boccaletti, S., V. Latora, Y. Moreno, M. Chavez, and D.-U. Hwang (2006). Complex networks: Structure and dynamics. *Physics Reports* 424(4-5), 175–308.
- Bourgade, P. and H.-T. Yau (2017). The eigenvector moment flow and local quantum unique ergodicity. *Communications in Mathematical Physics* 350(1), 231–278.
- Bullmore, E. and O. Sporns (2009). Complex brain networks: graph theoretical analysis of structural and functional systems. *Nature Reviews Neuroscience* 10(3), 186.
- Cantor, M., M. M. Pires, F. M. Marquitti, R. L. Raimundo, E. Sebastián-González, P. P. Coltri, S. I. Perez, D. R. Barneche, D. Y. Brandt, K. Nunes, et al. (2017). Nestedness across biological scales. *PloS one* 12(2), e0171691.

- Chen, M., K. Kuzmin, and B. K. Szymanski (2014). Community detection via maximization of modularity and its variants. *IEEE Transactions on Computational Social Systems* 1(1), 46–65.
- Chi, K. T., J. Liu, and F. C. Lau (2010). A network perspective of the stock market. *Journal of Empirical Finance* 17(4), 659–667.
- Ding, X. (2019). Singular vector distribution of sample covariance matrices. *Advances in Applied Probability* 51(1), 236–267.
- Dwyer, D. B., B. J. Harrison, M. Yücel, S. Whittle, A. Zalesky, C. Pantelis, N. B. Allen, and A. Fornito (2014). Large-scale brain network dynamics supporting adolescent cognitive control. *Journal of Neuroscience* 34(42), 14096–14107.
- Erdős, L., A. Knowles, H.-T. Yau, and J. Yin (2012). Spectral statistics of erdős-rényi graphs ii: Eigenvalue spacing and the extreme eigenvalues. *Communications in Mathematical Physics* 314(3), 587–640.
- Erdős, L., A. Knowles, H.-T. Yau, J. Yin, et al. (2013). Spectral statistics of erdős-rényi graphs i: local semicircle law. *The Annals of Probability* 41(3B), 2279–2375.
- Erdős, L., H.-T. Yau, and J. Yin (2012). Rigidity of eigenvalues of generalized wigner matrices. *Advances in Mathematics* 229(3), 1435–1515.
- Fortunato, S. and M. Barthelemy (2007). Resolution limit in community detection. *Proceedings of the National Academy of Sciences* 104(1), 36–41.
- Good, B. H., Y.-A. De Montjoye, and A. Clauset (2010). Performance of modularity maximization in practical contexts. *Physical Review E* 81(4), 046106.
- Hu, J., J. Zhang, H. Qin, T. Yan, and J. Zhu (2020). Using maximum entry-wise deviation to test the goodness-of-fit for stochastic block models. *Journal of the American Statistical Association* (just-accepted), 1–30.
- Jiang, T. (2004a). The asymptotic distributions of the largest entries of sample correlation matrices. *The Annals of Applied Probability* 14(2), 865–880.
- Jiang, T. (2004b). The limiting distributions of eigenvalues of sample correlation matrices. *Sankhyā: The Indian Journal of Statistics*, 35–48.
- Johnstone, I. M. and Z. Ma (2012). Fast approach to the Tracy-Widom law at the edge of GOE and GUE. *The Annals of Applied Probability* 22(5), 1962.
- Knowles, A. and J. Yin (2013a). Eigenvector distribution of wigner matrices. *Probability Theory and Related Fields* 155(3-4), 543–582.

- Knowles, A. and J. Yin (2013b). The isotropic semicircle law and deformation of wigner matrices. *Communications on Pure and Applied Mathematics* 66(11), 1663–1749.
- Lancichinetti, A. and S. Fortunato (2009). Community detection algorithms: a comparative analysis. *Physical review E* 80(5), 056117.
- Langfelder, P. and S. Horvath (2008). Wgcna: an r package for weighted correlation network analysis. *BMC bioinformatics* 9(1), 559.
- Lei, J. (2016). A goodness-of-fit test for stochastic block models. *The Annals of Statistics* 44(1), 401–424.
- Lei, J., A. Rinaldo, et al. (2015). Consistency of spectral clustering in stochastic block models. *The Annals of Statistics* 43(1), 215–237.
- Lichoti, J. K., J. Davies, P. M. Kitala, S. M. Githigia, E. Okoth, Y. Maru, S. A. Bukachi, and R. P. Bishop (2016). Social network analysis provides insights into african swine fever epidemiology. *Preventive veterinary medicine* 126, 1–10.
- Löffler, M., A. Y. Zhang, and H. H. Zhou (2019). Optimality of spectral clustering for gaussian mixture model. *arXiv preprint arXiv:1911.00538*.
- Lu, Y. and H. H. Zhou (2016). Statistical and computational guarantees of lloyd’s algorithm and its variants. *arXiv preprint arXiv:1612.02099*.
- Marchenko, V. A. and L. A. Pastur (1967). Distribution of eigenvalues for some sets of random matrices. *Matematicheskii Sbornik* 114(4), 507–536.
- Meckes, E. (2014). *Concentration of Measure and the Compact Classical Matrix Groups*.
- Meckes, E. S. and M. W. Meckes (2007). The central limit problem for random vectors with symmetries. *Journal of Theoretical Probability* 20(4), 697–720.
- Neal, Z. P. (2018). A sign of the times? weak and strong polarization in the us congress, 1973–2016. *Social Networks*.
- Newman, M. E. (2006a). Finding community structure in networks using the eigenvectors of matrices. *Physical Review E* 74(3), 036104.
- Newman, M. E. (2006b). Modularity and community structure in networks. *Proceedings of the National Academy of Sciences* 103(23), 8577–8582.
- Newman, M. E. (2016). Equivalence between modularity optimization and maximum likelihood methods for community detection. *Physical Review E* 94(5), 052315.

- Newman, M. E. and M. Girvan (2004). Finding and evaluating community structure in networks. *Physical Review E* 69(2), 026113.
- O’Rourke, S., V. Vu, and K. Wang (2016). Eigenvectors of random matrices: a survey. *Journal of Combinatorial Theory, Series A* 144, 361–442.
- Reichardt, J. and S. Bornholdt (2006). When are networks truly modular? *Physica D: Nonlinear Phenomena* 224(1-2), 20–26.
- Rizkallah, J., P. Benquet, F. Wendling, M. Khalil, A. Mheich, O. Dufor, and M. Hassan (2016). Brain network modules of meaningful and meaningless objects. In *Biomedical Engineering (MECBME), 2016 3rd Middle East Conference on*, pp. 34–37. IEEE.
- Shao, J. (2003). *Mathematical Statistics*. Springer Texts in Statistics.
- Springer, A., P. M. Kappeler, and C. L. Nunn (2017). Dynamic vs. static social networks in models of parasite transmission: predicting cryptosporidium spread in wild lemurs. *Journal of Animal Ecology* 86(3), 419–433.
- Stein, C. (1986). Approximate computation of expectations. *Lecture Notes-Monograph Series* 7.
- Tao, T. and V. Vu (2010). Random matrices: Localization of the eigenvalues and the necessity of four moments. *arXiv preprint arXiv:1005.2901*.
- Tao, T. and V. Vu (2011). Random matrices: universality of local eigenvalue statistics. *Acta mathematica* 206(1), 127.
- Telesford, Q. K., M.-E. Lynall, J. Vettel, M. B. Miller, S. T. Grafton, and D. S. Bassett (2016). Detection of functional brain network reconfiguration during task-driven cognitive states. *NeuroImage* 142, 198–210.
- Traag, V. A. and J. Bruggeman (2009). Community detection in networks with positive and negative links. *Physical Review E* 80(3), 036115.
- Tracy, C. A. and H. Widom (1994). Level-spacing distributions and the airy kernel. *Communications in Mathematical Physics* 159(1), 151–174.
- Tracy, C. A. and H. Widom (1996). On orthogonal and symplectic matrix ensembles. *Communications in Mathematical Physics* 177(3), 727–754.
- Vershynin, R. (2010). Introduction to the non-asymptotic analysis of random matrices. *arXiv preprint arXiv:1011.3027*.
- Wasserman, S. and K. Faust (1994). *Social network analysis: Methods and applications*, Volume 8. Cambridge university press.

- Zhang, A. Y. and H. H. Zhou (2016). Minimax rates of community detection in stochastic block models. *The Annals of Statistics* 44(5), 2252–2280.
- Zhang, J. and Y. Chen (2016). A hypothesis testing framework for modularity based network community detection. *Statistica Sinica* 27, 437–456.

Supplement to ““The Asymptotic Distribution of Modularity in Weighted Signed Networks”

Rong Ma and Ian Barnett
Department of Biostatistics, Epidemiology and Informatics
University of Pennsylvania
Philadelphia, PA 19104

A Proofs of Technical Lemmas

Proof of Lemma 1. Since (u_1, \dots, u_n) has a Haar measure on orthogonal group $O(n)$, following Meckes (2014), (u_1, \dots, u_n) has the same distribution as (v_1, \dots, v_n) , which is constructed as follows. Suppose w_1, \dots, w_n are i.i.d. Gaussian vectors from $N(0, I_n)$. We define

$$\begin{aligned} e_1 &= w_1, & v_1 &= \frac{e_1}{\|e_1\|_2} \\ e_2 &= w_2 - \frac{\langle e_1, w_2 \rangle}{\langle e_1, e_1 \rangle} e_1, & v_2 &= \frac{e_2}{\|e_2\|_2} \\ &\dots & & \\ e_n &= w_n - \sum_{k=1}^{n-1} \frac{\langle e_k, w_n \rangle}{\langle e_k, e_k \rangle} e_k, & v_n &= \frac{e_n}{\|e_n\|_2}. \end{aligned}$$

Now since $\{u_1, \dots, u_n\}$ are exchangeable, the distribution of $\text{sgn}(u_1^\top)u_i$ for $i \neq 1$ is the same as the distribution of $\text{sgn}(v_2^\top)v_1$. Thus it suffices to consider the following problem. Consider $X = (X_1, \dots, X_n)$ where $X_i \sim N(0, 1)$, and $Y = (Y_1, \dots, Y_n)$ where $Y_i \sim N(0, 1)$. X and Y are independent. Let Z defined by

$$W = Y - \frac{\langle X, Y \rangle}{\langle X, X \rangle} X, \quad Z = W / \|W\|_2$$

be the Gram-Schmitt transformed Y so that $\langle X, Z \rangle = 0$. It suffices to prove

$$\Delta = \sum_{i=1}^n \text{sgn}(Z_i)X_i / \|X\|_2 = \sum_{i=1}^n \text{sgn}(W_i)X_i / \|X\|_2$$

is asymptotically normal. Let $A_i = \text{sgn}(W_i)X_i$ and

$$\Delta = \sum_{i=1}^n \text{sgn}(W_i)X_i / \|X\|_2 = \frac{1}{\|X\|_2} \sum_{i=1}^n A_i.$$

By definition,

$$A_i = \text{sgn}\left(Y_i - \frac{\langle X, Y \rangle}{\|X\|_2^2} X_i\right) X_i.$$

We first claim that, conditional on X , the random variable $\text{sgn}\left(Y_i - \frac{\langle X, Y \rangle}{\|X\|_2^2} X_i\right)$ is a Bernoulli random variable taking values from $\{-1, 1\}$ with even probability. To see this, notice that

$$P\left(Y_i - \frac{\langle X, Y \rangle}{\|X\|_2^2} X_i > 0 \middle| X\right) = P\left(-Y_i - \frac{\langle X, -Y \rangle}{\|X\|_2^2} X_i > 0 \middle| X\right) = P\left(Y_i - \frac{\langle X, Y \rangle}{\|X\|_2^2} X_i < 0 \middle| X\right),$$

as the distribution of Y is the same as the distribution of $-Y$. It then follows that $A_i|X$ is a Bernoulli random variable taking values from $\{-X_i, X_i\}$ with even probability. As a result, the density of A_i can be calculated by integration over the marginal distribution of X , which leads to a standard normal density. Hence,

$$A_i \sim N(0, 1). \quad (17)$$

To obtain the covariance between A_i, A_j for $i \neq j$, note that

$$\begin{aligned} \text{Cov}(A_i, A_j) &= \mathbb{E}A_i A_j = \mathbb{E} \text{sgn}\left(Y_i - \frac{\langle X, Y \rangle}{\|X\|_2^2} X_i\right) \text{sgn}\left(Y_j - \frac{\langle X, Y \rangle}{\|X\|_2^2} X_j\right) X_i X_j \\ &= \mathbb{E} \left[X_i X_j \mathbb{E} \left(\text{sgn}\left(Y_i - \frac{\langle X, Y \rangle}{\|X\|_2^2} X_i\right) \text{sgn}\left(Y_j - \frac{\langle X, Y \rangle}{\|X\|_2^2} X_j\right) \middle| X \right) \right]. \end{aligned}$$

We can write

$$\mathbb{E} \left(\text{sgn}\left(Y_i - \frac{\langle X, Y \rangle}{\|X\|_2^2} X_i\right) \text{sgn}\left(Y_j - \frac{\langle X, Y \rangle}{\|X\|_2^2} X_j\right) \middle| X \right) = 2p_{ij} - 1$$

where

$$p_{ij} = P\left(\left[Y_i - \frac{\langle X, Y \rangle}{\|X\|_2^2} X_i\right] \left[Y_j - \frac{\langle X, Y \rangle}{\|X\|_2^2} X_j\right] \geq 0 \middle| X\right). \quad (18)$$

Inside the probability measure, we have a quadratic form of Y_i 's. Specifically, define

$$y = (Y_1, Y_2, \dots, Y_n)^\top, \quad \ell_i = \left(-\frac{X_1 X_i}{\|X\|_2^2}, -\frac{X_2 X_i}{\|X\|_2^2}, \dots, 1 - \frac{X_i^2}{\|X\|_2^2}, \dots, -\frac{X_n X_i}{\|X\|_2^2} \right)^\top,$$

we have for $i \neq j$,

$$\left[Y_i - \frac{\langle X, Y \rangle}{\|X\|_2^2} X_i \right] \left[Y_j - \frac{\langle X, Y \rangle}{\|X\|_2^2} X_j \right] = y^\top \ell_i \cdot \ell_j^\top y.$$

For fixed ℓ_i and ℓ_j , we have $y^\top \ell_i \sim N(0, \|\ell_i\|_2^2)$ and $y^\top \ell_j \sim N(0, \|\ell_j\|_2^2)$. Then

$$(y^\top \ell_i, y^\top \ell_j) \sim N(\mathbf{0}, \mathbf{A}), \quad \mathbf{A} = \begin{bmatrix} \|\ell_i\|_2^2 & \ell_i^\top \ell_j \\ \ell_i^\top \ell_j & \|\ell_j\|_2^2 \end{bmatrix}.$$

Hence

$$P(y^\top \ell_i \cdot y^\top \ell_j \geq 0 | \ell_i, \ell_j) = \frac{2}{\sqrt{1-\rho^2}} \int_{-\infty}^0 \phi(x) \int_{-\infty}^0 \phi\left(\frac{x-\rho y}{\sqrt{1-\rho^2}}\right) dx dy = \frac{1}{\pi} \arcsin \rho + \frac{1}{2} \quad (19)$$

where

$$\begin{aligned} \rho &= \frac{\ell_i^\top \ell_j}{\|\ell_i\|_2 \|\ell_j\|_2} = -\frac{X_i X_j}{\|X\|_2^2} \left(1 - \frac{X_i^2}{\|X\|_2^2}\right)^{-1/2} \left(1 - \frac{X_j^2}{\|X\|_2^2}\right)^{-1/2} \\ &= -\frac{X_i X_j}{\sqrt{\sum_{k \neq i} X_k^2} \sqrt{\sum_{k \neq j} X_k^2}}. \end{aligned}$$

Thus

$$p_{ij} = \frac{1}{\pi} \arcsin \rho + \frac{1}{2}, \quad (20)$$

and hence

$$\text{Cov}(A_i, A_j) = \mathbb{E}[X_i X_j (2p_{ij} - 1)] = \frac{2}{\pi} \mathbb{E}[X_i X_j \arcsin \rho].$$

Now since $\rho \rightarrow 0$ in probability as $n \rightarrow \infty$ and

$$\arcsin \rho = \rho + O(\rho^3),$$

we have

$$\left| \text{Cov}(A_i, A_j) - \frac{2}{\pi} \mathbb{E}[X_i X_j \rho] \right| \leq \sqrt{\mathbb{E} \rho^6} = O(1/n^3).$$

where we used Cauchy-Schwartz in the first inequality. Calculate that

$$\frac{2}{\pi} \mathbb{E}[X_i X_j \rho] = -\frac{2}{\pi} \mathbb{E} \left[\frac{X_i^2 X_j^2}{\sqrt{\sum_{k \neq i} X_k^2} \sqrt{\sum_{k \neq j} X_k^2}} \right]$$

It follows that

$$\text{Cov}(A_i, A_j) = -\frac{2}{n\pi} + o(1/n). \quad (21)$$

Combining (17) and (21), we have

$$\frac{1}{\sqrt{n}} \sum_{i=1}^n A_i \sim N(0, \sigma^2) \quad (22)$$

where

$$\sigma^2 = \text{Var}(A_i) + (n-1)\text{Cov}(A_i, A_j) = 1 - \frac{2}{\pi} + o(1).$$

On the other hand, by concentration inequality for independent sub-exponential random variables

$$P\left(\left|\frac{\|X\|_2^2}{n} - 1\right| \geq \sqrt{\frac{\log n}{n}}\right) \leq \frac{1}{n^c}.$$

Then using the inequality $(\sqrt{a} - \sqrt{b})^2 \leq |a - b|$, we have, with probability at least $1 - O(n^{-c})$ for some $c > 0$,

$$\left|\frac{\|X\|_2}{\sqrt{n}} - 1\right| \leq \left|\frac{\|X\|_2^2}{n} - 1\right| \leq \sqrt{\frac{\log n}{n}}.$$

Therefore, with probability at least $1 - O(n^{-c})$,

$$\left|\Delta - \frac{1}{\sqrt{n}} \sum_{i=1}^n A_i\right| \leq \left|\frac{\sqrt{n}}{\|X\|_2} - 1\right| \cdot \left|\frac{1}{\sqrt{n}} \sum_{i=1}^n A_i\right| \leq c \frac{\log n}{\sqrt{n}}, \quad (23)$$

and we can write

$$\Delta = \frac{1}{\sqrt{n}} \sum_{i=1}^n A_i + O_P(n^{-1/2} \log n).$$

Along with (22), we have

$$\Delta \rightarrow_d N(0, 1 - 2/\pi).$$

□

Proof of Lemma 2. Recall the previous characterization of the Haar measure on $O(n)$, we set

$$\begin{aligned} e_1 &= w_1, & e_2 &= w_2 - \frac{\langle e_1, w_2 \rangle}{\langle e_1, e_1 \rangle} e_1, \\ e_3 &= w_3 - \frac{\langle e_1, w_3 \rangle}{\langle e_1, e_1 \rangle} e_1 - \frac{\langle e_2, w_3 \rangle}{\langle e_2, e_2 \rangle} e_2, \end{aligned} \quad (24)$$

for i.i.d. $w_1, w_2, w_3 \sim N(0, I_n)$ and set

$$u_i = \frac{e_1}{\|e_1\|_2}, \quad u_1 = \frac{e_2}{\|e_2\|_2}, \quad u_j = \frac{e_3}{\|e_3\|_2}. \quad (25)$$

It follows that

$$\begin{aligned}
\mathbb{E}[\text{sgn}(u_1^\top)u_i\text{sgn}(u_1^\top)u_j] &= \mathbb{E}\left[\sum_{i=1}^n \text{sgn}(e_{2i})\frac{w_{1i}}{\|w_1\|_2}\right]\left[\sum_{i=1}^n \text{sgn}(e_{2i})\frac{e_{3i}}{\|e_3\|_2}\right] \\
&= \sum_{i=1}^n \mathbb{E}\left[\frac{w_{1i}}{\|w_1\|_2}\frac{e_{3i}}{\|e_3\|_2}\right] + \sum_{i \neq j} \mathbb{E}\left[\text{sgn}(e_{2i})\text{sgn}(e_{2j})\frac{w_{1i}}{\|w_1\|_2}\frac{e_{3j}}{\|e_3\|_2}\right] \\
&= I_1 + I_2.
\end{aligned}$$

For the first term I_1 , note that

$$\mathbb{E}\frac{w_{1i}}{\|w_1\|_2}\frac{e_{3i}}{\|e_3\|_2} = \mathbb{E}\left[\frac{w_{1i}}{\|w_1\|_2}\mathbb{E}\left[\frac{e_{3i}}{\|e_3\|_2}\middle|w_1, w_2\right]\right].$$

Apparently, due to symmetry with respect to w_3 , $\mathbb{E}[e_{3i}/\|e_3\|_2|w_1, w_2] = 0$. Thus $I_1 = 0$. For the second term I_2 , we have

$$\mathbb{E}\left[\text{sgn}(e_{2i})\text{sgn}(e_{2j})\frac{w_{1i}}{\|w_1\|_2}\frac{e_{3j}}{\|e_3\|_2}\right] = \mathbb{E}\left[\mathbb{E}\left[\frac{e_{3j}}{\|e_3\|_2}\middle|w_1, w_2\right]\text{sgn}(e_{2i})\text{sgn}(e_{2j})\frac{w_{1i}}{\|w_1\|_2}\right] = 0$$

To prove the second statement, we show that $(\text{sgn}(u_1^\top)u_i, \text{sgn}(u_1^\top)u_j)$ has an asymptotically bivariate normal distribution. Toward this end, we show that for any $\nu = (\nu_1, \nu_2) \in \mathbb{R}^2$, it holds that

$$\nu_1 \text{sgn}(u_1^\top)u_i + \nu_2 \text{sgn}(u_1^\top)u_j \rightarrow_d N(0, \|\nu\|_2^2) \quad (26)$$

for some $\sigma^2(\nu) \geq 0$. Again, using the Gaussian representation in (24), we define

$$u_i = \frac{e_1}{\|e_1\|_2}, \quad u_j = \frac{e_2}{\|e_2\|_2}, \quad u_1 = \frac{e_3}{\|e_3\|_2}. \quad (27)$$

It follows that

$$\begin{aligned}
&\nu_1 \text{sgn}(u_1^\top)u_i + \nu_2 \text{sgn}(u_1^\top)u_j \\
&= \sum_{k=1}^n \text{sgn}\left(w_{3k} - \frac{\langle e_1, w_3 \rangle}{\langle e_1, e_1 \rangle}e_{1k} - \frac{\langle e_2, w_3 \rangle}{\langle e_2, e_2 \rangle}e_{2k}\right)\left(\nu_1 \frac{w_{1k}}{\|w_1\|_2} - \frac{\nu_2}{\|e_2\|_2}\left(w_{2k} - \frac{\langle w_1, w_2 \rangle}{\|w_1\|_2^2}w_{1k}\right)\right) \\
&= \frac{1}{\sqrt{n}} \sum_{k=1}^n \text{sgn}\left(w_{3k} - \frac{\langle e_1, w_3 \rangle}{\langle e_1, e_1 \rangle}e_{1k} - \frac{\langle e_2, w_3 \rangle}{\langle e_2, e_2 \rangle}e_{2k}\right)(\nu_1 w_{1k} - \nu_2 w_{2k}) + \text{Rem}.
\end{aligned}$$

In the following, we show that

$$\frac{1}{\sqrt{n}} \sum_{k=1}^n \text{sgn}\left(w_{3k} - \frac{\langle e_1, w_3 \rangle}{\langle e_1, e_1 \rangle}e_{1k} - \frac{\langle e_2, w_3 \rangle}{\langle e_2, e_2 \rangle}e_{2k}\right)(\nu_1 w_{1k} - \nu_2 w_{2k}) \rightarrow_d N(0, \sigma^2(\nu)), \quad \text{Rem} = o_P(1). \quad (28)$$

On the one hand, using the same argument as in the proof of Lemma 1, we have, the random variable

$$\text{sgn}\left(w_{3k} - \frac{\langle e_1, w_3 \rangle}{\langle e_1, e_1 \rangle} e_{1k} - \frac{\langle e_2, w_3 \rangle}{\langle e_2, e_2 \rangle} e_{2k}\right)(\nu_1 w_{1k} - \nu_2 w_{2k}) \Big| w_1, w_2$$

is a Bernoulli random variable taking values in $\{\nu_1 w_{1k} - \nu_2 w_{2k}, -\nu_1 w_{1k} + \nu_2 w_{2k}\}$ with even probability. By joint normality of w_1 and w_2 , one can obtain

$$\text{sgn}\left(w_{3k} - \frac{\langle e_1, w_3 \rangle}{\langle e_1, e_1 \rangle} e_{1k} - \frac{\langle e_2, w_3 \rangle}{\langle e_2, e_2 \rangle} e_{2k}\right)(\nu_1 w_{1k} - \nu_2 w_{2k}) \sim N(0, \|\nu\|_2^2), \quad (29)$$

for each $1 \leq k \leq n$. Thus the first statement of (28) holds. To show $R = o_P(1)$, note that

$$\begin{aligned} Rem &= \frac{1}{\sqrt{n}} \sum_{k=1}^n \text{sgn}(e_{3k}) \left((1 - \sqrt{n}/\|e_2\|_2) \nu_2 w_{2k} + (1 - \sqrt{n}/\|w_1\|_2) \nu_1 w_{1k} + \frac{\sqrt{n}}{\|e_2\|_2} \frac{w_1^\top w_2}{\|w_1\|_2^2} \nu_2 w_{1k} \right) \\ &\leq \nu_2 \left| \frac{1}{\sqrt{n}} \sum_{k=1}^n \text{sgn}(e_{3k}) w_{2k} \right| \cdot \left| 1 - \frac{\sqrt{n}}{\|e_2\|_2} \right| + \nu_1 \left| \frac{1}{\sqrt{n}} \sum_{k=1}^n \text{sgn}(e_{3k}) w_{1k} \right| \cdot \left| 1 - \frac{\sqrt{n}}{\|w_1\|_2} \right| \\ &\quad + \nu_2 \left| \frac{1}{\sqrt{n}} \sum_{k=1}^n \text{sgn}(e_{3k}) w_{1k} \right| \cdot \left| \frac{\sqrt{n}}{\|e_2\|_2} \frac{w_1^\top w_2}{\|w_1\|_2^2} \right|. \end{aligned}$$

By concentration inequality for sub-exponential random variables, we have

$$\left| 1 - \frac{\sqrt{n}}{\|w_\ell\|_2} \right| = O_P(n^{-1/2}), \quad \ell = 1, 2,$$

and

$$|w_1^\top w_2| = O_P(\sqrt{n}).$$

In addition, since $\|e_2\|_2^2 = \|w_2\|_2^2 - |w_1^\top w_2|^2 / \|w_1\|_2^2$, we have

$$\left| 1 - \frac{\sqrt{n}}{\|e_2\|_2} \right| \leq C \left| 1 - \frac{\|e_2\|_2^2}{n} \right| \leq C_1 \left| 1 - \frac{\|w_2\|_2^2}{n} \right| + C_2 \left| \frac{|w_1^\top w_2|^2}{n \|w_1\|_2^2} \right| = O_P(n^{-1/2}).$$

Using the same conditional argument that leads to (29), we also have

$$\frac{1}{\sqrt{n}} \sum_{k=1}^n \text{sgn}(e_{3k}) w_{\ell k} \sim N(0, 1), \quad \ell = 1, 2.$$

As a result, we obtain $Rem = o_P(1)$, which completes the proof of (26). By the Cramér-Wold theorem, $(\text{sgn}(u_1^\top) u_i, \text{sgn}(u_1^\top) u_j)$ is asymptotically bivariate normal. Since we just proved

$$\mathbb{E}[\text{sgn}(u_1^\top) u_i \text{sgn}(u_1^\top) u_j] = 0$$

for all $n \geq 1$ and all $i, j \in \{2, \dots, n\}$, we have

$$(\text{sgn}(u_1^\top)u_i, \text{sgn}(u_1^\top)u_j) \rightarrow_d N(0, \mathbf{B}), \quad \mathbf{B} = \begin{bmatrix} 1 - 2/\pi & 0 \\ 0 & 1 - 2/\pi \end{bmatrix}.$$

Now, in order to obtain the second statement of Lemma 2, we need to establish the convergence of moments from the convergence in distribution using the following lemma, which can be find in many standard texts such as Theorem 1.8 in Shao (2003).

Lemma 6. *Let X, X_1, X_2, \dots be random k -vectors. Suppose that $X_n \rightarrow_d X$. Then for any $r > 0$, $\lim_{n \rightarrow \infty} \mathbb{E}\|X_n\|_r^r = \mathbb{E}\|X\|_r^r < \infty$ if and only if $\{\|X_n\|_r^r\}$ is uniformly integrable. In particular, a sufficient condition for uniform integrability of $\{\|X_n\|_r^r\}$ is that $\sup_n \mathbb{E}\|X_n\|_r^{r+\delta} < \infty$ for a $\delta > 0$.*

It suffices to check $\sup_n \mathbb{E}(\text{sgn}(u_1^\top)u_i)^r (\text{sgn}(u_1^\top)u_j)^r < \infty$ for some $r \geq 3$. To see this, for any $n > 0$, by Cauchy-Schwartz inequality and the first inequality in (23),

$$\begin{aligned} \mathbb{E}(\text{sgn}(u_1^\top)u_i)^r (\text{sgn}(u_1^\top)u_j)^r &\leq \sqrt{\mathbb{E}(\text{sgn}(u_1^\top)u_i)^{2r}} \sqrt{\mathbb{E}(\text{sgn}(u_1^\top)u_j)^{2r}} \\ &\leq \mathbb{E}\left(\mathcal{N} + \mathcal{N}\left|\frac{\sqrt{n}}{\|X\|_2} - 1\right|\right)^{2r} \\ &\leq 4^r (\mathbb{E}\mathcal{N}^{2r} + \mathbb{E}\left|\frac{\sqrt{n}}{\|X\|_2} - 1\right|^{2r} \cdot \mathcal{N}^{2r}) \\ &< C_r, \end{aligned}$$

where $\mathcal{N} = \frac{1}{\sqrt{n}} \sum_{i=1}^n A_i$ using the notation of (23). $C_r < \infty$ is some constant only depending on r , and the last inequality follows from $\|X\|_2^2/n \rightarrow 1$ a.s. (strong law of large numbers) and the normality of \mathcal{N} . This completes the proof of the uniform integrability of $\{(\text{sgn}(u_1^\top)u_i)^2 (\text{sgn}(u_1^\top)u_j)^2\}_{n \geq 1}$. \square

Proof of Lemma 3. The proof follows essentially the proof of Theorem 1 in Meckes and Meckes (2007). Let I be chosen uniformly from $\{1, \dots, n\}$, independently of X , and define

$$X' = X - 2X_I e_I.$$

Then (X, X') is an exchangeable pair of random vectors by assumption. We need the following lemma proved by Stein (1986).

Lemma 7. *Let (W, W') be an exchangeable pair of random variables such that*

$$\mathbb{E}W = 0, \quad \mathbb{E}W^2 = 1,$$

and

$$\mathbb{E}[W - W'|W] = \lambda W$$

for some $\lambda \in (0, 1)$. Then

$$\sup_{t \in \mathbb{R}} |P(W \leq t) - \Phi(t)| \leq \frac{1}{\lambda} \sqrt{\text{Var} \mathbb{E}[(W - W')^2|W]} + (2\pi)^{-1/4} \sqrt{\frac{1}{\lambda} \mathbb{E}|W - W'|^3}.$$

Define $\sigma_\theta^2 = \sum_{i=1}^n \theta_i^2 \sigma_i^2$, $W = W_\theta = \frac{\langle X, \theta \rangle}{\sigma_\theta}$ and $W' = \frac{\langle X', \theta \rangle}{\sigma_\theta}$. Now $\mathbb{E}W = 0$ and $\mathbb{E}W^2 = 1$ since X is isotropic, and

$$\mathbb{E}[W - W'|W] = \mathbb{E}\left[\frac{1}{n\sigma_\theta} \sum_{i=1}^n 2X_i\theta_i \middle| W\right] = \frac{2}{n\sigma_\theta} \mathbb{E}\left[\left\langle \sum_{i=1}^n e_i e_i^\top X, \theta \right\rangle \middle| W\right] = \frac{2W}{n}.$$

To apply Lemma 7, it remains to estimate the quantities

$$\text{Var} \mathbb{E}[(W - W')^2|W], \quad \mathbb{E}|W - W'|^3.$$

Firstly,

$$\mathbb{E}(\mathbb{E}[(W - W')^2|W]) = \mathbb{E}(\mathbb{E}[W^2 + (W')^2 - 2WW'|W]) = \frac{4}{n},$$

and by the conditional form of Jensen's inequality

$$\mathbb{E}(\mathbb{E}[(W - W')^2|W])^2 \leq \mathbb{E}(\mathbb{E}[(W - W')^2|X])^2 = \frac{1}{\sigma_\theta^4} \mathbb{E}(\mathbb{E}[(2X_I\theta_I)^2|X])^2 = \frac{16}{\sigma_\theta^4 n^2} \sum_{i,j=1}^n \theta_i^2 \theta_j^2 \mathbb{E}[X_i^2 X_j^2],$$

so

$$\begin{aligned} \text{Var} \mathbb{E}[(W - W')^2|W] &= \mathbb{E}(\mathbb{E}[(W - W')^2|W])^2 - \frac{16}{n^2} \\ &\leq \frac{16}{n^2} \left(\frac{1}{\sigma_\theta^4} \sum_{i,j=1}^n \theta_i^2 \theta_j^2 \mathbb{E}[X_i^2 X_j^2] - 1 \right). \end{aligned}$$

Next, we calculate that

$$\mathbb{E}|W - W'|^3 = \frac{8}{\sigma_\theta^3} \mathbb{E}|X_I \theta_I|^3 = \frac{8}{\sigma_\theta^3 n} \sum_{i=1}^n |\theta_i|^3 \mathbb{E}|X_i|^3 \leq \frac{8}{\sigma_\theta^3 n} \left(\max_i \mathbb{E}|X_i|^3 \right) \sum_{i=1}^n |\theta_i|^3.$$

The proof is complete by inserting these estimates into Lemma 7. \square

Proof of Lemma 4. For the first statement, by definition

$$\begin{aligned}\mathbb{E}\alpha_i^2 &= \frac{1}{2}\mathbb{E}[\zeta_i^4 + \eta_i^4 - 2\zeta_i^2\eta_i^2] \\ &= \frac{\gamma_i^2}{2}(\mathbb{E}[\text{sgn}(u_1^\top)u_i]^4 + \mathbb{E}[\text{sgn}(u_1^\top)u_j]^4 - 2\mathbb{E}[\text{sgn}(u_1^\top)u_i]^2[\text{sgn}(u_1^\top)u_j]^2).\end{aligned}$$

By Lemma 2, the last term in the last expression is

$$2\mathbb{E}[\text{sgn}(u_1^\top)u_i^\top]^2[\text{sgn}(u_1^\top)u_j^\top]^2 = 2(1 - \pi/2)^2 + o(1).$$

On the other hand, by asymptotic normality of $\text{sgn}(u_1^\top)u_j$ for each $j = 2, \dots, n$ and Lemma 6, we have

$$\mathbb{E}[\text{sgn}(u_1^\top)u_j]^4 = 3(1 - 2/\pi)^2 + o(1).$$

It then follows that

$$\mathbb{E}\alpha_i^2 = 2\gamma_i^2(1 - 2/\pi)^2 + o(1). \quad (30)$$

The second statement follows from Lemma 1 and Lemma 2. Specifically, using the same argument that leads to (28), one can show that for any fixed $i, j \in \{2, \dots, m\}, i \neq j$,

$$(\text{sgn}(u_1^\top)u_i, \text{sgn}(u_1^\top)u_j, \text{sgn}(u_1^\top)u_{n-i+1}, \text{sgn}(u_1^\top)u_{n-j+1}) \rightarrow_d N(0, (1 - 2/\pi)\mathbf{I}_4).$$

As a result, the random variables $\{\zeta_i, \eta_i, \zeta_j, \eta_j\}$ are also asymptotically independent Gaussian random variables, and so does statistics α_i and α_j . The second statement then follows again from Lemma 6 and (30) which guarantees the uniform integrability conditions. \square

Proof of Lemma 6. By definition, we have

$$\begin{aligned}|\mathcal{E}| &= \left| \text{Cov}\left((\lambda_i/\sqrt{n} - \gamma_i)(\text{sgn}(u_1^\top)u_i)^2, n^{-1/2}\|u_1\|_1^2(n^{2/3}(\lambda_1/\sqrt{n} - 2))\right) \right| \\ &\leq \sqrt{\text{Var}((\lambda_i/\sqrt{n} - \gamma_i)(\text{sgn}(u_1^\top)u_i)^2)} \sqrt{\text{Var}(n^{-1/2}\|u_1\|_1^2(n^{2/3}(\lambda_1/\sqrt{n} - 2)))} \\ &\leq [\mathbb{E}(\lambda_i/\sqrt{n} - \gamma_i)^4]^{1/4} [\mathbb{E}(\text{sgn}(u_1^\top)u_i)^8]^{1/4} [\mathbb{E}n^{-2}\|u_1\|_1^8]^{1/4} [\mathbb{E}n^{8/3}(\lambda_1/\sqrt{n} - 2)^4]^{1/4},\end{aligned}$$

by using Cauchy-Schwartz inequality. From Lemma 1 and Lemma 6, we have $[\mathbb{E}(\text{sgn}(u_1^\top)u_i)^8]^{1/4} = O(1)$. From the Gaussian representation of u_1 defined in (A2) of the main paper, we have $[\mathbb{E}n^{-2}\|u_1\|_1^8]^{1/4} = O(\sqrt{n})$. From Lemma 5 (rigidity of eigenvalues) and the almost sure bound $\lambda_1 = (2 + o(1))\sqrt{n}$ given by Bai and Yin (1988), we have for any sufficiently small $\epsilon > 0$,

$$[\mathbb{E}(\lambda_i/\sqrt{n} - \gamma_i)^4]^{1/4} = o(n^{-2/3+\epsilon}).$$

Combining these bounds, we have $|\mathcal{E}| = o(n^{-1/6+2\epsilon})$. Now recall that the eigenvalues and the eigenvectors of GOE are independent. It holds that

$$\begin{aligned} \left| \text{Cov} \left(\gamma_i (\text{sgn}(u_1^\top) u_i)^2, \frac{n^{2/3}(\lambda_1/\sqrt{n} - 2) \|u_1\|_1^2}{\sqrt{n}} \right) \right| &= \left| \mathbb{E} n^{2/3}(\lambda_1/\sqrt{n} - 2) \cdot \text{Cov} \left(\gamma_i (\text{sgn}(u_1^\top) u_i)^2, \frac{\|u_1\|_1^2}{\sqrt{n}} \right) \right| \\ &= O(n^\epsilon) \cdot \left| \text{Cov} \left(\gamma_i (\text{sgn}(u_1^\top) u_i)^2, \sqrt{n} \left(\frac{\|u_1\|_1^2}{n} - \frac{\pi}{2} \right) \right) \right|. \end{aligned} \quad (31)$$

Now we analyse the above covariance more carefully. Firstly, using the Gaussian representation (24) with

$$u_1 = \frac{e_1}{\|e_1\|_2}, \quad u_i = \frac{e_2}{\|e_2\|_2},$$

direct calculation yields

$$\begin{aligned} \sqrt{n} \left(\frac{\|u_1\|_1^2}{n} - \frac{\pi}{2} \right) &= \frac{1}{\sqrt{n}} + \frac{1}{\sqrt{n}} \left(\frac{1}{n} \sum_{i \neq j} |w_{1i} w_{1j}| - \frac{2n}{\pi} \right) + \frac{2}{\pi} \sqrt{n} \left(\frac{\|w_1\|_2^2}{n} - 1 \right) \\ &\quad + \left(\frac{2}{\pi} - \frac{\sum_{i \neq j} |w_{1i} w_{1j}|}{n^2(1 + (\|w_1\|_2^2/n - 1))} \right) \sqrt{n} \left(\frac{\|w_1\|_2^2}{n} - 1 \right) \\ &\equiv \frac{2}{\pi} \sqrt{n} \left(\frac{\|w_1\|_2^2}{n} - 1 \right) + \frac{1}{\sqrt{n}} \Delta_1, \end{aligned}$$

and

$$\text{sgn}(u_1^\top) u_i = \frac{1}{\sqrt{n}} \sum_{j=1}^n \text{sgn}(w_{1j}) w_{2j} + \frac{1}{\sqrt{n}} \left(\frac{\sqrt{n}}{\|e_2\|_2} - 1 \right) \sum_{j=1}^n \text{sgn}(w_{1j}) w_{2j} - \frac{w_1^\top w_2}{\|w_1\|_2^2 \|e_2\|_2} \sum_{j=1}^n |w_{1j}|,$$

or

$$(\text{sgn}(u_1^\top) u_i)^2 \equiv \left(\frac{1}{\sqrt{n}} \sum_{j=1}^n \text{sgn}(w_{1j}) w_{2j} \right)^2 + \frac{1}{\sqrt{n}} \Delta_2.$$

Hence, we have

$$\begin{aligned} &\left| \text{Cov} \left(\gamma_i (\text{sgn}(u_1^\top) u_i)^2, \sqrt{n} \left(\frac{\|u_1\|_1^2}{n} - \frac{\pi}{2} \right) \right) \right| \\ &\lesssim \left| \text{Cov} \left(\sqrt{n} \left(\frac{\|w_1\|_2^2}{n} - 1 \right), \left(\frac{1}{\sqrt{n}} \sum_{j=1}^n \text{sgn}(w_{1j}) w_{2j} \right)^2 \right) \right| + \frac{1}{\sqrt{n}} |\text{Cov}(\sqrt{n} \left(\frac{\|w_1\|_2^2}{n} - 1 \right), \Delta_2)| \\ &\quad + \frac{1}{\sqrt{n}} \left| \text{Cov} \left(\Delta_1, \left(\frac{1}{\sqrt{n}} \sum_{j=1}^n \text{sgn}(w_{1j}) w_{2j} \right)^2 \right) \right| + \frac{1}{\sqrt{n}} |\text{Cov}(\Delta_1, \Delta_2)|. \end{aligned}$$

To show that the last three terms are all of order $O(n^{-1/2})$, we use Cauchy-Schwartz inequality. It suffices to control the variances or the second moments of $\Delta_1, \Delta_2, \sqrt{n} \left(\frac{\|w_1\|_2^2}{n} - 1 \right)$ and

$(\frac{1}{\sqrt{n}} \sum_{j=1}^n \text{sgn}(w_{1j})w_{2j})^2$, respectively. Specifically, using Lemma A1 and Lemma 6, we have $\text{Var}[(\frac{1}{\sqrt{n}} \sum_{j=1}^n \text{sgn}(w_{1j})w_{2j})^2] = O(1)$. Using standard CLT and Lemma 6, we have $\text{Var}[\sqrt{n}(\frac{\|w_1\|_2^2}{n} - 1)] = O(1)$. For Δ_1 , we can control its second moment by using Lemma 3 for the term $(\frac{1}{n} \sum_{i \neq j} |w_{1i}w_{1j}| - \frac{2n}{\pi})$, strong law of large numbers for $\|w_1\|_2^2/n - 1$, and Lemma 6, to obtain $\mathbb{E}\Delta_1^2 = O(1)$. Lastly, one can similarly obtain $\mathbb{E}\Delta_2^2 = O(1)$ using Lemma 1 for the term $\frac{1}{\sqrt{n}} \sum_{j=1}^n \text{sgn}(w_{1j})w_{1j}$ and $\sqrt{n}w_1^\top w_2$, strong law of large numbers for $\frac{1}{n} \sum_{j=1}^n |w_{1j}|$ and $\|w_1\|_2^2/n$, and Lemma 6. As a result, we have

$$\begin{aligned} & \left| \text{Cov}\left(\gamma_i(\text{sgn}(u_1^\top)u_i)^2, \sqrt{n}\left(\frac{\|u_1\|_1^2}{n} - \frac{\pi}{2}\right)\right) \right| \\ & \lesssim \left| \text{Cov}\left(\sqrt{n}\left(\frac{\|w_1\|_2^2}{n} - 1\right), \left(\frac{1}{\sqrt{n}} \sum_{j=1}^n \text{sgn}(w_{1j})w_{2j}\right)^2\right) \right| + O(1/\sqrt{n}). \end{aligned}$$

Now since

$$\begin{aligned} & \text{Cov}\left(\sqrt{n}\left(\frac{\|w_1\|_2^2}{n} - 1\right), \left(\frac{1}{\sqrt{n}} \sum_{j=1}^n \text{sgn}(w_{1j})w_{2j}\right)^2\right) \\ &= \frac{1}{n^{3/2}} \text{Cov}\left(\sum_{j=1}^n w_{1j}, \sum_{1 \leq j, k \leq n} \text{sgn}(w_{1j})\text{sgn}(w_{1k})w_{2j}w_{2k}\right) \\ &= \frac{1}{n^{3/2}} \sum_{1 \leq j, k, \ell \leq n} \text{Cov}(w_{1\ell}, \text{sgn}(w_{1j})\text{sgn}(w_{1k})w_{2j}w_{2k}) \\ &= 0, \end{aligned}$$

where the last equation holds since

$$\begin{aligned} \text{Cov}(w_{1\ell}, \text{sgn}(w_{1j})\text{sgn}(w_{1k})w_{2j}w_{2k}) &= \mathbb{E}w_{1\ell}\text{sgn}(w_{1j})\text{sgn}(w_{1k})w_{2j}w_{2k} - \mathbb{E}w_{1\ell}\mathbb{E}\text{sgn}(w_{1j})\text{sgn}(w_{1k})w_{2j}w_{2k} \\ &= \mathbb{E}w_{1\ell}\text{sgn}(w_{1j})\text{sgn}(w_{1k})\mathbb{E}w_{2j}w_{2k} - \mathbb{E}w_{1\ell}\mathbb{E}\text{sgn}(w_{1j})\text{sgn}(w_{1k})\mathbb{E}w_{2j}w_{2k} \\ &= \mathbb{E}w_{2j}w_{2k}(\mathbb{E}w_{1\ell}\text{sgn}(w_{1j})\text{sgn}(w_{1k}) - \mathbb{E}w_{1\ell}\mathbb{E}\text{sgn}(w_{1j})\text{sgn}(w_{1k})) \\ &= 0, \end{aligned}$$

for any $1 \leq j, k, \ell \leq n$. Back to (31), we have shown

$$\left| \text{Cov}\left(\gamma_i(\text{sgn}(u_1^\top)u_i)^2, \frac{n^{2/3}(\lambda_1/\sqrt{n} - 2)\|u_1\|_1^2}{\sqrt{n}}\right) \right| = O(n^{-1/2+\epsilon}),$$

for some sufficiently small $\epsilon > 0$. This completes the proof. \square

B Proof of Theorem 2

Since $Q = A_n + B_n$ and $B_n = \lambda_1 \|u_1\|_1^2$, we have

$$\text{Cov}(Q/n, n^{1/6} \lambda_1) = \text{Cov}\left(\frac{A_n}{n}, n^{1/6} \lambda_1\right) + \text{Cov}\left(\frac{\lambda_1 \|u_1\|_1^2}{n}, n^{1/6} \lambda_1\right).$$

On the one hand, we have

$$\begin{aligned} \text{Cov}\left(\frac{\lambda_1 \|u_1\|_1^2}{n}, n^{1/6} \lambda_1\right) &= n^{-5/6} (\mathbb{E} \|u_1\|_1^2 \lambda_1^2 - \mathbb{E} \lambda_1 \|u_1\|_1^2 \mathbb{E} \lambda_1) \\ &= n^{-5/6} \mathbb{E} \|u_1\|_1^2 \cdot \text{Var}(\lambda_1) \\ &\leq n^{1/6} \mathbb{E} \|u_1\|_1^2 \cdot \mathbb{E} (\lambda_1 / \sqrt{n} - 2)^2. \end{aligned}$$

Lemma 5 and the almost sure bound $\lambda_1 = (2 + o(1))\sqrt{n}$ given by Bai and Yin (1988) imply

$$\mathbb{E} (\lambda_1 / \sqrt{n} - 2)^2 = O(n^{-4/3+\epsilon}). \quad (32)$$

Since $\|u_1\|_2 = 1$, we also have

$$\frac{1}{n} \mathbb{E} \|u_1\|_1^2 \leq 1.$$

Combining these results, we have

$$\text{Cov}\left(\frac{\lambda_1 \|u_1\|_1^2}{n}, n^{1/6} \lambda_1\right) = O(n^{-1/6+\epsilon}). \quad (33)$$

On the other hand, note that

$$A_n/n = \Omega_0 + n^{-1/2} \sum_{i=2}^n (\lambda_i/n^{1/2} - \gamma_i) (\text{sgn}(u_1^\top) u_i)^2.$$

Then

$$\begin{aligned} \text{Cov}\left(\frac{A_n}{n}, n^{1/6} \lambda_1\right) &= \text{Cov}(\Omega_0, n^{1/6} \lambda_1) + \text{Cov}\left(n^{-1/2} \sum_{i=2}^n (\lambda_i/n^{1/2} - \gamma_i) (\text{sgn}(u_1^\top) u_i)^2, n^{1/6} \lambda_1\right) \\ &= n^{-1/2} \sum_{i=2}^n \text{Cov}\left((\lambda_i/n^{1/2}) (\text{sgn}(u_1^\top) u_i)^2, n^{1/6} \lambda_1\right), \end{aligned}$$

as a result of the independence between the eigenvalues and the eigenvectors of GOE. Now since, for any $i \geq 2$,

$$\begin{aligned}\text{Cov}\left((\lambda_i/n^{1/2})(\text{sgn}(u_1^\top)u_i)^2, n^{1/6}\lambda_1\right) &= n^{-1/3}\mathbb{E}\lambda_i(\text{sgn}(u_1^\top)u_i)^2\lambda_1 - n^{-1/3}\mathbb{E}\lambda_i(\text{sgn}(u_1^\top)u_i)^2\mathbb{E}\lambda_1 \\ &= n^{-1/3}\mathbb{E}(\text{sgn}(u_1^\top)u_i)^2 \cdot \text{Cov}(\lambda_i, \lambda_1),\end{aligned}$$

where by Cauchy-Schwartz inequality

$$\text{Cov}(\lambda_i, \lambda_1) \leq \sqrt{\text{Var}(\lambda_i)\text{Var}(\lambda_1)}.$$

In particular, $\text{Var}(\lambda_1)$ can be bounded using (32), and $\text{Var}(\lambda_i)$ for $i \geq 2$ has the upper bound

$$\text{Var}(\lambda_i) = \text{Var}(\lambda_i - \sqrt{n}\gamma_i) \leq \mathbb{E}(\lambda_i - \sqrt{n}\gamma_i)^2 \leq n\mathbb{E}(\lambda_i/\sqrt{n} - \gamma_i)^2 = O(n^{-1/3+\epsilon}),$$

where the last inequality follows from Lemma 5 and (32). Moreover, using Lemma 1 and Lemma 6, we have $\mathbb{E}(\text{sgn}(u_1^\top)u_i)^2 = O(1)$. Hence

$$\text{Cov}\left((\lambda_i/n^{1/2})(\text{sgn}(u_1^\top)u_i)^2, n^{1/6}\lambda_1\right) = O(n^{-2/3+\epsilon}),$$

and therefore

$$\text{Cov}\left(\frac{A_n}{n}, n^{1/6}\lambda_1\right) = O(n^{-1/6+\epsilon}). \quad (34)$$

The proof is complete by combining (33) and (34).

C Proof of Theorem 3

Let u_i and $\lambda_i(W)$ be the i -th eigenvector and eigenvalue of W . By definition, we have

$$\begin{aligned}Q/n - 2\|u_1\|_1^2/\sqrt{n} &= \text{sgn}(u_1^\top)W \text{sgn}(u_1)/n - 2\|u_1\|_1^2/\sqrt{n} \\ &= \lambda_1(W)\{\text{sgn}(u_1^\top)u_1\}^2/n - 2\|u_1\|_1^2/\sqrt{n} + \sum_{i=2}^n \lambda_i(W)\{\text{sgn}(u_1^\top)u_i\}^2/n \\ &= (\lambda_1(W) - 2\sqrt{n})\|u_1\|_1^2/n + \sum_{i=2}^n \lambda_i(W)\{\text{sgn}(u_1^\top)u_i\}^2/n.\end{aligned} \quad (35)$$

About the first term, by Weyl's perturbation inequality (Corollary III.2.6 of Bhatia (2013)) and Bai-Yin's law (Bai and Yin, 1988), we have, for any $i = 1, \dots, n$,

$$|\lambda_i(W) - \lambda_i(\Theta)| \leq \|Z\| \leq C\sqrt{n},$$

almost surely for some constant $C > 0$. In other words,

$$\lambda_1(W) \geq \lambda_1(\Theta) - C\sqrt{n} \gtrsim \sqrt{n}$$

for some sufficiently large $C_0 > C$. Now since $\|x\|_1 \geq \sqrt{n}\|x\|_2$, we have

$$\|u_1\|_1^2/n \geq 1,$$

so that $(\lambda_1(W) - 2\sqrt{n})\|u_1\|_1^2/n \gtrsim \sqrt{n}$ for sufficiently large C_0 . Therefore, it suffices to show that $\sum_{i=2}^n \lambda_i(W) \{\text{sgn}(u_1^\top)u_i\}^2/n \gtrsim -\sqrt{n}$. To see this, by Corollary III.2.2 of Bhatia (2013), we have

$$\lambda_i(W) \geq \lambda_i(Z) + \lambda_n(\Theta).$$

As a result,

$$\sum_{i=2}^n \lambda_i(W) \{\text{sgn}(u_1^\top)u_i\}^2/n \geq \sum_{i=2}^n (\lambda_i(Z) + \lambda_n(\Theta)) \{\text{sgn}(u_1^\top)u_i\}^2/n.$$

Since u_i 's are orthonormal vectors, the vector $\tau = (\text{sgn}(u_1)^\top u_2/\sqrt{n}, \dots, \text{sgn}(u_1)^\top u_n/\sqrt{n})$ satisfies $\|\tau\|_2^2 \leq 1$. Therefore, it holds that

$$\sum_{i=2}^n (\lambda_i(Z) + \lambda_n(\Theta)) \{\text{sgn}(u_1^\top)u_i\}^2/n \geq \lambda_n(Z) + \lambda_n(\Theta) \gtrsim -\sqrt{n},$$

almost surely. This implies that the test statistic $Q/n - 2\|u_1\|_1^2/\sqrt{n} \rightarrow \infty$ almost surely as $n \rightarrow \infty$, which completes the proof.

D Supplementary Figures and Tables

D.1 More Simulations about Universality

In this section, we provide more simulation results on the universality of our theoretical limit distribution considered in Section 3.2 of the main paper. Table 8-10 provide the empirical tail probabilities of the standardized statistic at different quantiles of $N(0, 2(1 - 2/\pi)^2)$ under the following non-GOE settings: (i) the symmetric random matrices with heavy-tailed, nonsymmetric distributions such as the exponential distribution $\text{Exp}(1)$; (ii) the adjacency matrix of sparse Erdős-Rényi random graph (Erdős et al., 2012, 2013) with $p = n^{-1/4}$; and (iii) the sample correlation matrix R_n of N i.i.d. observations from $N(0, I_n)$ with $N = n^{5/2}$. In case (i) and (ii), the entries of the random matrices are normalized to match the first two moments of GOE. In case (iii), the modularity is calculated from the normalized matrix $\sqrt{N}(R_n - I_n)$.

Table 8: Empirical tail probabilities at $N(0, 2(1 - 2/\pi)^2)$ quantiles: the case of heavy-tailed distribution $\text{Exp}(1)$

n	50	100	500	1000	2000	5000
$\alpha = 0.01$	0.0868	0.0731	0.0181	0.0124	0.0098	0.0079
$\alpha = 0.05$	0.1531	0.1432	0.0620	0.0498	0.0417	0.0379
$\alpha = 0.25$	0.3089	0.3186	0.2314	0.2079	0.1963	0.1912
$\alpha = 0.50$	0.4585	0.4879	0.4327	0.4116	0.4043	0.4030
$\alpha = 0.75$	0.6214	0.6658	0.6557	0.6457	0.6415	0.6468
$\alpha = 0.95$	0.8242	0.8695	0.8874	0.8913	0.8949	0.9005
$\alpha = 0.99$	0.9166	0.9477	0.9655	0.9668	0.9694	0.9724

Table 9: Empirical tail probabilities at $N(0, 2(1 - 2/\pi)^2)$ quantiles: the case of Erdős-Renyi random graph ($p = n^{-1/4}$)

n	50	100	500	1000	2000	5000
$\alpha = 0.01$	0.0005	0.0016	0.0048	0.0063	0.0072	0.0080
$\alpha = 0.05$	0.0029	0.0071	0.0222	0.0283	0.0333	0.0380
$\alpha = 0.25$	0.0236	0.0460	0.1193	0.1465	0.1687	0.1887
$\alpha = 0.50$	0.0764	0.1309	0.2743	0.3273	0.3629	0.4025
$\alpha = 0.75$	0.1959	0.2921	0.4948	0.5617	0.6060	0.6475
$\alpha = 0.95$	0.4923	0.6118	0.8015	0.8472	0.8764	0.9017
$\alpha = 0.99$	0.7175	0.8096	0.9271	0.9492	0.9621	0.9736

Table 10: Empirical tail probabilities at $N(0, 2(1 - 2/\pi)^2)$ quantiles: the case of sample correlation matrix ($N = n^{5/2}$)

n	20	75	50	100	150	200
$\alpha = 0.01$	0.0028	0.0063	0.0058	0.0067	0.0065	0.0073
$\alpha = 0.05$	0.0102	0.0201	0.0214	0.0230	0.0222	0.0282
$\alpha = 0.25$	0.0561	0.0902	0.1066	0.1096	0.1252	0.1344
$\alpha = 0.50$	0.1322	0.2035	0.2399	0.2536	0.2775	0.2917
$\alpha = 0.75$	0.2646	0.3880	0.4343	0.4463	0.4955	0.5060
$\alpha = 0.95$	0.5559	0.6913	0.7397	0.7507	0.7926	0.8098
$\alpha = 0.99$	0.7617	0.8610	0.8835	0.9011	0.9188	0.9287

D.2 Details about the Two Alternative Methods

In this section, we provide more details about the two alternative tests considered in Section 3.3 of the main paper, namely, the *Largest Eigenvalue Test* based on $\lambda_1(W)$ and its Tracy-Widom limiting distribution (Johnstone and Ma, 2012), and the *Entrywise Maximum Test* based on the entrywise maxima $\max_{1 \leq i \neq j \leq n} |\{\text{cov}(W)\}_{ij}|$ of the covariance matrix and its Gumbel limiting distribution (Jiang, 2004a; Hu et al., 2020). Specifically, under the GOE null, we know that $\lambda_1(W)$ converges weakly to a standard Tracy-Widom random variable, while $T_n = \max_{1 \leq i \neq j \leq n} |\{\text{cov}(W)\}_{ij}|$ has the

following limiting distribution

$$P(nT_n^2 - 4 \log n + \log \log n \leq y) \rightarrow \exp(-K \exp(-y/2)), \quad \text{as } n \rightarrow \infty,$$

where $K = \sqrt{(8\pi)}$. Both of the tests reject the null hypothesis whenever the test statistic exceeds the top $(1 - \alpha)$ percentile of the limiting distribution. Table 11 provides the empirical type I errors of these two tests at the level $\alpha = 0.05$, showing the asymptotic validity of these tests. The empirical type I errors are calculated based on 100,000 rounds of simulations.

Table 11: Empirical type I errors of the two alternatives methods at level $\alpha = 0.05$

n	50	100	200	400	600	800
Largest Eigenvalue Test	0.0389	0.0399	0.0397	0.0456	0.0456	0.0440
Entrywise Maximum Test	0.1720	0.1233	0.0902	0.0700	0.0659	0.0642

D.3 Comparisons of Modularity and Normalized Modularity

In Figure 3, we compare numerically the scaled modularity Q/n and the normalized modularities $n^{-1}(Q - 2n^{1/2}\|u_1\|_1^2)$ (denoted as **normalized_Q_1**) and $n^{-1}(Q - n^{3/2}4/\pi)$ (denoted as **normalized_Q_2**) under the null and the alternative models. For each $n \in \{50, 100, 150, 200\}$, we calculate these modularities from standard Wigner matrices (null), or the deformed GOE matrices (alternative) defined in Section 3.3 of our main paper with $\beta = 2\sqrt{n}$, and produce the boxplots based on 3,000 rounds of simulations. From the top of Figure 3, we find that under the null model, as n grows, the magnitude of the modularity Q/n increase, whereas empirical distributions of the normalized modularities remain roughly the same. Under the alternative model, in the middle of Figure 3, all the three modularities underwent some mean shifts as n increases, with relatively stable variances. This implies that, to construct a valid statistical test, or to better compare the evidences of network community structures, especially across studies with different sample sizes, one should use the normalized modularities instead of Q or Q/n . In addition, we observe that under both null and alternative, **normalized_Q_1** has slightly smaller variability than **normalized_Q_2**. At the bottom of Figure 3, we compare the differences of the two normalized modularities calculated from the null and alternative models. We find that the differences is more significant for **normalized_Q_2** than those for **normalized_Q_1**, which suggests that a test based on **normalized_Q_2** could be potentially more powerful under such alternatives.

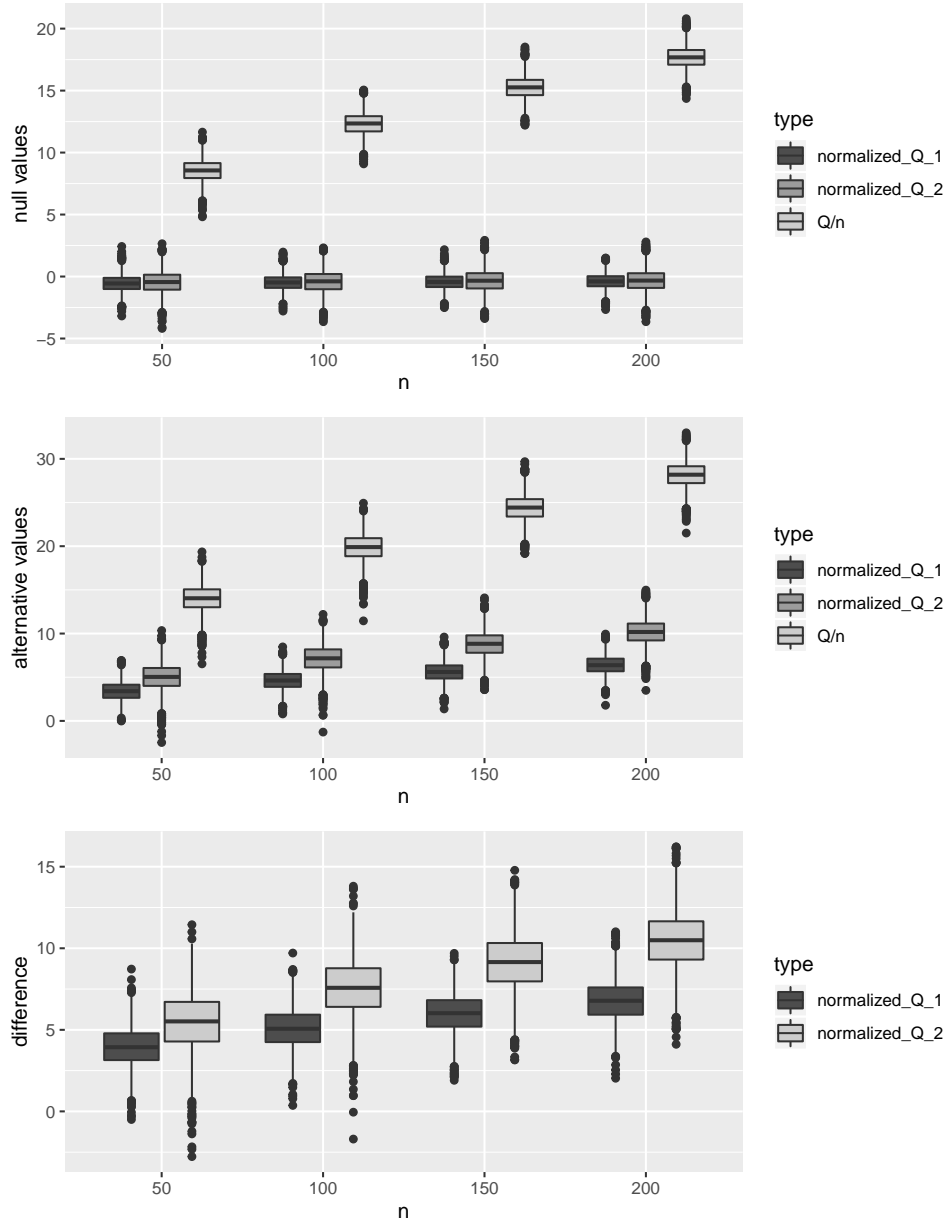


Figure 3: Numerical comparisons of the modularities under the null and the alternative models. Top: boxplots of the modularities calculated from the standard GOE matrices (null model); Middle: boxplots of the modularities calculated from the deformed GOE matrices (alternative model); Bottom: boxplots of the differences of the two normalized modularities obtained from the null and the alternative models. All of the boxplots were produced from 3,000 rounds of simulations.