

# DAG With Omitted Objects Displayed (DAGWOOD): A framework for revealing causal assumptions in DAGs

Noah A Haber, Mollie E Wood, Sarah Wieten, Alexander Breskin\*

Noah A Haber, ScD  
Meta Research Innovation Center at Stanford University  
1265 Welch Rd  
Palo Alto, CA 94305  
[noahhaber@stanford.edu](mailto:noahhaber@stanford.edu)

Mollie E Wood, PhD  
Department of Epidemiology  
Harvard TH Chan School of Public Health  
677 Huntington Avenue, Boston MA 02115  
(617) 432-7918  
[mwood@hsph.harvard.edu](mailto:mwood@hsph.harvard.edu)  
Funding: 1T32HL098048 from NHLBI

Sarah Wieten, PhD  
Stanford Center for Biomedical Ethics  
1215 Welch Road, Modular A  
Stanford, CA 94305-5417  
(650) 723-5760  
[wietens@stanford.edu](mailto:wietens@stanford.edu)

Alexander Breskin, PhD  
NoviSci, Inc  
PMB 218  
201 W Main St, Ste 200  
Durham, NC 27701  
(917) 593-9004  
[abreskin@novisci.com](mailto:abreskin@novisci.com)

\* Authorship is shared, no senior author position

## Abstract

Directed acyclic graphs (DAGs) are frequently used in epidemiology as a guide to assess causal inference assumptions. However, DAGs show the model as assumed, but not the assumption decisions themselves. We propose a framework which reveals these hidden assumptions, both conceptually and graphically.

The DAGWOOD framework combines a root DAG (representing the DAG in the proposed analysis), a set of branch DAGs (representing alternative hidden assumptions to the root DAG), and a ruleset governing them, a graphical overlay (represents the branch DAGs over the root DAG), and the equivalent in a list. All branch DAGs follow the same rules for validity: they must 1) change the root DAG, 2) be a valid, identifiable causal DAG, and either 3a) require a change in the adjustment set to estimate the effect of interest, or 3b) change the number of frontdoor paths. The set of branch DAGs corresponds to a list of alternative assumptions, where all members of the assumption list must be justifiable as being negligible or non-existent. A graphical overlay helps show these alternative assumptions on top of the root DAG.

We define two types of branch DAGs: exclusion restrictions and misdirection restrictions. Exclusion restrictions add a single- or bi-directional pathway between two existing nodes in the root DAG (e.g. direct pathways and colliders), while misdirection restrictions represent alternative pathways that could be drawn between objects (e.g., reversing the direction of causation for a controlled confounder turning that variable into a collider). Together, these represent all single-change assumptions to the root DAG.

The DAGWOOD framework 1) makes explicit and organizes important causal model assumptions, 2) reinforces best DAG practices, 3) provides a framework for critical evaluation of causal models, and 4) can be used in iterative processes for generating causal models.

## Introduction

Directed acyclic graphs (DAGs) are emerging as one of the most important conceptual frameworks in epidemiology. They provide a formal graphical structure paired with a rule set for communicating and understanding causal relationships, and a corresponding formal calculus and structure for causal identification (1–3). In theory, they guide both creators and consumers of research toward deeper understanding of the causal model relevant to their problem by clearly describing the causal model as assumed to be true.

DAGs do not adequately call attention to important assumptions about causal models; nor do they provide a formal structure for prospectively generating and critiquing causal models. As a result, their hypothetical benefits do not necessarily translate well into practice (4). While previous literature critical of DAGs has focused on epistemic implications of DAGs and the counterfactuals framework on how we frame questions (5,6), we address limitations of DAGs within the context of a given question.

The most critical causal assumptions for any causal model are the edges whose magnitude is assumed to be equal to zero and the direction of existing edges. The sharp causal null (2,7) and edge direction assumptions are denoted by the *absence* of a pathway connecting two nodes and alternative pathways, respectively, and each assumption represents a decision by the modeller. Violations of these key hidden decision assumptions can lead to substantial issues in effect estimates, particularly where observational settings are the only practical option (8).

We propose a DAG-based framework to help identify and display those key hidden assumptions: DAG with omitted objects displayed (DAGWOOD). DAGWOODs take an existing root DAG, generate a set of alternative DAGs representing key assumptions, produce a corresponding overlay to display them over the original DAG, and list those alternative assumptions. The DAGWOOD framework serves four purposes: 1) makes explicit and organizes the most important causal model assumptions, 2) reinforces best DAG practices, 3) provides a framework for critical evaluation of causal models, and 4) provides an iterative process for generating causal models.

## DAGWOODs

### Conceptual overview

The DAGWOOD framework consists of four parts: the root DAG, a set of branch DAGs, the DAGWOOD overlay which graphically represents these branch DAGs, and a list that represents the same.

The root DAG contains the full set of nodes which are directly included in the proposed causal model. It must contain at least an exposure (A) and outcome (Y), and could include covariates and instruments. It does not contain any other nodes or edges beyond those included in the statistical model which is actually run, including any known but unadjusted-for covariates. In general, this will be the DAG representing what will or has been used in the analysis of interest.

DAGWOODs represent a set of branch DAGs which are modifications of the root DAG, and are intended to represent an omitted or hidden assumption about the root DAG. For example, one branch DAG may correspond to the root DAG with additional uncontrolled confounding, while another reverses edge directions from a confounder, resulting in it being a collider (6). These branch DAGs are independent of each other, and are considered related only to the root DAG. All DAGs that pass the three rules below could be considered a branch DAG:

1. Must be modify the root DAG (i.e. change or add at least one edge), AND
2. The resulting edges and nodes must interpretable as a valid DAG (e.g. must be acyclic), AND
3. The resulting DAG must require or result in a change of either:
  - a. The adjustment set to estimate the effect of interest from the root DAG, OR
  - b. The number of frontdoor paths from the treatment to the outcome.

Condition 2 can be checked using any graphical algorithm for detecting cycles, such as a depth first search algorithm (12). Condition 3a can be checked using an identification procedure such as that proposed by Schpitser and Pearl (13).

We introduce two types of branch DAGs which collectively represent the minimal changes to a given root DAGs which would result in key causal identification assumptions being violated. We refer to these as exclusion restriction and misdirection restriction branch DAGs. Exclusion restriction branch DAGs represent additional causal pathways and elements assumed to be sharp causal nulls. Misdirection restriction branch DAGs represent alternative DAGs which could be drawn with the same set of nodes and edges, but with one or more having reversed directions. Other possible types of branch DAGs are discussed in the discussion section.

The DAGWOOD graphical overlay consists of the original root DAG plus all edges which are present in at least one branch DAG. These overlay edges represent the changes from each branch DAG resulting from the root DAG, and correspond directly with branch DAGs. The overlay is graphical shorthand for showing many related DAGs at once, but is not itself a DAG.

*Figure 1: Example root DAG, DAGWOOD overlay, and branch DAGs encoded in DAGWOOD overlay with one unknown unknown confounder*

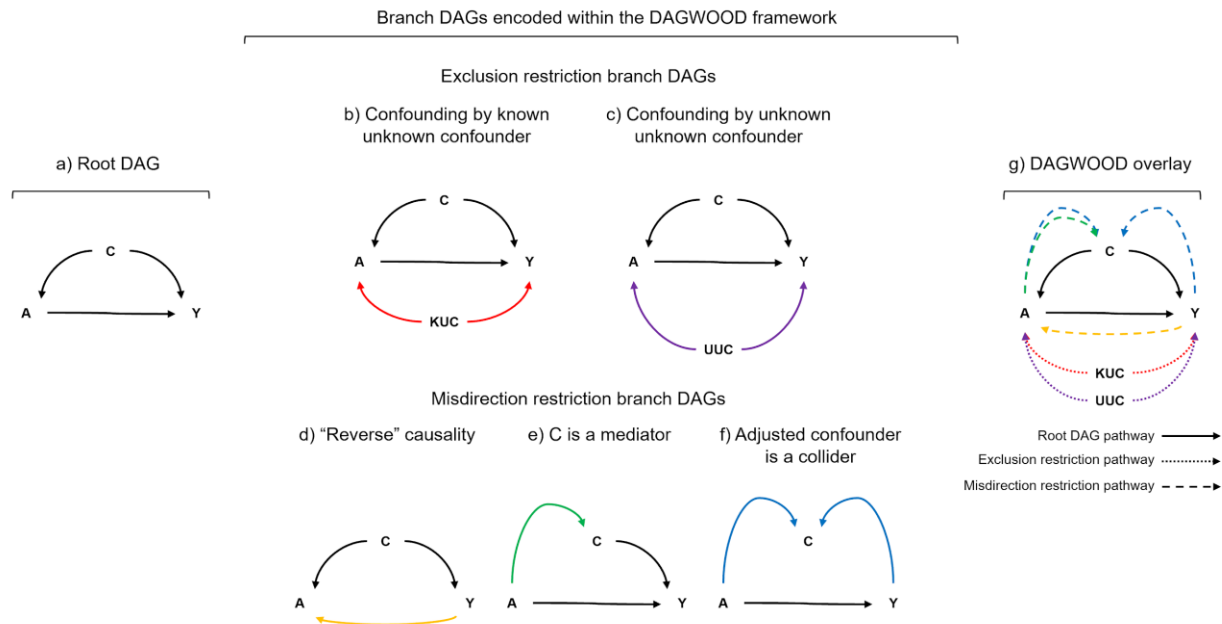


Figure 1 shows the root DAG, the five branch DAGs encoded within the DAGWOOD (including one known confounder, C), and the DAGWOOD overlay for displaying this in one figure. For clarity, the branch DAGs are colored to match their corresponding lines in the DAGWOOD overlay. The DAGWOOD framework above identifies five alternative DAGs, each corresponding to a key assumption about the root DAG.

The branch DAGs may be shown graphically individually, combined in the DAGWOOD overlay, or compiled into a list. Each item on the generated list of assumptions is inherent to the causal model as specified and must be justifiable as being negligible or impossible. In some situations, these assumptions are trivially justifiable; in others they may be completely implausible. This list serves as a checklist, where each assumption should be addressed directly. If any one item in this list is true or plausible, causal identification assumptions are violated.

DAGWOODs are designed to be integrated into existing software packages for generating and displaying DAGs, such as DAGitty (9), both to generate and display DAGWOODs. A minimal implementation for demonstration purposes in R is available on <https://github.com/noahhaber/dagwood/>, using dagitty as a backbone.

## Generating branch DAGs

### Exclusion restriction branch DAGs

Exclusion restriction branch DAGs describe causal pathways that are assumed to be negligible. We are borrowing and generalizing the term “exclusion restriction” from the econometrics literature, noting that what is covered by the term varies widely (3,10,11) and is discussed further in Appendix 2. Exclusion restrictions commonly refer to the keystone assumption behind

instrumental variables (IV) methods, in which the instrument must have no conditional causal relationship with the outcome of interest except through the exposure. Exclusion restrictions are violated either by some alternative direct causal pathway or omitted common cause of the instrument and outcome. Conceptually, “no residual confounding” follows the same logic for non-IV settings, where the model assumes no causal relationship between two variables except through modelled edges and nodes. In this case, the pathway in question is a common cause, or more informally a “bidirectional” pathway, in which two nodes in the root DAG are connected by an assumed node pointing to each of the two. As such, we generalize the term to both non-IV and IV settings, using a definition which includes both directional and common cause/bidirectional pathways.

Exclusion restriction branch DAGs represent any possible causal pathways that the root model must assume are negligible to allow valid or unbiased estimation of the effect of interest. These pathways can be between any two existing nodes in the root DAG, whether already connected by an edge or not. An exclusion restriction branch DAG is defined both by 1) the pair of nodes it connects and 2) whether that pathway is a direct or a common cause/bidirectional connection.

Each exclusion restriction branch DAG represents a superset of possible causal pathways, regardless of whether the analyst knows what they are. For example, in most cases there will be an exclusion restriction branch DAG which adds an unmeasured common cause pathway between the exposure and outcome of interest. That branch DAG represents the set of uncontrolled confounders which could exist between the exposure and outcome.

In many cases, the analyst may know of a potential variable or mechanism which violates an exclusion restriction in the root DAG. In that case, we make the distinction between unknown unknowns (generated automatically) and known unknowns (specified by an analyst). Because the automatically-generated exclusion restriction branch DAGs represent a complete set of potentially violating pathways, the known unknown mechanism will typically match the edges of an existing unknown unknown exclusion restriction branch DAG.

Each known unknown pathway may either be considered in its own exclusion restriction branch DAG, or as a member nested within a pre-existing exclusion restriction branch DAG. In the latter case, the superset contains multiple named members, including all known unknown and the unknown unknown member. The unknown unknown member of each exclusion restriction pathway is itself a set of potentially infinite mechanisms, containing any possible unknown mechanism which is not covered by the root DAG or the known exclusion restrictions. The unknown unknown member is the residual marginal causal effect remaining in an exclusion restriction pathway, conditional on the root DAG pathways and all known members within that exclusion restriction superset.

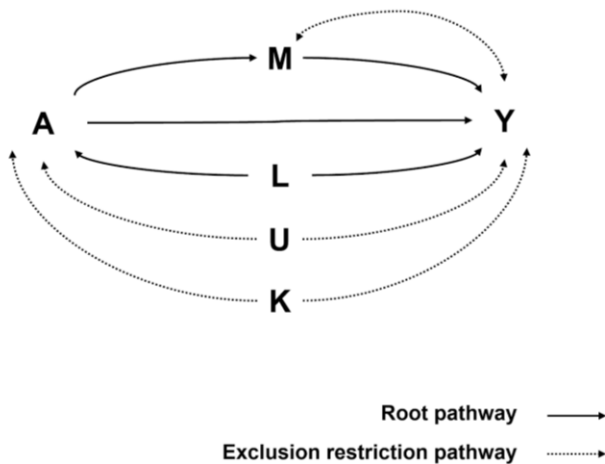
### Generating exclusion restriction DAGs and pathways

The simplest algorithm for exclusion restriction branch DAGs and pathways starts with listing each possible pair of nodes in the root DAG. For each pair of nodes, the algorithm independently evaluates three new edges: one direct edge in each direction between the nodes,

and one bidirectional edge from an assumed unmeasured node between them. Each are evaluated independently.

For each of the three drawn nodes, the edges is considered a valid DAGWOOD exclusion restriction branch DAG if it passes the common ruleset (i.e. must be different than the root DAG, must be a valid DAG, and must require either a change in the adjustment set or the number of frontdoor pathways).

Figure 2: Example exclusion restrictions diagram with a mediator, confounder, and an unmeasured confounder



As an example, we begin with an root DAG which includes the nodes A (exposure), Y (outcome), L (confounder of A and Y), M (on the causal pathway between A and Y), and one known unknown confounder K. Because M is adjusted for and on the causal pathway between A and Y, we are evaluating the mainly controlled direct effect (12) of A on Y, conditional on M. L and M are all measured and adjusted for, since the root DAG includes only and all of the nodes adjusted for. Identifying the causal effect of A on Y means we assume  $Y=f(A, L, \epsilon)$  and  $A=f(L, \epsilon)$ . The causal direct effect of A on Y can be estimated by conditioning on L, and M.

We have the following possible pairs of nodes to generate exclusion restrictions:

A-Y, A-L, A-M, A-Y, L-M, L-Y, M-Y

Starting from A:Y, the A  $\rightarrow$  Y edge already exists and the A  $\leftarrow$  Y edge results in cyclicity, so neither is drawn as a DAGWOOD edge. The bi-directional A  $\leftrightarrow$  Y edge (representing  $A \leftarrow U \rightarrow Y$ , where U is an assumed unknown node) acts as a confounder in this case, and therefore requires a different adjustment set than what was originally modelled to estimate the direct effect of A on Y. The DAG containing this bi-directional edge would therefore be added to the set of exclusion restriction branch DAGs, where  $Y=f(A, L, K, \epsilon)$  and  $A=f(L, K, \epsilon)$ . A bidirectional edge between M and Y results in the DAG assumptions being violated without conditioning on the assumed latent variable, resulting in another exclusion restriction branch DAG containing this bidirectional edge. No other pair of nodes results in an identified exclusion

restriction. A bidirectional pathway between A and M, for example, does not induce a change in the required adjustment set or number of frontdoor paths, nor do any other combination of nodes in the root DAG, and therefore no other exclusion restriction branch DAGs are present.

The known unknown exclusion restriction, K, may be considered a member of the set of exclusion restrictions containing this unknown unknown exclusion restriction (U), as it is also a bidirectional common cause pathway between A and Y. This could either be expressed as two separate branch DAGs with similar bidirectional edges (one for the known and unknown exclusion restrictions each) as above, or as one collapsed branch DAG containing each of these members.

A more complex figure is shown in Appendix 3, where we have an IV analysis with a mediator. Most importantly, IVs typically don't have an exclusion restriction branch DAG for confounding between the exposure and outcome, because such a pathway does not require adjustment in the IV case.

### Misdirection restriction branch DAGs

Misdirection restriction branch DAGs represent scenarios in which given causal paths are specified in the wrong direction. There are many ways this can occur, including conditioning on a collider as it were a confounder, simultaneity/reverse causality through hidden time nodes, simple mistaken direction, conditioning on downstream effects, and/or in more complicated cases such as M-bias or butterfly bias. Hidden time nodes could represent scenarios where the data generation process includes feedback between nodes that changes over time, but is masked by the observed data structure (13). That is often the case for cross-sectional analyses, where the data are measured at a single occasion, but are the result of causality in multiple directions via hidden time nodes. Another example is the case where a proposed confounder is actually a mediator, resulting in estimating a controlled direct effect and not a total effect.

The set of misdirection restriction branch DAGs represents the DAGs which require the minimum number of flips of adjacent edges, for each edge in the root DAG to be flipped. In most cases, this will be only one flip. In others (e.g. for turning a confounder into a collider) this will require flipping two or more adjacent edges.

### Generating misdirection restrictions

Misdirection restrictions operate on nodes already connected in the root DAG, using a depth-first recursive algorithm to identify the branch DAG(s) requiring the minimal number of changes to the root DAG. For each pair of nodes with an existing edge between them, an algorithm starts by flipping the edge, and applies the common DAGWOOD branch DAG rules. If that satisfies all three rules, then the algorithm counts the resulting DAG as a misdirection restriction branch DAG and moves to the next pair. If no valid branch DAG is located by changing the direction of the initial edge, the algorithm independently flips the direction of each adjacent unflipped edge and tests each of these new DAGs against the same rules. The process continues recursively (i.e. put an edge down, flip it, and recurse it) until at least one valid branch DAG is located, for



each original pair of connected nodes. When multiple branch DAGs are located at the same depth, the algorithm selects branch DAG generated from searching along the newly downstream pathways. This ensures that there will be exactly one MR branch DAG for every root DAG edge with the minimum number of required changes and a preference for more relevant options.

Figure 4: Example misdirections restrictions diagram with a mediator, confounder, and an unmeasured confounder

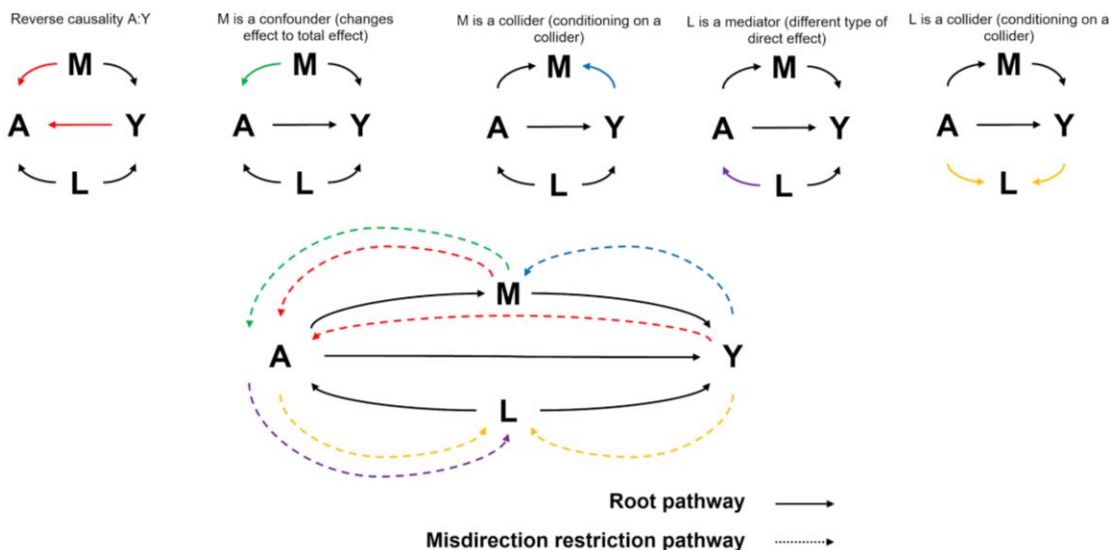


Figure 4 shows the same root DAG as in the exclusion restriction section, with an exposure (A), outcome (Y), mediator (M), and confounder (L), color coded to link branch DAGs to DAGWOOD pathways. Starting from the A->Y edge, reversing its direction alone would create a cycle due to the M, and therefore isn't a valid misdirection restriction DAG. However, reversing both the A->Y and the A->M edges OR both the A->Y and the M->Y edges pass the rules, but the algorithm returns only the former.

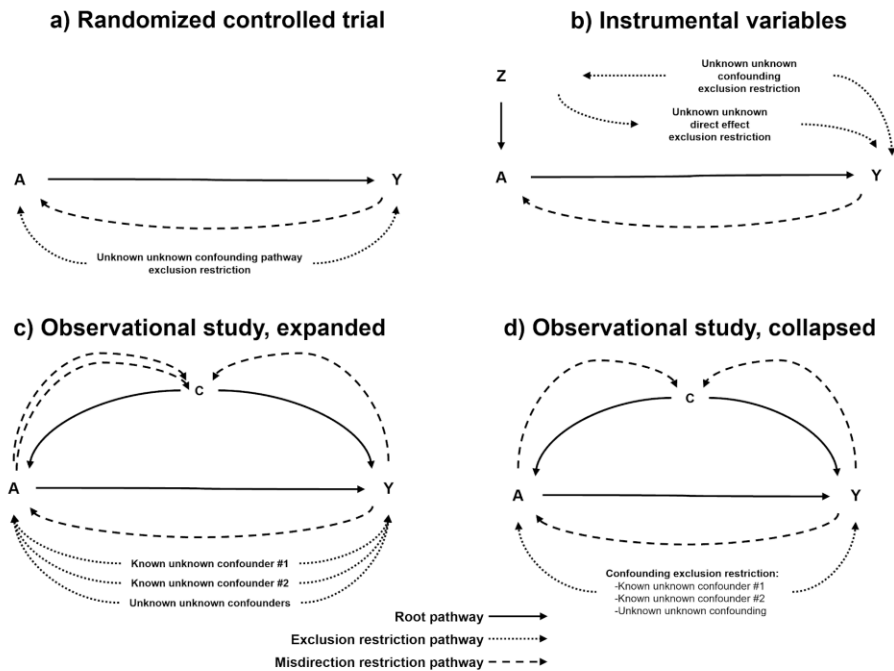
Next, a misdirection restriction would flip the A->L edge. That, on its own, is a valid misdirection restriction branch DAG representing what occurs when conditioning on a downstream effect. Flipping the L->Y edge, does not pass, but also flipping the L->A edge passes, where L is a collider, rather than a confounder. Flipping the A->L edge direction alone turns L from a confounder to a mediator, which changes the number of frontdoor paths, corresponding to changing the effect from a total effect to a controlled direct effect.

Notably, no such misdirection restriction is drawn from the exclusion restriction A->K. K, itself being in a branch DAG and not a root DAG, and was never included in the adjustment set. DAGWOOD objects are built entirely from the root DAG alone.

## Graphical representation for DAGWOOD overlay

Graphical representation of DAGWOOD is based on showing the differences between the branch DAGs and the root. The DAGWOOD overlay is a graphical shortcut to show these changes, preferably in a manner which clearly denotes where the edges came from. In its most expansive form, as in Figure 1, the original branch DAGs are displayed directly with their changes color coded for clarity.

Figure 5: Example DAGWOOD overlays for common study designs



We show four DAGWOODs with simple study designs to highlight how these might be shown in Figure 5 above.

Exclusion restriction pathways may either be shown individually, with each member of the set receiving its own node and edges, or collapsed into supersets. If collapsed into supersets, we recommend showing all members of the superset in the node text to highlight the key assumptions graphically. Similarly, shared pathways from the misdirection restrictions can also be collapsed into one arc. Figures 5c) and d) show two versions of the same DAGWOOD with one measured confounder and two known but unmeasured confounders, with both the exclusion and misdirection pathways expanded in Panel A and collapsed in Panel D.

## DAGWOODS for causal model building

DAGWOODs highlight the parts of the model requiring the greatest augmentation with content-area knowledge (1,3,14,15). This provides structured guidance and an iterative process to building and determining the completeness of the DAGs at any point in model building.

At each iteration, the analyst reviews the set of assumptions required for causal model validity. The graphical representation and the list of assumptions highlights where the analysts should pay the closest attention. The analyst can then modify the root DAG to address at least one of the assumptions, whether by adding new nodes and structures or by adding a known, but unmeasurable exclusion restriction. They can then iterate by running the DAGWOOD algorithm again.

DAGWOOD model building could be implemented as a graphical user interface, using the DAGWOOD overlay. DAGWOODs with exclusion and misspecification restrictions collectively represent every possible single-change modification to a root DAG. All objects in the overlay represent an alternative DAG, and selecting one of those objects transforms the current DAG into that branch DAG, which becomes the new root DAG. For example, selecting a bidirectional exclusion restriction edge representing confounding in the DAGWOOD overlay adds a node and edges to the root DAG, or selecting a misdirection restriction edge changes the direction of the edges(s). To produce a confounder, a user would simply select the branch DAG representing a confounder. To turn it into a mediator, they could then select the branch DAG in which it was a mediator.

This iterative procedure continues until the analyst believes the model to be complete and/or implausible. This means that the causal effect of each categorical node either has a negligible effect, conditional on nodes and pathways in the rest of the model or has been included in the known unknown exclusion restriction set. The analyst can then decide whether or how to proceed modelling their DAG statistically.

## Discussion

Causal inference is hard, and relies on untestable assumptions (1,3,16–20). In a DAG, the critical assumptions are hidden in the space between nodes and edges. While it is impossible to map the space beyond our best theoretical understanding (5,21,22), DAGWOODs highlight those assumptions, both as a warning, and a structure for analysts to systematically justify assumptions. Unlike existing DAG augmentations (14,23,24) and methods for assessing the magnitude and risks of bias (25), the DAGWOOD framework highlights missing information in proposed DAGs, and provides a theoretical graphical for evaluating potential issues emanating from the same. The framework is further expandable to include any other DAG-based alternative model, such as branch DAGs representing measurement error or selection-related biases. DAGWOODs can be used as the backbone of systematic causal inference review tools which helps frame critique in terms of DAGs and causal model violations.

The DAGWOOD framework does not make any fundamental changes or additions to the underlying assumption structure of causal inference. Instead, it shifts the burden of proof; rather than presenting a model under the assumption that it is valid, it presents the model under the assumption that it is invalid, and requires the user to justify otherwise. The DAGWOOD framework requires a positive affirmation that the most important causal model assumptions are plausible, rather than passive acceptance that they are not. In some cases, particularly when there are few known confounders and unknown confounders are unlikely, residual confounding may be bounded (26) and/or compared in magnitude against an alternative (25). In others, negative controls (27), sensitivity analyses, and triangulation with other methods (28) are appropriate.

Importantly, DAGWOODs cannot identify the “correct” DAG or quantitatively test its assumptions. In some cases, branch DAGs may have testable implications that are different from the root DAG, such as differing conditional independencies. DAGWOODs share similar properties and limitations as partial ancestral graphs (29), and can be used with complementary DAG-based augmentations, such as the fast causal inference algorithm (24), can be easily incorporated into the framework. Further, they do not in any meaningful way address whether the model is applicable or useful, particularly with regard to external validity (30). Justified DAGWOOD assumptions are necessary, but not sufficient conditions for valid causal inference.

While there is often infinite depth to key model assumptions for causal inference (31), not all assumptions are equally threatening to model validity. Causal inference models are incredibly fragile, requiring only one substantial violation of assumptions to fail. However, causal inference problems and scenarios may be chosen to reduce the impact of exclusion restrictions and model misspecification errors. A randomized controlled trial, for example, is designed to make confounding irrelevant. Study designs limiting the opportunity for misspecification, such as quasi-experimental designs, may be more plausible than designs that rely entirely on model-based adjustment. DAGWOODs also help make clear that adjustment is not free; more complicated DAGs produce more complicated DAGWOODs and more assumptions, any one of which could itself render the causal model invalid.

The language we have chosen for DAGWOODs unifies some of the language and concepts perceived to be in tension between econometrics and epidemiological approaches to causal inference. Generalizing the exclusion restriction language and giving it a universal graphical form helps make it clear that the assumptions made in both disciplines are often similar in nature, if not necessarily in application. We hope that using this language and displaying these assumptions in DAG form can demystify cross-disciplinary conceptual differences and similarities, building bridges across fields and expanding methodological toolboxes (16,32).

Becoming an “epidemiology of consequence” (33) requires that we face the assumptions and limitations of our work head on. DAGWOODs were designed to guide analysts, reviewers, and editors to critically assess the assumptions and limitations of our work at any stage from generation, review, meta-analysis, communication, and consumption. We hope that

DAGWOODs help put our assumptions and limitations before our results and conclusions. As Lesko et al., 2020 remarks, “reciting identification assumptions like catechism or an incantation does not make them true. We must consider carefully whether they are met in each circumstance and design better studies to address instances in which they are not,” (20).

## Works cited

1. Hernán MA, Robins JM. Causal Inference: What If. Boca Raton: Chapman & Hall/CRC;
2. Greenland S, Pearl J, Robins JM. Causal diagrams for epidemiologic research. *Epidemiol Camb Mass*. 1999 Jan;10(1):37–48.
3. Pearl J. *Causality: Models, Reasoning and Inference*. 2nd ed. New York, NY, USA: Cambridge University Press; 2009.
4. Tennant PW, Harrison WJ, Murray EJ, Arnold KF, Berrie L, Fox MP, et al. Use of directed acyclic graphs (DAGs) in applied health research: review and recommendations [Internet]. *Epidemiology*; 2019 Dec [cited 2019 Dec 31]. Available from: <http://medrxiv.org/lookup/doi/10.1101/2019.12.20.19015511>
5. Daniel RM, De Stavola BL, Vansteelandt S. The formal approach to quantitative causal inference in epidemiology: misguided or misrepresented? *Int J Epidemiol*. 2017 Jan 27;dyw227.
6. Krieger N, Davey Smith G. The tale wagged by the DAG: broadening the scope of causal inference and explanation for epidemiology. *Int J Epidemiol*. 2016 01;45(6):1787–808.
7. Hernan MA. A definition of causal effect for epidemiological research. *J Epidemiol Community Health*. 2004 Apr 1;58(4):265–71.
8. Rohrer JM. Thinking Clearly About Correlations and Causation: Graphical Causal Models for Observational Data: *Adv Methods Pract Psychol Sci* [Internet]. 2018 Jan 29 [cited 2019 Dec 4]; Available from: <https://journals.sagepub.com/doi/full/10.1177/2515245917745629>
9. Textor J. Drawing and Analyzing Causal DAGs with DAGitty. *ArXiv150804633 Cs* [Internet]. 2015 Aug 19 [cited 2020 Mar 3]; Available from: <http://arxiv.org/abs/1508.04633>
10. Imbens GW, Rubin DB. *Causal Inference for Statistics, Social, and Biomedical Sciences: An Introduction*. Cambridge University Press; 2015.
11. Imbens GW. Instrumental Variables: An Econometrician’s Perspective. *Stat Sci*. 2014 Aug;29(3):323–58.
12. VanderWeele TJ. Controlled direct and mediated effects: definition, identification and bounds. *Scand J Stat Theory Appl*. 2011 Sep;38(3):551–63.
13. Aalen O, Røysland K, Gran J, Kouyos R, Lange T. Can we believe the DAGs? A comment on the relationship between causal DAGs and mechanisms. *Stat Methods Med Res*. 2016 Oct;25(5):2294–314.
14. Ferguson KD, McCann M, Katikireddi SV, Thomson H, Green MJ, Smith DJ, et al. Evidence synthesis for constructing directed acyclic graphs (ESC-DAGs): a novel and systematic method for building directed acyclic graphs. *Int J Epidemiol*. 2019 Oct 24;dyz220.
15. Hernan MA. Causal Knowledge as a Prerequisite for Confounding Evaluation: An Application to Birth Defects *Epidemiology*. *Am J Epidemiol*. 2002 Jan 15;155(2):176–84.
16. Matthay EC, Hagan E, Gottlieb LM, Tan ML, Vlahov D, Adler NE, et al. Alternative causal inference methods in population health research: Evaluating tradeoffs and triangulating evidence. *SSM - Popul Health*. 2020 Apr;10:100526.
17. Musci RJ, Stuart E. Ensuring Causal, Not Casual, Inference. *Prev Sci*. 2019 Apr;20(3):452–6.
18. Angrist J, Pischke J-S. *Mostly Harmless Econometrics: An Empiricist’s Companion* [Internet]. 1st ed. Princeton University Press; 2009. Available from: <https://EconPapers.repec.org/RePEc:pup:pbooks:8769>
19. Rothman KJ, Greenland S, Lash TL. *Modern Epidemiology* [Internet]. Wolters Kluwer Health/Lippincott Williams & Wilkins; 2008. (Online access: Ovid Technologies Lippincott Williams & Wilkins Classic Book Collection 2016). Available from: <https://books.google.com/books?id=Z3vjT9ALxHUC>

20. Lesko CR, Keil AP, Edwards JK. The Epidemiologic Toolbox: Identifying, Honing, and Using the Right Tools for the Job. *Am J Epidemiol*. 2020 Mar 24;kwaa030.
21. Robins JM. Data, Design, and Background Knowledge in Etiologic Inference: *Epidemiology*. 2001 May;12(3):313–20.
22. Blakely T, Lynch J, Bentley R. Commentary: DAGs and the restricted potential outcomes approach are tools, not theories of causation. *Int J Epidemiol*. 2016 01;45(6):1835–7.
23. Shrier I, Platt RW. Reducing bias through directed acyclic graphs. *BMC Med Res Methodol*. 2008 Oct 30;8:70.
24. Glymour C, Zhang K, Spirtes P. Review of Causal Discovery Methods Based on Graphical Models. *Front Genet*. 2019 Jun 4;10:524.
25. VanderWeele TJ, Ding P. Sensitivity Analysis in Observational Research: Introducing the E-Value. *Ann Intern Med*. 2017 Aug 15;167(4):268.
26. Flanders WD, Khoury MJ. Indirect Assessment of Confounding: Graphic Description and Limits on Effect of Adjusting for Covariates: *Epidemiology*. 1990 May;1(3):239–46.
27. Lipsitch M, Tchetgen Tchetgen E, Cohen T. Negative Controls: A Tool for Detecting Confounding and Bias in Observational Studies. *Epidemiology*. 2010 May;21(3):383–8.
28. Lawlor DA, Tilling K, Davey Smith G. Triangulation in aetiological epidemiology. *Int J Epidemiol*. 2017 Jan 20;dyw314.
29. Malinsky D, Spirtes P. Estimating Causal Effects with Ancestral Graph Markov Models. *JMLR Workshop Conf Proc*. 2016 Aug;52:299–309.
30. Breskin A, Westreich D, Cole SR, Edwards JK. Using Bounds to Compare the Strength of Exchangeability Assumptions for Internal and External Validity. *Am J Epidemiol*. 2019 Jul 1;188(7):1355–60.
31. Krieger N, Davey Smith G. Response: FACEing reality: productive tensions between our epidemiological questions, methods and mission. *Int J Epidemiol*. 2016 01;45(6):1852–65.
32. Moscoe E, Bor J, Bärnighausen T. Regression discontinuity designs are underutilized in medicine, epidemiology, and public health: a review of current and best practice. *J Clin Epidemiol*. 2015 Feb;68(2):132–43.
33. Keyes K, Galea S. What matters most: quantifying an epidemiology of consequence. *Ann Epidemiol*. 2015 May;25(5):305–11.

## Appendix 1: Terminology and abbreviation definitions

**Bidirectional pathway:** A causal pathway connecting two nodes, with an assumed common cause between them.

**Branch DAG:** A DAG generated in the DAGWOOD framework, representing exclusion restrictions and misdirection DAGs

**DAG:** Direct acyclic graph

**DAGWOOD overlay:** Graphical representation of the DAGs represented by exclusion restriction and misdirection DAGs, generated from the DAGWOOD

**DAGWOOD:** Directed acyclic graph with omitted objects displayed. When alone, this refers to the combination diagram with the root DAG and its corresponding DAGWOOD overlay, which in turn represents the underlying branch DAGs

**Edge:** Causal connection between nodes in a DAG

**Exclusion restriction:** An assumption that no causal pathway exists between two DAG nodes, except through other nodes already accounted for in the root DAG

**Exclusion restriction DAG:** A DAG that represents a scenario in which the exclusion restriction would be violated

**Exclusion restriction pathway:** A line that represents an exclusion restriction DAG in the DAGWOOD overlay

**Misdirection restriction:** An assumption that the edge direction in a root DAG is not reversed

**Misdirection restriction DAG:** A DAG that represents a scenario in which the misdirection restriction would be violated

**Misdirection restriction pathway:** A line that represents an exclusion restriction DAG in the DAGWOOD overlay

**Pathway:** An edge or series of adjacent edges and nodes representing a causal connection in a DAG

**Root DAG:** The originating DAG on which the DAGWOOD is based.

**Root DAG pathway:** The graphical line that is drawn in a DAG or DAGWOOD representing an edge from the root DAG



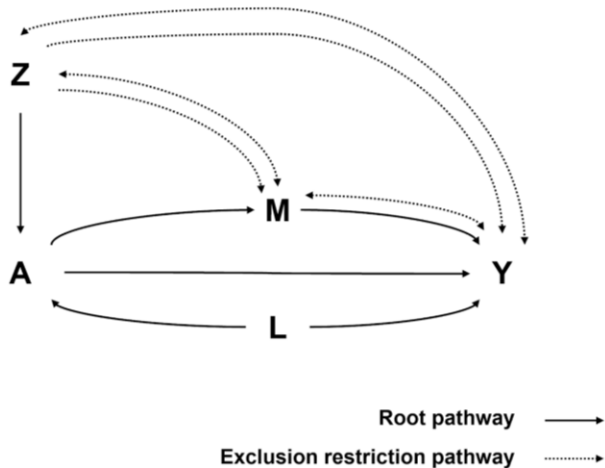
## Appendix 2: Exclusion restriction language

The term “exclusion restriction” is defined and used differently both within and outside of the econometrics literature, and even changes substantially between different works by the same author. Of particular relevance to this paper are whether or not the definition subsumes both direct causal effects. Within the context of instrumental variables, all definitions we were able to identify indicate that a direct effect of the instrument on the outcome of interest, not through the outcome of interest, is an exclusion restriction. However, there is substantial disagreement in the literature as to whether a confounding relationship or bidirectional edge would qualify as an exclusion restriction and/or whether that is covered under a separate assumption.

Some texts, for example, specify that the exclusion restriction is that the instrument must be uncorrelated with the error term of a hypothetical regression (i.e. is exogenous), conditional on the adjustment set and outcome. In that case, the term covers both the direct and confounding pathways under the exclusion restriction umbrella. This definition appears to be more common in more applied econometrics settings, and/or in informal discussion. In other cases, the exclusion restriction refers only to direct effects, where confounding effects might be covered under separate assumptions, often labelled “independence” and/or “random assignment.” Still another set of definitions allow much broader definitions, well outside of the realm of instrumental variables, such as the following quote from Imbens and Rubins, 2015: “as “assumptions that rely on external, substantive information to rule out the existence of a causal effect of a particular treatment relative to an alternative,” (10).

Given the disagreement within texts, we are choosing to use a more generic conceptual definition of exclusion restriction which includes both direct and confounding pathways. We believe this to be both closer in spirit to its common usage in applied settings, as well as more useful for crossing conceptual barriers between econometricians and epidemiologists. We recognize that our usage of this term may differ from those that many have experienced, but believe this to be the most justifiable terminology.

## Appendix 3: Example exclusion restrictions diagram with a mediator, confounder, and an unmeasured confounder, and an instrumental variable



Above we consider the case of instrumental variables, where we add a node Z with an edge going to A. We are considering this model as if we had adjusted for the same set of variables (L and M) as above, but using Z as an instrument. Because this is an IV analysis, we have the expected exclusion restrictions covering the direct effect of Z on Y and the bidirectional confounding pathway between Z and Y, both of which invalidate the instrument. Importantly, there is no exclusion restriction branch DAG covering the A→Y edge in this case, because this type of confounding does not change the adjustment set or number of frontdoor paths in the IV case. Pathways between Z and L do not impact the adjustment set, as we are already adjusting for them. The exclusion restriction pathway U is trivially justifiable as being ignorable under the condition that the IV exclusion restrictions hold. However, the DAGWOOD also shows two additional exclusion restriction pathways for this case. Because M has been conditioned upon, and it is on the causal path from A to Y, there are two additional unknown unknown exclusion restrictions between Z and M. Most importantly, removing M from the adjustment set does not fix the problem; it just moves the potential for bias from the four unknown unknown exclusion restrictions. The same potentially biasing pathway is still there, but hidden.

## Acknowledgements

Commenters on early draft: Noam Finkelstein, Carlos Cinelli, Nick Brown, George Ellison, Johannes Textor, Maria Glymour, and Robert Platt. Mentors: Steven Goodman and John Ioannidis.