

Zero-energy Corner States in a Non-Hermitian Quadrupole Insulator

Yang Yu,¹ Minwoo Jung,² and Gennady Shvets^{1,*}

¹*School of Applied and Engineering Physics, Cornell University, Ithaca, NY 14853, USA*

²*Department of Physics, Cornell University, Ithaca, NY 14853, USA*

(Dated: April 10, 2020)

We study the location and field distribution of zero-energy corner states in a non-Hermitian quadrupole insulator (QI) and discover an unexpected splitting of the parameter space into three distinct regimes: near-Hermitian QI, intermediate phase, and trivial insulator. In the newly discovered intermediate phase, the Hamiltonian becomes defective, and our analysis using Jordan decomposition reveals the existence of a new corner state without a Hermitian counterpart. Resonant excitation of corner states in this region is found to be highly counter-intuitive owing to disparity of field profiles between left Jordan basis states and the corresponding right states: the most efficient excitation corresponds to placing the source as far as possible from the corner state's location.

Introduction.—Higher-order topological insulators (HOTIs) are characterized by exotic topological signatures with dimensionality that is lower by at least two than that of the protecting bulk. One such signature is fractionally quantized corner charges in two-dimensional (2D) crystals with C_n symmetry [1]. In the presence of an additional chiral (sublattice) symmetry, $e/2$ corner charges become associated with mid-gap (“zero-energy”) corner-localized states [1]. Similar fractionalized vortex states can also exist *inside* a 2D lattice with an appropriate order parameter twists [2]. While the fractional nature of the topological charge is of particular significance for fermionic systems, the localized nature and robust spectral pinning of such corner/vortex states is of great practical importance for bosonic (e.g., acoustic, photonic, and radio-frequency) lattices [3–6]. Among many types of HOTIs supporting zero-energy corner states, the quadrupole insulator (QI) is a particularly interesting one because its lowest non-vanishing bulk polarization moment is quadrupolar [7, 8], i.e., its dipole polarization moment strictly vanishes. QI is the first type of HOTI to be theoretically predicted [7] and experimentally implemented [3, 4].

Non-Hermitian physics also attracted considerable interest in recent years because of its relevance to non-equilibrium (e.g., undergoing photo-ionization) systems [9, 10]. Some of its notable phenomena include “exceptional points” (EPs) [11–13] and real-valued spectra despite non-Hermiticity. At the EP, both the complex-valued eigenvalues of two bands as well as their corresponding eigenvectors coalesce [14, 15]. In other words, the matrix corresponding to the Hamiltonian at the EP becomes *defective* [16, 17]. The completely real spectrum of some non-Hermitian systems can be related to parity-time (PT) symmetry [18–20] or pseudo-Hermiticity [21], though in general it is hard to assert a real spectrum without directly calculating the eigenvalues.

Extending the rich and rapidly growing field of topological physics to non-Hermitian systems has been of great interest [22–24] because of their relevance to non-equilibrium topological systems [25–27]. However, some

of the earlier obtained results must be reconsidered using the appropriate mathematical formalism and modern computational techniques, and considerable gaps remain in the parameter space studied so far. In this Letter, we concentrate on a non-Hermitian version of a QI model proposed in Ref. [7]. We pay special attention to the locations and field profiles of the zero-energy corner states, and to exotic behaviors without Hermitian counterparts in some regions of the parameter space when the Hamiltonian becomes defective. We also discuss the excitation of the corner states by external drives.

Tight-Binding Model—The non-Hermitian QI model studied in this Letter is schematically shown in Fig. 1(a), where the intra/inter-cell hopping amplitudes $t \pm \gamma$ and λ are all taken to be real. It is a natural non-Hermitian generalization of the QI model described in Ref. [7], with the intracell hopping strength becoming asymmetric, characterized by a finite γ , while maintaining the chiral symmetry $\Sigma H \Sigma^{-1} = -H$. Here the chiral operator $\Sigma = P_1 - P_2 - P_3 + P_4$, where $P_j = \sum_{x,y} |x, y, j\rangle \langle x, y, j|$ are the sublattice projection operators, and $|x, y, j\rangle$ are the tight-binding states, where x and y are integer-valued coordinates of the unit cells as defined in Fig. 1(a), and $j = 1, \dots, 4$ denote four sub-lattice sites of each unit cell. This model can also be viewed as a two-dimensional (2D) generalization of the non-Hermitian Su-Schrieffer-Heeger (SSH) model [23, 28, 29].

An earlier study [24] of this 2D non-Hermitian HOTI model did not identify an important parameter regime (the cyan region in Fig. 1(b)) and incorrectly reported the numbers and spatial locations of the corner states in other parameter regimes. Below we rigorously resolve these issues using a mathematical technique of “partial Jordan decomposition”, which is critical when the Hamiltonian matrix is close to defective. The significance of the defectiveness of the Hamiltonian was raised in the study of edge states in a non-Hermitian linear chain [17]. As we demonstrate below, our deceptively simple model supports rich physics with novel non-Hermitian phenomena.

Non-Bloch bulk continuum—As was pointed in the

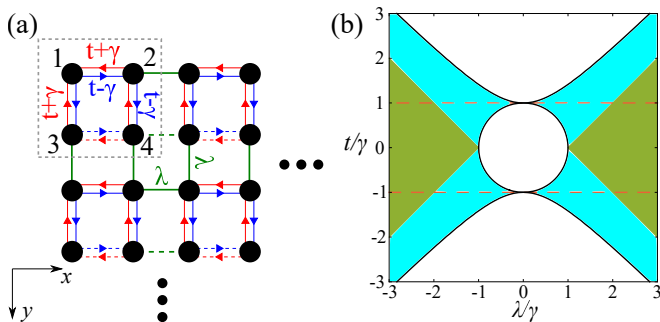


FIG. 1. (a) Tight binding model of a non-Hermitian QI on a square lattice. Grey dashed line: boundary of unit cell with four (sublattice) sites (numbered 1 to 4). Red and blue lines with arrows: asymmetric intra-cell hopping amplitudes $\pm t \pm \gamma$, green lines: symmetric inter-cell hopping amplitudes $\pm \lambda$. Dashed lines: negative hopping terms. All four sublattices have the same on-site potentials (set to $\epsilon_j \equiv 0$). (b) The phase diagram of a large non-Hermitian QI with open boundary condition. Green region ($|\lambda| > |t| + |\gamma|$): near-Hermitian regime with 4 zero-energy corner states, each localized at a separate corner. Cyan region ($\sqrt{|t^2 - \gamma^2|} < |\lambda| < |t| + |\gamma|$): intermediate regime with 2 zero-energy corner states at the top-left corner. White region ($|\lambda| < \sqrt{|t^2 - \gamma^2|}$): no corner states. Bandgap vanishes along solid black lines. The spectrum is complex-valued between the two dashed orange lines, real-valued elsewhere.

context of the non-Hermitian SSH system [23], the open-boundary spectrum can significantly differ from that of the periodic-boundary system described by the Bloch Hamiltonian $H(\vec{k})$. That is because the usual Bloch phase-shift factor e^{ik} for bulk eigenstates (i.e., eigenstates in the continuum spectrum) of an open-boundary system needs to be modified to $\beta \equiv \beta_0 e^{ik}$, where β_0 can be non-unity (i.e., the wavevector acquires an imaginary part: $k \rightarrow k - i \ln \beta_0$). This extra *bulk localization factor* β_0 must be taken into account when calculating the spectrum of the open-boundary system. The same argument applies to our 2D non-Hermitian QI system, where $\vec{k} \equiv (k_x, k_y) \rightarrow (k_x - i \ln \beta_0, k_y - i \ln \beta_0)$, and $\beta_0 = \sqrt{|(t - \gamma)/(t + \gamma)|}$ [24]. With this substitution, the corrected Bloch Hamiltonian shows (see the Supplemental Material) agreement with numerical simulations of an open-boundary system, that a finite bulk bandgap exists for all values of the hopping amplitudes except at $t^2 = \gamma^2 \pm \lambda^2$. The zero-gap condition is represented in Fig. 1(b) by the solid black lines.

Another important consequence of this extra factor β_0 is that the bulk spectrum is real-valued for $|t| > |\gamma|$. While there are also edge and corner states, our numerical results show that the entire spectrum is real for arrays of any size whenever $|t| > |\gamma|$. This fact can be related to the pseudo-Hermiticity of the Hamiltonian [24].

Zero-energy corner states.—Having established the bulk properties of non-Hermitian QIs, we now proceed with investigating the existence conditions and spatial

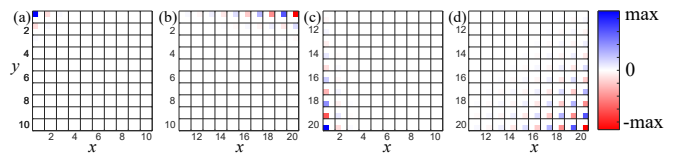


FIG. 2. Field distribution of the four zero-energy (mid-gap) corner states of a large square domain of a non-Hermitian QI in the “near-Hermitian” regime $t = 0.6$, $\gamma = 0.4$, $\lambda = 1.5$. Domain size: 20×20 unit cells, near-identical on-site potentials: $\epsilon_j = 10^{-3} \times j$.

properties of zero-energy corner states supported by a large ($N \times N$ array, $N \gg 1$) non-Hermitian QI with open boundary conditions. In what follows, we focus on the systems with entirely real-valued spectrum: $t > \gamma > 0$ and $\lambda > 0$. When the inter-cell hopping strength dominates over the intra-cell one, i.e. $\lambda > t + \gamma$, it can be shown that the four corner states identified in Hermitian QIs [7] still persist in the thermodynamic limit $N \gg 1$ (where the coupling between different corners of the domain is negligible), albeit with modified field distributions:

$$|\psi_1\rangle = \sum_{x,y} \left(-\frac{t-\gamma}{\lambda}\right)^{x+y} |x, y, 1\rangle, \quad (1a)$$

$$|\psi_2\rangle = \sum_{x,y} \left(-\frac{t+\gamma}{\lambda}\right)^{-x} \left(-\frac{t-\gamma}{\lambda}\right)^y |x, y, 2\rangle, \quad (1b)$$

$$|\psi_3\rangle = \sum_{x,y} \left(-\frac{t-\gamma}{\lambda}\right)^x \left(-\frac{t+\gamma}{\lambda}\right)^{-y} |x, y, 3\rangle, \quad (1c)$$

$$|\psi_4\rangle = \sum_{x,y} \left(-\frac{t+\gamma}{\lambda}\right)^{-x-y} |x, y, 4\rangle. \quad (1d)$$

We verify $H\psi_i \approx 0$ in the thermodynamic limit in the Supplemental Material.

Just as in the case of a Hermitian QI, each corner state is localized at one corner of the array, and has support on only one sublattice. The asymmetric intracell coupling is the reason for the different states to have different spatial localization lengths, and for those lengths to be different in the x and y directions. Therefore, we refer to this parameter regime as “near-Hermitian”. Figure 2 presents the field distributions of the four corner states (see Fig. S1(a) for the full spectrum).

An earlier work has incorrectly concluded that all four corner eigenstates are localized in the upper-left corner [24] as shown in Fig. 2(a). The reason for this numerical artifact is the finite (albeit exponentially small in the system size) coupling between different corner states. This coupling is asymmetric because of the non-Hermiticity of the Hamiltonian, resulting in one of the corner states dominating the others in the coupled eigenstates. This artifact can be overcome by adding a small (but larger than the exponential coupling) energy offset (“on-site potential”) to one sublattice with respect to the

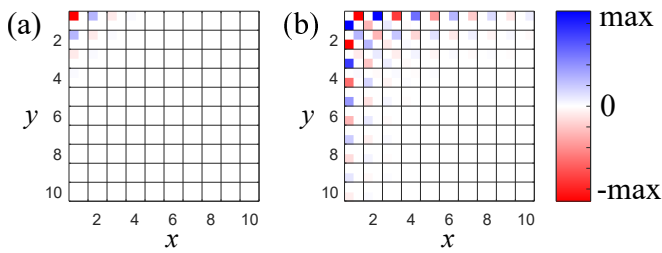


FIG. 3. Corner states of a non-Hermitian QI in the intermediate regime $t = 0.6$, $\gamma = 0.4$, $\lambda = 0.7$. (a) Field distribution of the mono-sublattice state: similar to Fig. 2(a). (b) The emerging multi-sublattice state: also localized at the top-left corner, but supported on the sub-lattices 2 and 3. Domain size: 20×20 unit cells.

others. An on-site potential of order $\epsilon_j \sim 10^{-3}$ is used in obtaining Fig. 2.

As we enter the *intermediate* regime $\sqrt{t^2 - \gamma^2} < \lambda < t + \gamma$ range, see Fig. 1(b), only the first of the above four corner states survives, see Fig. 3(a). Additionally, a new corner state – also localized at the top-left corner, but having support on two (2 and 3) sublattices – emerges. It has the following field distribution:

$$|\phi\rangle = \sum_{x,y} (r_1^x - r_2^x) r_1^y (|x, y, 2\rangle - |y, x, 3\rangle), \quad (2)$$

where $r_1 = -(t - \gamma)/\lambda$, $r_2 = -\lambda/(t + \gamma)$, see Fig. 3(b). We verify $H\phi \approx 0$ in the thermodynamic limit in the Supplemental Material. We refer to the surviving ψ_1 as “mono-sublattice”, and the less localized (since $|r_2| > |r_1|$) ϕ as “multi-sublattice”. This contrast of localization length is evident in Fig. 3 (see Fig. S1(b) for the full spectrum). Both states are corner states since they have a different localization factor than that of bulk states, β_0 . The change of the location of corner states has been observed in the non-Hermitian SSH model as well [23].

Although the numerical eigenvalue calculation shows zero eigenenergy of multiplicity four, these two corner states are the only two linearly independent eigenstates. This implies that the Hamiltonian is defective at zero energy – a common feature of non-Hermitian systems [17]. Remarkably, the Hamiltonian is not defective at zero energy in the near-Hermitian regime. Thus, the transition between these two regimes is not induced via a bulk bandgap closure.

When the inter-cell hopping amplitude is further reduced to $\lambda < \sqrt{t^2 - \gamma^2}$, zero-energy corner states disappear (trivial regime). The three regimes of a square finite-sized non-Hermitian QI with open boundary conditions are summarized by a phase diagram shown in Fig. 1(b). Only trivial and near-Hermitian regimes have been previously identified [24]. Below we demonstrate that the neglected intermediate regime exhibits highly counter-intuitive behaviors such as non-local excitation and unidirectional amplification of corner states.

Excitation of corner states.—Having classified the number and properties of zero-energy corner states in 2D non-Hermitian QI, we now discuss how to observe them. In bosonic systems, a (periodic) drive corresponds to adding a source term ξ to the equation of motion of the system: $id\psi/dt = H\psi + \xi$. Because the spectrum of the system is purely real when $|t| > |\gamma|$, adding an overall small loss to the system ensures that all transients eventually decay. Therefore, only the driven equation $(E - H)\psi = \xi$ needs to be solved, where E is the driving frequency. If H is not defective (E_n 's are eigenvalues), one can still obtain an expression similar to the one in the Hermitian case: $(E - H)^{-1} = \sum_n |\eta_n^R\rangle\langle\eta_n^L|/(E - E_n)$, provided that the left and right eigenvectors of H are normalized according to the bi-orthogonality condition: $\langle\eta_m^L|\eta_n^R\rangle = \delta_{mn}$ [30]. Not surprisingly, in the near-Hermitian regime, the most efficient excitation of a corner state occurs when the source is localized in the same corner (see the Supplemental Material). This behavior is expected based on our intuition derived from the property of the eigenstates $\langle x|\eta_n^R\rangle = \langle\eta_n^L|x\rangle^*$ of the fully-Hermitian systems [3–6].

The situation changes dramatically when the Hamiltonian matrix H becomes defective, as is the case in the intermediate regime of our non-Hermitian QI. First, we present the results of driven simulations with localized sources, and then interpret the results based on the spectral properties of defective matrices. The responses of the system introduced in Fig. 3 (see the caption for the lattice parameters) to external sources localized at different sublattice sites are shown in Fig. 4(a-c). For this numerical study we have chosen $E = 0.01i$, a small uniform on-site loss. Surprisingly, our simulations reveal that placing the source at the bottom-right corner gives the strongest excitation of the top-left corner states. This contradicts our intuition developed by studying Hermitian systems, where one finds it most efficient to place the source in close proximity of the targeted state's maximum. This contradiction is resolved by the noted difference between the left and right eigenstates of a non-Hermitian systems. Moreover, we find that the mono-sublattice state is predominantly excited by placing the source on the sublattices 1, 2, or 3. On the other hand, the multi-sublattice state is predominantly excited when the source is on the sublattice 4. Finally, the response in the intermediate regime is much larger compared to that of near-Hermitian regime (at least 4 orders of magnitude: compare Fig. S2 and Fig. 4).

Partial Jordan decomposition of Hamilton—In this section we explain why the system has such a non-local response in the intermediate regime, i.e. the source and the excited zero-energy state must be counter-located for most efficient excitation. We also prove that there are only two linearly independent corner states in the intermediate regime. Since we already know that the Hamiltonian matrix might be defective (or, in the case of a

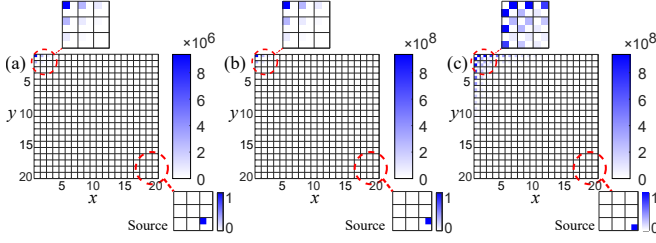


FIG. 4. The response of a non-Hermitian QI in the intermediate regime to external sources placed at different sublattice sites in the lower-right corner of the domain. The source sublattice sites are 1 (left), 2 (middle), and 4 (right). Color: magnitude of the complex field ψ . mono-sublattice (left and middle) and multi-sublattice (right) corner states are predominantly excited (cf. Fig. 3). Source frequency: $E = 0.01i$, a small uniform on-site loss. Other lattice parameters (domain size and hopping amplitudes) of the tight-binding model: same as in Fig. 3.

numerical solution, nearly-defective), we need to examine its Jordan decomposition $H = PJP^{-1}$ (where J is no longer diagonal) instead of its eigenvalue decomposition. Even though the complete Jordan decomposition might be hard to obtain in general, we simplify the problem by focusing on the Jordan blocks for $E = 0$ that are relevant to zero-energy corner states. Numerical results for Fig. 3 show that $E = 0$ is an eigenvalue of H with algebraic multiplicity 4. From the experience of obtaining Eq. (2), it is not too difficult to see that the following four vectors can serve as the four columns of the Jordan basis matrix P corresponding to the $E = 0$ Jordan blocks (these states can also be obtained numerically using the Schur decomposition [16]):

$$\begin{aligned}
 |\eta_1^R\rangle &= \sum_{x,y} r_1^{x+y} |x, y, 1\rangle, \\
 |\eta_2^R\rangle &= \sum_{x,y} (r_1^x - r_2^x) r_1^y (|x, y, 2\rangle + |y, x, 3\rangle), \\
 |\eta_3^R\rangle &= \sum_{x,y} (r_1^x - r_2^x) r_1^y (|x, y, 2\rangle - |y, x, 3\rangle), \\
 |\eta_4^R\rangle &= \sum_{x,y} (r_1^x - r_2^x) (r_1^y - r_2^y) |x, y, 4\rangle,
 \end{aligned} \tag{3}$$

and the Jordan blocks for $E = 0$ are

$$J_0 = \begin{pmatrix} 0 & 2\kappa & 0 & 0 \\ 0 & 0 & 0 & 0 \\ 0 & 0 & 0 & \kappa \\ 0 & 0 & 0 & 0 \end{pmatrix}, \tag{4}$$

where $\kappa = t + \gamma - \lambda^2/(t - \gamma)$. We observe from J_0 that the geometric multiplicity of the $E = 0$ eigenvalue is 2, indicating that the $E = 0$ subspace is defective. Note that $|\eta_1^R\rangle$ is the mono-sublattice state given by Eq. (1a), and $|\eta_3^R\rangle$ is the multi-sublattice state given by Eq. (2).

Next, the corresponding four rows of P^{-1} must be determined. This can be done by repeating the above

analysis for H^T . It turns out they are localized at the bottom-right corner:

$$\begin{aligned}
 \langle \eta_1^L | &= A_1 \sum_{x,y} (r_1^{\bar{x}} - r_2^{\bar{x}}) (r_1^{\bar{y}} - r_2^{\bar{y}}) \langle x, y, 1 |, \\
 \langle \eta_2^L | &= A_2 \sum_{x,y} r_1^{\bar{x}} (r_1^{\bar{y}} - r_2^{\bar{y}}) (\langle x, y, 2 | + \langle y, x, 3 |), \\
 \langle \eta_3^L | &= A_3 \sum_{x,y} r_1^{\bar{x}} (r_1^{\bar{y}} - r_2^{\bar{y}}) (\langle x, y, 2 | - \langle y, x, 3 |), \\
 \langle \eta_4^L | &= A_4 \sum_{x,y} r_1^{\bar{x}+\bar{y}} \langle x, y, 4 |,
 \end{aligned} \tag{5}$$

where $\bar{x} = N + 1 - x$, $\bar{y} = N + 1 - y$. It can be directly verified that $\langle \eta_m^L | \eta_n^R \rangle = 0$ for $m \neq n$ as required. Normalization constants $A_n \sim r_2^{-2N}$ so that $\langle \eta_m^L | \eta_n^R \rangle = 1$. The normalization constants are huge simply because left and right states are both well-localized and spatially far away.

Now we are ready to calculate the driven response of the Hamiltonian, or equivalently, the Green's function of the system near zero energy. The benefit of finding the Jordan normal decomposition is that in order to solve the driven equation $(E - H)\psi = \xi$, we instead need to solve a much simpler equation $(E - J)\psi' = \xi'$, where $\psi' = P^{-1}\psi$, $\xi' = P^{-1}\xi$, and $(E - J)^{-1}$ is easy to compute. To understand the behavior of H near $E = 0$, we only need to work in the above mentioned four-dimensional subspace because only the vectors in this subspace can diverge as $1/E$ or faster. Therefore, below we appropriate the notations ξ' and ψ' to just represent the four dimensional vectors. As mentioned, $(E - J_0)^{-1}$ is easy to compute:

$$(E - J_0)^{-1} = \begin{pmatrix} 1/E & 2\kappa/E^2 & 0 & 0 \\ 0 & 1/E & 0 & 0 \\ 0 & 0 & 1/E & \kappa/E^2 \\ 0 & 0 & 0 & 1/E \end{pmatrix} \tag{6}$$

Because of the form of η_n^L , placing a source on sublattice 1 gives $\xi' \propto (1, 0, 0, 0)^T$. By calculating $\psi' = (E - J_0)^{-1}\xi'$ we see that the mono-sublattice state is excited. Likewise, placing a source on sublattice 4 induces $\xi' \propto (0, 0, 0, 1)^T$, so the multi-sublattice state is excited. Note that placing a source on either sublattice 2 or 3 induces $\xi' \propto (0, 1, \pm 1, 0)^T$, but the mono-sublattice state still dominates due to its faster divergence rate $1/E^2$. This is clearly observed in Fig. 4, where the response to the sources placed on sublattices 2 and 4 (middle and left figures) is stronger than that to the source placed on sublattice 1 (left figure). Remarkably, placing the source as far away as possible from the corner states leads to stronger excitation of the latter because the localization of the η_n^L at the bottom-right corner maximizes the overlap. The huge amplitude of the response ψ (see Fig. 4) is mainly due to the exponentially large normalization constant A_n . Such non-local response in the intermediate regime presents a remarkable opportunity for *unidirectional amplification* of corner states. Specifically, placing

a source at the bottom-right corner will lead to huge response at the top-left corner, but a source at the top-left corner will only lead to weak response throughout the system in comparison. Compared to the response of an isolated site to the same source, whose amplitude would simply be $|1/E|$, the amplitude of the response of an array is amplified by roughly $|A_n|$ (Fig. 4(a)) or $|A_n\kappa/E|$ (Fig. 4(b-c)). Such behavior is absent in the near-Hermitian regime (see the Supplemental Material for demonstration). While this has not been previously recognized, unidirectional amplification can also be realized for the non-Hermitian SSH model because the latter possesses a similarly defined intermediate regime. An important advantage of the non-Hermitian QI is that we can selectively excite two distinct corner states, whereas only one edge state is supported by a 1D chain in the intermediate regime of the non-Hermitian SSH model.

Conclusions.—A non-Hermitian quadrupole insulator with asymmetric intracell coupling strengths has been investigated, with the focus on zero-energy corner states it supports. We identified a previously unknown “intermediate regime” in the parameter space, where a new type of a corner state without counterpart in Hermitian QIs exists. The peculiarity of this regime arises from the defective nature of its Hamiltonian matrix at zero energy. We also used partial Jordan decomposition of the Hamiltonian matrix to explain the response of the system to external sources. The techniques used in this Letter are applicable to other non-Hermitian systems.

This work was supported by the Office of Naval Research (ONR) under Grant No. N00014-17-1-2161, by the National Science Foundation (NSF) under Grant No. DMR-1741788, and by the Cornell Center for Materials Research with funding from the NSF MRSEC program (DMR-1719875). M. J. was supported in part by Kwang-jeong Educational Foundation.

* gshvets@cornell.edu

- [1] W. A. Benalcazar, T. Li, and T. L. Hughes, *Phys. Rev. B* **99**, 245151 (2019).
 [2] C.-Y. Hou, C. Chamon, and C. Mudry, *Phys. Rev. Lett.* **98**, 186809 (2007).

- [3] M. Serra-Garcia, V. Peri, R. Süsstrunk, O. R. Bilal, T. Larsen, L. G. Villanueva, and S. D. Huber, *Nature* **555**, 342 (2018).
 [4] C. W. Peterson, W. A. Benalcazar, T. L. Hughes, and G. Bahl, *Nature* **555**, 346 (2018).
 [5] S. Imhof, C. Berger, F. Bayer, J. Brehm, L. W. Molenkamp, T. Kiessling, F. Schindler, C. H. Lee, M. Greiter, T. Neupert, *et al.*, *Nat. Phys.* **14**, 925 (2018).
 [6] X. Ni, M. Weiner, A. Alù, and A. B. Khanikaev, *Nat. Mat.* **18**, 113 (2019).
 [7] W. A. Benalcazar, B. A. Bernevig, and T. L. Hughes, *Science* **357**, 61 (2017).
 [8] W. A. Benalcazar, B. A. Bernevig, and T. L. Hughes, *Phys. Rev. B* **96**, 245115 (2017).
 [9] H. C. Baker, *Phys. Rev. A* **30**, 773 (1984).
 [10] K. Lopata and N. Govind, *J. Chem. Th. and Comp.* **9**, 4939 (2013).
 [11] W. Heiss, *J. Phys. Math. Gen.* **37**, 2455 (2004).
 [12] M. V. Berry, *Czechoslov. J. Phys.* **54**, 1039 (2004).
 [13] N. Moiseyev, *Non-Hermitian quantum mechanics* (Cambridge University Press, 2011).
 [14] L. Feng, R. El-Ganainy, and L. Ge, *Nat. Phot.* **11**, 752 (2017).
 [15] R. El-Ganainy, K. G. Makris, M. Khajavikhan, Z. H. Musslimani, S. Rotter, and D. N. Christodoulides, *Nat. Phys.* **14**, 11 (2018).
 [16] G. H. Golub and C. F. Van Loan, *Matrix computations*, 4th ed. (Johns Hopkins University Press, 2013).
 [17] T. E. Lee, *Phys. Rev. Lett.* **116**, 133903 (2016).
 [18] C. M. Bender, *Rep. Prog. Phys.* **70**, 947 (2007).
 [19] C. T. West, T. Kottos, and T. Prosen, *Phys. Rev. Lett.* **104**, 054102 (2010).
 [20] C. M. Bender, M. Gianfreda, Ş. K. Özdemir, B. Peng, and L. Yang, *Phys. Rev. A* **88**, 062111 (2013).
 [21] A. Mostafazadeh, *J. Math. Phys.* **43**, 205 (2002).
 [22] H. Shen, B. Zhen, and L. Fu, *Phys. Rev. Lett.* **120**, 146402 (2018).
 [23] S. Yao and Z. Wang, *Phys. Rev. Lett.* **121**, 086803 (2018).
 [24] T. Liu, Y.-R. Zhang, Q. Ai, Z. Gong, K. Kawabata, M. Ueda, and F. Nori, *Phys. Rev. Lett.* **122**, 076801 (2019).
 [25] J. A. Sobota, S. Yang, J. G. Analytis, Y. L. Chen, I. R. Fisher, P. S. Kirchmann, and Z.-X. Shen, *Phys. Rev. Lett.* **108**, 117403 (2012).
 [26] M. Marsi, *Phys. Stat. Solidi* **12**, 1800228 (2018).
 [27] H. Shen and L. Fu, *Phys. Rev. Lett.* **121**, 026403 (2018).
 [28] S. Lieu, *Phys. Rev. B* **97**, 045106 (2018).
 [29] C. Yin, H. Jiang, L. Li, R. Lü, and S. Chen, *Phys. Rev. A* **97**, 052115 (2018).
 [30] K. B. Datta, *Matrix and Linear Algebra Aided with Matlab* (PHI Learning Pvt. Ltd., 2016).

Supplemental Material

1 Spectrum of an open-boundary non-Hermitian quadrupole insulator (QI)

First we briefly show the derivation of the bulk spectrum of an open-boundary non-Hermitian QI, and following it, the gap-closing condition and when the bulk spectrum is real.

The Bloch Hamiltonian of the non-Hermitian QI corresponding to Fig. 1(a) is

$$H(k_x, k_y) = [t + \lambda \cos k_y]\tau_x + [\lambda \sin k_y + i\gamma]\tau_y + [t + \lambda \cos k_x]\tau_z\sigma_x + [\lambda \sin k_x + i\gamma]\tau_z\sigma_y, \quad (\text{S1})$$

where we have set the lattice constant $a_0 = 1$, and τ_i and σ_i ($i = x, y, z$) are Pauli matrices for degrees of freedom within a unit cell.

As mentioned in the paper, to correctly calculate the bulk spectrum of a non-Hermitian QI under open boundary condition, one has to make the following substitution in the Bloch Hamiltonian: $(k_x, k_y) \rightarrow (k_x - i \ln \beta_0, k_y - i \ln \beta_0)$, where $\beta_0 = \sqrt{|(t - \gamma)/(t + \gamma)|}$.

The eigenvalues E of the resulting Hamiltonian are doubly degenerate and

$$E^2(k_x, k_y) = 2(t^2 - \gamma^2 + \lambda^2) + \lambda\sqrt{|t^2 - \gamma^2|}[\text{sgn}(t + \gamma)(e^{ik_x} + e^{ik_y}) + \text{sgn}(t - \gamma)(e^{-ik_x} + e^{-ik_y})]. \quad (\text{S2})$$

It is straightforward to see that the bulk spectrum is real when $|t| > |\gamma|$. $E = 0$ (for some real (k_x, k_y)) gives the gap-closing condition $t^2 = \gamma^2 \pm \lambda^2$.

The complete spectrum of the open-boundary non-Hermitian QI in the “near-Hermitian” regime, with parameters the same as in Fig. 2 (except that no on-site potential is used) is shown in Fig. S1(a). The bulk bandgap as predicted in the previous section, as well as four zero-energy corner states (see the zoom-in at right) are clearly visible.

The complete spectrum of the open-boundary non-Hermitian QI in the “intermediate” regime, with parameters the same as in Fig. 3 is shown in Fig. S1(b). The bulk bandgap is smaller but still clear, and four zero-energy corner states are present. Note that this only means the algebraic multiplicity of the $E = 0$ eigenvalue is 4. As demonstrated in the paper, there are only 2 linearly independent corner states, i.e., the geometric multiplicity of the $E = 0$ eigenvalue is 2.

As mentioned in the paper, both parameter sets fall in to the region where the system has a purely real spectrum.

2 Analytic verification of corner states

In this section we verify that the corner states with field distribution given in the paper are indeed approximate eigenstates of the Hamiltonian.

In the near Hermitian regime, there are 4 corner states, with field distribution in the same fashion, see Eq. (1). Similar analytical solutions have been obtained for localized states in Hermitian systems,

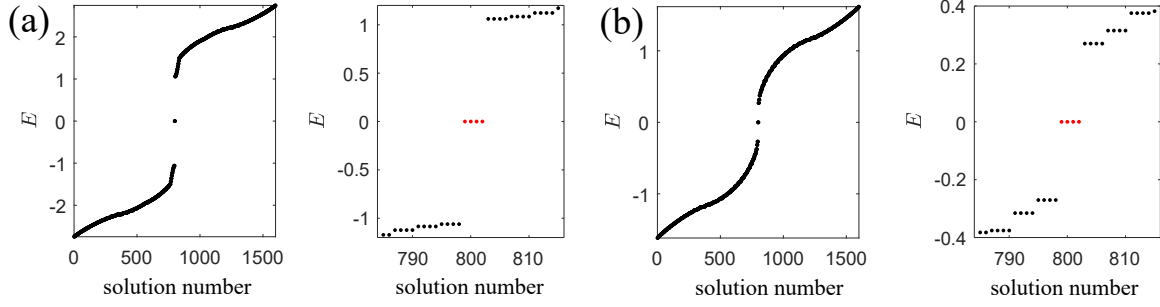


Figure S1: Spectra of open-boundary non-Hermitian QIs. (a) Near-Hermitian regime. Left: full spectrum. Right: a zoom-in at the zero-energy corner states (red). Parameters: same as in Fig. 2 ($t = 0.6, \gamma = 0.4, \lambda = 1.5, N = 20$), but no on-site potential $U_i = 0$. (b) Intermediate regime. Left: full spectrum. Right: a zoom-in at the zero-energy corner states (red). Parameters: same as in Fig. 3 ($t = 0.6, \gamma = 0.4, \lambda = 0.7, N = 20$).

including edge states of the SSH model [1] and corner states of a 2D kagome lattice model [2]. Here we just demonstrate $H|\psi_1\rangle \approx 0$. Apparently $\langle x, y, 1|H|\psi_1\rangle = \langle x, y, 4|H|\psi_1\rangle = 0$ for all x, y .

$$\langle x, y, 2|H|\psi_1\rangle = (t - \gamma)\left(-\frac{t - \gamma}{\lambda}\right)^{x+y} + \lambda\left(-\frac{t - \gamma}{\lambda}\right)^{x+1+y} = 0, \quad (\text{S3})$$

$$\langle x, y, 3|H|\psi_1\rangle = (t - \gamma)\left(-\frac{t - \gamma}{\lambda}\right)^{x+y} + \lambda\left(-\frac{t - \gamma}{\lambda}\right)^{x+y+1} = 0. \quad (\text{S4})$$

The only exception to the above two equations happens at edges $x = N$ and $y = N$. But in the thermodynamic limit $N \rightarrow \infty$ the field is exponentially weak at those edges. Thus ψ_1 is an approximate eigenstate of the Hamiltonian, and so is ψ_2, ψ_3, ψ_4 .

In the intermediate regime, ψ_1 survives as the superlocalized state, so we only need to verify that the sublocalized state Eq. (2) is an approximate eigenstate. Again it is apparent that $\langle x, y, 2|H|\phi\rangle = \langle x, y, 3|H|\phi\rangle = 0$ for all x, y .

$$\begin{aligned} \langle x, y, 1|H|\phi\rangle &= (t + \gamma)(r_1^x - r_2^x)r_1^y + \lambda(r_1^{x-1} - r_2^{x-1})r_1^y - (t + \gamma)(r_1^y - r_2^y)r_1^x - \lambda(r_1^{y-1} - r_2^{y-1})r_1^x \\ &= (t + \gamma)r_1^{x+y} + \lambda r_1^{x-1+y} - (t + \gamma)r_1^{y+x} - \lambda r_1^{y-1+x} = 0, \end{aligned} \quad (\text{S5})$$

$$\begin{aligned} \langle x, y, 4|H|\phi\rangle &= (t - \gamma)(r_1^x - r_2^x)r_1^y + \lambda(r_1^x - r_2^x)r_1^{y+1} + (t - \gamma)(r_1^y - r_2^y)r_1^x + \lambda(r_1^y - r_2^y)r_1^{x+1} \\ &= 0 + 0 = 0. \end{aligned} \quad (\text{S6})$$

Note that the form of the solution satisfies $\phi(0, y, 2) = \phi(x, 0, 3) = 0$ which is compatible with the open boundary condition, so the above calculation is also valid for boundary sites $x = 1$ and $y = 1$. Again the only exception happens at edges $x = N$ and $y = N$, but since the field is exponentially weak there, ϕ is an approximate eigenstate of the Hamiltonian.

3 Excitation of corner states in the near-Hermitian regime

As mentioned in the main text, in the near Hermitian regime the response of the system near zero energy is similar to that of a Hermitian QI. For completeness we show the numerical results here. Fig. S2(a-c) shows that, placing the source at a corner excites the corner state that is localized at that corner. This is because in this regime, the left and right eigenvectors of a corner state are

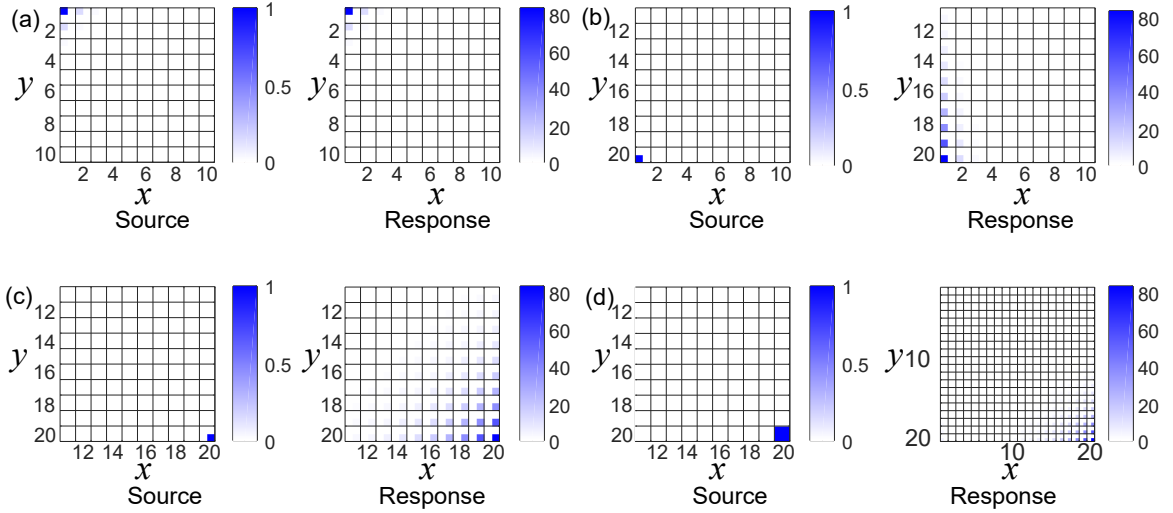


Figure S2: The response of a non-Hermitian QI in near-Hermitian regime to external source at different corners. Color: magnitude of the complex field ψ . (a) Source is placed on $|x, y, j\rangle = |1, 1, 1\rangle$. (b) Source is placed on $|1, 20, 3\rangle$. (c) Source is placed on $|20, 20, 4\rangle$. (d) Sources of equal amplitude are placed on the four sublattices of the bottom-right unit cell, i.e., $|20, 20, j\rangle, j = 1, 2, 3, 4$. Source frequency $E = 0$, uniform on-site loss $\Gamma = 0.01$. Other parameters: same as in Fig. 2 ($t = 0.6, \gamma = 0.4, \lambda = 1.5, N = 20$).

localized at the same corner. In Fig. S2(d) we put sources of equal amplitude on the four sublattices of the bottom-right unit cell, but the response is almost identical to Fig. S2(c), showing that unlike in the intermediate regime, here it is impossible to excite a corner state that locates far away from the source.

4 Excitation of edge states in the non-Hermitian SSH model

In this section we briefly demonstrate that unidirectional amplification can also be realized in the non-Hermitian SSH model. The non-Hermitian SSH model we consider is shown in Fig. S3(a), with asymmetric intracell coupling $t \pm \gamma$. Its phase diagram is the same as Fig. 1(b). As in the paper, we seek the Jordan decomposition of the Hamiltonian $H = PJP^{-1}$, and we are especially interested in the zero energy blocks:

$$H = (\eta_1^R, \eta_2^R, \dots) \begin{pmatrix} J_0 & & \\ & \ddots & \\ & & \ddots \end{pmatrix} (\eta_1^L, \eta_2^L, \dots)^T. \quad (\text{S7})$$

In the near Hermitian regime, $J_0 = \begin{pmatrix} 0 & 0 \\ 0 & 0 \end{pmatrix}$ is not defective. The two zero-energy boundary states η_1^R and η_2^R , each located at one end of the chain, and having support on one sublattice, are shown in Fig. S3(b). The corresponding left eigenstates η_1^L and η_2^L are also shown. Fields on sublattice A are shown in blue, while fields on sublattice B are shown in red. The response of a non-Hermitian SSH chain with open-boundary condition in this regime is shown in Fig. S3(c), which is similar to that in the Hermitian case: in order to excite a boundary state, one should place the source on the same end and the same sublattice as the boundary state. Unidirectional amplification of boundary states is impossible in this regime.

In the intermediate regime, $J_0 = \begin{pmatrix} 0 & \kappa \\ 0 & 0 \end{pmatrix}$ becomes defective. The two vectors η_1^R and η_2^R are located both at the left end but on different sublattices, and they satisfy

$$\begin{aligned} H\eta_1^R &= E\eta_1^R, \\ H\eta_2^R &= E\eta_2^R + \kappa\eta_1^R \end{aligned} \tag{S8}$$

(here $E = 0$). Thus the only (right) eigenstate is η_1^R , and the operator $H - E$ projects the subspace formed by η_1^R and η_2^R on to η_1^R . If the system starts in state η_2^R and evolves with time without source, eventually the system will end up in state η_1^R . The left Jordan basis states η_1^L and η_2^L are important when resonant excitation is considered: a source near frequency E will lead to huge response if it has considerable overlap (inner product) with either of the state, and the response will be proportional to the overlap. These two states are located at the right end and satisfy

$$\begin{aligned} H^T\eta_2^R &= E\eta_2^R, \\ H^T\eta_1^R &= E\eta_1^R + \kappa\eta_2^R, \end{aligned} \tag{S9}$$

so the operator $H^T - E$ projects the subspace formed by η_1^L and η_2^L on to η_2^L . The bi-orthogonality condition is $\langle \eta_m^L | \eta_n^R \rangle = 0$ if $m \neq n$. All four states are shown in Fig. S4(a). The fields shown are unnormalized. Fig. S4(b-e) shows the response of a non-Hermitian SSH chain with open-boundary condition in this regime. It is clear that a source on the right boundary (c,e) can excite the boundary eigenstate η_1^R more efficiently, and the response is huge. Placing the source on either sublattice works, since it will have considerable overlap with one of the left Jordan basis states η_1^L and η_2^L .

References

- [1] J.K. Asbóth, L. Oroszlány, and A.P. Pályi. *A Short Course on Topological Insulators: Band Structure and Edge States in One and Two Dimensions*. Lecture Notes in Physics. Springer International Publishing, 2016.
- [2] Xiang Ni, Matthew Weiner, Andrea Alù, and Alexander B Khanikaev. Observation of higher-order topological acoustic states protected by generalized chiral symmetry. *Nat. Mat.*, 18(2):113, 2019.

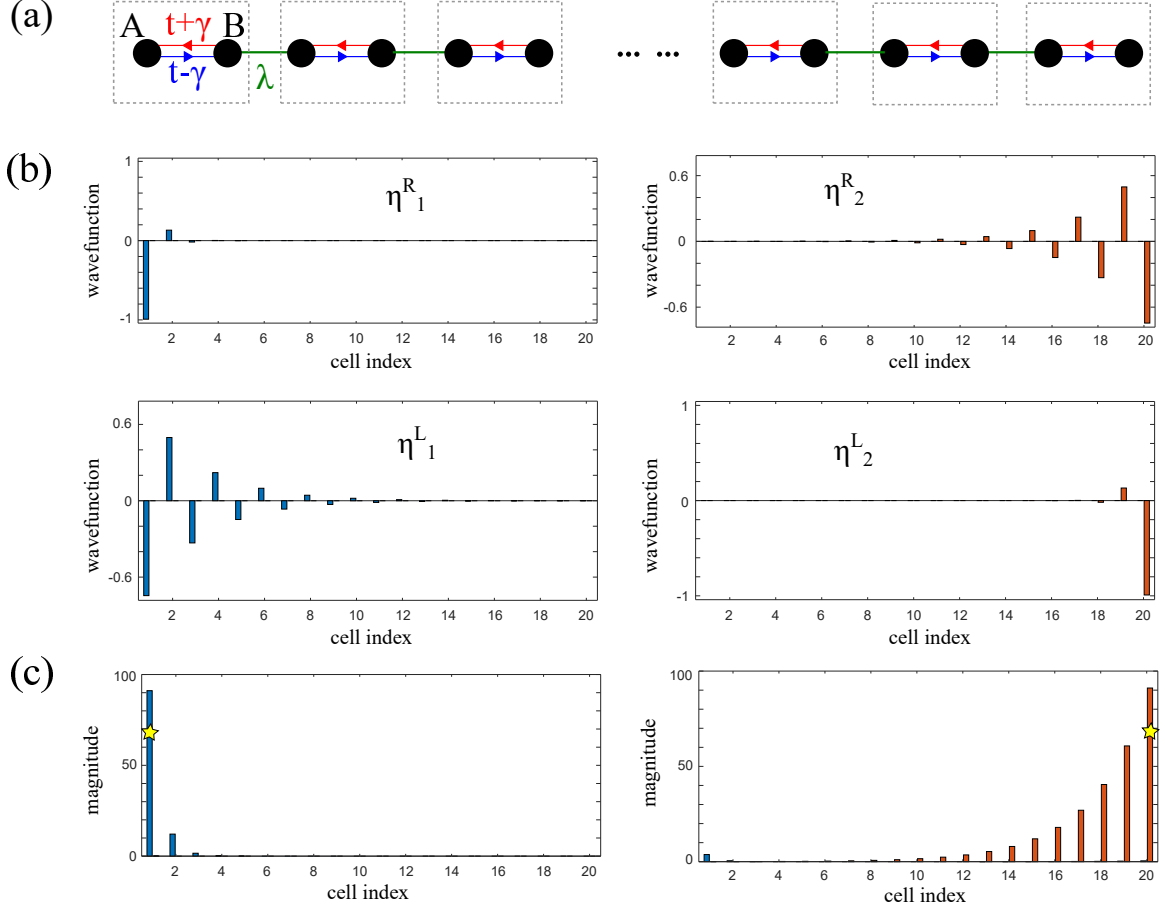


Figure S3: A non-Hermitian SSH chain with open-boundary condition. (a) Non-Hermitian SSH model. The dotted box indicates the unit cell. (b) Zero energy boundary states η_1^R and η_2^R in the near Hermitian regime $t = 0.6, \gamma = 0.4, \lambda = 1.5$, and corresponding left eigenstates η_1^L and η_2^L . Fields are unnormalized. (c) Response in this regime. The source (marked by the yellow star) is placed on either cell 1, sublattice A (left column) or cell 20, sublattice B (right column). Source frequency $E = 0$, and its amplitude is unity. Uniform on-site loss $\Gamma = 0.01$. In (b-c) the chain contains 20 unit cells. Fields on sublattice A are shown in blue, while fields on sublattice B are shown in red.

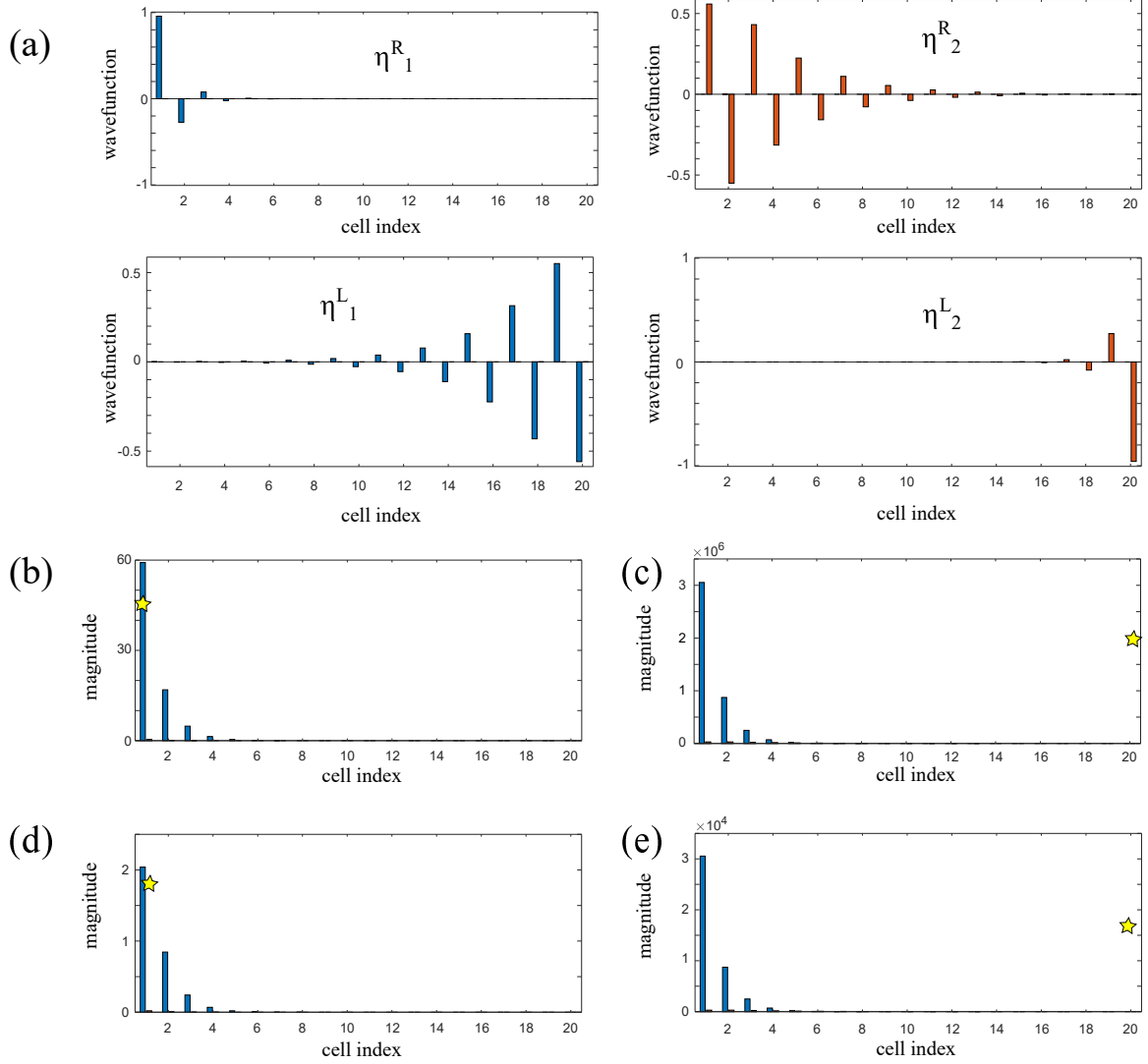


Figure S4: (a) Zero-energy Jordan basis states in the intermediate regime $t = 0.6, \gamma = 0.4, \lambda = 0.7$. Fields are unnormalized. (b-e) Response in this regime. The source (marked by the yellow star) is placed on (b) cell 1, sublattice A or (c) cell 20, sublattice B or (d) cell 1, sublattice B or (e) cell 20, sublattice A, respectively. Source frequency $E = 0$, and its amplitude is unity. Uniform on-site loss $\Gamma = 0.01$. The chain contains 20 unit cells. Fields on sublattice A are shown in blue, while fields on sublattice B are shown in red.