

# Interaction between moving Abrikosov vortices in type-II superconductors

V. G. Kogan\*

Ames Laboratory–DOE, Ames, IA 50011, USA

R. Prozorov†

Ames Laboratory–DOE, Ames, IA 50011, USA and

Department of Physics and Astronomy, Iowa State University, Ames, IA 50011, USA

(Dated: 7 April 2020)

The self-energy of a moving vortex is shown to decrease with increasing velocity. The interaction energy of two parallel slowly moving vortices differs from the static case by a small term  $\propto v^2$ ; the “slow” motion is defined as having the velocity  $v < v_c = c^2/4\pi\sigma\lambda$ , where  $\sigma(T)$  is conductivity of the normal excitations and  $\lambda(T)$  is London penetration depth. For higher velocities,  $v > v_c(T)$ , the interaction energy of two vortices situated along the velocity direction is enhanced and along the perpendicular direction is suppressed compared to the static case.

## I. INTRODUCTION

Recent experiments have tracked Abrikosov vortices moving with extremely high velocities well exceeding the speed of sound [1, 2]. The time-dependent Ginzburg-Landau equations (GL) was the major tool used to model vortex motion. Although this approach, strictly speaking, is applicable only for gapless systems near the critical temperature [3], it reproduces qualitatively major features of the fast vortex motion.

A much simpler linear London approach had been successfully employed through the years to describe static or nearly static vortex systems. The London equations express the basic Meissner effect and can be used at any temperature for problem where vortex cores are irrelevant. The magnetic structure of moving vortices was commonly considered the same as that of a static vortex displaced as a whole.

It has been shown recently, however, that this is not the case within the Time Dependent London theory (TDL) which takes into account normal currents, a necessary consequence of moving magnetic structure of a vortex [4]. In this paper we show that the line energy of a moving vortex decreases with increasing velocity. Moreover, the interaction of two vortices moving with the same velocity becomes anisotropic so that the interaction is enhanced when the vector  $\mathbf{R}$  connecting vortices is parallel the velocity  $\mathbf{v}$  and suppressed if  $\mathbf{R} \perp \mathbf{v}$ .

### A. Outline of Time Dependent London approach

In time dependent situations, the current consists, in general, of normal and superconducting parts:

$$\mathbf{J} = \sigma \mathbf{E} - \frac{2e^2 |\Psi|^2}{mc} \left( \mathbf{A} + \frac{\phi_0}{2\pi} \nabla \chi \right), \quad (1)$$

where  $\mathbf{E}$  is the electric field and  $\Psi$  is the order parameter.

The conductivity  $\sigma$  approaches the normal state value  $\sigma_n$  when the temperature  $T$  approaches  $T_c$  in fully gapped s-wave superconductors; it vanishes fast with decreasing temperature along with the density of normal excitations. This is, however, not the case for strong pair-breaking when superconductivity becomes gapless while the density of states approaches the normal state value at all temperatures.

Within the London approach  $|\Psi|$  is a constant  $\Psi_0$  and Eq. (1) reads:

$$\frac{4\pi}{c} \mathbf{J} = \frac{4\pi\sigma}{c} \mathbf{E} - \frac{1}{\lambda^2} \left( \mathbf{A} + \frac{\phi_0}{2\pi} \nabla \chi \right), \quad (2)$$

where  $\lambda^2 = mc^2/8\pi e^2 |\Psi_0|^2$  is the London penetration depth. Acting on this by curl one obtains:

$$-\nabla^2 \mathbf{H} + \frac{1}{\lambda^2} \mathbf{H} + \frac{4\pi\sigma}{c^2} \frac{\partial \mathbf{H}}{\partial t} = \frac{\phi_0}{\lambda^2} \mathbf{z} \sum_{\nu} \delta(\mathbf{r} - \mathbf{r}_{\nu}), \quad (3)$$

where  $\mathbf{r}_{\nu}(t)$  is the position of the  $\nu$ -th vortex,  $\mathbf{z}$  is the direction of vortices that coincides with that of  $\mathbf{H}$  for isotropic infinite type-II superconductors. Equation (3) can be considered as a general form of the time dependent London equation. This form differs from that provided by F. London where contribution of normal quasiparticles to the current was not included [5].

As with the static London approach, the time dependent version (3) has the shortcoming of being valid only outside vortex cores. As such it may produce useful results for materials with large GL parameter  $\kappa$  in fields away of the upper critical field  $H_{c2}$ . On the other hand, Eq. (3) is a useful, albeit approximate, tool for low temperatures where GL theory does not work and the microscopic theory is forbiddingly complex.

\* kogan@ameslab.gov

† prozorov@ameslab.gov

## B. Moving vortex

For a straight vortex along  $\mathbf{z}$  moving with a constant velocity  $\mathbf{v}$  in the  $xy$  plane Eq. (3) reads:

$$-\lambda^2 \nabla^2 H + H + \tau \frac{\partial H}{\partial t} = \phi_0 \delta(\mathbf{r} - \mathbf{v}t), \quad (4)$$

where  $H$  is the  $z$  component of the magnetic field and

$$\tau = 4\pi\sigma\lambda^2/c^2 \quad (5)$$

is the ‘‘current relaxation time’’, the term used in literature on time-dependent GL models. Clearly, the field distribution described by Eq. (4) differs from the solution which would have existed in the absence of relaxation term for  $\tau = 0$ :

$$H_0(\mathbf{r}, t) = \frac{\phi_0}{2\pi\lambda^2} K_0\left(\frac{|\mathbf{r} - \mathbf{v}t|}{\lambda}\right). \quad (6)$$

Equation (4) can be solved by first finding the time dependence of the Fourier transform  $H_{\mathbf{k}}$ , as it is done for the diffusion equation [6]:

$$\tau \partial_t H_{\mathbf{k}} + (1 + \lambda^2 k^2) H_{\mathbf{k}} = \phi_0 e^{-i\mathbf{k}\mathbf{v}t} \quad (7)$$

which yields

$$H_{\mathbf{k}} = \frac{\phi_0 e^{-i\mathbf{k}\mathbf{v}t}}{1 + \lambda^2 k^2 - i\mathbf{k}\mathbf{v}\tau}. \quad (8)$$

To find the field distribution in real space for the stationary case of a constant velocity one may consider  $t = 0$ . This was done in Ref. 4 where it was shown that the moving vortex loses the cylindrical symmetry of vortex at rest, in particular, this distribution is no longer symmetric relative to  $x \rightarrow -x$  with  $x$  being the velocity direction.

Physically, the distortion of the field distribution is due to contribution of the out-of-core normal excitations to vortex currents. At small velocities, the distortion can be disregarded. At low temperatures, the quasiparticles are nearly absent (for the s-wave symmetry) and  $\sigma \approx 0$ , whereas  $\lambda$  is finite, therefore the vortex field distortion is weak. Hence, the distortion may have an effect at high  $T$ s where the conductivity is close to that of the normal phase. Gapless superconductors are an exception to this rule, since the normal excitations density of states is close to the normal even at low  $T$ s.

## II. SELF-ENERGY OF MOVING VORTEX

Given the field distribution of a moving vortex, one readily evaluates the London line energy of a vortex [7, 8]:

$$\begin{aligned} F_1 &= \int d^2\mathbf{r} [H^2 + \lambda^2(\text{curl}\mathbf{H})^2] / 8\pi \\ &= \int \frac{d^2\mathbf{k}}{32\pi^3} [ |H_{\mathbf{k}}|^2 + \lambda^2 |\mathbf{k} \times \mathbf{H}_{\mathbf{k}}|^2 ], \end{aligned} \quad (9)$$

where the Fourier transform  $H_{\mathbf{k}}$  is given in Eq. (8) for  $t = 0$ . Further, we have  $|\mathbf{k} \times \mathbf{H}_{\mathbf{k}}|^2 = k^2 |H_{\mathbf{k}}|^2$ , so that

$$\begin{aligned} \frac{32\pi^3\lambda^2}{\phi_0^2} F_1 &= \int \frac{d^2\mathbf{q}(1+q^2)}{|1+q^2-i\mathbf{q}\mathbf{u}|^2} \\ &= \int \frac{d^2\mathbf{q}(1+q^2)}{(1+q^2)^2 + q_x^2 u^2}, \end{aligned} \quad (10)$$

Here, the dimensionless  $\mathbf{q} = \lambda\mathbf{k}$  is introduced and the normalized velocity  $\mathbf{u} = \mathbf{v}/v_c$ ,  $v_c = c^2/4\pi\sigma\lambda$  (this  $v_c$  is by a factor of 2 smaller than  $v_c$  used in Ref. 4). After integration over the angle  $\varphi$  ( $q_x = q \cos \varphi$ ) one obtains the last integral in the form

$$\begin{aligned} &\int_0^\kappa \frac{2\pi q(1+q^2) dq}{\sqrt{(1+q^2)^2 + q^2 u^2}} \\ &= \pi \ln \frac{2\left(1 + \kappa^2 + \sqrt{(1 + \kappa^2)^2 + \kappa^2 u^2}\right) + u^2}{4 + u^2} \end{aligned} \quad (11)$$

where the logarithmically divergent integral is truncated at  $q = \lambda/\xi = \kappa$ . The reduced line energy  $f = F_1/(\phi_0^2/32\pi^2\lambda^2)$  for  $\kappa = 10$  is shown in Fig. 1:

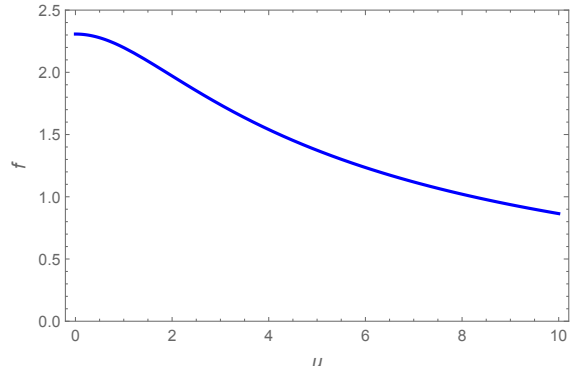


FIG. 1. (Color online) The line energy  $f$  normalized on  $\phi_0^2/32\pi^2\lambda^2$  as a function of reduced velocity  $u = v/v_c$  for  $\kappa = 10$ .

It is worth noting that large values of the reduced velocity  $u = v/v_c$  are not necessarily imply a large actual velocity because  $v_c$  depends on temperature, in particular,  $v_c \rightarrow 0$  when  $T \rightarrow T_c$ . For a ‘‘fast’’ motion such that  $\kappa^2 \gg u^2 \gg 1$ , this gives

$$F_1 \approx \frac{\phi_0^2}{32\pi^2\lambda^2} \ln \frac{2\kappa^2}{u^2}, \quad (12)$$

i.e., the line energy is slowly decreases with increasing velocity.

## III. INTERVORTEX INTERACTION

For two parallel vortices moving with the same velocity, one at the origin at  $t = 0$  and the other at  $\mathbf{R} = (x, y)$ , the field at  $\mathbf{R}$  is given by the Fourier transform:

$$H_{\mathbf{q}} = \frac{\phi_0(1 + e^{-i\mathbf{q}\mathbf{R}})}{1 + q^2 - i\mathbf{q}\mathbf{u}}. \quad (13)$$

Using Eqs.(9), one obtains the total energy  $F$  of two vortices and the interaction energy  $F_{int} = F - 2F_1$  where  $F_1$  is the line energy of a single vortex given in Eq.(10):

$$\frac{16\pi^3\lambda^2}{\phi_0^2}F_{int}(\mathbf{R}) = \int \frac{d^2\mathbf{q}(1+q^2)\cos\mathbf{q}\mathbf{R}}{(1+q^2)^2+q_x^2u^2}. \quad (14)$$

For  $u = 0$  this yields the static interaction energy [7]:

$$F_{int} = \frac{\phi_0^2}{16\pi^3\lambda^2} \int \frac{d^2\mathbf{q}\cos\mathbf{q}\mathbf{R}}{1+q^2} = \frac{\phi_0^2}{8\pi^2\lambda^2} K_0\left(\frac{R}{\lambda}\right). \quad (15)$$

Commonly, this energy is written as  $F_{int} = \phi_0 H_{12}(R)/4\pi$ , where  $H_{12}(R)$  is the field generated by the first vortex at the location of the second.

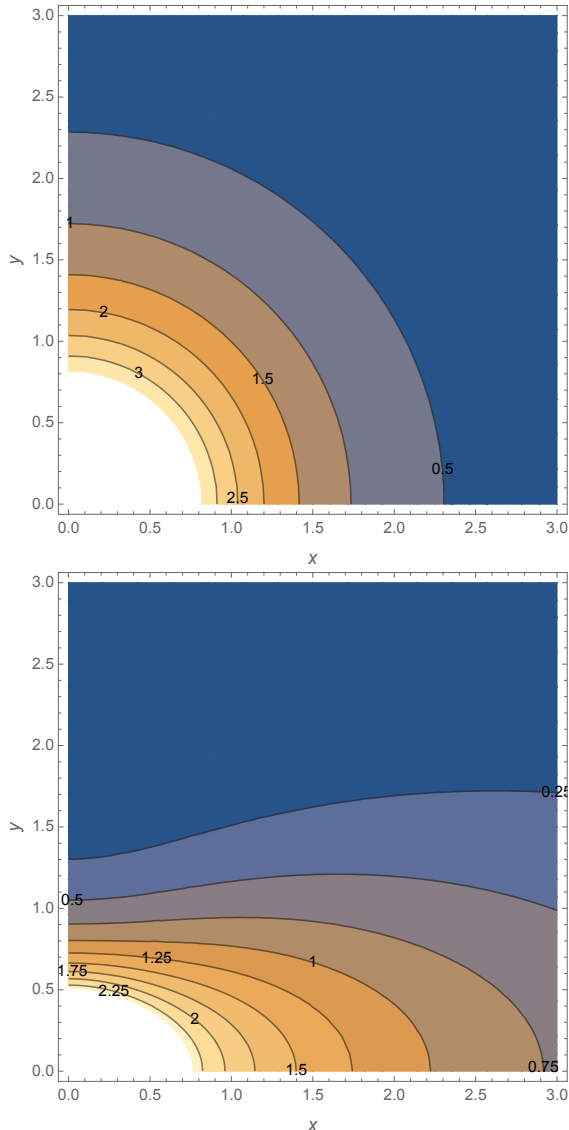


FIG. 2. (Color online) Contours of constant interaction energy for a vortex at the origin  $(0,0)$  and another one at  $(x,y)$  for a small velocity  $u = v/v_c = 0.2$  (the upper panel) and for fast vortices with  $u = v/v_c = 4$  (the lower panel).  $x, y$  are measured in units of  $\lambda$ . In this calculation  $\kappa = 8$  and  $q_m = 12$ .

The double integral (14) can be evaluated numerically. The integral over  $q$ , however, diverges logarithmically. One can isolate effects of motion by subtracting and adding the result (15) for the interaction of vortices at rest:

$$f_{int} = 2\pi K_0(R) - \int \frac{d^2\mathbf{q}u^2q_x^2\cos(\mathbf{q}\mathbf{R})}{(1+q^2)[(1+q^2)^2+q_x^2u^2]}. \quad (16)$$

where the reduced interaction  $f_{int} = (16\pi^3\lambda^2/\phi_0^2)F_{int}$ . Another benefit of this step is that the logarithmic divergence is now incorporated in the exact first term, while the integral here is convergent.

To exclude large  $|k| > 1/\xi$  ( $\xi$  is the vortex core size), we introduce a factor  $e^{-k^2\xi^2} = e^{-q^2/\kappa^2}$  in the integrand of Eq.(16) and integrate over region  $-q_m < q_x < q_m$  and  $-q_m < q_y < q_m$  with  $q_m$  exceeding  $\kappa$  substantially, so that the square shape of the integration domain does not matter. The result is shown in Fig. 2. The upper panel shows that at low velocities, the interaction energy  $F_{int}(x,y) = F_{int}(R,\varphi)$  is nearly azimuth independent. In particular, this means that the interaction force is nearly radial, as is the case of vortices at rest. With increasing velocity the situation changes drastically, and the force  $-\nabla F_{int}(x,y)$ , which is perpendicular to contours  $F_{int}(x,y) = \text{const}$  has a complicated distribution. To have a better view of the energy  $F_{int}(x,y)$  we provide a three-dimensional plot in Fig. 3.

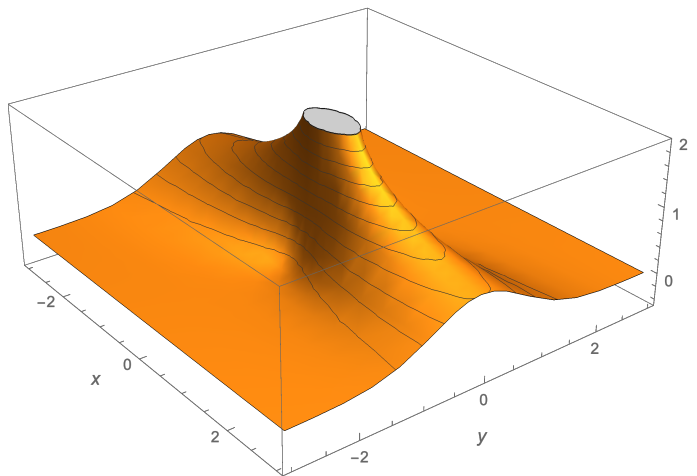


FIG. 3. (Color online) The interaction energy  $f_{int}(x,y)$  for a vortex at the origin  $(0,0)$  and another one at  $(x,y)$  both moving along  $x$  with velocity  $u = v/v_c = 10$ . In this calculation  $\kappa = 10$  and  $q_m = 20$ .

Clearly, the interaction energy (14) remains the same if  $\mathbf{R} \rightarrow -\mathbf{R}$ ; also, it is symmetric with respect to reflection  $y \rightarrow -y$ . Since the interaction force is  $-\nabla F_{int}$ , Fig. 2 shows that the force direction deviates from the direction of  $\mathbf{R}$ , unless  $\mathbf{R}$  is parallel or perpendicular to the velocity  $\mathbf{v} = v\hat{x}$ .

It is worth noting that the field distribution of the first vortex is asymmetric with respect to  $x \rightarrow -x$ , so that the

interaction energy is not proportional to the field of the first vortex at the location of the other.

#### IV. ELECTRIC FIELD AND DISSIPATION

Having the magnetic field (8) of a moving vortex, one gets for two vortices of our interest:

$$H_{\mathbf{q}} = \frac{\phi_0(1 + e^{-i\mathbf{q}\mathbf{R}})e^{-iq_x u t/\tau}}{1 + q^2 - iq_x u}. \quad (17)$$

The moving nonuniform distribution of the vortex magnetic field causes an electric field  $\mathbf{E}$  out of the vortex core, which in turn causes the normal currents  $\sigma\mathbf{E}$  and the dissipation  $\sigma\mathbf{E}^2$ . Usually this dissipation is small relative to Bardeen-Stephen core dissipation [9], but for fast vortex motion it can become substantial [4].

The field  $\mathbf{E}$  is expressed in terms of known  $\mathbf{H}$  with the help of the Maxwell equations  $i(\mathbf{k} \times \mathbf{E}_{\mathbf{k}})_z = -\partial_t H_{z\mathbf{k}}/c$  and  $\mathbf{k} \cdot \mathbf{E}_{\mathbf{k}} = 0$ :

$$E_x = -\frac{\phi_0 v}{c} \frac{q_x q_y (1 + e^{-i\mathbf{q}\mathbf{R}})}{q^2(1 + q^2 - iq_x u)}, \quad (18)$$

$$E_y = \frac{\phi_0 v}{c} \frac{q_x^2 (1 + e^{-i\mathbf{q}\mathbf{R}})}{q^2(1 + q^2 - iq_x u)}. \quad (19)$$

For the stationary motion, one can consider the dissipation at  $t = 0$ .

The dissipation power per unit length is:

$$\begin{aligned} W &= \sigma \int d\mathbf{r} E^2 = \sigma \int \frac{d^2\mathbf{k}}{4\pi^2} (|E_{x\mathbf{k}}|^2 + |E_{y\mathbf{k}}|^2) \\ &= \frac{\phi_0^2 \sigma v^2}{\pi^2 c^2} \int \frac{d^2\mathbf{q} q_x^2 \cos^2(\mathbf{q}\mathbf{R}/2)}{q^2(1 + q^2 - iq_x u)}. \end{aligned} \quad (20)$$

Treating this integral numerically in the same way as was done for the energy integral in Eq. (16), we calculate the reduced quantity  $w(x, y) = W(\pi c^2 \lambda^2 / \phi_0^2 \sigma v_c^2)$  shown in Fig. 4.

An interesting feature of this result is that the dissipation  $w(x, y)$  develops a shallow ditch along the  $x$  axis. An example of this ditch is better seen if we plot a cross section  $w(2, y)$  as shown in Fig. 5. It is seen that for vortices separated by  $x \approx 2\lambda$ , the ditch width is  $\Delta y \approx 2\lambda$ , although the dissipation in the minimum is only about 3% less than at the maxima.

#### V. SUMMARY AND DISCUSSION

The time-dependent London equations, formulated to include normal currents around a moving vortex, show that the vortex field distribution differs from a static distribution displaced as a whole [4]. We argue that the self-energy of a moving vortex is reduced as compared to the static case and decreases with increasing velocity.

Moreover, the interaction energy of two vortices, moving with the same velocity, one at the origin at  $t = 0$

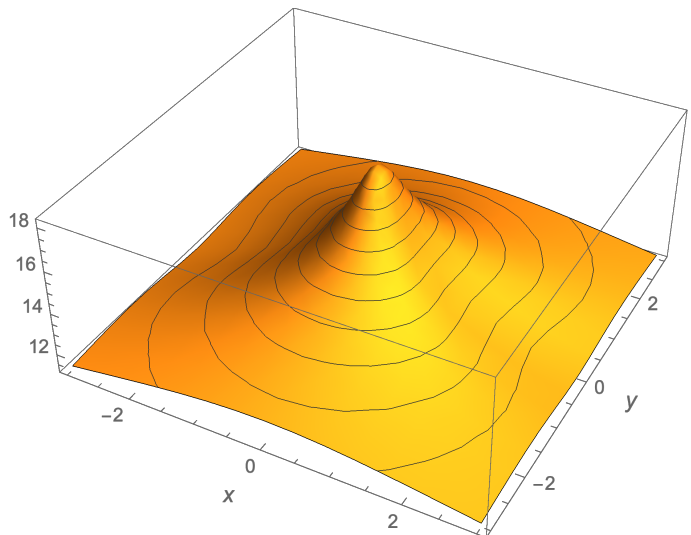


FIG. 4. (Color online) The reduced dissipation  $w(x, y)$  for a vortex at the origin  $(0, 0)$  and another one at  $(x, y)$  both moving along  $x$  with velocity  $u = v/v_c = 10$ . In this calculation  $\kappa = 10$  and  $q_m = 15$ .

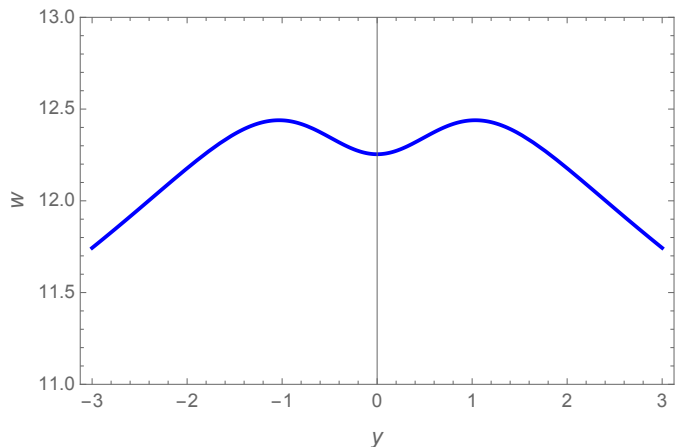


FIG. 5. (Color online) The reduced dissipation  $w(x, y)$  for a vortex at the origin  $(0, 0)$  and another one at  $(2, y)$  for  $u = v/v_c = 10$ . In this calculation  $\kappa = 10$  and  $q_m = 15$ .

another at  $\mathbf{R} = (x, y)$ , is symmetric relative to  $x \rightarrow -x$  ( $x$  is along the velocity) notwithstanding the asymmetric field distribution of the first. In other words, the common rule stating that the interaction energy of two vortices is proportional to the field of the first vortex at the location of the other holds only for the vortices at rest.

As in any London based approach, our results are applicable only out of the vortex cores. The only relevant parameter of the theory, in addition to penetration depth  $\lambda$ , is the reduced vortex velocity  $u = v/v_c$  with  $v_c = c^2/4\pi\sigma\lambda$ ;  $u$  is usually small away of  $T_c$  since the conductivity  $\sigma$  of the normal quasiparticles disappears along with the density of normal excitations. In other words, at low temperatures  $v_c$  is large,  $u$  is small, and effects we discuss here are weak. This is not the case near

$T_c$  where  $v_c \rightarrow 0$ . Also in the presence of pair breaking, the density of states might be close to that of the normal state at all temperatures under  $T_c$  (gapless case), and the reduced velocity  $u$  can be large even for actual velocities  $v$  being relatively moderate.

In experiments [1, 2], at velocities exceeding  $10^6$  cm/s, vortices are reported to form chains along the velocity. The moving vortex core has a tail of suppressed order parameter in the  $-\mathbf{v}$  direction which at large enough velocities may cause the following vortex to trail the first one. A moving vortex generates heat due to normal currents and changing in time order parameter. This complicated process is discussed in [1, 2] in the frame of the time dependent GL theory.

In this paper we consider a less ambitious and sim-

ple model of Abrikosov vortices moving with a constant velocity within time-dependent linear London theory. Whereas distances  $\sim \xi$  are inaccessible within this approach, the interaction of vortices at distances of the order of  $\lambda \gg \xi$  are well described by the London - type theory. We show that usual models which treat moving vortices as a static, only displaced in space and time by Galilean transformations, miss nontrivial changes in the vortex field structure and in the intervortex interaction, which, as we show, become relevant for fast motion.

This work was supported by the U.S. Department of Energy (DOE), Office of Science, Basic Energy Sciences, Materials Science and Engineering Division. Ames Laboratory is operated for the U.S. DOE by Iowa State University under contract # DE-AC02-07CH11358.

- 
- [1] L. Embon, Y. Anahory, Ž.L. Jelić, E.O.Lachman, Y. Myasoedov, M. E. Huber, G. P. Mikitik, A. V. Silhanek, M. V. Milosević, A. Gurevich, and E. Zeldov, *Nat. Commun.* **8**, 85 (2017).
  - [2] O. V. Dobrovolskiy, D. Yu. Vodolazov, F. Porrati, R. Sachser, V. M. Bevez, M. Yu. Mikhailov, A. V. Chumak, and M. Huth, arXiv:2002.08403.
  - [3] L. P. Gor'kov and N. B. Kopnin, *Usp. Fiz. Nauk*, **116**, 413 (1975); *Sov. Phys.-Usp.*, **18**, 496 (1976).
  - [4] V. G. Kogan, *Phys. Rev.* **B97**, 094510 (2018).
  - [5] F. London, *Superfluids* (Dover, New York, 1950), Vol. 1.
  - [6] L. D. Landau and E. M. Lifshitz, *Fluid Mechanics* (Elsevier, Oxford, 1987).
  - [7] P. de Gennes, *Superconductivity of Metals and Alloys* (Benjamin, New York, 1966).
  - [8] V. G. Kogan, *Phys. Rev. Lett.* **64**, 2192 (1990).
  - [9] J. Bardeen and M. J. Stephen, *Phys. Rev.* **140**, A1197 (1965).