
MULTIFORM FONTS-TO-FONTS TRANSLATION VIA STYLE AND CONTENT DISENTANGLED REPRESENTATIONS OF CHINESE CHARACTER

A PREPRINT

Fenxi Xiao

Department of Electrical Engineering
Jinan University
Guangzhou, China 510632
xfx0203@163.com

Jie Zhang

Department of Electrical Engineering
Jinan University
Guangzhou, China 510632
714167281@qq.com

Bo Huang

Department of Electrical Engineering
Jinan University
Guangzhou, China 510632
abohuang@jnu.edu.cn

Xia Wu

Department of Electrical Engineering
Jinan University
Guangzhou, China 510632
wuxia_liao@qq.com

December 26, 2021

ABSTRACT

This paper mainly discusses the generation of personalized fonts as the problem of image style transfer. The main purpose of this paper is to design a network framework that can extract and re-combine the content and style of the characters. These attempts can be used to synthesize the entire set of fonts with only a small amount of characters. The paper combines various depth networks such as Convolutional Neural Network, Multi-layer Perceptron and Residual Network to find the optimal model to extract the features of the fonts character. The result shows that those characters we have generated is very close to real characters, using Structural Similarity index and Peak Signal-to-Noise Ratio evaluation criterions.

Keywords Chinese Fonts · Generation · Handwriting · Font Style · Representation Learning

1 Introduction

Language is a unique symbol of human civilization. Writing system is the development of the language. Writing system usually has many different fonts. Unlike the English font library that has only 26 alphabets, Chinese font library contains tens of thousands of characters. There are also thousands of commonly used characters.

The design of Chinese fonts is a very time-consuming and laborious task, with the calligrapher manually writing a large number of Chinese characters as a benchmark. It is necessary to find a automation method to help the font designing for Chinese character. The best way is that by manually designing several characters, we can directly synthesize the remaining Chinese characters with the same style of character.

In the last few years, the development of deep learning make it possible in automatic image style transfer. Several researcher have intended to generate Chinese fonts by using different deep learning method[1, 2, 3, 4, 5, 6, 7]. Jiang et.al. using a U-net model realize end-to-end Chinese character mapping, that automatically generate the whole GB2312 font library that consists of 6763 Chinese characters from a small number of characters written by the user. [8]. Jiang develop an efficient and generalized deep framework W-Net, that is capable of learning and generating any arbitrary characters sharing the style similar to the given single font character[9]. Sun et. al. also propose a variational auto-encoder framework to generate Chinese characters[1].

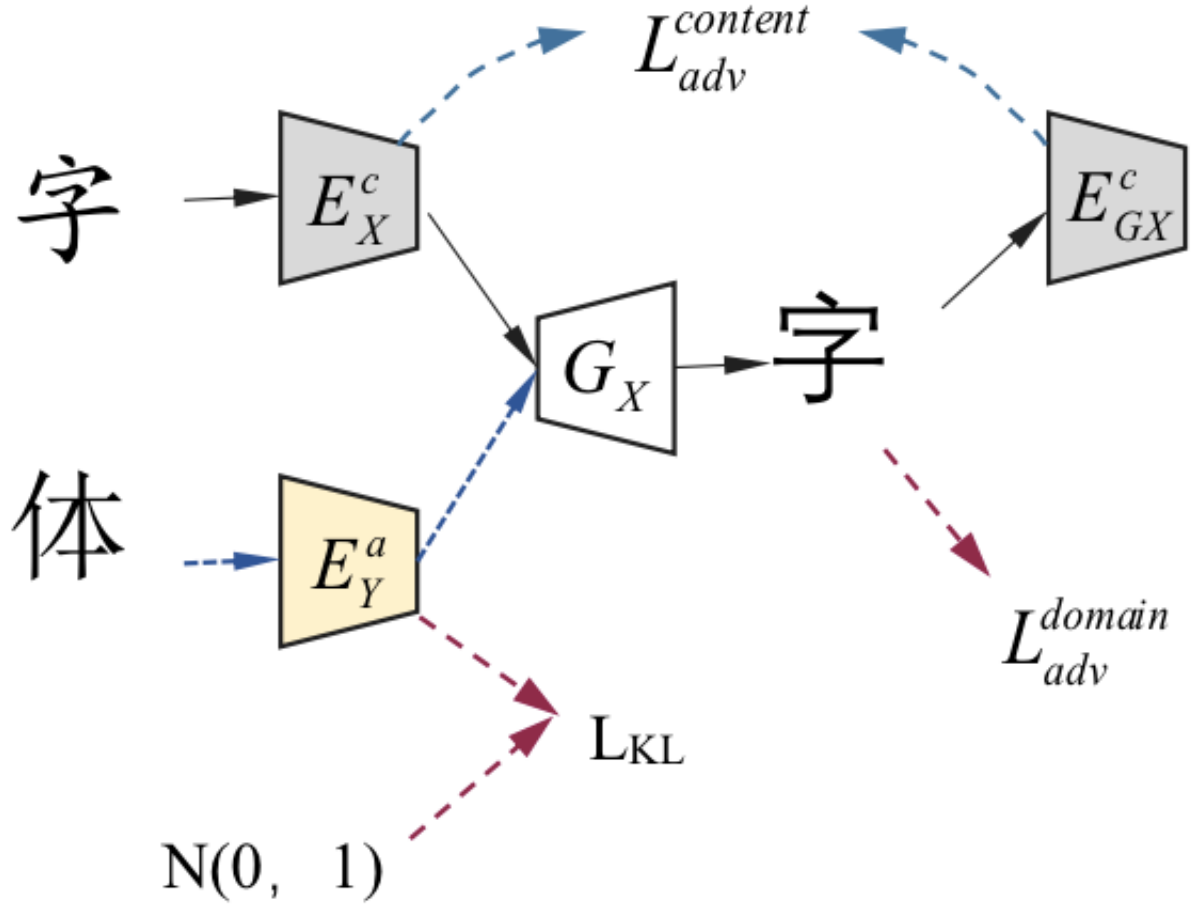


Figure 1: Multimodal mapping model

This paper mainly discusses the generation of personalized fonts as the problem of image style transfer. The main purpose of this paper is to design a network framework that can extract and re-combine the content and style of the characters. The paper combines various depth networks such as Convolutional Neural Network, Multi-layer Perceptron and Residual Network to find the optimal model to extract the features of the fonts character.

These attempts can be used to synthesize the entire set of fonts with only a small amount of style characters. The result shows that those characters we have generated is very close to real characters, using Structural Similarity index and Peak Signal-to-Noise Ratio evaluation criterions.

2 Method Description

Due to the complicated structures of Chinese characters, It is not easy transfer deep learning methods widely used in image synthesis to this job. The big problem is that the style and content features of Chinese characters are complexly entangled. The present deep learning methods, such as cross-domain disentanglement[10], Dientangled Representation[11], U-Net model[12], are not well work on Chinese characters synthesis.

In this paper, our propose a multiple mapping model to generater new Chines character. Our method is different from the current moethod in unpaired font dataset training. Several researcher have intended to generate Chinese fonts by using different deep learning method[1, 2, 3, 4, 5, 6, 7]. These methods most require paired fonts to be trained. The paired fonts have same content and different style.

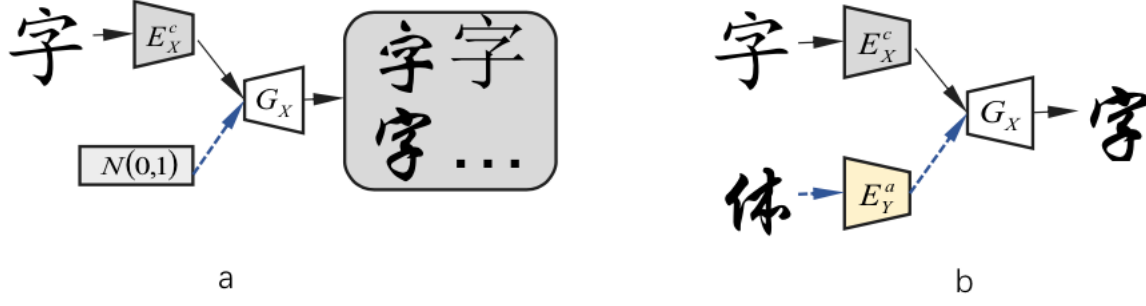


Figure 2: multiple types mapping model

2.1 Multimodal mapping model

Our method is to learn a multimodal mapping between two unpaired style fonts. Figure 1 is a schematic of our multi-mapping model. Our model framework consists of a content encoder, a style encoder, a generator G , and a content discriminator. The content encoder encodes the font image X into the content space, the style encoder encodes the font image Y into the style space. Then stitches the content encoding of font X with the style encoding of font Y , and uses the generator G to regenerate a new font image with the stitches vector. The generator G obtains a latent feature representation from the encoder and outputs an image similar to the input images, which mixed the content and style feature of the two input font. Then the generated font is encoded again by content encoder to get its content features. The content discriminator distinguishes the extracted content between the input fonts and the generated fonts.

In order to obtain multiple types of fonts, we normalize the style vector so that it can be sampled from the Gaussian prior probability $N(0,1)$ or extracted from the input style fonts. this process is shown in Figure 2. Figure 2 (a) make randomly extracted style generate. and Figure 2 (b) using a specified font style to generate new style fonts. Content discriminator forces the generator to produce a font with the same content. the loss of the content discriminator is expressed as:

$$L_{adv}^{content}(E_X^c, E_{GX}^c, D^c) = E_x[\frac{1}{2}\log D^c(E_X^c(x)) + \frac{1}{2}\log(1 - D^c(E_X^c(x)))] + E_x[\frac{1}{2}\log D^c(E_{GX}^c(x)) + \frac{1}{2}\log(1 - D^c(E_{GX}^c(x)))] \quad (1)$$

In addition, the adversarial loss and KL-Loss are added. the adversarial loss discriminator D tries to distinguish the real image and the generated image in each domain, while the generator G tries to generate a realistic image. The use of KL-Loss is to achieve random sampling during generate. The KL-loss make the style representation as close as possible to the prior Gaussian distribution. The all loss is expressed as :

$$L_{all} = \lambda_{adv}^{content} L_{adv}^c + \lambda_{adv}^{domain} L_{adv}^{domain} + \lambda_{KL} L_{KL} \quad (2)$$

The different lambda represents the proportion of each loss function. In the training, we set the parameters as follows: $\lambda_{adv}^{content} = 1$, $\lambda_{adv}^{domain} = 1$, and $\lambda_{KL} = 0.01$

2.2 The implemented model

This model is implemented using the Tensorflow machine learning framework. The overall architecture consists of a content encoder, a style encoder, and a joint decoder. It is difficult for a single encoder-decoder network to produce content and style features. We use two encoders to extract content and style separately. Finally, we train the two subnets together. The overall model structure is shown in Figure 3.

The content encoder is composed of 3 convolutional layers and 4 residual modules. All of the convolutional layers are normalized. Weight sharing was introduced in the last layer of the residual network and the first layer of the generator.

The generator G is a decoder, which reconstructs the input image according to its content encoding and style encoding. The decoder processes the content encoding through a set of residual modules and uses multiple up-sampled transposed

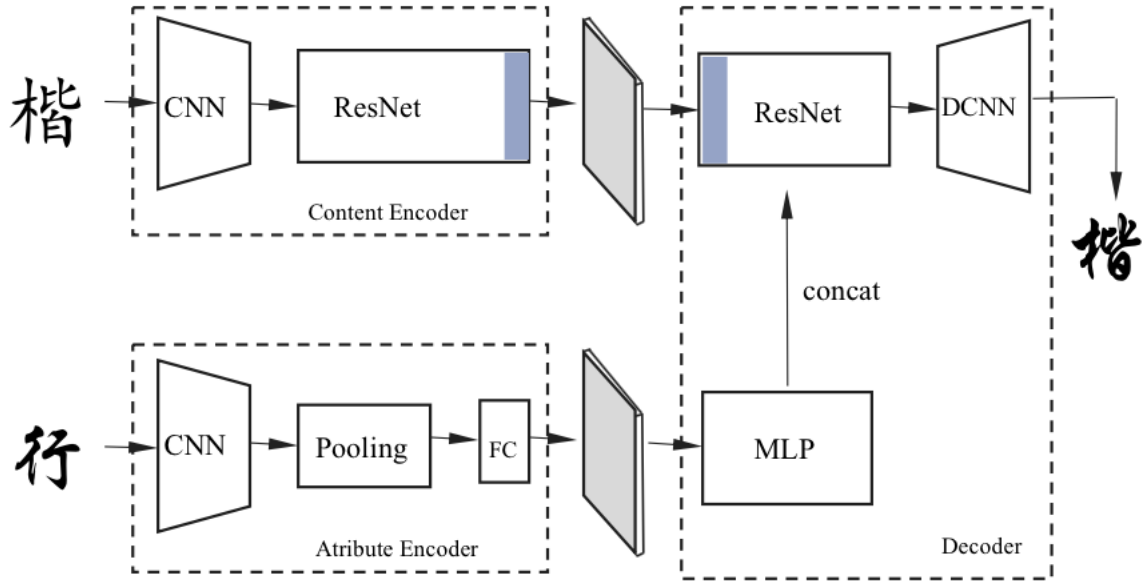


Figure 3: The detailed implemented model

convolutional layers to generate a reconstructed image. In addition, by using Affine Transformation in the normalization layer to express style features, We introduced the Adaptive Instance Normalization (AdaIN)[13]. The parameters in the AdaIN layer can be generated with the style coding by using multi-layer perceptron (MLP).

During the training phase, we use the Adam optimizer to randomly select batch-sized characters from the training set during each training batch processing step. The training period is set to 50, the number of iterations is 10,000, and the learning rate is 0.0001. The average training time is one week in a NVIDIA 2080 Ti Graphics.

2.3 Train dataset

Since the distribution of training data will have a great impact on the output of the convolutional neural network. It is especially important to choose reasonable training data. Imbalanced training sets will have a negative impact on the results fonts. In order to ensure the balance of the training set, the train fonts dataset is composed of 3000 Chinese characters commonly used in the Chinese character library. The content font in the training data set is a regular Kai style fonts, and the style font is 50 different styles. The whole train dataset contains about 300,000 fonts images.

3 Experiments results

The following figure 4 shows some training results. The left column is the content font, the middle column is the style font, and the right is the output result. It can be seen that the style and structure of the generator font is similar with the style fonts.

In addition to randomly sampling the style information from the feature space, we can also use an image with the desired fonts style features for transformation. Figure 5 shown the generate fonts from desired fonts style. The left column is the content font, the middle column is the desired style font, and the right is the generate fonts.

4 Conclusion

In this paper, we first propose a multi-mode mapping-based encoder-decoder framework that combines an automatic variational encoder and a generative adversarial network to learn unpaired font transform. The model can extract a class of styles based on a given style fonts to generate an output image with one style. The model can also randomly extract multiple styles based on the style encoder to generate multiple styles fonts. The fonts generated by the model are consistent with the real fonts.

Figure 4: Unpaired training results

Figure 5: Converting images with desired fonts features

Acknowledgement

This work was supported by National Natural Science Foundation of China (61307080)

References

- [1] Danyang Sun, Tongzheng Ren, Chongxuan Li, Jun Zhu, and Hang Su. Learning to Write Stylized Chinese Characters by Reading a Handful of Examples. 2017.
- [2] Pengyuan Lyu, Xiang Bai, Cong Yao, Zhen Zhu, Tengting Huang, and Wenyu Liu. Auto-Encoder Guided GAN for Chinese Calligraphy Synthesis. *Proceedings of the International Conference on Document Analysis and Recognition, ICDAR*, 1:1095–1100, 2018.
- [3] Li Deng, Liyi Wang, and Zhaolin Ren. Chinese Calligraphy Font Classification and Transformation.
- [4] Yuan Guo, Zhouhui Lian, Yingmin Tang, and Jianguo Xiao. Creating New Chinese Fonts based on Manifold Learning and Adversarial Networks. 2018.
- [5] Bo Chang. Rewrite2 : A GAN based Chinese font transfer method. pages 1–9.
- [6] Bo Chang. Generating Handwritten Chinese Characters using CycleGAN.
- [7] Samaneh Azadi, Matthew Fisher, Vladimir Kim, Zhaowen Wang, Eli Shechtman, and Trevor Darrell. Multi-Content GAN for Few-Shot Font Style Transfer.
- [8] Yue Jiang, Zhouhui Lian, Yingmin Tang, and Jianguo Xiao. DCFont: An End-To-End Deep Chinese Font Generation System. *SIGGRAPH Asia 2017 Technical Briefs on - SA '17*, pages 1–4, 2017.

- [9] Shun-ichi AMARI. W-Net: One-Shot Arbitrary-Style Chinese Character Generation with Deep Neural Networks. *Journal of the Society of Mechanical Engineers*, 90(823):758–759, 2017.
- [10] Abel Gonzalez-Garcia, Joost van de Weijer, and Yoshua Bengio. Image-to-image translation for cross-domain disentanglement. (Nips), 2018.
- [11] Hsin-Ying Lee, Hung-Yu Tseng, Jia-Bin Huang, Maneesh Kumar Singh, and Ming-Hsuan Yang. Diverse Image-to-Image Translation via Disentangled Representations. 2018.
- [12] Patrick Esser and Ekaterina Sutter. A Variational U-Net for Conditional Appearance and Shape Generation.
- [13] Xun Huang and Serge Belongie. Arbitrary Style Transfer in Real-Time with Adaptive Instance Normalization. *Proceedings of the IEEE International Conference on Computer Vision*, 2017-Octob:1510–1519, 2017.