

# CONVERGENCE ANALYSIS OF PIXEL-DRIVEN RADON AND FANBEAM TRANSFORMS\*

KRISTIAN BREDIES AND RICHARD HUBER†

**Abstract.** This paper presents a novel mathematical framework for understanding pixel-driven approaches for the parallel beam Radon transform as well as for the fanbeam transform, showing that with the correct discretization strategy, convergence — including rates — in the  $L^2$  operator norm can be obtained. These rates inform about suitable strategies for discretization of the occurring domains/variables, and are first established for the Radon transform. In particular, discretizing the detector in the same magnitude as the image pixels (which is standard practice) might not be ideal and in fact, asymptotically smaller pixels than detectors lead to convergence. Possible adjustments to limited-angle and sparse-angle Radon transforms are discussed, and similar convergence results are shown. In the same vein, convergence results are readily extended to a novel pixel-driven approach to the fanbeam transform. Numerical aspects of the discretization scheme are discussed, and it is shown in particular that with the correct discretization strategy, the typical high-frequency artifacts can be avoided.

**Key words.** Radon transform, fanbeam transform, computed tomography, convergence analysis, discretization schemes, pixel-driven projection and backprojection.

**AMS subject classifications.** 44A12, 65R10, 94A08, 41A25.

**1. Introduction.** Projection-based tomography is a key tool for imaging in various scientific fields — including medicine [24], materials science [31], astro-physics [8] and seismography [40] — as it allows to extract three-dimensional information from a series of two-dimensional projections. Mathematically speaking, such tomography problems correspond to the inversion of the Radon transform [39, 1, 11, 36]. That is, the line integral operator according to

$$(1.1) \quad \mathcal{R}f(s, \varphi) = \int_{\mathbb{R}} f(s\vartheta(\varphi) + t\vartheta^\perp(\varphi)) dt,$$

i.e., the integral of a function  $f$  along the line with projection angle  $\varphi$ , the associated normal and tangential vectors  $\vartheta, \vartheta^\perp$ , and detector offset  $s$ . Due to the high relevance of such imaging methods, many reconstruction approaches have been proposed, relevant examples include the filtered backprojection inversion formulas [39, 1], iterative algebraic methods (e.g., ART, SART, SIRT) [29, 18, 2, 19], or variational imaging approaches [41, 25, 12, 30, 26]. Since all methods require some form of discrete version of the Radon transform and its adjoint — the backprojection — a number of possible discretization schemes for the Radon transform were proposed.

In this context, the class of “fast schemes” [3, 5, 4, 46, 23, 6, 28] consists of approaches which exploit connections between the Radon transform and the Fourier transform [35]. The algorithms are very efficient since they use the fast Fourier transform [7] and feature an “explicit” inversion formula, allowing for direct reconstruction. This connection to the Fourier transform can, however, only be exploited under

\*April 4, 2020.

**Funding:** International Research Training Group “Optimization and Numerical Analysis for Partial Differential Equations with Nonsmooth Structures”, funded by the German Research Council (DFG) and the Austrian Science Fund (FWF) (grant W1244).

†Institute of Mathematics and Scientific Computing, Heinrichstraße 36, University of Graz, 8010 Graz, Austria ([kristian.bredies@uni-graz.at](mailto:kristian.bredies@uni-graz.at), [richard.huber@uni-graz.at](mailto:richard.huber@uni-graz.at)). NAWI Graz <https://www.nawigraz.at/>, BioTechMed Graz <https://www.biotechmedgraz.at/>.

specific geometrical circumstances, making them unsuitable for most tomography applications [34].

Further, direct inversion schemes cannot always be applied. For instance, in X-ray tomography, in order to reduce the radiation dose the sample or patient needs to endure, the number of measured projections is often reduced which makes the direct inversion unsuitable due to instability. To maintain the required quality of reconstructions, the use of variational imaging methods became more prevalent, in order to exploit prior information or assumptions [13, 33]. These methods do not require an exact inversion formula as they consider an augmented or constrained inversion problem. Instead, a good, efficient and widely applicable approximation of the Radon transform is needed.

To this point, distance-driven methods [10, 34, 9] and ray-driven methods [42, 17, 44, 24] were developed which are more flexible in comparison to Fourier methods. In the following, we only shortly discuss ray-driven methods, but similar observations can be made for distance-driven methods. Ray-driven methods consist of computing the line integral by discretizing the line itself and employing suitable quadrature formulas. A special case of this method consists of determining the length of the intersection of the line with any pixel and using these as weights in a sum over pixel values (which corresponds to using zero-order quadrature on the intersections). Note, however, that the determination of these weights is non-trivial and cannot easily be extended to higher dimensions. Moreover, the corresponding backprojection operators, i.e., the adjoints, generate strong artifacts, such that more straightforward discretizations of the adjoint are often used in practice, see, e.g., [48, 15, 45]. Since ray-driven methods are efficient and versatile, they are prevalent in countless applications.

However, for the use of iterative methods such as in Landweber-type approaches (e.g., SIRT) or in optimization steps of variational methods, a proper backprojection is of great importance. Equally important, for these algorithms to work, it is (theoretically) necessary that the discrete Radon transform and discrete backprojection are adjoint. Though widely used, ray-driven methods might not be ideal in this regard, as their adjoints tend to introduce Moiré pattern artifacts, see e.g. [32, 34]. Thus, it might be reasonable to consider a projection method whose adjoint is a proper approximation of the backprojection in its own right.

To this point, one considers pixel-driven methods (in higher dimensions also voxel-driven methods) [24, 52, 38, 37]. These methods are based on a discretization of the backprojection via one-dimensional linear interpolation in the offset variable. This leads to a widely applicable Radon transform performing so-called “anterpolation” operations, which are the adjoints of interpolation. In this context, anterpolation means that pixels are projected onto the detector line, and the energy is linearly distributed onto the closest detectors with respect to the orthogonal distance. These methods admit a simpler structure than the ray-driven methods since instead of taking the isotropic pixel structure into account, only the normal distance to lines is required. It is obvious from the derivation that the pixel-driven discretizations are adjoint and the backprojection is approximated reasonably well, but conversely, it is not obvious that the Radon transform is. This issue manifests in the fact that pixel-driven methods create strong oscillatory behavior (high-frequency artifacts) along some projection angles [50, 10], and therefore have gained little attention in practical applications in spite of its easy and efficient implementation and exact adjointness.

While the classical Radon transform considers parallel beams, some applications require different geometries, in particular, fanbeam or conebeam geometries [47, 36]. To reconstruct fanbeam data, rebinning — recasting the data in a parallel setting

at the cost of interpolation errors — can be used which then allows an inversion via the well-understood approaches for parallel CT [14]. For more sophisticated imaging methods, discretizations of the fanbeam transform and backprojection are required. To this point, many methods can be extended from the parallel beam to the fanbeam setting, see [20, 21, 34] and references therein. In particular, the same holds true for the pixel-driven approach [22, 27, 49], though to the best of our knowledge, only the pixel-driven backprojection was considered for fanbeam geometry, but not the corresponding forward operator. To this point, we propose a novel pixel-driven fanbeam transform which is adjoint to the pixel-driven backprojection and a proper discretization in its own right.

In the existing literature, is only little discussion (see e.g. [38, 34, 50, 51]) of the worst-case error all these methods generate compared to the (true) continuous Radon transform or fanbeam transform and of what this error depends on. To the authors’ best knowledge, there is no rigorous mathematical discussion on convergence properties for pixel-driven and ray-driven methods and in particular, no mathematical “superiority” of ray-driven or distance-driven methods was shown. This paper aims at filling this gap and presents a rigorous convergence analysis of pixel-driven methods in a framework that easily allows the extension to pixel-driven methods for more general projection problems. This analysis shows that convergence, including rates, in the operator norm can be obtained if a suitable discretization strategy is pursued. In particular, this strategy leads to a suppression of high-frequency artifacts and thus informs that the reason for the oscillations being observed in the literature is not a defect of the method itself, but rather a consequence of unsuitable discretization parameters.

The paper is organized as follows: Our main results are shown in Section 2 and consist in the mathematical framework and analysis of a pixel-driven parallel Radon transform discretization. After setting up the notation and definition in Subsection 2.1, in Subsection 2.2, convergence in operator norm to the continuous Radon transform is proven. In Subsection 2.3, adjustments to limitations in the angular range are considered, namely limited angles and sparse angles settings. In Section 3, the mathematical analysis is extended to the novel discrete fanbeam transform based on pixel-driven methods following a similar structure as Section 2. Section 4 considers numerical aspects of these discretizations, and discusses numerical experiments showcasing the practical applicability of the results. Section 5 concludes with some remarks and a brief outlook.

## 2. The discrete Radon transform.

**2.1. Derivation of pixel-driven methods.** In this subsection we motivate the pixel-driven approach by approximation of the continuous Radon transform in multiple steps, thus allowing to interpret it from a rigorous mathematical perspective. Moreover, we describe the framework and set up the notation used in this section.

Let  $\Omega = B(0, 1)$  be the 2-dimensional unit ball and  $\Omega' = ]-1, 1[ \times S^1$ , with all functions defined on  $\Omega$  and  $\Omega'$  being extended by zero to  $\mathbb{R}^2$  and  $\mathbb{R} \times S^1$ , respectively. We will tacitly identify  $[-\pi, \pi[$  with  $S^1$  via the transformation  $\vartheta(\varphi) = (\cos(\varphi), \sin(\varphi))$  such that  $\Omega'$  is identified with  $\mathbb{R} \times [-\pi, \pi[$ .

**DEFINITION 2.1.** *The Radon transform of a compactly supported continuous function  $f: \mathbb{R}^2 \rightarrow \mathbb{R}$  is defined as*

$$(2.1) \quad [\mathcal{R}f](s, \varphi) = \int_{\mathbb{R}} f(s\vartheta(\varphi) + t\vartheta(\varphi)^\perp) dt = \int_{\{x \in \mathbb{R}^2 : x \cdot \vartheta(\varphi) = s\}} f(x) d\mathcal{H}^1(x)$$

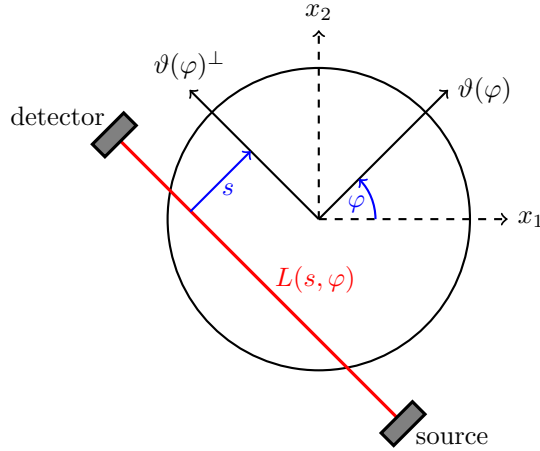


FIG. 1. Geometry for the Radon transform. Source, detector and the connecting line  $L(s, \varphi)$  parametrized by  $t \mapsto s\vartheta(\varphi) + t\vartheta(\varphi)^\perp$ , where  $\vartheta(\varphi)$  is the projection direction and  $s$  the detector offset. The direction  $\vartheta(\varphi)^\perp$  corresponds to a rotation of  $\vartheta(\varphi)$  by  $\frac{\pi}{2}$  and is parallel to  $L(s, \varphi)$ .

for  $(s, \varphi) \in \mathbb{R} \times [-\pi, \pi[$  where  $\vartheta(\varphi)^\perp = (-\sin(\varphi), \cos(\varphi))$  and  $\mathcal{H}^1$  denotes the one-dimensional Hausdorff measure [16]. The backprojection for  $g : \mathbb{R} \times S^1 \rightarrow \mathbb{R}$  continuous and compactly supported is given by

$$(2.2) \quad [\mathcal{R}^*g](x) = \int_{[-\pi, \pi[} g(x \cdot \vartheta(\varphi), \varphi) d\varphi \quad \text{for } x \in \mathbb{R}^2.$$

See Figure 1 for an illustration of the underlying geometry. Considering  $f$  supported on  $\Omega$ , definition (2.1) can be extended to a linear and continuous operator  $\mathcal{R} : L^2(\Omega) \rightarrow L^2(\Omega')$ . Likewise,  $\mathcal{R}^*$  according to (2.2) yields a linear and continuous operator  $L^2(\Omega') \rightarrow L^2(\Omega)$ . These operators are indeed adjoint. The backprojection is often required in the context of tomographic reconstruction methods where both Radon transform and backprojection need to be discretized in practice. In order to justify the use of these operators in iterative reconstruction methods, it is important for the discrete Radon transform and the discrete backprojection to be adjoint operations. However, adjointness of the discrete operations does not automatically follow if the operators are discretized independently, which is a common strategy in applications.

In the following, we derive the pixel-driven approach from a mathematical perspective, allowing for an interpretation in terms of approximation properties. The approach bases on approximating the line integral in (2.1) by an area integral via

$$(2.3) \quad \begin{aligned} [\mathcal{R}'_{\delta_s} f](s, \varphi) &= \frac{1}{\delta_s^2} \int_{\mathbb{R}^2} w_{\delta_s}(x \cdot \vartheta(\varphi) - s) f(x) dx \\ &= \frac{1}{\delta_s^2} \int_{\mathbb{R}} w_{\delta_s}(t - s) \mathcal{R}f(t) dt, = \left[ [\mathcal{R}f](\cdot, \varphi) * \frac{w_{\delta_s}}{\delta_s^2} \right](s) \end{aligned}$$

where  $w_{\delta_s}(t) = \max(0, \delta_s - |t|)$  and  $\delta_s > 0$  is an approximation parameter. Since the Radon transform corresponds, for each angle, to the convolution with a line measure, an approximation is found by the convolution with a hat-shaped function with width  $2\delta_s$ . From a modeling perspective, this can be understood as accounting for detectors of the size  $\delta_s$  possessing hat-shaped “sensitivity profiles”. The corresponding adjoint

of the approximation is itself a reasonable approximation of the backprojection, which can be described as

$$[(\mathcal{R}'_{\delta_s})^*g](x) = \frac{1}{\delta_s^2} \int_{[-\pi, \pi[} \int_{\mathbb{R}} w_{\delta_s}(x \cdot \vartheta(\varphi) - s)g(s, \varphi) ds d\varphi = \mathcal{R}^* \left[ g *_{\mathbf{1}} \frac{w_{\delta_s}}{\delta_s^2} \right](x),$$

where  $*_{\mathbf{1}}$  denotes the convolution along the offset direction  $s$ . In the discrete Radon transform and backprojection that we derive in the following, the local averaging after transformation becomes an antinterpolation step while the local averaging before the backprojection becomes an interpolation step.

Next, we aim at discretizing these integrals on suitable discrete image and sinogram spaces. First, we choose the discrete sinogram space associated with a set of  $Q$  angles  $\varphi_1, \dots, \varphi_Q \in [-\pi, \pi[$ ,  $\varphi_1 < \varphi_2 < \dots < \varphi_Q$ , and an equispaced grid of  $P$  offsets  $s_1, \dots, s_P \in \mathbb{R}$  such that  $s_p = \delta_s(p - \frac{P+1}{2})$  for each  $p$  and some detector width  $\delta_s > 0$  (typically,  $\delta_s = 2/P$ ). A sinogram pixel is the product  $S_p \times \Phi_q$  where  $S_p = s_p + [-\delta_s/2, \delta_s/2[$  and  $\Phi_q = [(\varphi_{q-1} + \varphi_q)/2, (\varphi_q + \varphi_{q+1})/2[$  where  $\varphi_0 = \varphi_Q - 2\pi$ ,  $\varphi_{Q+1} = \varphi_1 + 2\pi$  and the intervals are taken modulo  $2\pi$ . We also denote by  $\delta_\varphi = \max_{q=1, \dots, Q} \varphi_{q+1} - \varphi_q$  the angular discretization width. The image is discretized by a  $N \times M$  grid with pixel size  $\delta_x > 0$  and grid points  $x_{ij} = \delta_x(i - (N+1)/2, j - (M+1)/2)$ . The associated pixel is then  $X_{ij} = x_{ij} + [-\delta_x/2, \delta_x/2]^2$ , the associated discrete spaces are given by

$$(2.4) \quad \begin{aligned} U &= \text{span}\{\chi_{X_{ij}} : i = 1, \dots, N, j = 1, \dots, M\}, \\ V &= \text{span}\{\chi_{S_p \times \Phi_q} : p = 1, \dots, P, q = 1, \dots, Q\}, \end{aligned}$$

equipped with the scalar products on  $L^2(\mathbb{R}^2)$  and  $L^2(\mathbb{R} \times S^1)$ , respectively. They can be identified with  $U = \mathbb{R}^{N \times M}$  and  $V = \mathbb{R}^{P \times Q}$  equipped with the scalar products

$$\langle f, u \rangle_U = \delta_x^2 \sum_{i,j=1}^{N,M} f_{ij} u_{ij} \quad \text{and} \quad \langle g, v \rangle_V = \delta_s \sum_{p=1}^P \sum_{q=1}^Q \Delta_q g_{pq} v_{pq},$$

where  $\Delta_q = (\varphi_{q+1} - \varphi_{q-1})/2$  denotes the length of  $\Phi_q$ .

Provided that the support of  $f$  is contained in the union of all pixels, we can discretize  $f$  by

$$(2.5) \quad f_{\delta_x} = \sum_{i,j=1}^{N,M} \delta_x^2 f_{ij} \delta_{x_{ij}}, \quad f_{ij} = \frac{1}{\delta_x^2} \int_{X_{ij}} f(x) dx, \quad \text{for } i = 1, \dots, N, j = 1, \dots, M,$$

where  $\delta_{x_{ij}}$  corresponds to a delta peak in  $x_{ij}$ , i.e., one replaces  $f$  by delta peaks in the pixel centers weighted by their area  $\delta_x^2$ . Note that  $\delta_x^2 f_{ij}$  corresponds to the total mass associated with the pixel  $X_{ij}$ , i.e., the mass of each pixel is shifted into its center.

The approximation  $\mathcal{R}'_{\delta_s}$  can still be applied to  $f_{\delta_x}$ , leading to the semi-discrete Radon transform

$$(2.6) \quad [\mathcal{R}'_{\delta_s} f_{\delta_x}](s, \varphi) = \frac{\delta_x^2}{\delta_s^2} \sum_{i,j=1}^{N,M} w_{\delta_s}(x_{ij} \cdot \vartheta(\varphi) - s) f_{ij}.$$

Further restricting to functions that are piecewise constant on the partition  $(S_p \times \Phi_q)_{pq}$  with values extrapolated from the values in  $(s_p, \varphi_q)$  yields the following definition.

DEFINITION 2.2. *The fully discrete Radon transform is defined by*

$$(2.7) \quad [\mathcal{R}_{\delta_s, \delta_\varphi}^{\delta_x} f](s, \varphi) = \frac{\delta_x^2}{\delta_s^2} \sum_{p=1}^P \sum_{q=1}^Q \chi_{S_p}(s) \chi_{\Phi_q}(\varphi) \sum_{i,j=1}^{N,M} w_{\delta_s}(x_{ij} \cdot \vartheta(\varphi_q) - s_p) f_{ij}.$$

The corresponding mapping between the pixel spaces  $U$ ,  $V$  and their identification in terms of pixel values is denoted by

$$(2.8) \quad \mathbf{R}: U \rightarrow V, \quad (\mathbf{R}f)_{pq} = \frac{\delta_x^2}{\delta_s^2} \sum_{i,j=1}^{N,M} w_{\delta_s}(x_{ij} \cdot \vartheta(\varphi_q) - s_p) f_{ij}.$$

The operator  $\mathbf{R}$  distributes, for each  $q$ , the intensity  $f_{ij}$  of each pixel  $X_{ij}$  to the  $p$ -th detector according to the weights  $w_{\delta_s}(x_{ij} \cdot \vartheta(\varphi_q) - s_p)$ . This is the anteropulation operation that appears in the context of pixel-driven Radon transforms. For fixed  $(i, j)$ , there are at most two  $p$  for which the weight  $w_{\delta_s}(x_{ij} \cdot \vartheta(\varphi_q) - s_p)$  is non-zero. Summarized, the pixel-driven approach has three ingredients: The approximation of line measures by hat-shaped functions, the discretization of images by lumping the mass of pixels to their centers and the extrapolation of sinogram pixels from the values at their centers.

The adjoint of the fully discrete Radon transform reads as

$$(2.9) \quad [(\mathcal{R}_{\delta_s, \delta_\varphi}^{\delta_x})^* g](x) = \sum_{i,j=1}^{N,M} \chi_{X_{ij}}(x) \sum_{p=1}^P \sum_{q=1}^Q \frac{\Delta_q}{\delta_s} w_{\delta_s}(x_{ij} \cdot \vartheta(\varphi_q) - s_p) g_{pq},$$

where  $g_{pq} = \frac{1}{\delta_s \Delta_q} \int_{S_p} \int_{\Phi_q} g(s, \varphi) d\varphi ds$  and  $x \in \Omega$ . On the discrete spaces  $U$  and  $V$ , this means

$$(2.10) \quad \mathbf{R}^*: V \rightarrow U, \quad (\mathbf{R}^*g)_{ij} = \sum_{q=1}^Q \Delta_q \sum_{p=1}^P \frac{1}{\delta_s} w_{\delta_s}(x_{ij} \cdot \vartheta(\varphi_q) - s_p) g_{pq}.$$

Here, the sum over  $p$  contains at most two non-zero elements. Except on the detector boundary,  $p$  can uniquely be chosen such that  $s_p < x_{ij} \cdot \vartheta(\varphi_q) \leq s_{p+1}$ , leading to only  $p$  and  $p+1$  contributing to the sum. By definition, the latter is then the linear interpolation of  $g_{pq}$  and  $g_{(p+1)q}$  at  $s_p$  and  $s_{p+1}$  to the detector offset  $x_{ij} \cdot \vartheta(\varphi_q)$ , yielding the well-known form of the pixel-driven backprojection.

In summary, pixel-driven methods can be considered the result of an abstract approximation and a subsequent step-by-step discretization of the occurring variables, such that in each step, the abstract understanding is maintained. This allows for a clearer mathematical interpretation and motivates the theoretical procedure in the following section.

**2.2. Convergence analysis.** Following the motivation in the previous section, we consider the error of switching from line to area integral as well as the discretization of the occurring functions in order to obtain convergence results.

We identify  $\varphi \in [-\pi, \pi]$  with  $\vartheta(\varphi) \in S^1$  and let  $d\vartheta = d(\mathcal{H}^1 \llcorner S^1)$  as well as  $\Theta_q = \{\vartheta(\varphi) : \varphi \in \Phi_q\}$ . In particular, we treat  $S^1$  as an additive group which realizes addition modulo  $2\pi$  and denote by  $|\vartheta|$  the smallest non-negative  $\varphi$  such that  $\vartheta(\varphi) = \vartheta$ . Further, in the following, the discretization is always assumed to be compatible with  $\Omega$  and  $\Omega'$ , i.e.,  $\Omega$  is contained in the union of all image pixels  $X_{ij}$  and  $\Omega'$  is contained in the union of all sinogram pixels  $S_p \times \Theta_q$ . All operator norms we consider in the following relate to operators  $L^2(\Omega) \rightarrow L^2(\Omega')$ .

DEFINITION 2.3. The  $L^2$  modulus of continuity of a function  $g \in L^2(\mathbb{R} \times S^1)$  is

$$\omega_g(h, \gamma) = \left( \int_{S^1} \int_{\mathbb{R}} |g(s+h, \vartheta+\gamma) - g(s, \vartheta)|^2 ds d\vartheta \right)^{1/2}.$$

The asymptotic behavior for vanishing  $h$  and  $\gamma$  is a measure of regularity: For instance, for  $g \in L^2(\Omega')$ , we have that  $g \in H_0^1(\Omega')$  if and only if  $\omega_g(h, \gamma) = \mathcal{O}(|h| + |\gamma|)$ , and  $g \in H_0^\alpha(\Omega')$ ,  $0 < \alpha < 1$ , if  $\int_{S^1} \int_{\mathbb{R}} (|h|^2 + |\gamma|^2)^{-(\alpha+1)} \omega_g(h, \gamma)^2 dh d\gamma < \infty$  (see [43]).

We are interested in the asymptotic behavior of the modulus of continuity for  $g = \mathcal{R}f$  and  $\gamma = 0$  in order to show that the Radon transformation generates regularity in the offset dimension.

LEMMA 2.4. Let  $f \in L^2(\Omega)$  and  $g = \mathcal{R}f$ . Then,  $\omega_g(h, 0) \leq c\sqrt{|h|}\|f\|$  for every  $h \in \mathbb{R}$  and some constant  $c > 0$  independent of  $f$  and  $h$ .

*Proof.* Denote by  $T_h$  the translation operator associated with  $(h, 0)$ , i.e., for  $g \in L^2(\mathbb{R} \times S^1)$ , we have  $[T_h g](s, \vartheta) = g(s+h, \vartheta)$ . Then,  $\|T_h g\| = \|g\|$  implying  $\|T_h g - g\|^2 = 2\langle g - T_h g, g \rangle$  and plugging in  $g = \mathcal{R}f$  gives

$$\omega_g(h, 0)^2 \leq 2\|\mathcal{R}^* \mathcal{R}f - \mathcal{R}^* T_h \mathcal{R}f\| \|f\|$$

by virtue of the Cauchy–Schwarz inequality. We compute, for  $\tilde{f} \in L^2(\Omega)$  that

$$\begin{aligned} \langle T_h \mathcal{R}f, \mathcal{R}\tilde{f} \rangle &= \int_{S^1} \int_{\mathbb{R}} \int_{\mathbb{R}} \int_{\mathbb{R}} f(\vartheta(s+h) + \vartheta^\perp t) \tilde{f}(\vartheta s + \vartheta^\perp \tau) dt d\tau ds d\vartheta \\ &= \int_{\Omega} \left( \int_{S^1} \int_{\mathbb{R}} f(x + \vartheta h + \vartheta^\perp t - (x \cdot \vartheta^\perp) \vartheta^\perp) dt d\vartheta \right) \tilde{f}(x) dx \\ &= 2 \int_{\Omega} \left( \int_{|x-y| \geq |h|} \frac{1}{\sqrt{|x-y|^2 - h^2}} f(y) dy \right) \tilde{f}(x) dx, \end{aligned}$$

where we substituted  $x = \vartheta s + \vartheta^\perp \tau$  for  $(s, \tau)$  and  $y = x + \vartheta h + \vartheta^\perp t - (x \cdot \vartheta^\perp) \vartheta^\perp$  for  $(t, \vartheta)$ . Denoting by

$$k_h(x, y) = \begin{cases} 0 & \text{if } |x-y| < |h|, \\ \frac{1}{\sqrt{|y-x|^2 - h^2}} & \text{if } |x-y| \geq |h|, \end{cases}$$

we have that  $(\mathcal{R}^* T_h \mathcal{R}f)(x) = 2 \int_{\Omega} k_h(x, y) f(y) dy$ , i.e., the operator corresponds to a convolution. Due to Young's inequality, with

$$(2.11) \quad M_h = \sup_{x \in \Omega} \int_{\Omega} |k_0(x, y) - k_h(x, y)| dy = \sup_{x \in \Omega} \int_{x-\Omega} |k_0(0, y) - k_h(0, y)| dy \\ \leq \int_{|y| \leq 2} |k_0(0, y) - k_h(0, y)| dy,$$

we can estimate  $\|(\mathcal{R}^* \mathcal{R} - \mathcal{R}^* T_h \mathcal{R})f\| \leq 2M_h \|f\|$ . For  $|h| \leq 2$ ,  $M_h$  can be estimated by changing to polar coordinates as follows:

$$\begin{aligned} M_h &\leq \int_{|y| \leq |h|} \frac{1}{|y|} dy + \int_{|h| \leq |y| \leq 2} \frac{1}{\sqrt{|y|^2 - h^2}} - \frac{1}{|y|} dy \\ &= 2\pi|h| + 2\pi \int_{|h|}^2 \frac{r}{\sqrt{r^2 - h^2}} - 1 dr = 2\pi(2|h| \underbrace{-2 + \sqrt{4 - h^2}}_{\leq 0}) \leq 4\pi|h|. \end{aligned}$$

If  $|h| > 2$ , then  $M_h = \int_{|y| \leq 2} k_0(0, y) dy = 4\pi \leq 4\pi|h|$ . Together, we thus get  $\omega_g(h, 0)^2 \leq 16\pi|h|\|f\|^2$  which proves the claim.  $\square$

Next, denote by  $\mathcal{R}_{\delta_s}$  the operator  $\mathcal{R}'_{\delta_s}$  that is additionally discretized with respect to the offset parameter  $s$ , i.e.,

$$(2.12) \quad \mathcal{R}_{\delta_s} f(s, \vartheta) = \frac{1}{\delta_s^2} \sum_{p=1}^P \chi_{S_p}(s) \int_{\mathbb{R}} w_{\delta_s}(t - s_p) \mathcal{R}f(t, \vartheta) dt.$$

We are interested in the norm of the difference of  $\mathcal{R}_{\delta_s}$  and  $\mathcal{R}$ , i.e., the error of approximating the line integral by the area integral and discretizing the offset.

LEMMA 2.5. *For  $f \in L^2(\Omega)$ , we have  $\|\mathcal{R}_{\delta_s} f - \mathcal{R}f\| \leq C \sup_{|h| < \frac{3}{2}\delta_s} \omega_{\mathcal{R}f}(h, 0)$ .*

*Proof.* For  $f \in L^2(\Omega)$  and  $(s, \vartheta) \in \Omega'$  we compute

$$\mathcal{R}_{\delta_s} f(s, \vartheta) - \mathcal{R}f(s, \vartheta) = \frac{1}{\delta_s^2} \sum_{p=1}^P \chi_{S_p}(s) \int_{\mathbb{R}} w_{\delta_s}(t - s_p) (\mathcal{R}f(t, \vartheta) - \mathcal{R}f(s, \vartheta)) dt$$

since  $\frac{1}{\delta_s^2} \int_{\mathbb{R}} w_{\delta_s}(t) dt = 1$ , and with Jensen's inequality we get

$$\|\mathcal{R}_{\delta_s} f - \mathcal{R}f\|^2 \leq \frac{1}{\delta_s^2} \int_{S^1} \int_{\mathbb{R}} \int_{\mathbb{R}} \left[ \sum_{p=1}^P \chi_{S_p}(s) \frac{w_{\delta_s}(t - s_p)}{\delta_s} \right] |\mathcal{R}f(t, \vartheta) - \mathcal{R}f(s, \vartheta)|^2 dt ds d\vartheta.$$

If  $|t - s| \geq \frac{3}{2}\delta_s$ , then  $s \in S_p$  and  $|t - s_p| < \delta_s$  cannot hold at the same time, so these  $(s, t)$  do not contribute to the integral on the right-hand side. If  $|t - s| < \frac{3}{2}\delta_s$ , there is at most one  $p$  for which  $s \in S_p$ , such that the sum over  $p$  can be estimated by 1. Hence, substituting  $h = t - s$  leads to the desired estimate:

$$(2.13) \quad \begin{aligned} \|\mathcal{R}_{\delta_s} f - \mathcal{R}f\|^2 &\leq \frac{1}{\delta_s^2} \int_{S^1} \int_{\mathbb{R}} \int_{|t-s| < \frac{3}{2}\delta_s} |\mathcal{R}f(t, \vartheta) - \mathcal{R}f(s, \vartheta)|^2 dt ds d\vartheta \\ &= \frac{1}{\delta_s^2} \int_{|h| < \frac{3}{2}\delta_s} \int_{S^1} \int_{\mathbb{R}} |\mathcal{R}f(s+h, \vartheta) - \mathcal{R}f(s, \vartheta)|^2 ds d\vartheta dh \\ &= \frac{1}{\delta_s^2} \int_{|h| < \frac{3}{2}\delta_s} \omega_{\mathcal{R}f}(h, 0)^2 dh \leq 3 \sup_{|h| < \frac{3}{2}\delta_s} \omega_{\mathcal{R}f}(h, 0)^2. \quad \square \end{aligned}$$

The previous lemma combined with Lemma 2.4 implies that at least,  $\|\mathcal{R}_{\delta_s} - \mathcal{R}\| = \mathcal{O}(\delta_s^{1/2})$ , but depending on the regularity of  $\mathcal{R}f$  in terms of the modulus of continuity, also higher rates may be achieved for specific  $f$ . The following lemma shows that the modulus of continuity can also be used to estimate the approximation error between the adjoints of  $\mathcal{R}_{\delta_s}$  and  $\mathcal{R}$ , respectively.

LEMMA 2.6. *The adjoint of  $\mathcal{R}_{\delta_s}$  is*

$$(2.14) \quad [\mathcal{R}_{\delta_s}]^* g(x) = \frac{1}{\delta_s^2} \sum_{p=1}^P \int_{S^1} w_{\delta_s}(x \cdot \vartheta - s_p) \int_{S_p} g(s, \vartheta) ds d\vartheta,$$

and the approximation error for the adjoint for  $g \in L^2(\Omega')$  can be estimated by

$$(2.15) \quad \|[\mathcal{R}_{\delta_s}]^* g - \mathcal{R}^* g\| \leq C \sup_{|h| < \frac{3}{2}\delta_s} \omega_g(h, 0).$$



*Proof.* The representation of the adjoint is readily computed. Inserting the definitions of the occurring operators and putting the  $g(x \cdot \vartheta, \vartheta)$  term into the inner-most sum and integral yields

$$\begin{aligned} & \|(\mathcal{R}_{\delta_s})^* g - \mathcal{R}^* g\|^2 \\ &= \int_{\Omega} \left| \int_{S^1} \sum_{p=1}^P \frac{w_{\delta_s}(x \cdot \vartheta - s_p)}{\delta_s} \left( \frac{1}{\delta_s} \int_{S_p} g(s, \vartheta) - g(x \cdot \vartheta, \vartheta) ds \right) d\vartheta \right|^2 dx, \end{aligned}$$

where we exploited that for  $x \in \Omega$ , we have  $\frac{1}{\delta_s} \sum_{p=1}^P w_{\delta_s}(x \cdot \vartheta(\varphi) - s_p) = 1$  and  $\frac{1}{\delta_s} \int_{S_p} 1 ds = 1$ . Applying the Cauchy–Schwarz inequality as well as Jensen’s inequality, the fact that  $w_{\delta_s}(x \cdot \vartheta - s_p) \neq 0$  and  $s \in S_p$  implies  $|x \cdot \vartheta - s| < \frac{3}{2}\delta_s$ , as well as the change of variables  $h = s - x \cdot \vartheta$  gives

$$\begin{aligned} & \|[\mathcal{R}_{\delta_s}]^* g - \mathcal{R}^* g\|^2 \\ & \leq 2\pi \int_{\Omega} \int_{S^1} \sum_{p=1}^P \frac{w_{\delta_s}(x \cdot \vartheta - s_p)}{\delta_s} \left| \frac{1}{\delta_s} \int_{S_p} g(s, \varphi) - g(x \cdot \vartheta, \vartheta) ds \right|^2 d\vartheta dx \\ & \leq 2\pi \int_{\Omega} \int_{S^1} \left| \frac{1}{\delta_s} \int_{|h| < \frac{3}{2}\delta_s} g(x \cdot \vartheta + h, \vartheta) - g(x \cdot \vartheta, \vartheta) dh \right|^2 d\vartheta dx. \end{aligned}$$

Interchanging the order of integration, substituting  $x = s \cdot \vartheta + t \cdot \vartheta^\perp$ , interchanging integration order once again, and applying the Cauchy–Schwarz inequality finally implies

$$\begin{aligned} \|[\mathcal{R}_{\delta_s}]^* g - \mathcal{R}^* g\|^2 & \leq 2\pi \int_{]-1,1[} \int_{S^1} \int_{\mathbb{R}} \left| \frac{1}{\delta_s} \int_{|h| \leq \frac{3}{2}\delta_s} g(s+h, \vartheta) - g(s, \varphi) dh \right|^2 ds d\vartheta dt \\ & \leq \frac{12\pi}{\delta_s} \int_{|h| < \frac{3}{2}\delta_s} \int_{S^1} \int_{\mathbb{R}} |g(s+h, \vartheta) - g(\tau, \vartheta)|^2 ds d\vartheta dh \\ & = \frac{12\pi}{\delta_s} \int_{|h| < \frac{3}{2}\delta_s} \omega_g(h, 0)^2 dh \leq 36\pi \sup_{|h| < \frac{3}{2}\delta_s} \omega_g(h, 0)^2. \quad \square \end{aligned}$$

Next, we estimate the difference between  $\mathcal{R}_{\delta_s}$  and the operator that also discretizes the angle variable  $\vartheta$ :

$$(2.16) \quad [\mathcal{R}_{\delta_s, \delta_\varphi}] f(s, \vartheta) = \frac{1}{\delta_s^2} \sum_{q=1}^Q \sum_{p=1}^P \chi_{S_p}(s) \chi_{\Theta_q}(\vartheta) \int_{\Omega} w_{\delta_s}(x \cdot \vartheta_q - s_p) f(x) dx.$$

LEMMA 2.7. *We have that  $\|\mathcal{R}_{\delta_s, \delta_\varphi} - \mathcal{R}_{\delta_s}\| \leq C \frac{\delta_\varphi}{\delta_s}$ .*

*Proof.* Let  $f \in L^2(\Omega)$  and fix  $p \in \{1, \dots, P\}$ . Via the Cauchy–Schwarz inequality, we obtain

$$\begin{aligned} & \|[\mathcal{R}_{\delta_s, \delta_\varphi} f - \mathcal{R}_{\delta_s} f](s_p, \cdot)\|_{L^2(S^1)}^2 = \int_{S^1} |\mathcal{R}_{\delta_s, \delta_\varphi} f(s_p, \vartheta) - \mathcal{R}_{\delta_s} f(s_p, \vartheta)|^2 d\vartheta \\ & \leq \frac{1}{\delta_s^4} \int_{S^1} \sum_{q=1}^Q \chi_{\Theta_q}(\vartheta) \int_{\Omega} |w_{\delta_s}(x \cdot \vartheta_q - s_p) - w_{\delta_s}(x \cdot \vartheta - s_p)| dx \\ & \quad \cdot \int_{\Omega} |w_{\delta_s}(y \cdot \vartheta_q - s_p) - w_{\delta_s}(y \cdot \vartheta - s_p)| |f(y)|^2 dy d\vartheta. \end{aligned}$$

Fix  $q \in \{1, \dots, Q\}$ ,  $\vartheta \in S^1$  and choose  $\varphi$  as the smallest  $\varphi \geq \varphi_q$  such that  $\vartheta(\varphi) = \vartheta$ . With  $\xi(t) = \vartheta(\varphi_q + t)$  and denoting by  $w'_{\delta_s}$  the weak derivative of  $w_{\delta_s}$ , we can estimate the integral with respect to  $x$  as follows:

$$\begin{aligned} & \int_{\Omega} |w_{\delta_s}(x \cdot \vartheta_q - s_p) - w_{\delta_s}(x \cdot \vartheta - s_p)| \, dx \\ & \leq \int_0^{|\vartheta - \vartheta_q|} \int_{\Omega} |w'_{\delta_s}(x \cdot \xi(t) - s_p)| |x \cdot \xi(t)^\perp| \, dx \, dt \\ & \leq 4\delta_s |\vartheta - \vartheta_q| \end{aligned}$$

since for  $\xi \in S^1$ , the function  $x \mapsto w'_{\delta_s}(x \cdot \xi - s)$  is supported on a stripe of width  $2\delta_s$  within the unit ball  $\Omega$ . Using that  $|w_{\delta_s}(x \cdot \vartheta_q - s_p) - w_{\delta_s}(x \cdot \vartheta - s_p)| \leq |\vartheta - \vartheta_q|$ , this leads to the  $L^2(S^1)$ -norm estimate

$$\|\mathcal{R}_{\delta_s, \delta_\varphi} f(s_p, \cdot) - \mathcal{R}_{\delta_s} f(s_p, \cdot)\|_{L^2(S^1)}^2 \leq \frac{4}{\delta_s^3} \left( \sum_{q=1}^Q \int_{S^1} \chi_{\Theta_q}(\vartheta) |\vartheta - \vartheta_q|^2 \, d\vartheta \right) \int_{\Omega} |f(y)|^2 \, dy.$$

Recalling the definition of  $\Theta_q$  in terms of  $\varphi_{q-1}, \varphi_q$  and  $\varphi_{q+1}$ , the sum with respect to  $q$  can be estimated by

$$\begin{aligned} \sum_{q=1}^Q \int_{S^1} \chi_{\Theta_q}(\vartheta) |\vartheta - \vartheta_q|^2 \, d\vartheta &= \frac{1}{24} \sum_{q=1}^Q (\varphi_q - \varphi_{q-1})^3 + (\varphi_{q+1} - \varphi_q)^3 \\ &\leq \frac{\delta_\varphi^2}{24} \sum_{q=1}^Q (\varphi_q - \varphi_{q-1}) + (\varphi_{q+1} - \varphi_q) = \frac{\pi}{6} (\delta_\varphi)^2. \end{aligned}$$

In total, we have  $\|\mathcal{R}_{\delta_s, \delta_\varphi} f(s_p, \cdot) - \mathcal{R}_{\delta_s} f(s_p, \cdot)\|_{L^2(S^1)}^2 \leq \frac{2\pi}{3} \delta_\varphi^2 / \delta_s^3 \|f\|^2$  which leads to the desired  $L^2(\Omega')$ -estimate as follows:

$$\|\mathcal{R}_{\delta_s, \delta_\varphi} f - \mathcal{R}_{\delta_s} f\|^2 = \delta_s \sum_{p=1}^P \|\mathcal{R}_{\delta_s, \delta_\varphi} f(s_p, \cdot) - \mathcal{R}_{\delta_s} f(s_p, \cdot)\|_{L^2(S^1)}^2 \leq \frac{2\pi}{3} \frac{\delta_\varphi^2}{\delta_s^2} \|f\|^2. \quad \square$$

Finally, we replace  $f$  by  $f_{\delta_x}$ , consider  $\mathcal{R}_{\delta_s, \delta_\varphi}^{\delta_x} f = \mathcal{R}_{\delta_s, \delta_\varphi} f_{\delta_x}$  which results in

$$(2.17) \quad [\mathcal{R}_{\delta_s, \delta_\varphi}^{\delta_x} f](s, \varphi) = \frac{1}{\delta_s^2} \sum_{q=1}^Q \sum_{p=1}^P \chi_{S_p}(s) \chi_{\Theta_q}(\vartheta) \sum_{i,j=1}^{N,M} w_{\delta_s}(x_{ij} \cdot \vartheta_q - s_p) \int_{X_{ij}} f(x) \, dx$$

and compare it with  $\mathcal{R}_{\delta_s, \delta_\varphi} f$ .

LEMMA 2.8. *It holds that  $\|\mathcal{R}_{\delta_s, \delta_\varphi}^{\delta_x} - \mathcal{R}_{\delta_s, \delta_\varphi}\| \leq C \sqrt{1 + \frac{\delta_x}{\delta_s} \frac{\delta_x}{\delta_s}}$ .*

*Proof.* We proceed in analogy to the proof of Lemma 2.7. Denote by  $\Pi(x) = x_{ij}$  if  $x \in X_{ij}$ , i.e., the projection on the closest pixel center and observe that  $|\Pi(x) - x| \leq \frac{1}{\sqrt{2}} \delta_x$ . For  $f \in L^2(\Omega)$ , estimate

$$\begin{aligned} \|\mathcal{R}_{\delta_s, \delta_\varphi}^{\delta_x} f - \mathcal{R}_{\delta_s, \delta_\varphi} f\|^2 &= \|\mathcal{R}_{\delta_s, \delta_\varphi}(f_{\delta_x} - f)\|^2 \\ &\leq \frac{1}{\delta_s^3} \sum_{q=1}^Q \sum_{p=1}^P \Delta_q \left| \int_{\Omega} (w_{\delta_s}(\Pi(x) \cdot \vartheta_q - s_p) - w_{\delta_s}(x \cdot \vartheta_q - s_p)) f(x) \, dx \right|^2. \end{aligned}$$

We intend to use the Cauchy–Schwarz inequality on the integral with respect to  $x$  and estimate further. For that purpose, observe that

$$\begin{aligned} & \int_{\Omega} |w_{\delta_s}(\Pi(x) \cdot \vartheta_q - s_p) - w_{\delta_s}(x \cdot \vartheta_q - s_p)| dx \\ & \leq \int_0^1 \int_{\Omega} |w'_{\delta_s}((x + t(\Pi(x) - x)) \cdot \vartheta_q - s_p)| |\Pi(x) - x| dx dt. \end{aligned}$$

Note that  $|x \cdot \vartheta_q - s_p| \geq \delta_x/\sqrt{2} + \delta_s$  implies  $w'_{\delta_s}((x + t(\Pi(x) - x)) \cdot \vartheta_q - s_p) = 0$ , hence

$$\int_{\Omega} |w_{\delta_s}(\Pi(x) \cdot \vartheta_q - s_p) - w_{\delta_s}(x \cdot \vartheta_q - s_p)| dx \leq 4 \left( \frac{\delta_x}{\sqrt{2}} + \delta_s \right) \frac{\delta_x}{\sqrt{2}}.$$

Also,

$$\begin{aligned} & \sum_{p=1}^P |w_{\delta_s}(\Pi(x) \cdot \vartheta_q - s_p) - w_{\delta_s}(x \cdot \vartheta_q - s_p)| \\ & \leq \int_0^1 \sum_{p=1}^P |w'_{\delta_s}((x + t(\Pi(x) - x)) \cdot \vartheta_q - s_p)| |\Pi(x) - x| dt \leq 2 \frac{\delta_x}{\sqrt{2}}, \end{aligned}$$

since  $|w'_{\delta_s}((x + t(\Pi(x) - x)) \cdot \vartheta_q - s_p)|$  is 1 for at most two  $p$  and 0 else. Altogether, it follows for the  $L^2(\Omega')$ -norm that

$$\|\mathcal{R}_{\delta_s, \delta_\varphi} f - \mathcal{R}_{\delta_s, \delta_\varphi}^{\delta_x} f\|^2 \leq \frac{4}{\delta_s^3} \sum_{q=1}^Q \Delta_q \left( \frac{\delta_x}{\sqrt{2}} + \delta_s \right) \delta_x^2 \|f\|^2 \leq 8\pi \frac{\delta_x^2}{\delta_s^2} \left( 1 + \frac{\delta_x}{\delta_s} \right) \|f\|^2,$$

which completes the proof.  $\square$

**THEOREM 2.9.** *If  $\delta_s \rightarrow 0$ ,  $\frac{\delta_\varphi}{\delta_s} \rightarrow 0$  and  $\frac{\delta_x}{\delta_s} \rightarrow 0$ , then  $\mathcal{R}_{\delta_s, \delta_\varphi}^{\delta_x}$  converges to  $\mathcal{R}$  in operator norm for linear and continuous mappings  $L^2(\Omega) \rightarrow L^2(\Omega')$ .*

*If additionally,  $\delta_\varphi = \mathcal{O}(\delta_s^{1+\epsilon})$  and  $\delta_x = \mathcal{O}(\delta_s^{1+\epsilon})$  for some  $0 < \epsilon \leq \frac{1}{2}$ , then  $\|\mathcal{R}_{\delta_s, \delta_\varphi}^{\delta_x} - \mathcal{R}\| = \mathcal{O}(\delta_s^\epsilon)$  as  $\delta_s \rightarrow 0$ .*

*Proof.* Combining [Lemma 2.4](#) and [Lemma 2.5](#) yields  $\|\mathcal{R}_{\delta_s} - \mathcal{R}\| \leq C\sqrt{\delta_s}$ , so together with [Lemmas 2.7](#) and [2.8](#), we get

$$\begin{aligned} \|\mathcal{R}_{\delta_s, \delta_\varphi}^{\delta_x} - \mathcal{R}\| & \leq \|\mathcal{R}_{\delta_s} - \mathcal{R}\| + \|\mathcal{R}_{\delta_s, \delta_\varphi} - \mathcal{R}_{\delta_s}\| + \|\mathcal{R}_{\delta_s, \delta_\varphi}^{\delta_x} - \mathcal{R}_{\delta_s, \delta_\varphi}\| \\ & \leq C \left( \sqrt{\delta_s} + \frac{\delta_\varphi}{\delta_s} + \sqrt{1 + \frac{\delta_x \delta_\varphi}{\delta_s \delta_s}} \right) \end{aligned}$$

where the right-hand side vanishes if  $\delta_s \rightarrow 0$ ,  $\frac{\delta_\varphi}{\delta_s} \rightarrow 0$  and  $\frac{\delta_x}{\delta_s} \rightarrow 0$ .

If  $\delta_\varphi = \mathcal{O}(\delta_s^{1+\epsilon})$  and  $\delta_x = \mathcal{O}(\delta_s^{1+\epsilon})$  for some  $0 < \epsilon \leq 1/2$ , then in particular,  $\sqrt{1 + \delta_x/\delta_s}$  stays bounded and  $\sqrt{\delta_s} = \mathcal{O}(\delta_s^\epsilon)$  as  $\delta_s \rightarrow 0$ , so the claimed rate follows.  $\square$

*Remark 2.10.* Note that  $\frac{\delta_x}{\delta_s} \rightarrow 0$  as  $\delta_s \rightarrow 0$  is necessary for the discretization error in [Lemma 2.8](#) to vanish, suggesting that the standard choice  $\delta_s \approx \delta_x$  might not be well suited and might in fact be the origin of oscillatory behavior described in literature. This supports the observation in [\[38\]](#) that considering smaller image pixels and larger detectors can suppress high-frequency artifacts substantially.

Next we wish to consider the convergence behavior of the adjoint towards the backprojection. This does not require additional analysis since adjoint approximations have the same rates of convergence in the operator norm to the adjoint operator as the original approximation. So the statements of [Theorem 2.9](#) concerning suitable discretization strategies, and the corresponding convergence results can be transferred.

**COROLLARY 2.11.** *If  $\delta_s \rightarrow 0$ ,  $\frac{\delta_\varphi}{\delta_s} \rightarrow 0$  and  $\frac{\delta_x}{\delta_s} \rightarrow 0$ , then  $(\mathcal{R}_{\delta_s, \delta_\varphi}^{\delta_x})^*$  converges to  $\mathcal{R}^*$  in operator norm for linear and continuous mappings  $L^2(\Omega') \rightarrow L^2(\Omega)$ . If additionally,  $\delta_\varphi = \mathcal{O}(\delta_s^{1+\epsilon})$  and  $\delta_x = \mathcal{O}(\delta_s^{1+\epsilon})$  for some  $0 < \epsilon \leq 1/2$ , then  $\|(\mathcal{R}_{\delta_s, \delta_\varphi}^{\delta_x})^* - \mathcal{R}^*\| = \mathcal{O}(\delta_s^\epsilon)$  as  $\delta_s \rightarrow 0$ .*

*Proof.* This is a direct consequence of [Theorem 2.9](#) as the norm of a linear, continuous operator between Hilbert spaces and the norm of its Hilbert space adjoint coincide.  $\square$

Note that the restriction  $\epsilon \leq \frac{1}{2}$  is due to the fact in general, the Radon transform for  $f \in L^2(\Omega)$  generates at least a regularity  $\omega_{\mathcal{R}f}(h, 0) = \mathcal{O}(|h|^{\frac{1}{2}})$ , see [Lemma 2.4](#). However, for functions  $f$  whose Radon transform admits higher regularity in terms of the modulus of continuity, this restriction does not apply, as summarized in the following corollary.

**THEOREM 2.12.** *Let  $f \in L^2(\Omega)$  such that the modulus of continuity satisfies  $\omega_{\mathcal{R}f}(h, 0) = \mathcal{O}(|h|^\epsilon)$  for some  $\epsilon > 0$ . If, additionally,  $\delta_\varphi = \mathcal{O}(\delta_s^{1+\epsilon})$  and  $\delta_x = \mathcal{O}(\delta_s^{1+\epsilon})$ , then  $\|\mathcal{R}_{\delta_s, \delta_\varphi}^{\delta_x} f - \mathcal{R}f\| = \mathcal{O}(\delta_s^\epsilon)$  as  $\delta_s \rightarrow 0$ . Moreover, for  $g \in L^2(\Omega')$  with  $\omega_g(h, 0) = \mathcal{O}(|h|^\epsilon)$  we have  $\|(\mathcal{R}_{\delta_s, \delta_\varphi}^{\delta_x})^* g - \mathcal{R}^* g\| = \mathcal{O}(\delta_s^\epsilon)$  as  $\delta_s \rightarrow 0$ .*

*Proof.* The first statement follows from the combination of [Lemmas 2.5](#), [2.7](#) and [2.8](#), while the second is a consequence of [Lemmas 2.6](#), [2.7](#) and [2.8](#), using again the fact that the norms of a linear, continuous operator and its adjoint coincide.  $\square$

*Remark 2.13.* While the presented theory used the hat-shaped function  $w_{\delta_s}(t) = \max(0, \delta_s - |t|)$ , other profile functions are possible. The theory can be developed analogously for all Lipschitz continuous, non-negative  $w_{\delta_s}$  which integrate to  $\delta_s^2$ , whose support is compact and whose translates with respect to integer multiples of  $\delta_s$  sum up to the function that is constant  $\delta_s$ .

**2.3. Radon transform with limited angle information.** While classical tomography uses information for the entire angular range  $[-\pi, \pi[$ , some applications — due to technical limitations — have limited freedom in the angles from which projection can be obtained. In spite of the increased difficulty in performing tomography with restricted angular range, some practical procedures require reconstruction from such data. In the following, we therefore consider two types of incomplete angle information and show how the theory of pixel-driven Radon transforms extends to such situations. First, the limited angles situation is considered, where the discretization of the angular direction does not cover the entirety of  $S^1$ , but a finite union of open intervals, e.g., only angles between  $\pm 70^\circ$ . Secondly, we consider the sparse angles situation, i.e., one discretizes only the space and offset dimension, while projections for finitely many fixed angles are considered.

**2.3.1. Limited angles.** In the following, we consider an angle set  $\mathcal{A} \subset [-\pi, \pi[$  which corresponds to an open, non-empty interval modulo  $2\pi$  and satisfies  $\mathcal{A} \neq [-\pi, \pi[$ . The limited-angle Radon transform  $\mathcal{R}^{\mathcal{A}}$  is then the Radon transform restricted to  $\Omega'_{\mathcal{A}} = ]-1, 1[ \times \mathcal{A}$ , yielding a linear and continuous mapping  $\mathcal{R}^{\mathcal{A}} : L^2(\Omega) \rightarrow L^2(\Omega'_{\mathcal{A}})$  as well as a corresponding adjoint. For the discretization of  $\mathcal{R}^{\mathcal{A}}$ , we can

proceed analogously, but only need to discretize the angular domain  $\mathcal{A}$  instead of the whole interval  $[-\pi, \pi[$ . With  $\varphi_1, \varphi_Q \in \mathbb{R}$  chosen such that  $]\varphi_1, \varphi_Q[ = \mathcal{A} \bmod 2\pi$ , let  $\varphi_2, \dots, \varphi_{Q-1} \in \mathbb{R}$  be chosen such that  $\varphi_1 < \varphi_2 < \dots < \varphi_{Q-1} < \varphi_Q$ . With  $\varphi_0 = \varphi_1$  and  $\varphi_Q = \varphi_{Q+1}$ , the corresponding  $\Phi_q$ ,  $q = 1, \dots, Q$ , form an a.e. partition of  $\mathcal{A}$ . The corresponding discrete operators  $\mathcal{R}_{\delta_s, \delta_\varphi}$  and  $\mathcal{R}_{\delta_s, \delta_\varphi}^{\delta_x}$  defined in (2.16) and (2.17) thus naturally map  $L^2(\Omega) \rightarrow L^2(\Omega'_A)$ , while a corresponding restriction of  $\mathcal{R}_{\delta_s}$  according to (2.12) leads to a mapping from  $L^2(\Omega)$  to  $L^2(\Omega'_A)$ . Considering the  $L^2$ -norms on  $\Omega'_A$  instead of  $\Omega'$ , i.e., integrating over  $\mathcal{A}$  instead of  $S^1$ , we see that the statements of the Lemmas 2.5, 2.6, 2.7 and 2.8 remain true for these modifications. Consequently, we have the following theorem.

**THEOREM 2.14.** *Considering  $\mathcal{R}^A$  and  $(\mathcal{R}^A)^*$  instead of  $\mathcal{R}$  and  $\mathcal{R}^*$ , respectively, the convergence results of Theorem 2.9, Corollary 2.11 and Theorem 2.12 remain true.*

Note that one can easily generalize the results to  $\mathcal{A}$  consisting of finitely many intervals instead of just one: If  $\mathcal{A} = \mathcal{A}_1 \cup \dots \cup \mathcal{A}_I$  where each  $\mathcal{A}_i$  is an interval of the above type and the  $\mathcal{A}_1, \dots, \mathcal{A}_I$  are pairwise disjoint, then  $L^2(\Omega'_A)$  can be identified with  $L^2(\Omega'_{\mathcal{A}_1}) \times \dots \times L^2(\Omega'_{\mathcal{A}_I})$  and  $\mathcal{R}^A f$  can be identified with  $(\mathcal{R}^{\mathcal{A}_1} f, \dots, \mathcal{R}^{\mathcal{A}_I} f)$ . As Theorem 2.14 can be applied to every  $\mathcal{R}^{\mathcal{A}_i}$ , the results also follow for  $\mathcal{R}^A$ .

**2.3.2. Sparse angles.** The Radon transform can also be defined for a finite angle set  $\mathcal{F} = \{\varphi_1, \dots, \varphi_Q\} \subset [-\pi, \pi[$  for  $\varphi_1 < \varphi_2 < \dots < \varphi_Q$ . Denoting by  $\Omega'_\mathcal{F} = ]-1, 1[ \times \mathcal{F}$ , continuous extension of (2.1) yields the linear and continuous operator  $\mathcal{R}^\mathcal{F} : L^2(\Omega) \rightarrow L^2(\Omega'_\mathcal{F})$ , where  $L^2(\Omega'_\mathcal{F})$  is associated with the counting measure in the angular direction, i.e.,  $\|g\|^2 = \sum_{q=1}^Q \int_{]-1, 1[} |g(s, \varphi_i)|^2 ds$  for  $g \in L^2(\Omega'_\mathcal{F})$ . Then, equations (2.12), (2.16) and (2.17) yield respective (semi-)discrete sparse-angle operators  $\mathcal{R}_{\delta_s}$ ,  $\mathcal{R}_{\delta_s, \delta_\varphi}$  and  $\mathcal{R}_{\delta_s, \delta_\varphi}^{\delta_x}$ , and since each  $\varphi_q \in \Phi_q$ , we have  $\mathcal{R}_{\delta_s} = \mathcal{R}_{\delta_s, \delta_\varphi}$ . Further, as each  $\Phi_q$  is assigned unit mass, it holds that  $\Delta_q = 1$  for each  $q = 1, \dots, Q$ .

However, since the sparse-angle Radon transform  $\mathcal{R}^\mathcal{F}$  is no longer a restriction of the full transform  $\mathcal{R}$ , we cannot expect similar approximation results in this situation. In particular, the smoothing property of Lemma 2.4 cannot be established for  $\mathcal{R}^\mathcal{F}$ . Nevertheless, replacing  $\mathcal{H}^1$ -integration on  $S^1$  by  $\mathcal{H}^0$ -integration (i.e., summation) on  $\{\vartheta_1, \dots, \vartheta_Q\}$ , the statements of Lemmas 2.5, 2.6 and 2.8 can still be obtained by straightforward adaptation. This is sufficient to prove strong operator convergence.

**THEOREM 2.15.** *Let  $\delta_s \rightarrow 0$  and  $\frac{\delta_x}{\delta_s} \rightarrow 0$ . Then, for any  $f \in L^2(\Omega)$  and  $g \in L^2(\Omega'_\mathcal{F})$  it holds that*

$$\lim_{\delta_s \rightarrow 0} \|\mathcal{R}^\mathcal{F} f - \mathcal{R}_{\delta_s, \delta_\varphi}^{\delta_x} f\| = 0 \quad \text{as well as} \quad \lim_{\delta_s \rightarrow 0} \|(\mathcal{R}^\mathcal{F})^* g - (\mathcal{R}_{\delta_s, \delta_\varphi}^{\delta_x})^* g\| = 0.$$

*If  $\delta_x = \mathcal{O}(\delta_s^{1+\epsilon})$  for some  $\epsilon > 0$ , then it holds for  $f \in L^2(\Omega)$  with  $\omega_{\mathcal{R}^\mathcal{F} f}(h, 0) = \mathcal{O}(|h|^\epsilon)$  and  $g \in L^2(\Omega'_\mathcal{F})$  with  $\omega_g(h, 0) = \mathcal{O}(|h|^\epsilon)$  that*

$$\|\mathcal{R}^\mathcal{F} f - \mathcal{R}_{\delta_s, \delta_\varphi}^{\delta_x} f\| = \mathcal{O}(\delta_s^\epsilon) \quad \text{as well as} \quad \|(\mathcal{R}^\mathcal{F})^* g - (\mathcal{R}_{\delta_s, \delta_\varphi}^{\delta_x})^* g\| = \mathcal{O}(\delta_s^\epsilon).$$

*Proof.* The combination of Lemmas 2.5, 2.6, 2.8 adapted to sparse angles and the fact that  $\mathcal{R}_{\delta_s} = \mathcal{R}_{\delta_s, \delta_\varphi}$  yields, for  $f \in L^2(\Omega)$  that

$$\|\mathcal{R}^\mathcal{F} f - \mathcal{R}_{\delta_s, \delta_\varphi}^{\delta_x} f\| \leq C \left( \sup_{|h| < \frac{3}{2}\delta_s} \omega_{\mathcal{R}^\mathcal{F} f}(h, 0) + \sqrt{1 + \frac{\delta_x}{\delta_s} \frac{\delta_x}{\delta_s}} \|f\| \right)$$

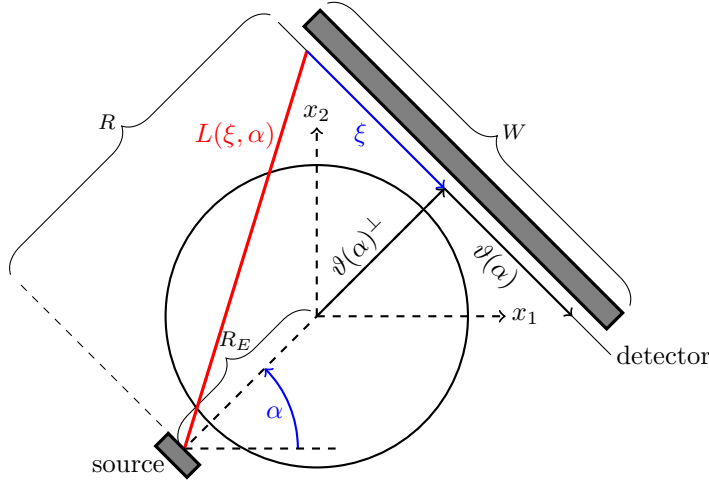


FIG. 2. Geometry for the fanbeam transform. The line  $L(\alpha, \xi)$  connects the source and the detector, both rotated by the angle  $\alpha$ , at detector offset  $\xi$ . The values  $R$  and  $R_E$  denote the distances from the emitter to the detector and origin, respectively, while  $W$  denotes the detector width.

and  $g \in L^2(\Omega'_F)$  that

$$\|(\mathcal{R}^F)^*g - (\mathcal{R}_{\delta_s, \delta_\varphi}^{\delta_x})^*g\| \leq C \left( \sup_{|h| < \frac{3}{2}\delta_s} \omega_g(h, 0) + \sqrt{1 + \frac{\delta_x}{\delta_s} \frac{\delta_x}{\delta_s}} \|g\| \right).$$

The first statement then follows from the fact that the modulus of continuity converges to zero for any  $L^2$ -function, while the second is an immediate consequence of the assumed rates.  $\square$

**3. The pixel-driven fanbeam transform.** Projection methods are not limited to the parallel beam setting as some applications require different measurement and sampling approaches. One such different setting is the fanbeam setting that allows for an alternative version of tomography with a single-point source sending rays along non parallel lines to the detector. In the following, we present a discretization of the fanbeam transform following the same basic principle as used for the pixel-driven Radon transform and show convergence with analogous methods using the relation between the Radon transform and the fanbeam transform.

**3.1. Definition and notation.** We consider the following geometry, see [Figure 2](#): We assume the density of a sample to be supported in the unit ball  $B(0, 1)$ , that the distance from the emitter to the origin is  $R_E > 1$  and does not depend on the specific angle the source is placed in relation to the sample. Moreover,  $R > R_E + 1$  denotes the distance from the source to the detector, while the total width  $W$  of the detector is chosen such that all lines from the source passing  $B(0, 1)$  are detected, which amounts to setting  $W = 2 \frac{R}{\sqrt{R_E^2 - 1}}$ .

DEFINITION 3.1. The fanbeam transform of a continuous  $f : \mathbb{R}^2 \rightarrow \mathbb{R}$  with support

compact within  $B(0, R_E)$  is defined as

$$\begin{aligned}
 [\mathcal{F}f](\xi, \alpha) &= \int_{\{x \in \mathbb{R}^2 : \frac{x \cdot \vartheta(\alpha)R}{x \cdot \vartheta(\alpha)^\perp + R_E} = \xi\}} f(x) d\mathcal{H}^1(x) \\
 (3.1) \quad &= \sqrt{\xi^2 + R^2} \int_{\mathbb{R}} f(t(\xi\vartheta(\alpha) + R\vartheta(\alpha)^\perp) - R_E\vartheta(\alpha)^\perp) dt,
 \end{aligned}$$

where  $\xi \in \mathbb{R}$  is the detector offset and  $\alpha \in ]-\pi, \pi[$  denotes the angle between the shortest line connecting source and detector and the  $x_1$ -axis. The adjoint operation for  $g : \mathbb{R} \times S^1 \rightarrow \mathbb{R}$  continuous with compact support and  $x \in B(0, R_E)$  is defined as

$$(3.2) \quad [\mathcal{F}^*g](x) = \int_{S^1} \sqrt{\left(\frac{x \cdot \vartheta R}{x \cdot \vartheta^\perp + R_E}\right)^2 + R^2} \frac{1}{x \cdot \vartheta^\perp + R_E} g\left(\frac{x \cdot \vartheta R}{x \cdot \vartheta^\perp + R_E}, \vartheta\right) d\vartheta.$$

*Remark 3.2.* In the above definition, the set  $\{x \in \mathbb{R}^2 : \frac{x \cdot \vartheta(\alpha)R}{x \cdot \vartheta(\alpha)^\perp + R_E} = \xi\}$  describes the line from the source to detector at offset  $\xi$  where both are rotated by  $\alpha$ .

As it is also the case for the Radon transform, the adjoint corresponds to an integral over all  $L(\xi, \alpha)$  passing through  $x$ . In this context, we note that for a fixed  $\vartheta = \vartheta(\alpha)$  and  $x \in B(0, R_E)$ , the detector offset  $\xi$  and the integration variable  $t$  in (3.1) can be expressed as

$$t = \frac{x \cdot \vartheta^\perp + R_E}{R}, \quad \xi = \frac{x \cdot \vartheta}{t} = \frac{x \cdot \vartheta R}{x \cdot \vartheta^\perp + R_E}.$$

With the change of coordinates  $x = t(\xi\vartheta + R\vartheta^\perp) - R_E\vartheta^\perp$  with transformation determinant  $\frac{1}{Rt} = \frac{1}{x \cdot \vartheta^\perp + R_E}$ , the operator  $\mathcal{F}^*$  in (3.2) can easily be seen to be the formal adjoint of  $\mathcal{F}$  in (3.1) with respect to the  $L^2$  scalar product.

*Remark 3.3.* It can also be observed that the fanbeam transform is a reparametrization of the Radon transform according to

$$(3.3) \quad \mathcal{F}f(\xi, \alpha) = \mathcal{R}f(s, \varphi) \quad \text{for} \quad \left(s = \frac{\xi R_E}{\sqrt{\xi^2 + R^2}}, \quad \varphi = \alpha - \arctan\left(\frac{\xi}{R}\right)\right).$$

In particular,  $(\xi, \alpha) \mapsto (s, \varphi)$  is a diffeomorphism between  $\mathbb{R} \times S^1$  and  $] -R_E, R_E[ \times S^1$ .

This different parametrization also affects the sampling strategies, and thus, a suitable discretization of parameters and corresponding discrete image and sinogram spaces must be considered. For this purpose,  $Q$  angles  $\alpha_1 < \dots < \alpha_Q \in ]-\pi, \pi[$  and an equidistant grid of  $P$  detector offsets  $\xi_1, \dots, \xi_P \in ]-\frac{W}{2}, \frac{W}{2}[$  with  $\xi_p = \frac{W}{P}(p - \frac{P+1}{2})$  are considered. We use  $\Xi_p = \xi_p + ]-\frac{\delta_\xi}{2}, \frac{\delta_\xi}{2}[$  and  $\Phi_q = ]\frac{\alpha_q + \alpha_{q-1}}{2}, \frac{\alpha_q + \alpha_{q+1}}{2}[$  such that  $(\Xi_p \times \Phi_q)_{pq}$  is a partition of the sinogram space, where  $\delta_\xi = \frac{W}{P}$  is the degree of detector discretization and  $\delta_\alpha = \max_{q=1, \dots, Q} \Delta_q$  with  $\Delta_q = (\alpha_{q+1} - \alpha_q)/2$  denotes again the length of  $\Phi_q$ . Moreover, the discrete sinogram space  $V$  is the space of functions on the grid  $\{\xi_1, \dots, \xi_P\} \times \{\alpha_1, \dots, \alpha_Q\}$  equipped with the norm on  $L^2(\mathbb{R} \times S^1)$  as in (2.4).

Analogous to the Radon transform case, the fanbeam transform is first approximated by replacing the line integral by an area integral resulting in

$$\begin{aligned}
 (3.4) \quad [\mathcal{F}'_{\delta_\xi} f](\xi, \alpha) &= \frac{\sqrt{\xi^2 + R^2}}{\delta_\xi^2} \int_{\mathbb{R}} w_{\delta_\xi}(\tau - \xi) \frac{\mathcal{F}f(\tau, \alpha)}{\sqrt{\tau^2 + R^2}} d\tau \\
 &= \frac{\sqrt{\xi^2 + R^2}}{\delta_\xi^2} \int_{\Omega} w_{\delta_\xi}\left(\frac{x \cdot \vartheta(\alpha)R}{x \cdot \vartheta^\perp(\alpha) + R_E} - \xi\right) \frac{f(x)}{x \cdot \vartheta^\perp(\alpha) + R_E} dx,
 \end{aligned}$$

where again  $w_{\delta_\xi}(\tau) = \max(0, \delta_\xi - |\tau|)$ . Observe that we weight the fanbeam transform with  $\frac{1}{\sqrt{\tau^2 + R^2}}$  inside the integral with respect to  $\tau$  which is compensated by  $\sqrt{\xi^2 + R^2}$  outside the integral. This turns out to be advantageous in the subsequent analysis. Other choices are, of course, possible and require only minor adaptations.

The image to transform is again given on a discrete  $N \times M$  grid with discretization width  $\delta_x > 0$ , and  $x_{ij}$ ,  $X_{ij}$  as described in [Subsection 2.1](#). However, we additionally assume that the support of  $f$  is such that whenever  $|\text{supp } f \cap X_{ij}| > 0$ , then  $|x_{ij}| < R_E$ , i.e., the centers of the pixels which contribute to the discrete fanbeam transform are contained in the ball  $B(0, R_E)$ , and adapt the space  $U$  according to

$$U = \text{span}\{\chi_{X_{ij}} : |x_{ij}| < R_E, i = 1, \dots, N, j = 1, \dots, M\}.$$

Then, performing the same discretization steps as for the Radon transform, i.e., using  $f_{\delta_x}$  as discretization of  $f$  according to (2.5), extrapolation from  $(\xi_p, \alpha_q)$  onto  $\Xi_p \times \Phi_q$  and application of  $\mathcal{F}'_{\delta_\xi}$ , yields

$$(3.5) \quad [\mathcal{F}'_{\delta_\xi, \delta_x} f](\xi, \alpha) = \frac{\delta_x^2}{\delta_\xi^2} \sum_{p=1}^P \sum_{q=1}^Q \chi_{\Xi_p}(\xi) \chi_{\Phi_q}(\alpha) \sqrt{\xi_p^2 + R^2} \\ \cdot \sum_{i,j=1}^{N,M} w_{\delta_\xi} \left( \frac{x_{ij} \cdot \vartheta_q R}{x_{ij} \cdot \vartheta_q^\perp + R_E} - \xi_p \right) \frac{f_{ij}}{x_{ij} \cdot \vartheta_q^\perp + R_E},$$

where  $f_{ij} = \frac{1}{\delta_x^2} \int_{X_{ij}} f(x) dx$  as well as

$$(3.6) \quad [(\mathcal{F}'_{\delta_\xi, \delta_x})^* g](x) = \sum_{i,j=1}^{N,M} \chi_{X_{ij}}(x) \sum_{q=1}^Q \frac{\Delta_q}{\delta_\xi} \sum_{p=1}^P w_{\delta_\xi} \left( \frac{x_{ij} \cdot \vartheta_q R}{x_{ij} \cdot \vartheta_q^\perp + R_E} - \xi_p \right) \\ \cdot \frac{\sqrt{\xi_p^2 + R^2}}{x_{ij} \cdot \vartheta_q^\perp + R_E} g_{pq},$$

where  $g_{pq} = \frac{1}{\delta_\xi \Delta_q} \int_{\Xi_p} \int_{\Phi_q} g(\xi, \alpha) d\xi d\alpha$ . Switching to the fully discrete setting by associating elements of  $U$  and  $V$ , respectively, in terms of their coefficients gives  $\mathbf{F} : U \rightarrow V$  according to

$$(3.7) \quad (\mathbf{F}f)_{pq} = \frac{\delta_x^2}{\delta_\xi^2} \sqrt{\xi_p^2 + R^2} \sum_{i,j=1}^{N,M} w_{\delta_\xi} \left( \frac{x_{ij} \cdot \vartheta_q R}{x_{ij} \cdot \vartheta_q^\perp + R_E} - \xi_p \right) \frac{f_{ij}}{x_{ij} \cdot \vartheta_q^\perp + R_E},$$

whose adjoint  $\mathbf{F}^* : V \rightarrow U$  reads as

$$(3.8) \quad (\mathbf{F}^*g)_{ij} = \sum_{q=1}^Q \frac{\Delta_q}{\delta_\xi} \sum_{p=1}^P w_{\delta_\xi} \left( \frac{x_{ij} \cdot \vartheta_q R}{x_{ij} \cdot \vartheta_q^\perp + R_E} - \xi_p \right) \frac{\sqrt{\xi_p^2 + R^2}}{x_{ij} \cdot \vartheta_q^\perp + R_E} g_{pq}.$$

Note that in these discretizations, the distance between the source and  $x_{ij}$  projected to the shortest line connecting source and detector, i.e.,  $x_{ij} \cdot \vartheta_q^\perp + R_E$ , plays a major role. This is because this distance describes the width of the fan associated with  $\Xi_p$  in the point  $x_{ij}$ , which is, by construction, bounded from below and enters into the discrete fanbeam transform in form of an inverse weight as well as a rescaling of the hat function  $w_{\delta_\xi}$ .



**3.2. Convergence analysis.** The convergence analysis follows in broad strokes the approach in [Subsection 2.2](#), using similar lemmata though some details in the proofs need to be adjusted. In the following, let  $\Omega = B(0, 1)$  and  $\Omega' = ]-\frac{W}{2}, \frac{W}{2}[ \times S^1$ . Further, assume that  $\Omega$  is contained in the union of all pixels and that  $0 < \delta_x < \frac{1}{\sqrt{2}}(R_E - 1)$  such that whenever  $B(0, 1) \cap X_{ij} \neq \emptyset$ , we have  $|x_{ij}| < R_E$ .

For technical reasons we consider the operator  $\mathcal{G}: L^2(\Omega) \rightarrow L^2(\Omega')$  with

$$(3.9) \quad [\mathcal{G}f](\xi, \alpha) = \int_{\mathbb{R}} f(t(\xi\vartheta(\alpha) + R\vartheta^\perp(\alpha)) - R_E\vartheta^\perp(\alpha)) dt,$$

i.e., the operator  $\mathcal{F}$  in [\(3.1\)](#) without the factor  $\sqrt{\xi^2 + R^2}$ . In particular,  $\mathcal{M}\mathcal{G} = \mathcal{F}$  for the continuously invertible multiplication operator  $\mathcal{M}: L^2(\Omega') \rightarrow L^2(\Omega')$  according to  $[\mathcal{M}g](\xi, \alpha) = \sqrt{\xi^2 + R^2}g(\xi, \alpha)$  for  $(\xi, \alpha) \in \Omega'$ . We will first show convergence for

$$(3.10) \quad [\mathcal{G}_{\delta_\xi, \delta_\alpha}^{\delta_x} f](\xi, \alpha) = \frac{1}{\delta_\xi^2} \sum_{p=1}^P \sum_{q=1}^Q \chi_{\Xi_p}(\xi) \chi_{\Phi_q}(\alpha) \sum_{i,j=1}^{N,M} w_{\delta_\xi} \left( \frac{x_{ij} \cdot \vartheta_q R}{x_{ij} \cdot \vartheta_q^\perp + R_E} - \xi_p \right) \cdot \frac{\int_{X_{ij}} f(x) dx}{x_{ij} \cdot \vartheta_q^\perp + R_E}$$

towards  $\mathcal{G}$ . Then, writing  $\mathcal{M}_{\delta_\xi} \mathcal{G}_{\delta_\xi, \delta_\alpha}^{\delta_x} = \mathcal{F}_{\delta_\xi, \delta_\alpha}^{\delta_x}$ , where

$$[\mathcal{M}_{\delta_\xi} g](\xi, \alpha) = g(\xi, \alpha) \sum_{p=1}^P \chi_{\Xi_p}(\xi) \sqrt{\xi_p^2 + R^2}$$

is a piecewise constant version of  $\mathcal{M}$ , will eventually enable us to prove convergence of  $\mathcal{F}_{\delta_\xi, \delta_\alpha}^{\delta_x}$  to  $\mathcal{F}$ .

We again require an estimate on the modulus of continuity for the fanbeam transform, which we obtain by pulling back to the Radon transform, and to do so, we require an additional result for the Radon transform that is interesting in its own right. The proof of the following lemma can be found in [Appendix A](#).

**LEMMA 3.4.** *Let  $f \in L^2(\Omega)$  and  $g = \mathcal{R}f$ . Then, the modulus of continuity for  $g$  satisfies  $\omega_g(0, \gamma)^2 \leq c|\gamma \log(|\gamma|)|$  for each  $|\gamma| \leq \frac{\pi}{4}$  and some constant  $c > 0$  independent of  $\gamma$  and  $f$ .*

This enables us to derive estimates for the modulus of continuity for the fanbeam transform and  $\mathcal{G}$ , as a change of offset in the fanbeam transform corresponds to a change in offset and angle argument of the Radon transform.

**LEMMA 3.5.** *Let  $f \in L^2(\Omega)$ ,  $g = \mathcal{F}f$ ,  $\bar{g} = \mathcal{G}f$  and  $\delta_\xi \leq 2(\sqrt{2} - 1)$ . Then,*

$$(3.11) \quad \int_{|t| \leq \delta_\xi} \omega_g(t, 0)^2 dt \leq c\delta_\xi^2 |\log(\delta_\xi)| \|f\|^2, \quad \int_{|t| \leq \delta_\xi} \omega_{\bar{g}}(t, 0)^2 dt \leq c\delta_\xi^2 |\log(\delta_\xi)| \|f\|^2,$$

for a constant  $c > 0$  independent of  $\delta_\xi$  and  $f$ . This constant can be chosen to stay bounded for  $R$  bounded and  $R_E$  bounded away from 1.

*Proof.* We use the relation  $\mathcal{F}f(\xi, \alpha) = \mathcal{R}f(s, \varphi)$  in [\(3.3\)](#) and the notation  $s = s(\xi)$ ,

$\varphi = \varphi(\xi, \alpha)$  to compute

$$(3.12) \quad \int_{|t| \leq \delta_\xi} \omega_g(t, 0)^2 dt \\ = \int_{|t| \leq \delta_\xi} \int_{\mathbb{R}} \int_{[-\pi, \pi[} |\mathcal{R}f(s(\xi+t), \varphi(\xi+t, \alpha)) - \mathcal{R}f(s(\xi), \varphi(\xi, \alpha))|^2 d\alpha d\xi dt.$$

Note that since  $\text{supp } f$  is essentially contained in  $B(0, 1)$  and  $\delta_\xi \leq 2(\sqrt{2}-1) \leq \frac{W}{2}$ , the support of the integrand is essentially contained in  $] -W, W[ \times S^1$  for each fixed  $|t| \leq \delta_\xi$ . We now consider the transformation  $T : (\xi, \alpha, t) \mapsto (s, \varphi, h)$  with  $h = s(\xi+t) - s(\xi)$  which is a diffeomorphism mapping  $\mathbb{R} \times S^1 \times ]-\delta_\xi, \delta_\xi[$  to the set

$$\Lambda_{\delta_\xi} = \{(s, \varphi, h) : |s| < R_E, \varphi \in [-\pi, \pi[, s(\xi(s) - \delta_\xi) < s+h < s(\xi(s) + \delta_\xi)\}$$

where  $\xi(s) = R \frac{s}{\sqrt{R_E^2 - s^2}}$  denotes the inverse of  $\xi \mapsto s(\xi)$ . Since  $R_E \leq R$ , one easily deduces that the derivative of  $\xi \mapsto s(\xi)$  satisfies  $|s'(\xi)| \leq 1$  such that  $\Lambda_{\delta_\xi} \subset ]-R_E, R_E[ \times S^1 \times ]-\delta_\xi, \delta_\xi[$ . Further, the transformation determinant of  $T$  is given by

$$|\det \nabla T(\xi, \alpha, t)| = \frac{R_E^2 R^4}{(\xi^2 + R^2)^{3/2} ((\xi+t)^2 + R^2)^{3/2}},$$

which is bounded from above by 1, again since  $R_E \leq R$ . For  $|\xi| < \frac{W}{2}$  and  $|t| < \frac{W}{2}$ , we obtain the lower bound  $|\det \nabla T(\xi, \alpha, t)| \geq R_E^6 / (W^2 + R^2)^3 > 0$  which holds in particular on the essential support of the integrand in (3.12). Thus, denoting by  $\gamma(s, \varphi, h) = \varphi(\xi(s) + t(s, h), \alpha(s, \varphi)) - \varphi$  where  $\alpha(s, \varphi) = \varphi + \arctan(\frac{\xi(s)}{R})$  and  $t(s, h) = \xi(s+h) - \xi(s)$ , we get, for some  $c > 0$  that

$$(3.13) \quad \int_{|t| \leq \delta_\xi} \omega_g(t, 0)^2 dt = \int_{\Lambda_{\delta_\xi}} \frac{|\mathcal{R}f(s+h, \varphi + \gamma(s, \varphi, h)) - \mathcal{R}f(s, \varphi)|^2}{|\det \nabla T(\xi(s), \alpha(s, \varphi), t(s, h))|} d(s, \varphi, h) \\ \leq c \int_{|h| \leq \delta_\xi} \int_{\mathbb{R}} \int_{[-\pi, \pi[} |\mathcal{R}f(s+h, \varphi + \gamma(s, \varphi, h)) - \mathcal{R}f(s, \varphi + \gamma(s, \varphi, h))|^2 d\varphi ds dh \\ + c \int_{\Lambda_{\delta_\xi}} |\mathcal{R}f(s, \varphi + \gamma(s, \varphi, h)) - \mathcal{R}f(s, \varphi)|^2 d(s, \varphi, h).$$

The first integral does not change when  $\varphi + \gamma(s, \varphi, h)$  is replaced by  $\varphi$  and thus amounts to  $\int_{|h| \leq \delta_\xi} \omega_{\mathcal{R}f}(h, 0)^2 dh$ . For the second integral, which only needs to be considered for  $|s| < 1$ , we change the coordinates according to  $(s, \varphi, h) \mapsto (s, \varphi, \gamma)$  where one computes  $\gamma = \gamma(s, \varphi, h) = \arctan(\frac{\xi(s)}{R}) - \arctan(\frac{\xi(s+h)}{R})$ . Clearly, this is a diffeomorphism between  $\Lambda_{\delta_\xi}$  and

$$\Lambda'_{\delta_\xi} = \{(s, \varphi, \gamma) : |s| < R_E, \varphi \in [-\pi, \pi[, \\ \arctan(\frac{\xi(s) - \delta_\xi}{R}) < \arctan(\frac{\xi(s)}{R}) - \gamma < \arctan(\frac{\xi(s) + \delta_\xi}{R})\}.$$

Also here, one can see that  $\Lambda'_{\delta_\xi} \subset ]-R_E, R_E[ \times S^1 \times ]-\delta'_\xi, \delta'_\xi[$  where  $\delta'_\xi = 2 \arctan(\frac{\delta_\xi}{2})$ . The transformation determinant can further be computed as  $\frac{R^2}{\xi(s+h)^2 + R^2} \frac{R_E^2}{(R_E^2 - (s+h)^2)^{3/2}}$

which is, for  $(s, \varphi, h) \in \Lambda_{\delta_\xi}$  with  $|s| < 1$ , bounded with a positive lower bound. Hence, we can estimate, for some  $c' > 0$ ,

$$(3.14) \quad \begin{aligned} & \int_{\Lambda_{\delta_\xi}} |\mathcal{R}f(s, \varphi + \gamma(s, \varphi, h)) - \mathcal{R}f(s, \varphi)|^2 d(s, \varphi, h) \\ & \leq c' \int_{|\gamma| \leq \delta'_\xi} \int_{|s| \leq 1} \int_{[-\pi, \pi[} |\mathcal{R}f(s, \varphi + \gamma) - \mathcal{R}f(s, \varphi)|^2 d\varphi ds d\gamma \\ & = c' \int_{|\gamma| \leq \delta'_\xi} \omega_{\mathcal{R}f}(0, \gamma)^2 d\gamma. \end{aligned}$$

Since  $\delta_\xi \leq 2(\sqrt{2}-1)$ , we have  $\delta'_\xi \leq \frac{\pi}{4}$ , so [Lemma 3.4](#) can be applied for each  $|\gamma| \leq \delta'_\xi$ . Combining this, [Lemma 2.4](#) as well as [\(3.13\)](#) and [\(3.14\)](#), and possibly enlarging  $c$  yields

$$\begin{aligned} \int_{|t| \leq \delta_\xi} \omega_g(t, 0)^2 dt & \leq c \left( \int_{|h| \leq \delta_\xi} |h| dh + \int_{|\gamma| \leq \delta'_\xi} |\gamma| |\log(|\gamma|)| d\gamma \right) \|f\|^2 \\ & \leq c(\delta_\xi^2 + (\delta'_\xi)^2 + (\delta'_\xi)^2 |\log(\delta'_\xi)|) \|f\|^2. \end{aligned}$$

As  $\delta_\xi \leq 2(\sqrt{2}-1) < 1$ , we can find  $c'' > 0$  independent of  $\delta_\xi$  such that  $1 \leq c'' |\log(\delta_\xi)|$ . With  $\delta'_\xi \leq \delta_\xi$  and possibly enlarging  $c$  once more, we arrive at the first estimate in [\(3.11\)](#).

Concerning the second estimate, we observe that the function given by  $\mu(\xi) = \frac{1}{\sqrt{\xi^2 + R^2}}$  is bounded and Lipschitz continuous in  $] -W, W[$ . Since we have

$$\begin{aligned} \mathcal{G}(\xi + t, \alpha) - \mathcal{G}(\xi, \alpha) & = \mu(\xi + t) \mathcal{F}f(\xi + t, \alpha) - \mu(\xi) \mathcal{F}f(\xi, \alpha) \\ & = (\mu(\xi + t) - \mu(\xi)) \mathcal{F}f(\xi + t, \alpha) - \mu(\xi) (\mathcal{F}f(\xi, \alpha) - \mathcal{F}f(\xi + t, \alpha)), \end{aligned}$$

we can find a  $c''' > 0$  such that  $\omega_{\bar{g}}(t, 0)^2 \leq c'''(t^2 \|g\|^2 + \omega_g(t, 0)^2)$ . Integration over  $|t| \leq \delta_\xi$ , estimating  $\|g\|^2 \leq \|\mathcal{F}\|^2 \|f\|^2$  and possibly enlarging  $c$  then leads to the second estimate of [\(3.11\)](#).

Finally, we observe that when  $R$  is bounded and  $R_E$  is bounded away from 1, then  $W$  stays bounded which enables us to choose  $c$  in each of the above steps in a bounded way.  $\square$

With these results we can consider a discretization in the offset parameter and approximation via an area integral resulting in

$$(3.15) \quad \begin{aligned} \mathcal{G}_{\delta_\xi} f(\xi, \alpha) & = \frac{1}{\delta_\xi^2} \sum_{p=1}^P \chi_{\Xi_p}(\xi) \int_{\mathbb{R}} w_{\delta_\xi}(t - \xi_p) \mathcal{G}f(t, \alpha) dt \\ & = \frac{1}{\delta_\xi^2} \sum_{p=1}^P \chi_{\Xi_p}(\xi) \int_{\Omega} w_{\delta_\xi} \left( \frac{x \cdot \vartheta(\alpha) R}{x \cdot \vartheta^\perp(\alpha) + R_E} - \xi_p \right) \frac{f(x)}{x \cdot \vartheta^\perp(\alpha) + R_E} dx. \end{aligned}$$

**LEMMA 3.6.** *For  $\delta_\xi \leq \frac{4}{3}(\sqrt{2}-1)$ , we have  $\|\mathcal{G} - \mathcal{G}_{\delta_\xi}\| \leq c\sqrt{\delta_\xi} |\log(\delta_\xi)|^{\frac{1}{2}}$  with the constant  $c$  being independent of  $\delta_\xi$ .*

*Proof.* The proof works out in a way that is analogous to the proof of [Lemma 2.5](#) up to the last line [\(2.13\)](#), leading to

$$\|\mathcal{G}f - \mathcal{G}_{\delta_\xi} f\|^2 \leq \frac{1}{\delta_\xi^2} \int_{|h| \leq \frac{3}{2}\delta_\xi} \omega_{\mathcal{G}f}(h, 0)^2 dh \leq \frac{9}{4} c \delta_\xi |\log(\frac{3}{2}\delta_\xi)| \|f\|^2,$$

the latter since  $\frac{3}{2}\delta_\xi \leq 2(\sqrt{2}-1)$  and consequently, [Lemma 3.5](#) can be applied. This implies the desired estimate.  $\square$

Next, we also discretize the angle dimension leading to

$$(3.16) \quad \begin{aligned} [\mathcal{G}_{\delta_\xi, \delta_\alpha} f](\xi, \alpha) &= \frac{1}{\delta_\xi^2} \sum_{p=1}^P \sum_{q=1}^Q \chi_{\Xi_p}(\xi) \chi_{\Phi_q}(\alpha) \int_{\mathbb{R}} w_{\delta_\xi}(t - \xi_p) \mathcal{G}f(t, \alpha_q) dt \\ &= \frac{1}{\delta_\xi^2} \sum_{p=1}^P \sum_{q=1}^Q \chi_{\Xi_p}(\xi) \chi_{\Phi_q}(\alpha) \int_{\Omega} w_{\delta_\xi} \left( \frac{x \cdot \vartheta_q R}{x \cdot \vartheta_q^\perp + R_E} - \xi_p \right) \frac{f(x)}{x \cdot \vartheta_q^\perp + R_E} dx. \end{aligned}$$

**LEMMA 3.7.** *For  $\delta_\xi \leq 1$ , we have  $\|\mathcal{G}_{\delta_\xi, \delta_\alpha} - \mathcal{G}_{\delta_\xi}\| \leq c \frac{\delta_\alpha}{\delta_\xi}$  for some constant  $c > 0$  independent of  $\delta_\xi$  and  $\delta_\alpha$  that remains bounded for  $R$  bounded and  $R_E$  bounded away from 1.*

*Proof.* The proof can be done analogous to the one for [Lemma 2.7](#) and leads to the estimation of

$$\left| w_{\delta_\xi} \left( \frac{x \cdot \vartheta_q R}{x \cdot \vartheta_q^\perp + R_E} - \xi_p \right) \frac{1}{x \cdot \vartheta_q^\perp + R_E} - w_{\delta_\xi} \left( \frac{x \cdot \vartheta R}{x \cdot \vartheta^\perp + R_E} - \xi_p \right) \frac{1}{x \cdot \vartheta^\perp + R_E} \right|$$

for fixed  $p$  and  $q$ ,  $\vartheta \in S^1$  and  $x \in \Omega$ . For this purpose, we see that the absolute value of the weak derivative of  $\vartheta \mapsto \frac{1}{x \cdot \vartheta^\perp + R_E} w_{\delta_\xi} \left( \frac{x \cdot \vartheta R}{x \cdot \vartheta^\perp + R_E} - \xi_p \right)$  can be bounded by  $c' = \frac{(R+1)^2}{(R_E-1)^3}$  for  $x \in \Omega$  on the stripe  $|\frac{x \cdot \vartheta R}{x \cdot \vartheta^\perp + R_E} - \xi_p| \leq \delta_\xi$  and vanishes for all other  $x \in \Omega$ . The area of the stripe can, in turn, roughly be estimated by  $R\delta_\xi$ , such that with the approach in the proof of [Lemma 2.7](#), the above function obeys the bound  $c'|\vartheta - \vartheta_q|$  and its integral over  $\Omega$  can be bounded by  $c'R\delta_\xi|\vartheta - \vartheta_q|$ . This leads to the estimate

$$\|\mathcal{G}_{\delta_\xi, \delta_\alpha} f(\xi_p, \cdot) - \mathcal{G}_{\delta_\xi} f(\xi_p, \cdot)\|^2 \leq \frac{(c')^2 R}{\delta_\xi^3} \left( \sum_{q=1}^Q \int_{S^1} |\vartheta - \vartheta_q|^2 d\vartheta \right) \|f\|^2,$$

and following the proof of [Lemma 2.7](#), to the desired statement. Observe that in particular,  $c' > 0$  stays bounded under the stated conditions, such that  $c > 0$  can also be chosen to remain bounded.  $\square$

Finally, we also discretize  $x \in \Omega$  leading to the discrete  $\mathcal{G}_{\delta_\xi, \delta_\alpha}^{\delta_x}$  in [\(3.10\)](#) and consider the corresponding discretization error.

**LEMMA 3.8.** *For  $\delta_\xi \leq 1$  and  $\delta_x < \sqrt{2}(R_E - 1)$ , we have  $\|\mathcal{G}_{\delta_\xi, \delta_\alpha}^{\delta_x} - \mathcal{G}_{\delta_\xi, \delta_\alpha}\| \leq c \sqrt{1 + \frac{\delta_x}{\delta_\xi} \frac{\delta_x}{\delta_\xi}}$  for some constant  $c > 0$  independent of  $\delta_\xi$  and  $\delta_x$  that remains bounded for  $R$  bounded,  $R_E$  bounded away from 1 and  $\delta_x$  bounded away from  $\sqrt{2}(R_E - 1)$ .*

*Proof.* Again, the proof follows in an analogous manner as [Lemma 2.8](#) but now, one has to estimate  $|v_{pq}(\Pi(x)) - v_{pq}(x)|$  for  $p, q$  fixed,

$$v_{pq}(x) = \frac{1}{x \cdot \vartheta_q^\perp + R_E} w_{\delta_\xi} \left( \frac{x \cdot \vartheta_q R}{x \cdot \vartheta_q^\perp + R_E} - \xi_p \right),$$

$x \in \Omega$  and  $\Pi(x)$  denoting the projection of  $x$  onto the set of all pixel centers  $x_{ij}$ . For this purpose, observe that the Euclidean norm of the weak derivative of  $v_{pq}$  also obeys

the bound  $c' = \frac{(R+1)^2}{(R_E-1-\delta_x/\sqrt{2})^3}$  on  $\Omega + B(0, \frac{\delta_x}{\sqrt{2}})$ . Pursuing the strategy of the proof of [Lemma 2.8](#), since the projection error obeys  $|\Pi(x) - x| \leq \frac{\delta_x}{\sqrt{2}}$ , the area of the stripe  $|\frac{x \cdot \vartheta R}{x \cdot \vartheta^{\perp} + R_E} - \xi_p| \leq \delta_\xi$  enlarged by a ball of radius  $\frac{\delta_x}{\sqrt{2}}$  within  $\Omega + B(0, \frac{\delta_x}{\sqrt{2}})$  has to be estimated. However, such an estimate is, for instance, given by

$$R\delta_\xi + \left( \sqrt{(\xi_p - \delta_\xi)^2 + R^2} + \sqrt{(\xi_p + \delta_\xi)^2 + R^2} + 2\delta_\xi \right) \frac{\delta_x}{\sqrt{2}} + \frac{3\pi}{4} \delta_x^2,$$

which can, in turn, be estimated by  $c''(\delta_\xi + \delta_x)$  for  $c'' > 0$  which only depends on  $R$ ,  $W$  and the bound  $\sqrt{2}(R_E - 1)$  on  $\delta_x$ . Following the proof of [Lemma 2.8](#), one obtains

$$\int_{\Omega} |v_{pq}(\Pi(x)) - v_{pq}(x)| dx \leq c(\delta_\xi + \delta_x)\delta_x$$

for a suitable  $c > 0$ . Further, for fixed  $x \in \Omega$ ,

$$\sum_{p=1}^P |v_{pq}(\Pi(x)) - v_{pq}(x)| \leq \sqrt{2}c'\delta_x$$

since the number of  $p$  for which the weak derivative of  $v_{pq}$  does not vanish in  $x$  is still at most 2. The latter two estimates suffice to carry out the proof analogous to [Lemma 2.8](#), leading to the desired estimate after possibly adjusting  $c$ . This constant can in particular be chosen bounded under the stated conditions.  $\square$

As the final step, we estimate the error between the operators  $\mathcal{M}$  and  $\mathcal{M}_{\delta_\xi}$ .

**LEMMA 3.9.** *We have  $\|\mathcal{M} - \mathcal{M}_{\delta_\xi}\| \leq c\delta_\xi$  where  $c > 0$  stays bounded whenever  $R$  stays bounded and  $R_E$  is bounded away from 1.*

*Proof.* The function  $\xi \mapsto \sqrt{\xi^2 + R^2}$  is Lipschitz continuous on  $] -\frac{W}{2}, \frac{W}{2} [$  with constant bounded by  $c = \frac{W}{\sqrt{W^2 + 4R^2}}$  such that for  $\xi \in \Xi_p$ , we obtain the estimate  $|\sqrt{\xi^2 + R^2} - \sqrt{\xi_p^2 + R^2}| \leq c\delta_\xi$ . Thus,

$$\|\mathcal{M} - \mathcal{M}_{\delta_\xi}\| = \sup_{\xi \in ] -\frac{W}{2}, \frac{W}{2} [} \left| \sum_{p=1}^P \left( \sqrt{\xi^2 + R^2} - \sqrt{\xi_p^2 + R^2} \right) \chi_{\Xi_p}(\xi) \right| \leq c\delta_\xi.$$

Since  $W$  is bounded under the stated conditions,  $c$  also remains bounded.  $\square$

Putting everything together allows us to derive convergence results for the approximate fanbeam transform  $\mathcal{F}_{\delta_\xi, \delta_\alpha}^{\delta_x}$  towards  $\mathcal{F}$  as well as for their respective adjoints.

**THEOREM 3.10.** *Let  $\delta_\xi \rightarrow 0$  and  $\frac{\delta_x}{\delta_\xi} \rightarrow 0$  and  $\frac{\delta_\alpha}{\delta_\xi} \rightarrow 0$ . Then,  $\|\mathcal{F} - \mathcal{F}_{\delta_\xi, \delta_\alpha}^{\delta_x}\| \rightarrow 0$  and  $\|\mathcal{F}^* - (\mathcal{F}_{\delta_\xi, \delta_\alpha}^{\delta_x})^*\| \rightarrow 0$ . If, additionally,  $\delta_\alpha = \mathcal{O}(\delta_\xi^{1+\epsilon})$  and  $\delta_x = \mathcal{O}(\delta_\xi^{1+\epsilon})$  for  $\epsilon \in ]0, \frac{1}{2}[$ , then  $\|\mathcal{F} - \mathcal{F}_{\delta_\xi, \delta_\alpha}^{\delta_x}\| = \mathcal{O}(\delta_\xi^\epsilon)$  and  $\|\mathcal{F}^* - (\mathcal{F}_{\delta_\xi, \delta_\alpha}^{\delta_x})^*\| = \mathcal{O}(\delta_\xi^\epsilon)$  where  $\delta_\xi \leq \frac{4}{3}(\sqrt{2} - 1)$  and  $\delta_x < \sqrt{2}(R_E - 1)$ .*

*Proof.* Combining [Lemmata 3.6, 3.7](#) and [3.8](#) analogously to the proof of [Theorem 2.9](#) yields  $\|\mathcal{G} - \mathcal{G}_{\delta_\xi, \delta_\alpha}^{\delta_x}\| \rightarrow 0$  and with the rate  $\mathcal{O}(\delta_\xi^\epsilon)$  in case the additional assumptions are satisfied, since  $\sqrt{\delta_\xi} |\log \xi|^{1/2} = \mathcal{O}(\delta_\xi^\epsilon)$  for  $\epsilon \in ]0, \frac{1}{2}[$ . Now, as

$$\|\mathcal{F} - \mathcal{F}_{\delta_\xi, \delta_\alpha}^{\delta_x}\| \leq \|\mathcal{M}_{\delta_\xi}\| \|\mathcal{G} - \mathcal{G}_{\delta_\xi, \delta_\alpha}^{\delta_x}\| + \|\mathcal{M} - \mathcal{M}_{\delta_\xi}\| \|\mathcal{G}\|$$

and  $\|\mathcal{M}_{\delta_\xi}\| \leq \frac{1}{2}\sqrt{W^2 + 4R^2}$ , the convergence to 0 as well as the rate directly follow with [Lemma 3.9](#). The statements for the adjoints are then immediate.  $\square$

*Remark 3.11.* Note that many of the statements in [Subsection 2.3](#) concerning the Radon transform with incomplete angle information can be adapted to the fanbeam setting. For instance, the convergence results for the fanbeam transform can be extended to the limited angle setting of [Subsection 2.3.1](#). A transfer to the sparse-angle fanbeam transform is, however, not possible with the above techniques. We nevertheless expect that a statement analogous to [Theorem 2.15](#) is true.

*Remark 3.12.* Faster convergence for functions with higher regularity analogous to [Theorem 2.12](#) can be shown in case  $\int_{|t| \leq \delta_\epsilon} \omega_g(t, 0)^2 dt \leq c\delta_\epsilon^{1+2\epsilon} \|f\|^2$  for  $g = \mathcal{F}f$  and some  $0 < \epsilon \leq 1$ . The restriction  $\epsilon < \frac{1}{2}$  appears in [Theorem 3.10](#) since [Lemma 3.5](#) only yields this estimate for such  $\epsilon$ . However, due to the factorizations  $\mathcal{F} = \mathcal{M}\mathcal{G}$  and  $\mathcal{F}_{\delta_\epsilon, \delta_\alpha}^{\delta_x} = \mathcal{M}_{\delta_\epsilon} \mathcal{G}_{\delta_\epsilon, \delta_\alpha}^{\delta_x}$  and the sharpness of [Lemma 3.9](#), the rate cannot improve beyond  $\epsilon = 1$  using the presented strategy.

**4. Numerical experiments.** In this section, we study the obtained approximation results numerically in terms of a concrete example. Particular focus lies on the impact of different strategies concerning the choice of the discretization parameters onto the degree of approximation. Our considerations focus on the Radon transform as the pixel-driven backprojection is numerically well understood, see e.g., [\[48\]](#).

We consider the function

$$(4.1) \quad f(x) = \chi_{B(0,r)} \quad \text{with} \quad [\mathcal{R}f](s, \varphi) = g(s, \varphi) = \begin{cases} \sqrt{r^2 - s^2} & \text{if } |s| \leq r, \\ 0 & \text{else,} \end{cases}$$

where  $r = 0.6$  and in particular, the transformed function does not depend on  $\varphi$  as  $f$  is rotationally invariant. The discrete Radon transform via [\(2.7\)](#) applied to the function  $f$  with respect to the discretization  $\delta = (\delta_s, \delta_\varphi, \delta_x) = (\frac{2}{N_s}, \frac{2\pi}{N_\varphi}, \frac{2}{N_x})$  is denoted by  $g^\delta(s, \varphi) = \sum_{p=1}^{N_s} \sum_{q=1}^{N_\varphi} \chi_{S_p}(s) \chi_{\Phi_q}(\varphi) g_{pq}^\delta$ , where  $P = N_s$  detectors,  $Q = N_\varphi$  uniformly distributed angles and  $N \times M = N_x \times N_x$  image pixels are used.

To quantitatively compare the effect of the approximation we consider the  $L^2$ -error between the continuous and discrete Radon transform applied to  $f$  whose square is computed via

$$\int_{[-\pi, \pi]} \int_{-1}^1 |g - g^\delta|^2 ds d\varphi = \|g - g^\delta\|^2 = \|g\|^2 + \|g^\delta\|^2 - 2\langle g, g^\delta \rangle.$$

Due to the explicit form of  $g$  and  $g^\delta$ , one computes

$$\begin{aligned} \|g\|^2 &= \frac{8\pi}{3} r^3 = 2\pi \sum_{p=1}^{N_s} \left[ \Pi_{[-r, r]}(s) r^2 - \frac{\Pi_{[-r, r]}(s)^3}{3} \right]_{s=s_p - \frac{\delta_s}{2}}^{s_p + \frac{\delta_s}{2}}, \quad \|g^\delta\|^2 = \sum_{p, q=1}^{N_s, N_\varphi} \delta_s \Delta_q |g_{pq}^\delta|^2, \\ \langle g, g^\delta \rangle &= \sum_{p, q=1}^{N_s, N_\varphi} \Delta_q g_{pq}^\delta \int_{S_p} g(s, \varphi) ds = \sum_{p, q=1}^{N_s, N_\varphi} \Delta_q g_{pq}^\delta (G(s_p + \frac{\delta_s}{2}) - G(s_p - \frac{\delta_s}{2})), \\ G(s) &= \frac{1}{2} \left( \Pi_{[-r, r]}(s) \sqrt{r^2 - \Pi_{[-r, r]}(s)^2} + r^2 \arcsin\left(\frac{\Pi_{[-r, r]}(s)}{r}\right) \right), \end{aligned}$$

where  $\Pi_{[-r, r]}$  is the projection onto  $[-r, r]$ , i.e.,  $\Pi_{[-r, r]}(s) = \min(r, \max(-r, s))$ , and  $G$  is an indefinite integral of  $s \mapsto g(s, \varphi)$  for a  $\varphi$ . This approach can also be adapted in a straightforward way to measure the  $L^2$ -error  $(\int_{-1}^1 |g(s, \varphi) - g^\delta(s, \varphi)|^2 ds)^{1/2}$  of the projection associated with a fixed angle  $\varphi \in [-\pi, \pi]$ .

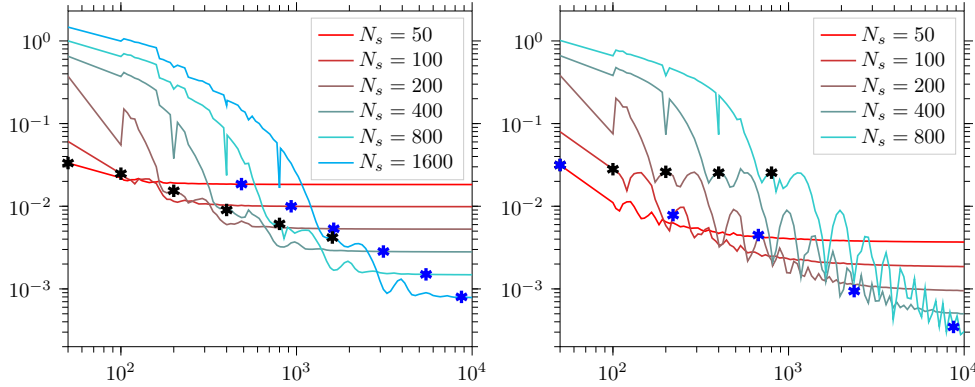


FIG. 3. Log-log plots of the  $L^2$ -errors for  $N_s$  detectors where  $N_s \in \{50, 100, 200, 400, 800, 1600\}$  (left:  $L^2$ -error of the sinogram, right: maximal  $L^2$ -error of each projection). The discretization level  $N = N_x = 10N_\varphi$  is plotted against the respective  $L^2$ -error. The black and blue asterisks mark the errors for the choices  $N = N_s$  and  $N = \frac{N_s^2}{90} + N_s$ , respectively.

Now, concerning the expected behavior of the  $L^2$ -error, it is possible to verify that for all  $\epsilon < 1$ , we have  $\omega_g(h, 0) = \mathcal{O}(|h|^\epsilon)$ . Hence, [Theorem 2.12](#) and [Theorem 2.15](#) guarantee convergence rates of  $\mathcal{O}(\delta_s^\epsilon)$  for each  $\epsilon < 1$  when choosing  $\delta_x = \mathcal{O}(\delta_s^2)$  and  $\delta_\varphi = \mathcal{O}(\delta_s^2)$  for both the discrete Radon transform as well as the sparse angle transform, while the choice  $\delta_x \sim \delta_s$ ,  $\delta_\varphi \sim \delta_s$  does not guarantee convergence. For this reason, we perform experiments for both choices.

[Figure 3](#) shows log-log plots of the  $L^2$ -errors for [\(4.1\)](#), where the  $L^2$ -error with respect to the whole sinogram domain and the maximal  $L^2$ -error of a single projection with respect to each discrete angle is plotted. Each plot corresponds to a fixed  $N_s$  and varying  $N$  such that  $N_x = N$  and  $N_\varphi = \frac{N}{10}$ . One can see that there is always a point where increasing  $N$  does no longer reduce the error, i.e., where the maximal accuracy that is possible for fixed  $N_s$  is reached. In [Figure 3](#), we also mark both the choice  $N \sim N_s^2$  and  $N \sim N_s$  on the plots. One can see that indeed, as predicted by the theory, in case of  $N \sim N_s^2$ , both the  $L^2$ -error on the whole sinogram domain as well as the maximal  $L^2$ -error of each projection vanish with some rate that can be identified to roughly correspond to  $\mathcal{O}(\delta_s)$ , which indeed appears to be the best convergence rate in this scenario. For the choice  $N \sim N_s$ , convergence is not guaranteed, however, the  $L^2$ -error on the sinogram domain still seems to vanish with some rate, presumably since the data  $f$  according to [\(4.1\)](#) does not reflect the worst case. In contrast, the maximal  $L^2$ -error of each projection apparently does not vanish, i.e., not satisfying the convergence assumption does indeed lead to non-convergence.

These observations can also be confirmed by examining the  $L^2$ -error on the whole sinogram domain in dependence of  $N_s$  for both choices  $N \sim N_s$  and  $N \sim N_s^2$ , see [Figure 4](#), where this error is plotted against  $N_s$  such that the convergence rates become apparent. Further, the non-convergence behavior for the maximal  $L^2$ -error of each projection is investigated in more detail in [Figure 5](#). There, comparison plots of the discrete projections corresponding to the maximal error (typically an angle that is an integer multiple of  $\frac{\pi}{2}$ ) are shown. In these plots, it becomes apparent that the error is dominated by high-frequency oscillations that remain constant for the choice  $N_x \sim N_s$ , but vanish, e.g., for the choice  $N_x \sim N_s^{3/2}$ . This confirms that with a

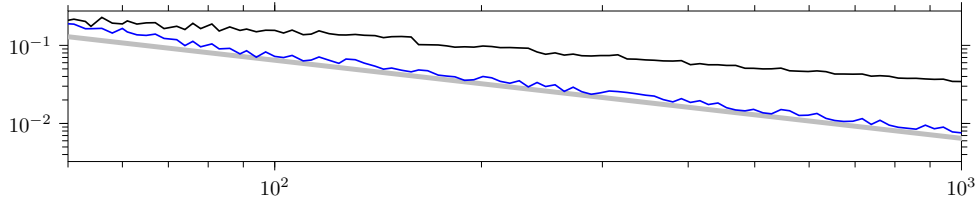


FIG. 4. Log-log plot of the  $L^2$ -error on the whole sinogram domain against the discretization level  $N_s$  for  $N_x = N_s$ ,  $N_\varphi = \frac{N_s}{10}$  (black) and  $N_x = \frac{N_s^2}{90} + N_s$ ,  $N_\varphi = \frac{N_s^2}{900} + \frac{N_s}{10}$  (blue). The gray line represents the convergence rate  $\mathcal{O}(\delta_s)$ .

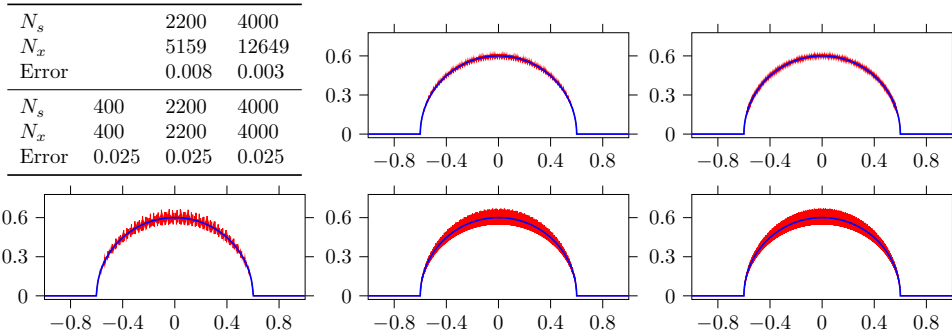


FIG. 5. Comparison plots for the continuous projection (blue) and the discrete projection corresponding to the maximal  $L^2$ -error (red) for convergent and non-convergent discretization parameter choice. The table summarizes the choice of  $N_s$  and  $N_x$  as well as the resulting error. The top row corresponds to the choice  $N_x \sim N_s^{3/2}$  while the bottom row corresponds to the choice  $N_x = N_s$ .

suitable parameter choice rule, the unwanted oscillatory behavior can be suppressed.

**5. Conclusion and outlook.** This work presents a novel rigorous analysis of pixel-driven approximations of the Radon transform and the backprojection. It is shown that this scheme leads to convergence in the operator norm  $L^2(B(0,1)) \rightarrow L^2(\mathbb{R} \times S^1)$  subject to suitably chosen discretization parameters  $\delta_s, \delta_\varphi, \delta_x$  such that the ratios of  $\delta_x$  and  $\delta_\varphi$  to  $\delta_s$  vanish. Moreover, in case of  $\delta_s \rightarrow 0$ ,  $\frac{\delta_x}{\delta_s} = \mathcal{O}(\delta_s^{1+\epsilon})$  and  $\frac{\delta_\varphi}{\delta_s} = \mathcal{O}(\delta_s^{1+\epsilon})$  with  $0 < \epsilon \leq \frac{1}{2}$ , the rate  $\mathcal{O}(\delta_s^\epsilon)$  in operator norm can be achieved. In particular, the analysis ensures convergence for asymptotically smaller image pixels than detector pixels which is in contrast to the common choice of using the same magnitude of discretization for detectors and image pixels. Furthermore, we obtain  $L^2$ -convergence for each projection of the pixel-driven sparse-angle Radon transform, given suitable parameter choice, and thus ensuring that high-frequency artifacts vanish in each projection. The mathematical scheme and analysis is extended to the fanbeam transform with analogous convergence results, showing that the basic concept of the discretization framework is applicable to a larger class of projection operators. Future works might extend this mathematical understanding to other projection operations, such as the conebeam transform or three-dimensional Radon transform [36]. Further practical experiments and investigations will also be necessary to fully understand the accuracy of pixel-driven methods.



## REFERENCES

- [1] H. AMMARI, *An introduction to mathematics of emerging biomedical imaging*, Springer, 2008.
- [2] A. H. ANDERSEN AND A. C. KAK, *Simultaneous Algebraic Reconstruction Technique (SART): A superior implementation of the ART algorithm*, *Ultrasonic Imaging*, 6 (1984), pp. 81–94.
- [3] A. AVERBUCH, R. COIFMAN, D. DONOHO, M. ISRAELI, Y. SHKOLNISKY, AND I. SEDELNIKOV, *A framework for discrete integral transformations II — The 2D discrete Radon transform*, *SIAM Journal on Scientific Computing*, 30 (2008), pp. 785–803.
- [4] A. AVERBUCH, R. R. COIFMAN, D. L. DONOHO, M. ISRAELI, AND J. WALDN, *Fast slant stack: A notion of Radon transform for data in a Cartesian grid which is rapidly computable, algebraically exact, geometrically faithful and invertible*. <http://www.cs.tau.ac.il/~amir1/PS/FastRadon042001.pdf>, 2001. Accessed 04/02/2020.
- [5] G. BEYLKIN, *Discrete Radon transform*, *IEEE Transactions on Acoustics, Speech and Signal Processing*, 35 (1987), pp. 162–172.
- [6] M. BRADY, *A fast discrete approximation algorithm for the Radon transform*, *SIAM Journal on Computing*, 27 (1998), pp. 107–119.
- [7] E. O. BRIGHAM, *The fast Fourier transform*, Englewood Cliffs, N.J.: Prentice-Hall, 1974.
- [8] A. CAMERON, A. SCHWOPE, AND S. VRIELMANN, *Astrotomography*, *Astronomische Nachrichten*, 325 (2004), pp. 179–180.
- [9] J.-L. CHEN, L. LI, L.-Y. WANG, A.-L. CAI, X.-Q. XI, H.-M. ZHANG, J.-X. LI, AND B. YAN, *Fast parallel algorithm for three-dimensional distance-driven model in iterative computed tomography reconstruction*, *Chinese Physics B*, 24 (2015), p. 028703.
- [10] B. DE MAN AND S. BASU, *Distance-driven projection and backprojection*, in 2002 IEEE Nuclear Science Symposium Conference Record, vol. 3, 2002, pp. 1477–1480.
- [11] S. R. DEANS, *The Radon Transform and Some of Its Applications*, Krieger Publishing Company, 1993.
- [12] B. DONG, J. LI, AND Z. SHEN, *X-ray CT image reconstruction via wavelet frame based regularization and Radon domain inpainting*, *Journal of Scientific Computing*, 54 (2013), pp. 333–349.
- [13] D. L. DONOHO, *Compressed sensing*, *IEEE Transactions on Information Theory*, 52 (2006), pp. 1289–1306.
- [14] P. DREIKE AND D. P. BOYD, *Convolution reconstruction of fan beam projections*, *Computer Graphics and Image Processing*, 5 (1976), pp. 459–469.
- [15] Y. DU, G. YU, X. XIANG, AND X. WANG, *GPU accelerated voxel-driven forward projection for iterative reconstruction of cone-beam CT*, *BioMedical Engineering OnLine*, 16 (2017), p. 2.
- [16] G. FOLLAND, *Real analysis: modern techniques and their applications*, Pure and applied mathematics, Wiley, 1984.
- [17] H. GAO, *Fast parallel algorithms for the x-ray transform and its adjoint*, *Medical Physics*, 39 (2012), pp. 7110–7120.
- [18] P. GILBERT, *Iterative methods for the three-dimensional reconstruction of an object from projections*, *Journal of Theoretical Biology*, 36 (1972), pp. 105–117.
- [19] R. GORDON, R. BENDER, AND G. T. HERMAN, *Algebraic reconstruction techniques (ART) for three-dimensional electron microscopy and X-ray photography*, *Journal of Theoretical Biology*, 29 (1970), pp. 471–481.
- [20] S. HA, H. LI, AND W. K. MUELLER, *Efficient area-based ray integration using summed area tables and regression models*, in The 4th International Conference on Image Formation in X-Ray Computed Tomography, 2016, pp. 507–510.
- [21] S. HA AND K. MUELLER, *A look-up table-based ray integration framework for 2-D/3-D forward and back projection in X-ray CT*, *IEEE Transactions on Medical Imaging*, 37 (2018), pp. 361–371.
- [22] G. HERMAN, A. LAKSHMINARAYANAN, AND A. NAPARSTEK, *Convolution reconstruction techniques for divergent beams*, *Computers in Biology and Medicine*, 6 (1976), pp. 259–271.
- [23] S. HORBELT, M. LIEBLING, AND M. UNSER, *Discretization of the Radon transform and of its inverse by spline convolutions*, *IEEE Transactions on Medical Imaging*, 21 (2002), pp. 363–376.
- [24] J. HSIEH, *Computed Tomography: Principles, Design, Artifacts, and Recent Advances*, WA: SPIE — The International Society for Optical Engineering, 2009.
- [25] R. HUBER, G. HABERFEHLNER, M. HOLLER, G. KOTHLEITNER, AND K. BREDIES, *Total generalized variation regularization for multi-modal electron tomography*, *Nanoscale*, 11 (2019), pp. 5617–5632.
- [26] X. JIA, Y. LOU, R. LI, W. Y. SONG, AND S. B. JIANG, *GPU-based fast cone beam CT reconstruction from undersampled and noisy projection data via total variation*, *Medical*

- Physics, 37 (2010), pp. 1757–1760.
- [27] E. L. JOHNSON, H. WANG, J. W. MCCORMICK, K. L. GREER, R. E. COLEMAN, AND R. J. JASZCZAK, *Pixel driven implementation of filtered backprojection for reconstruction of fan beam SPECT data using a position dependent effective projection bin length*, Physics in Medicine and Biology, 41 (1996), pp. 1439–1452.
- [28] A. KINGSTON, *Orthogonal discrete Radon transform over  $pn \times pn$  images*, Signal Processing, 86 (2006), pp. 2040–2050.
- [29] L. LANDWEBER, *An iteration formula for Fredholm integral equations of the first kind*, American Journal of Mathematics, 73 (1951), pp. 615–624.
- [30] S. J. LAROQUE, E. Y. SIDKY, AND X. PAN, *Accurate image reconstruction from few-view and limited-angle data in diffraction tomography*, Journal of the Optical Society of America A, 25 (2008), pp. 1772–1782.
- [31] R. K. LEARY AND P. A. MIDGLEY, *Analytical electron tomography*, MRS Bulletin, 41 (2016), pp. 531–536.
- [32] R. LIU, L. FU, B. DE MAN, AND H. YU, *GPU-based branchless distance-driven projection and backprojection*, IEEE Transactions on Computational Imaging, 3 (2017), pp. 617–632.
- [33] J. MAIRAL, F. BACH, AND J. PONCE, *Sparse modeling for image and vision processing*, Found. Trends. Comput. Graph. Vis., 8 (2014), pp. 85–283.
- [34] B. D. MAN AND S. BASU, *Distance-driven projection and backprojection in three dimensions*, Physics in Medicine and Biology, 49 (2004), pp. 2463–2475.
- [35] A. MARKOE, *Analytic Tomography*, Encyclopedia of Mathematics and its Applications, Cambridge University Press, 2006.
- [36] F. NATTERER, *The Mathematics of Computerized Tomography*, Society for Industrial and Applied Mathematics, Philadelphia, 2001.
- [37] T. M. PETERS, *Algorithms for fast back- and re-projection in computed tomography*, IEEE Transactions on Nuclear Science, 28 (1981), pp. 3641–3647.
- [38] Z. QIAO, G. REDLER, Z. GUI, Y. QIAN, B. EPEL, AND H. HALPERN, *Three novel accurate pixel-driven projection methods for 2D CT and 3D EPR imaging*, Journal of X-ray science and technology, 26 (2017), pp. 83–102.
- [39] J. RADON, *ber die Bestimmung von Funktionen durch ihre Integralwerte lngs gewisser Mannigfaltigkeiten*, Berichte ber die Verhandlungen der Kniglich-Schsischen Akademie der Wissenschaften zu Leipzig, Mathematisch-Physische Klasse, (1917), pp. 262–277.
- [40] N. RAWLINSON, S. POZGAY, AND S. FISHWICK, *Seismic tomography: A window into deep earth*, Physics of the Earth and Planetary Interiors, 178 (2010), pp. 101–135.
- [41] O. SCHERZER, M. GRASMAIR, H. GROSSAUER, M. HALTMEIER, AND F. LENZEN, *Variational Methods in Imaging*, Springer, 1 ed., 2008.
- [42] R. L. SIDDON, *Fast calculation of the exact radiological path for a three-dimensional CT array*, Medical Physics, 12 (1985), pp. 252–255.
- [43] E. M. STEIN, *Singular Integrals and Differentiability Properties of Functions*, Princeton University Press, 1970.
- [44] E. SUNDERMANN, F. JACOBS, M. CHRISTIAENS, B. DE SUTTER, AND I. LEMAHIEU, *A fast algorithm to calculate the exact radiological path through a pixel or voxel space*, Journal of Computing and Information Technology, 6 (1998), pp. 89–94.
- [45] C. SYBEN, M. MICHEN, B. STIMPEL, S. SEITZ, S. PLONER, AND A. K. MAIER, *PYRO-NN: Python reconstruction operators in neural networks*, Medical Physics, 46 (2019), pp. 5110–5115.
- [46] B. T. KELLEY AND V. MADISETTI, *The fast discrete Radon transform. I. Theory*, IEEE Transactions on Image Processing, 2 (1993), pp. 382–400.
- [47] M. N. WERNICK AND J. N. AARSVOLD, *Emission Tomography: The Fundamentals of PET and SPECT*, Academic Press, San Diego, 2004.
- [48] L. XIE, Y. HU, B. YAN, L. WANG, B. YANG, W. LIU, L. ZHANG, L. LUO, H. SHU, AND Y. CHEN, *An effective cuda parallelization of projection in iterative tomography reconstruction*, PLoS One, 10 (2015), p. e0142184.
- [49] G. ZENG AND G. GULLBERG, *A backprojection filtering algorithm for a spatially varying focal length collimator*, IEEE Transactions on Medical Imaging, 13 (1994), pp. 549–556.
- [50] G. L. ZENG AND G. T. GULLBERG, *A ray-driven backprojector for backprojection filtering and filtered backprojection algorithms*, in 1993 IEEE Conference Record Nuclear Science Symposium and Medical Imaging Conference, 1993, pp. 1199–1201.
- [51] G. L. ZENG AND G. T. GULLBERG, *Unmatched projector/backprojector pairs in an iterative reconstruction algorithm*, IEEE Transactions on Medical Imaging, 19 (2000), pp. 548–555.
- [52] W. ZHUANG, S. S. GOPAL, AND T. J. HEBERT, *Numerical evaluation of methods for computing tomographic projections*, IEEE Transactions on Nuclear Science, 41 (1994), pp. 1660–1665.

**Appendix A. Proof of Lemma 3.4.** In an analogous fashion to the proof of Lemma 2.4, we will estimate  $\|\mathcal{R}^*\mathcal{R} - \mathcal{R}^*T_{0,\gamma}\mathcal{R}\|$ , where  $T_{0,\gamma}$  is a translation of the second argument by  $\gamma \in \mathbb{R}$ . In order to do so, one computes for  $f \in L^2(\Omega)$  and  $x \in B(0, 1)$ , denoting by  $A_\gamma x$  the rotation of  $x$  by the angle  $\gamma$ ,

$$\begin{aligned} [\mathcal{R}^*T_{0,\gamma}\mathcal{R}f](x) &= \int_{[-\pi,\pi[} \int_{\mathbb{R}} f((x \cdot \vartheta(\varphi))\vartheta(\varphi + \gamma) + t\vartheta(\varphi + \gamma)^\perp) dt d\varphi \\ &= \int_{[-\pi,\pi[} \int_{\mathbb{R}} f(A_\gamma x + t\vartheta(\varphi)^\perp) dt d\varphi = \int_{\Omega} \frac{2}{|A_\gamma x - y|} f(y) dy \\ &= 2 \int_{\Omega} k_\gamma(x, y) f(y) dy, \end{aligned}$$

where we used polar coordinates centered around  $A_\gamma x$  and set  $k_\gamma(x, y) = \frac{1}{|A_\gamma x - y|}$ . Arguing along the lines of Lemma 2.4 and employing the Cauchy–Schwarz estimate then leads to

$$\omega_g(0, \gamma)^2 \leq \|\mathcal{R}^*\mathcal{R} - \mathcal{R}^*T_{0,\gamma}\mathcal{R}\| \|f\|^2 \quad \text{and} \quad \|\mathcal{R}^*\mathcal{R} - \mathcal{R}^*T_{0,\gamma}\mathcal{R}\| \leq 2\sqrt{M_1(\gamma)M_2(\gamma)},$$

where

$$M_1(\gamma) = \sup_{x \in \Omega} \int_{\Omega} |k_0(x, y) - k_\gamma(x, y)| dy, \quad M_2(\gamma) = \sup_{y \in \Omega} \int_{\Omega} |k_0(x, y) - k_\gamma(x, y)| dx.$$

In the following, we show that both  $M_1(\gamma)$  and  $M_2(\gamma)$  are  $\mathcal{O}(|\gamma \log(|\gamma|)|)$  for  $|\gamma| \leq \frac{\pi}{4}$  which yields the claim.

Let us first estimate  $M_1(\gamma)$ . Fix  $x \in \Omega$  and note that for  $y \in \Omega$  such that  $|x - y| \leq |A_\gamma x - y|$ , we can estimate, using the triangle inequality and convexity of  $t \mapsto t^{-1}$  on the positive axis,

$$\left| \frac{1}{|x - y|} - \frac{1}{|A_\gamma x - y|} \right| \leq \frac{1}{|x - y|} - \frac{1}{|x - y| + |A_\gamma x - x|} \leq \frac{|A_\gamma x - x|}{|x - y|^2}.$$

Now,  $\Omega \subset B(x, 2)$  such that with  $d_x(\gamma) = |A_\gamma x - x| \leq 2$ , we get

$$\begin{aligned} & \int_{\{y \in \Omega : |x - y| \leq |A_\gamma x - y|\}} |k_0(x, y) - k_\gamma(x, y)| dy \\ & \leq \int_{B(x, d_x(\gamma))} \frac{1}{|x - y|} dy + \int_{B(x, 2) \setminus B(x, d_x(\gamma))} \frac{d_x(\gamma)}{|x - y|^2} dy \\ & \leq 2\pi d_x(\gamma) (1 + \log(2) - \log(d_x(\gamma))) = -2\pi d_x(\gamma) \log\left(\frac{d_x(\gamma)}{2e}\right). \end{aligned}$$

The integral on the set of  $y \in \Omega$  where  $|A_\gamma x - y| \leq |x - y|$  can be estimated analogously with the same estimate. We have  $d_x(\gamma) \leq \sqrt{2(1 - \cos(\gamma))} \leq |\gamma|$ , such that for  $|\gamma| \leq 1$ , by monotonicity of  $t \mapsto -t \log(t/(2e))$  on  $]0, 2]$ , one obtains

$$M_1(\gamma) \leq \sup_{x \in \Omega} -4\pi d_x(\gamma) \log\left(\frac{d_x(\gamma)}{2e}\right) \leq 4\pi \left| \gamma \log\left(\frac{|\gamma|}{2e}\right) \right| = 4\pi |\gamma| (1 + \log(2) + |\log(|\gamma|)|).$$

Further restricting  $|\gamma| \leq \frac{\pi}{4} < 1$  gives  $1 + \log(2) \leq c_0 |\log(|\gamma|)|$  for some  $c_0 > 0$  independent of  $\gamma$ , so we finally obtain  $M_1(\gamma) \leq c |\gamma \log(|\gamma|)|$  for some  $c > 0$ .

For the remaining estimate of  $M_2(\gamma)$ , note that  $|A_\gamma x - y| = |x - A_{-\gamma} y|$  since rotations leave norms unchanged. Therefore,  $k_\gamma(x, y) = k_{-\gamma}(y, x)$  and consequently,  $M_2(\gamma) = M_1(-\gamma)$ , so the claimed rate follows immediately.  $\square$