

Duality between Approximate Bayesian Methods and Prior Robustness

Chaitanya Joshi, Fabrizio Ruggeri

April 1, 2020

Abstract

In this paper we show that there is a link between approximate Bayesian methods and prior robustness. We show that what is typically recognized as an approximation to the likelihood, either due to the simulated data as in the Approximate Bayesian Computation (ABC) methods or due to the functional approximation to the likelihood, can instead also be viewed upon as an implicit exercise in prior robustness. We first define two new classes of priors for the cases where the sufficient statistics is available, establish their mathematical properties and show, for a simple illustrative example, that these classes of priors can also be used to obtain the posterior distribution that would be obtained by implementing ABC. We then generalize and define two further classes of priors that are applicable in very general scenarios; one where the sufficient statistics is not available and another where the likelihood is approximated using a functional approximation. We then discuss the interpretation and elicitation aspects of the classes proposed here as well as their potential applications and possible computational benefits. These classes establish the duality between approximate Bayesian inference and prior robustness for a wide category of Bayesian inference methods.

Keywords: Prior robustness; Approximate Bayesian Computation (ABC); Approximate Bayesian methods.

1 Introduction

Bayesian analysis on complex models often involves approximations to the likelihood, either because it is necessary or else because it is convenient or computationally efficient. Some of the more widely known approximation methods include the Approximate Bayesian Computation (ABC) methods (Pritchard et al. (1999), Marin et al. (2012)), but also the Integrated Nested Laplace Approximation (INLA) (Rue et al. (2009)), Variational Bayes methods (Jordan et al. (1999)), pseudo-likelihood (Besag (1975)), synthetic likelihood (Wood (2010)) and Expectation Propagation (Minka (2001)). A sig-

nificant research effort has been targeted at developing modifications to improve the approximations (see, for example, Marjoram et al. (2003), Marin et al. (2012), Fearnhead and Prangle (2012), Martins et al. (2013)) as well as studying how such an approximation may affect the accuracy of the posterior distribution thus obtained (Geweke (2004), Cook et al. (2006), Fearnhead and Prangle (2012), Prangle et al. (2014), Yao et al. (2018) and Lee et al. (2019)).

In this paper, we propose a different way of looking at such approximations. We show that there is a duality between distortion to the likelihood and distortion to the prior. Being prepared to admit a distorted (approximated) likelihood is equivalent to being prepared to accept a distorted posterior. We argue then that the same distorted posterior can, in fact, be obtained by using the *true* likelihood and a distorted prior distribution instead. That is, for every distorted likelihood, there exists a distorted prior distribution in the sense that

$$\textit{distorted likelihood} \times \textit{true prior} \propto \textit{true likelihood} \times \textit{distorted prior}.$$

Therefore, an exercise in approximate Bayesian methods can instead be viewed as an exercise in Bayesian prior robustness.

We start by focusing on the ABC methods and show how implementing an ABC approach is equivalent to instead performing a prior robustness analysis, where one uses prior distributions from the new classes of priors that we will define. We start by assuming that the sufficient statistic is available and then generalize to a more practical situation where it isn't. We then sketch a further generalization to show how a class of prior distributions can be established for other approximation methods that instead use functional approximations to the likelihood.

Let $\pi(\theta)$, $\theta \in \Theta \subseteq \mathbb{R}^n$, be an n -dimensional prior distribution, $f(\mathbf{x}|\theta)$ the likelihood having observed a given data \mathbf{x} and $\pi(\theta|\mathbf{x})$ be the corresponding posterior distribution. So that, we have,

$$\pi(\theta|\mathbf{x}) \propto \pi(\theta)f(\mathbf{x}|\theta) \propto \pi(\theta)g(s(\mathbf{x})|\theta),$$

where $S(\cdot)$ is a sufficient statistics for θ and using the factorization theorem.

For observed data \mathbf{x}^o , a typical ABC implementation accepts a particular sample value of θ' if the sufficient statistics of the data \mathbf{x}' simulated using $\theta' \sim \pi(\theta)$ is within an ϵ -neighborhood of $s(\mathbf{x}^o)$, $\epsilon > 0$. That is, $s(\mathbf{x}') \in (s(\mathbf{x}^o) - \epsilon, s(\mathbf{x}^o) + \epsilon)$. In this paper, we show that this process can be viewed as an implicit exercise in prior robustness. This is because the posterior distribution obtained using \mathbf{x}' can also be obtained by using the original data \mathbf{x}^o and a new prior π' . We derive two new classes of priors: one for the general case applicable to any likelihood and prior and one specifically when the likelihood belongs to the exponential family and the prior is from

a conjugate distribution. We call these classes the *ABC class of priors* and the *ABC-E class of priors* respectively.

The rest of the paper is organized as follows. In Section 2, we establish the ABC class of priors, discuss its mathematical properties and illustrate using two simple examples. In Section 3 we establish the ABC-E class of priors and its link with the ABC class of priors and also illustrate using examples. Section 4 provides importance sampling algorithms to sample from the prior distributions that belong to the ABC class of priors as well as another one to sample from the posterior distribution obtained when using the prior distribution from the ABC class. Here, we also show how the posterior obtained using an ABC method can also be obtained by instead sampling from the posterior distributions corresponding to the prior distributions from the ABC class. We then generalize to define two further classes of priors in Section 5: the ABC-G class when the sufficient statistics is not available and the AB class when other approximate Bayesian methods that employ functional approximations to the likelihood are used. Finally, in Section 6, we conclude with a discussion on the elicitation and interpretation of the new classes of priors as well as their possible applications and possible computational advantages.

2 ABC class of priors: General case

For simulated data \mathbf{x}' , we have that

$$\pi(\theta|\mathbf{x}') \propto \pi(\theta)g(s(\mathbf{x}')|\theta).$$

Theorem 1 shows that the same posterior can be obtained by using the observed data \mathbf{x}^0 and a different prior distribution $\dot{\pi}$.

Theorem 1. *For one-dimensional θ and $s(\mathbf{x})$ and for simulated data \mathbf{x}' , $\pi(\theta|\mathbf{x}') \propto \dot{\pi}(\theta)g(s(\mathbf{x}^0)|\theta)$.*

Proof. We have that,

$$\pi(\theta|\mathbf{x}') \propto \pi(\theta)g(s(\mathbf{x}')|\theta) \propto \pi(\theta) \exp[\log[g(s(\mathbf{x}')|\theta)]]. \quad (1)$$

Approximating $\log[g(s(\mathbf{x}')|\theta)]$ using Taylor's approximation around $\log[g(s(\mathbf{x}^0)|\theta)]$ we get

$$\begin{aligned} \log[g(s(\mathbf{x}')|\theta)] &= \log[g(s(\mathbf{x}^0)|\theta)] + \frac{d \log[g(s(\mathbf{x})|\theta)]}{ds(\mathbf{x})} \Big|_{\mathbf{x}=\mathbf{x}^0} [s(\mathbf{x}') - s(\mathbf{x}^0)] + e \\ &= \log[g(s(\mathbf{x}^0)|\theta)] + \frac{g'(s(\mathbf{x}^0)|\theta)}{g(s(\mathbf{x}^0)|\theta)} [s(\mathbf{x}') - s(\mathbf{x}^0)] + e, \end{aligned} \quad (2)$$

where, $e = o[s(\mathbf{x}') - s(\mathbf{x}^0)]$. Using (1) and (2),

$$\begin{aligned} \pi(\theta|\mathbf{x}') &\propto \pi(\theta)g(s(\mathbf{x}^0)|\theta) \exp \left[\frac{g'(s(\mathbf{x}^0)|\theta)}{g(s(\mathbf{x}^0)|\theta)} [s(\mathbf{x}') - s(\mathbf{x}^0)] + e \right] \\ &\propto \dot{\pi}(\theta)g(s(\mathbf{x}^0)|\theta), \end{aligned} \quad (3)$$

where,

$$\hat{\pi}(\theta) \propto \pi(\theta) \exp \left[\frac{g'(s(\mathbf{x}^0)|\theta)}{g(s(\mathbf{x}^0)|\theta)} [s(\mathbf{x}') - s(\mathbf{x}^0)] + e \right].$$

□

ABC involves accepting $\theta' \sim \pi(\theta)$ if $s(\mathbf{x}') \in (s(\mathbf{x}^0) - \epsilon, s(\mathbf{x}^0) + \epsilon)$. Note that $\frac{g'(s(\mathbf{x}^0)|\theta)}{g(s(\mathbf{x}^0)|\theta)}$ is a function of θ alone and let it be denoted by $h(\theta)$. Then, for any $|t| = |s(\mathbf{x}') - s(\mathbf{x}^0)| \leq \epsilon$ and after ignoring the remainder term $o(t)$, we have an approximation

$$\begin{aligned} \pi'(\theta) &\propto \pi(\theta) \exp [h(\theta) \times t], \\ &= \frac{\pi(\theta) \exp [h(\theta) \times t]}{\int \pi(\theta) \exp [h(\theta) \times t] d\theta}, \\ &= \frac{\pi(\theta) \exp [h(\theta) \times t]}{E_\pi [\exp [h(\theta) \times t]]}, \end{aligned} \quad (4)$$

Thus, for every accepted θ' , we can find $\pi'(\cdot)$ using (4). We define the ABC class of priors for parameter ϵ as

$$\Gamma_\epsilon = \left\{ \pi'(\cdot) : \pi'(\theta, t) = \frac{\pi(\theta) \exp [h(\theta) \times t]}{E_\pi [\exp [h(\theta) \times t]]}, 0 < |t| \leq \epsilon \right\}. \quad (5)$$

Note that since we have ignored the remainder term, Γ_ϵ is a class of approximate prior distributions. For n -dimensional θ and m -dimensional $\mathbf{s} = \{s_1, s_2, \dots, s_m\}$, $m \geq n$, a similar result can be obtained using the multivariate Taylor series approximation. We state this in Theorem 2 without proof.

Theorem 2. For n -dimensional θ , m -dimensional $\mathbf{s} = \{s_1, s_2, \dots, s_m\}$, $m \geq n$ and for simulated data \mathbf{x}' , $\pi(\theta|\mathbf{x}') \propto \pi'(\theta)g(s(\mathbf{x}^0)|\theta)$, where,

$$\pi'(\theta) \propto \pi(\theta) \exp \left[\sum_{k=1}^m \frac{g_k}{g(\mathbf{s}(\mathbf{x}^0), \theta)} [s_k(\mathbf{x}') - s_k(\mathbf{x}^0)] + e \right],$$

where $g_k = \frac{\partial \log g(\mathbf{s}(\mathbf{x}^0), \theta)}{\partial s_k(\mathbf{x}^0), \theta}$ and $e = o[s_k(\mathbf{x}') - s_k(\mathbf{x}^0)]$.

In the multivariate case, the ABC class of priors is defined as

$$\Gamma_\epsilon = \left\{ \pi'(\cdot) : \pi'(\theta, \mathbf{t}) = \frac{\pi(\theta) \exp [\sum_k h_k(\theta) \times t_k]}{E_\pi [\exp [\sum_k h_k(\theta) \times t_k]]}, 0 < |\mathbf{t}| \leq \epsilon \right\}, \quad (6)$$

where $h_k(\theta) = \frac{g_k}{g(\mathbf{s}(\mathbf{x}^0), \theta)}$, $\mathbf{t} = (t_1, t_2, \dots, t_m)$ and $\epsilon = (\epsilon_1, \epsilon_2, \dots, \epsilon_m)$.

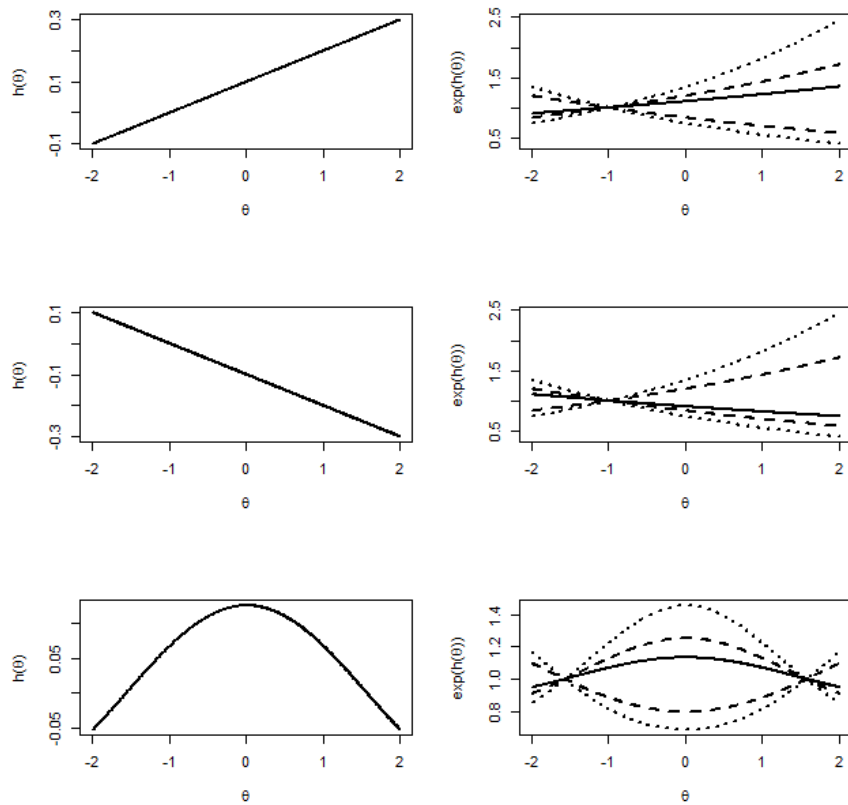


Figure 1: Illustrates the monotonicity of $\exp[h(\theta) \times t]$ in t for three different types of $h(\theta)$ (*left column*)— *increasing*, *decreasing* and *non-monotonic*. In each case, the *right column* plots the function $\exp[h(\theta)]$ (*solid line*), the functions $\exp[h(\theta) \times \pm \epsilon]$ for $\epsilon = \pm 1.8$ (*dashed lines*) and the functions $\exp[h(\theta) \times \pm \epsilon]$ for $\epsilon = \pm 3$ (*dotted lines*).

2.1 Properties of Γ_ϵ

We now look at some of the properties of the ABC class of priors. For the sake of simplicity, we discuss the monotonicity and the topological properties for the one dimensional case only. However, it can be easily seen that they extend to the multivariate case also.

Figure 1 illustrates that (irrespective of whether $h(\theta)$ is monotonic or not), the bands generated by $\exp[h(\theta) \times \pm\epsilon]$ are always monotonic in ϵ . This property is important because it allows us to show that Γ_ϵ is a class of prior distributions in the topological sense. As a side note, also observe that while the bands converge to 1 as $g'(\theta)$ converges to 0, this is the derivative of g w.r.t $s(\mathbf{x})$ taking value 0 for some value/s of θ and is merely a mathematical artifact.

1. Monotonicity: The ABC class of priors is monotonic in ϵ . For any $0 < \epsilon_1 < \epsilon_2$, $\pi' \in \Gamma_{\epsilon_1} \Rightarrow \pi' \in \Gamma_{\epsilon_2}$ and therefore $\Gamma_{\epsilon_1} \subset \Gamma_{\epsilon_2}$. Also, notice that as $\epsilon \downarrow 0$, $\Gamma_\epsilon \downarrow \pi$.

2. Topological properties: An implication of monotonicity is that we can establish that Γ_ϵ forms a topological space of prior distributions. Let $0 < e_1 < e_2 < \dots < \epsilon$ be an increasing sequence of arbitrary length and let $\Gamma_{e_1}, \Gamma_{e_2}, \dots$ be the ABC classes of priors defined for the corresponding threshold levels. Since $\pi' \in \Gamma_{e_i} \Rightarrow \pi' \in \Gamma_{e_j}, \forall i, j : e_i < e_j$, it can be seen that $\Gamma_{e_1} \subset \Gamma_{e_2} \subset \dots \subset \Gamma_\epsilon$. This implies that $\bigcup_{e_i < \epsilon} \Gamma_{e_i} = \Gamma_\epsilon$. Also, for any $e_1 < e_2 < \dots < e_n$, $\Gamma_{e_1} \cap \Gamma_{e_2} \cap \dots \cap \Gamma_{e_n} = \Gamma_{e_1}$.

Theorem 3. *The ABC class of priors Γ_ϵ is a topological space.*

Proof. Given $\epsilon > 0$, Γ_e , for any $0 \leq e \leq \epsilon$ denotes a subset of Γ_ϵ . For $e = 0$, $\Gamma_0 = \emptyset$.

Let \mathcal{T}_Γ be a collection of subsets of Γ_ϵ such that $\Gamma_e \in \mathcal{T}_\Gamma, \forall 0 \leq e \leq \epsilon$. Then we have that $\emptyset \in \mathcal{T}_\Gamma$ and $\Gamma_\epsilon \in \mathcal{T}_\Gamma$. Also $\bigcup_e \Gamma_e \in \mathcal{T}_\Gamma$ and, for any $e_1 < e_2 < \dots < e_n$, $\Gamma_{e_1} \cap \Gamma_{e_2} \cap \dots \cap \Gamma_{e_n} \in \mathcal{T}_\Gamma$. Thus \mathcal{T}_Γ defines a topology on Γ_ϵ . \square

Although we are in the space of probability distributions, thanks to the way π' are defined, the topology on π' is the same as that on $\exp[h(\theta) \times t]$, which, in turn, is the same as the topology on the Euclidean space. Thus, Γ_ϵ inherits all the nice topological properties of the Euclidean space including compactness.

3. Weighted band of priors: We can show that this class is, in fact, a special case of a more general class of multivariate priors recently proposed, namely, the *weighted band of priors*. The use of weight functions to modify

distributions is not new. Weighted distributions were first introduced by Fisher (1934) and explicitly defined and studied by Rao (1963) and Rao (1985). Bayarri and Berger (1998) introduced non-parametric classes of weight functions to study the robustness of the posterior functionals when the data sampling is modified using a weight function belonging to the said classes. Recently, Ruggeri et al. (2020) have introduced a new class of multivariate prior distributions based on the weighted distributions called the weighted band of priors. Let π be a specific *multivariate total positivity of order 2* (MTP2) prior belief. Then the weighted band $\Gamma_{w_1, w_2, \pi}$ associated with π based on w_1 and w_2 , a decreasing weight function and an increasing weight function, respectively, is defined as

$$\Gamma_{w_1, w_2, \pi} = \{\pi' : \pi_{w_1} \leq_{lr} \pi' \leq_{lr} \pi_{w_2}\},$$

where,

$$\pi_{w_1} = \frac{\pi(\theta)w_1(\theta)}{E_\pi[w_1(\theta)]} \text{ and } \pi_{w_2} = \frac{\pi(\theta)w_2(\theta)}{E_\pi[w_2(\theta)]}, \forall \theta \in \Theta \subseteq \mathbb{R}^n.$$

Let $w_{\mathbf{t}}(\theta) = \exp[\sum_k h_k(\theta) \times t_k]$. Then, $\pi'(\theta)$ in (6) can be written as

$$\pi'(\theta) = \frac{\pi(\theta)w_{\mathbf{t}}(\theta)}{E_\pi[w_{\mathbf{t}}(\theta)]} \quad (7)$$

This shows that the ABC class of priors is a special case of the weighted band of priors where each member of the class takes the above form and where the weight function is defined as above. So far, we have not needed to make the MTP2 assumption on π for the ABC class, however, we will need to do so in order to establish the ordering of the members when θ is multivariate.

Establishing that Γ_ϵ is a topological space is not sufficient to establish the ordering within the space. For example, we are not yet able to say that $\exp[h(\theta) \times -\epsilon]$ is (*say*) the *lower bound* and $\exp[h(\theta) \times +\epsilon]$ is (*say*) the *upper bound* of Γ_ϵ . To do so, we will start by recalling the definition of *likelihood ratio ordering*.

4. Stochastic ordering: For one dimensional θ , let $\pi_1(\theta)$ and $\pi_2(\theta)$ be two densities that are absolutely continuous w.r.t. the Lebesgue measure. Then, $\pi_1(\theta)$ is said to be smaller than $\pi_2(\theta)$ in the likelihood ratio order sense — and denoted $\pi_1(\theta) \leq_{lr} \pi_2(\theta)$ — if the ratio $\pi_2(\theta)/\pi_1(\theta)$ increases over the union of supports of the two densities. This implies that $\pi_2(\theta)$ corresponds to a random variable that takes larger values than the random variable that corresponds to $\pi_1(\theta)$. For further details on the likelihood ratio ordering, please refer to Karlin and Rinott (1980), Müller and Stoyan (2002) and Shaked and Shanthikumar (2007).

Theorem 4. For univariate θ , if $h(\theta)$ is monotonic in θ then the likelihood ratio order can be established inside the Γ_ϵ .

Proof. First, note that from (5) and ignoring the normalizing constant,

$$\frac{\pi'_t(\theta)}{\pi(\theta)} \propto \exp [h(\theta) \times t], \quad (8)$$

where, subscript t is now used to explicitly denote the value of t being considered for the sake of clarity.

Let's first consider the case that $h(\theta)$ is monotonic increasing. Then (8) implies that

- $\pi'_t(\theta)/\pi(\theta)$ is increasing $\forall t > 0, \Rightarrow \pi'_t(\theta) \geq_{lr} \pi(\theta)$,
- $\pi'_{-t}(\theta)/\pi(\theta)$ is decreasing $\forall t > 0, \Rightarrow \pi'_{-t}(\theta) \leq_{lr} \pi(\theta)$,
- $\pi'_{t_2}(\theta)/\pi'_{t_1}(\theta)$ is increasing $\forall t_2 > t_1 > 0 \Rightarrow \pi'_{t_2}(\theta) \geq_{lr} \pi'_{t_1}(\theta)$ and substituting $t_2 = \epsilon$ implies that $\pi'_\epsilon(\theta) \geq_{lr} \pi'_t(\theta), \forall t < \epsilon$, and
- $\pi'_{t_2}(\theta)/\pi'_{t_1}(\theta)$ is decreasing $\forall t_1 > t_2 \Rightarrow \pi'_{t_2}(\theta) \leq_{lr} \pi'_{t_1}(\theta)$ and substituting $t_2 = -\epsilon$ implies that $\pi'_{-\epsilon}(\theta) \leq_{lr} \pi'_t(\theta), \forall t > -\epsilon$.

Thus, when $h(\theta)$ is monotonic increasing we can not only establish that $\pi'_\epsilon(\theta)$ and $\pi'_{-\epsilon}(\theta)$ are the upper and the lower bounds of Γ_ϵ , respectively, but also establish an ordering for all infinitely many elements within that class.

Similarly, it can be seen that when $h(\theta)$ is monotonic decreasing we can establish that $\pi'_\epsilon(\theta)$ and $\pi'_{-\epsilon}(\theta)$ are the lower and the upper bounds of Γ_ϵ , respectively and also establish an ordering for every element inside the class, only that the ordering will be exactly reversed in this case. \square

For multivariate θ , however, it is not straightforward to show the likelihood ratio ordering and one needs to assume that the prior density π is MTP2. This means that for any $\theta, \theta' \in \Theta$, π satisfies the following condition:

$$\pi(\theta) \times \pi(\theta') \leq \pi(\theta \vee \theta') \times \pi(\theta \wedge \theta'),$$

where \vee and \wedge denote the component-wise minimum and maximum respectively. Just like for the lr order, for further details on the MTP2 ordering, please refer to Karlin and Rinott (1980), Müller and Stoyan (2002) and Shaked and Shanthikumar (2007).

Ruggeri et al. (2020) prove (Lemma 2.8 in their paper) that if π is a specific MTP2 prior distribution and w is an increasing (decreasing) weight function, then $\pi \leq_{lr} (\geq_{lr}) \pi_w$. We can use that result to prove the following.

Theorem 5. For multivariate θ , let π be a MTP2 prior distribution. If $h_k(\theta)$ is increasing in θ for each $k = 1, \dots, n$, or if $h_k(\theta)$ is decreasing in θ for each $k = 1, \dots, n$, then the likelihood ratio order can be established inside the Γ_ϵ .

Proof. Given the result proved in Lemma 2.8 of Ruggeri et al. (2020), all that is needed to be done is to establish the existence of the appropriate increasing and decreasing functions for Γ_ϵ . This is done using arguments similar to the proof of Theorem 4. First we assume that all h'_k s are increasing. Then $\sum_k h_k(\theta) \times t_k$ is increasing (decreasing) $\forall \mathbf{t} \geq \mathbf{0}$ ($\forall \mathbf{t} \leq \mathbf{0}$) and that $\mathbf{t} = \epsilon$ ($\mathbf{t} = -\epsilon$) corresponds to the upper (lower) bound.

For the case where all h'_k s are decreasing, a similar set of arguments can be made and the ordering will be in exact reverse order. \square

5. Kolmogorov distance: The Kolmogorov distance between π and π' (for a given t) is

$$\begin{aligned} K(\pi, \pi'_t) &= \sup_{\tau \in \Theta} \left| \int^\tau \pi(\theta) d\theta - \int^\tau \pi'_t(\theta) d\theta \right| \\ &= \sup_{\tau \in \Theta} \left| \int^\tau \pi(\theta) d\theta - \int^\tau \frac{\pi(\theta) w_t(\theta)}{E_\pi [w_t(\theta)^t]} d\theta \right| \\ &= \sup_{\tau \in \Theta} \left| \int^\tau \pi(\theta) \left(1 - \frac{w_t(\theta)^t}{E_\pi [w_t(\theta)^t]} \right) d\theta \right| \end{aligned} \quad (9)$$

Note that $0 \leq K(\pi, \pi'_t) \leq 1$ and $K(\pi, \pi'_t) \downarrow 0$ as $t \downarrow 0$. (9) provides the relationship between the distortion in the data and the distortion in the prior distributions. This could be exploited in two distinct ways. One could find the distance $K(\pi, \pi'_t)$ for a given t to find the distance between prior distributions corresponding to a given t (and thus, for example, the length of Γ_ϵ using $t = \pm\epsilon$). But on the other hand, it is also possible to find the maximum value of t such that $K(\pi, \pi'_t)$ is below a certain upper bound. Therefore, (9) could be used to elicit ϵ in a Bayesian analysis, based on the deviation in the prior distributions that we may be prepared to permit. We discuss this further in Section 6.

2.2 Examples

Example 1: Consider $\mathbf{X} \sim N(\mu, \sigma^2)$, with μ unknown and σ known. Sufficient statistics for μ is \bar{X} . Having observed data \mathbf{x}^o , we have that

$$g(\bar{x}^0 | \mu) \propto \exp \left[\frac{-n}{2\sigma^2} (\mu - \bar{\mathbf{x}}^0)^2 \right] \quad \text{and} \quad g'(\bar{x}^0 | \mu) \propto \frac{n}{\sigma^2} (\mu - \bar{\mathbf{x}}^0) \exp \left[\frac{-n}{2\sigma^2} (\mu - \bar{\mathbf{x}}^0)^2 \right]. \quad (10)$$

Thus,

$$\pi'(\mu, t) \propto \pi(\mu) \exp \left[\frac{n}{\sigma^2} (\mu - \bar{\mathbf{x}}^0) t \right], \quad (11)$$

where, $t = \bar{\mathbf{x}}' - \bar{\mathbf{x}}^0$. The ABC class of priors in this case would be

$$\Gamma_\epsilon^G = \left\{ \pi'(\cdot) : \pi'(\mu, t) = \frac{\pi(\mu) \exp \left[\frac{n}{\sigma^2} (\mu - \bar{\mathbf{x}}^0) t \right]}{E_{\pi(\mu)} \left[\exp \left[\frac{n}{\sigma^2} (\mu - \bar{\mathbf{x}}^0) t \right] \right]}, t \in [-\epsilon, +\epsilon] \right\}.$$

Example 2: Consider $\mathbf{X} \sim \text{Poisson}(\lambda)$, with λ unknown. Sufficient statistics for λ is $\sum_{i=1}^n X_i$. Having observed data \mathbf{x}^o , we have that

$$g\left(\sum_{i=1}^n x_i^o | \lambda\right) \propto \exp(-n\lambda) \lambda^{\sum_{i=1}^n x_i^o} \text{ and } g'\left(\sum_{i=1}^n x_i^o | \lambda\right) \propto \exp(-n\lambda) \lambda^{\sum_{i=1}^n x_i^o} \log(\lambda)$$

Thus,

$$\pi'(\lambda, t) \propto \pi(\lambda) \exp [\log(\lambda) t], \quad (12)$$

where, $t = \sum_{i=1}^n x_i' - \sum_{i=1}^n x_i^o$. The ABC class of priors in this case would be

$$\Gamma_\epsilon^G = \left\{ \pi'(\cdot) : \pi'(\lambda, t) = \frac{\pi(\lambda) \lambda^t}{E_{\pi(\lambda)} [\lambda^t]}, t \in [-\epsilon, +\epsilon] \right\}.$$

3 Exponential class family of distributions

Consider the special case where $f(\mathbf{x}|\theta)$ belongs to the exponential family and $\pi_\gamma(\theta)$ is chosen to be the conjugate prior distribution, where, γ denotes the hyper-parameters of the prior distribution. In this case, we can go further and show that, in fact, $\pi'(\cdot) = \pi_{\gamma'}(\cdot)$. That is, π' is obtained simply by changing the hyper-parameters γ . In other words, for every \mathbf{x}' there must exist a γ' such that

$$\pi_\gamma(\theta) f(\mathbf{x}'|\theta) = \pi_{\gamma'}(\theta) f(\mathbf{x}^o|\theta).$$

Theorem 6. *If $f(\mathbf{x}|\theta)$ belongs to the exponential family and $\pi_\gamma(\theta)$ is chosen to be the conjugate prior distribution, then for any new data \mathbf{x}' , there exists hyper-parameters γ' such that*

$$\pi_\gamma(\theta) f(\mathbf{x}'|\theta) = \pi_{\gamma'}(\theta) f(\mathbf{x}^o|\theta). \quad (13)$$

Proof. $f(\mathbf{x}|\theta) = A(\theta)B(\mathbf{x}) \exp[C(\theta)S(\mathbf{x})]$. The conjugate prior distribution is of the form $\pi_\gamma(\theta) \propto [A(\theta)]^k \exp[C(\theta)l]$, where, $\gamma = \{k, l\}$, resulting in a posterior distribution of the form $\pi(\theta|\mathbf{x}) \propto [A(\theta)]^{k+1} \exp[C(\theta)(l + S(\mathbf{x}))]$.

For a different data \mathbf{x}' such that (WLOG) $S(\mathbf{x}') - S(\mathbf{x}) = \epsilon$, we have that

$$\begin{aligned}
\pi_\gamma(\theta)f(\mathbf{x}'|\theta) &\propto [A(\theta)]^{k+1} \exp[C(\theta)(l + S(\mathbf{x}'))] \\
&= [A(\theta)]^{k+1} \exp[C(\theta)((l + \epsilon) + S(\mathbf{x}))] \\
&= [A(\theta)]^k \exp[C(\theta)(l + \epsilon)][A(\theta)] \exp[C(\theta)S(\mathbf{x})], \\
&\propto \pi_{\gamma'}(\theta)f(\mathbf{x}|\theta),
\end{aligned} \tag{14}$$

where, $\gamma' = \{k, l + \epsilon\}$. Hence proved. \square

(13) implies that for every $\epsilon > 0$ neighborhood around $s(\mathbf{x}^0)$, there exists a $\delta(\epsilon) > 0$ neighborhood around γ defining the ABC-E class of priors as

$$\Gamma_\epsilon^E = \{\pi_{\gamma'}(\theta) : \gamma' \in (\gamma - \delta(\epsilon), \gamma + \delta(\epsilon))\}, \tag{15}$$

where E stands for the Exponential family.

3.1 Comparison with Γ_ϵ

For $t \in [-\epsilon, +\epsilon]$, $\pi_{\gamma'}(\theta)$ in (14) can also be written as

$$\begin{aligned}
\pi_{\gamma'}(\theta) &\propto [A(\theta)]^k \exp[C(\theta)(l + t)] \\
&\propto [A(\theta)]^k \exp[C(\theta) \times l] \exp[C(\theta) \times t] \\
&\propto \pi_\gamma(\theta) \exp[C(\theta) \times t] \\
&= \frac{\pi_\gamma(\theta) \exp[C(\theta) \times t]}{\int \pi_\gamma(\theta) \exp[C(\theta) \times t] d\theta} \\
&= \frac{\pi_\gamma(\theta) \exp[C(\theta) \times t]}{E_{\pi_\gamma}[\exp[C(\theta) \times t]]}
\end{aligned} \tag{16}$$

(5) and (16) indicate that the members of both the ABC class of priors Γ_ϵ and the ABC-E class of priors Γ_ϵ^E have the same form but the weights are defined differently. For Γ_ϵ , they are defined using the function $h(\theta)$, whereas, for Γ_ϵ^E they are defined using the function $C(\theta)$.

The special case where Γ_ϵ is developed for the Exponential family likelihoods, we have that

$$g(s(\mathbf{x}^0)|\theta) = A(\theta)B_0(S(\mathbf{x})) \exp[C(\theta)S(\mathbf{x})],$$

where we have decomposed the component $B(\mathbf{x}) = \tilde{B}(\mathbf{x}) \times B_0(S(\mathbf{x}))$ and discarded the component $\tilde{B}(\mathbf{x})$ since it is not a function of θ . Then we have that,

$$\begin{aligned}
g'(s(\mathbf{x}^0)|\theta) &= \frac{dg(s(\mathbf{x}^0)|\theta)}{dS(\mathbf{x})} \\
&= A(\theta) [B'_0(S(\mathbf{x}^0)) \exp[C(\theta)S(\mathbf{x}^0)] + B_0(S(\mathbf{x}^0))C(\theta) \exp[C(\theta)S(\mathbf{x}^0)]],
\end{aligned}$$

where, $B'_0(S(\mathbf{x})) = \frac{dB_0(S(\mathbf{x}))}{dS(\mathbf{x})}$ and $\frac{dS(\mathbf{x})}{dS(\mathbf{x})} = 1$. Therefore,

$$h(\theta) = \frac{g'(s(\mathbf{x}^0)|\theta)}{g(s(\mathbf{x}^0)|\theta)} = \frac{B'_0(S(\mathbf{x}^0))}{B_0(S(\mathbf{x}^0))} + C(\theta). \quad (17)$$

(16) and (17) show that for likelihoods that belong to the Exponential family, the members of both Γ_ϵ and Γ_ϵ^E will have the same parametric form, but members of Γ_ϵ will contain an extra term $\exp\left[\frac{B'_0(S(\mathbf{x}^0))}{B_0(S(\mathbf{x}^0))}\right]$.

3.2 Examples

Example 1 (contd.): For $\mathbf{X} \sim N(\mu, \sigma^2)$, with μ unknown and σ known, conjugate prior for μ is $N(m, s^2)$. The posterior distribution is $N(m', s'^2)$, where $m' = w_1 m + w_2 \bar{\mathbf{x}}^0$, where,

$$\frac{1}{s'^2} = \frac{1}{s^2} + \frac{n}{\sigma^2} \text{ and } w_1 = \frac{s'^2}{s^2}, \quad w_2 = \frac{ns'^2}{\sigma^2}.$$

Accepting \mathbf{x}' such that $\bar{\mathbf{x}}' = \bar{\mathbf{x}}^0 + \epsilon$ implies that the posterior mean now becomes $m'(\epsilon) = m' + w_2 \epsilon$, which can also be obtained as $m'(\epsilon) = w_1(m + \frac{w_2}{w_1}\epsilon) + w_2 \bar{\mathbf{x}}^0$. That is, the same posterior mean $m'(\epsilon)$ can be obtained either by accepting a distorted data \mathbf{x}' or by using the distorted prior with mean $m + \frac{w_2}{w_1}\epsilon$. The ABC class of priors in this case will be

$$\Gamma_\epsilon^E = \{N(m'', s^2) : m'' \in (m - \frac{w_2}{w_1}\epsilon, m + \frac{w_2}{w_1}\epsilon)\}.$$

Note that, when σ^2 is known, the most natural choice is $s^2 = \sigma^2/n$, and in this case, $\frac{w_2}{w_1} = 1$, resulting in

$$\Gamma_\epsilon^E = \{N(m'', s^2) : m'' \in (m - \epsilon, m + \epsilon)\}.$$

Now, to derive Γ_ϵ from Γ_ϵ^E , note that, in this case, the joint likelihood can be factorised as

$$\begin{aligned} f(\mathbf{x}|\theta) &= (2\pi\sigma^2)^{-n/2} \times \exp\left[\frac{-1}{2\sigma^2} \sum_{i=1}^n (x_i - \bar{x})^2\right] \times \exp\left[\frac{-n}{2\sigma^2} (\mu - \bar{x})^2\right] \\ &= \tilde{B}(\mathbf{x}) \times g(\bar{\mathbf{x}}|\mu), \end{aligned}$$

where

$$\tilde{B}(\mathbf{x}) = (2\pi\sigma^2)^{-n/2} \times \exp\left[\frac{-1}{2\sigma^2} \sum_{i=1}^n (x_i - \bar{x})^2\right]$$

and $g(\bar{x}|\mu)$ is as defined in (10). Therefore, we have that

$$A(\mu) = \exp\left[\frac{-n\mu^2}{2\sigma^2}\right], B^0(\bar{x}) = \exp\left[\frac{-n\bar{x}^2}{2\sigma^2}\right], C(\mu) = \frac{n\mu}{\sigma^2} \text{ and } S(\mathbf{x}) = \bar{x}.$$

Then,

$$\frac{B'_0(\bar{x})}{B_0(\bar{x})} = \frac{-n\bar{x}}{\sigma^2}.$$

Thus, for \mathbf{x}^0 , using (17) we get

$$h(\mu) = \exp\left[\frac{n}{\sigma^2}(\mu - \bar{\mathbf{x}}^0)\right],$$

same as that obtained in Section 2.2 using the Taylor series approximations.

Example 2 (contd.): For $\mathbf{X} \sim \text{Poisson}(\lambda)$, with λ unknown, conjugate prior for λ is $\text{Gamma}(r, v)$, where r is the shape and v is the rate parameter. The posterior distribution is $\text{Gamma}(r', v')$, where $r' = r + \sum_{i=1}^n x_i^0$ and $v' = v + n$. Accepting \mathbf{x}' such that $\sum_{i=1}^n x'_i = \sum_{i=1}^n x_i^0 + \epsilon$ implies that the posterior now becomes $\text{Gamma}(r'(\epsilon), v')$, where $r'(\epsilon) = r' + \epsilon = (r + \epsilon) + \sum_{i=1}^n x_i^0$, which can also be obtained by using $\text{Gamma}(r + \epsilon, v)$ as the prior distribution. That is, the same posterior can be obtained either by accepting a distorted data \mathbf{x}' or by using the distorted prior with parameter $r + \epsilon$. The ABC class of priors in this case will be

$$\Gamma_\epsilon^E = \{\text{Gamma}(r'', v) : r'' \in (r - \epsilon, r + \epsilon)\}.$$

These two examples also illustrate that Γ_ϵ and Γ_ϵ^E are distinct classes even for models where the likelihood is from the Exponential family of distributions and the prior distribution is the corresponding conjugate prior distribution. However, the difference between their upper and lower limits may not necessarily be significant. For example, we consider a simulated data for the Normal distribution example. Let us assume that for $n = 100$, $X_1, \dots, X_n \sim N(\mu, 2)$. Let $\pi(\mu)$ be $N(10, 2/\sqrt{n})$ and the observed sufficient statistic $\bar{x}^0 = 9.975$. The two classes obtained in this case are shown in Figure 2. It shows that in this case, Γ_ϵ and Γ_ϵ^E appear to be almost exactly the same. This is because in this case,

$$\frac{B'_0(\bar{x})}{B_0(\bar{x})} = \frac{-n\bar{x}}{\sigma^2} = -249.375$$

and $\exp[-249.375] \approx 0$. Of course, this may not necessarily be the case if, say, $n\bar{x}/\sigma^2$ was much closer to 0.

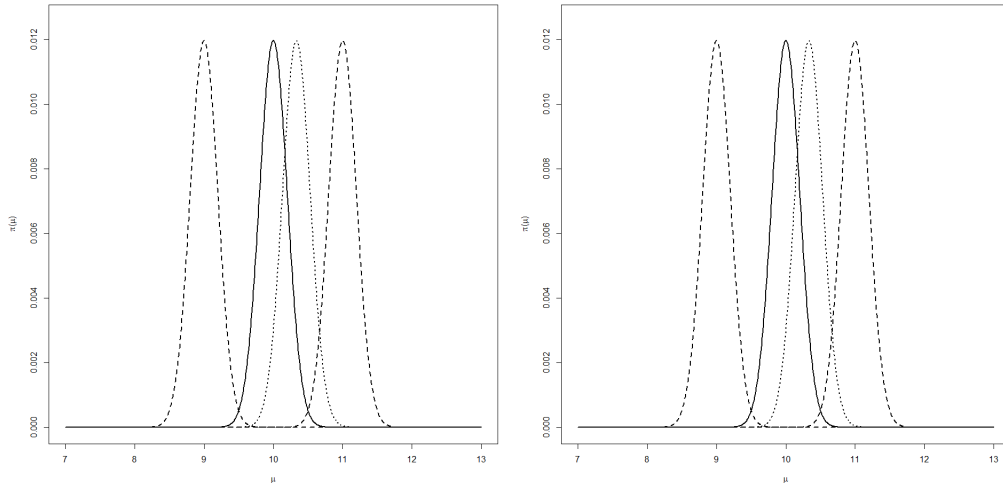


Figure 2: The original prior (solid), the upper and lower (dashed) bounds and an internal member (dotted) for the Normal distribution example using the [left] ABC class of priors Γ_ϵ and [right] the ABC-E class of priors Γ_ϵ^E , for $\epsilon = 1$.

3.3 Properties of Γ_ϵ^E

As discussed in Section 3.1 the members of both Γ_ϵ and Γ_ϵ^E share a similar structure. Due to this similarity, it can be seen that the properties of the Γ_ϵ class of priors discussed in Section 2.1 are also applicable to the Γ_ϵ^E class of priors. Specifically, for the stochastic ordering this is subject to $C(\theta)$ satisfying the conditions that were placed on $h(\theta)$ and once again, π being a *MTP2* distribution for multivariate θ .

4 Computational Aspects

Here, we want to provide Monte Carlo algorithms that enable sampling from the prior distributions that belong to the classes of priors defined in this paper. Further, we will show that the posterior distribution obtained using the ABC method can also be obtained by sampling from the posterior distributions $\pi(\theta|\mathbf{x}')$ corresponding to the prior distributions $\pi'(\theta)$ that belong to the ABC classes of priors.

4.1 Sampling from the Prior Distributions

First we address the question of how does one sample from a distribution that belongs to the ABC classes of prior distributions. The answer to this question is only likely to be non-trivial for the ABC class of prior distributions

Γ_ϵ . This is because the members of the ABC-E class of prior distributions Γ_ϵ^E have the same form as the original conjugate prior distribution π and should therefore be easy to be sampled from. Observe regardless that, given $t \in [-\epsilon, +\epsilon]$,

$$\frac{\pi'(\theta)}{\pi(\theta)} = \frac{w(\theta)^t}{E_\pi[w(\theta)^t]}, \quad (18)$$

is true for both Γ_ϵ as well as Γ_ϵ^E . (18) can be used to sample from π' using the importance sampling approach.

A.I. Importance sampling algorithm to sample from $\pi'(\theta, t) \in \Gamma_\epsilon$ or Γ_ϵ^E .

Given $S(\cdot), \mathbf{x}^0$ and $0 < t < \epsilon$,

Step I: For large N , sample $\theta_1, \dots, \theta_N \sim \pi(\theta)$.

Step II: For each $\theta_i, i = 1, \dots, N$, compute the importance weight

$$\omega_i = \frac{w(\theta_i)^t}{E_\pi[w(\theta_i)^t]}.$$

Step III: $\{(\theta_1, \omega_1), \dots, (\theta_N, \omega_N)\}$ is a weighted sample from $\pi'(\theta, t)$.

4.2 Sampling from the Posterior Distributions $\pi(\theta|\mathbf{x}')$

Next, we consider sampling from the posterior distributions $\pi(\theta|\mathbf{x}')$ that correspond to the prior distributions $\pi'(\theta)$. From Theorems 1 and 6 we have that

$$\begin{aligned} \pi(\theta|\mathbf{x}') &\propto \pi'(\theta)g(s(\mathbf{x}^0)|\theta), \\ &\propto \pi(\theta) \exp[h(\theta) \times t] g(s(\mathbf{x}^0)|\theta), \\ &= \pi(\theta) \frac{w_t(\theta)g(s(\mathbf{x}^0)|\theta)}{E_\pi[w_t(\theta)g(s(\mathbf{x}^0)|\theta)]}. \end{aligned} \quad (19)$$

Thus, for each $t \in (-\epsilon, +\epsilon)$, we can use importance sampling to sample from the posterior $\pi(\theta|\mathbf{x}')$.

A.II. Importance sampling algorithm to sample from $\pi(\theta|\mathbf{x}')$

Given $S(\cdot), \mathbf{x}^0$ and $0 < t < \epsilon$,

Step I: For large N , sample $\theta_1, \dots, \theta_N \sim \pi(\theta)$.

Step II: For each $\theta_i, i = 1, \dots, N$, compute the importance weight

$$\omega_i = \frac{w_t(\theta)g(s(\mathbf{x}^0)|\theta)}{E_\pi[w_t(\theta)g(s(\mathbf{x}^0)|\theta)]}.$$

Step III: $\{(\theta_1, \omega_1), \dots, (\theta_N, \omega_N)\}$ is a weighted sample from $\pi(\theta|\mathbf{x}')$.

Note that, here we are able to sample from $\pi(\theta|\mathbf{x}')$ without having to simulate \mathbf{x}' and by simply using the modified prior π' instead. Again, from Theorem 6 when the likelihood is from the Exponential family and a conjugate prior is used, sampling from $\pi(\theta|\mathbf{x}')$ is trivial since it will be a closed form distribution that can be directly sampled from.

4.3 Sampling from the Posterior Distribution $\pi(\theta|\mathbf{x}^0)$

The rationale behind the ABC methods is to accept a value $\theta \sim \pi(\theta)$ if \mathbf{x}' simulated using it is considered to be *close enough* so that $\mathbf{x}' \approx \mathbf{x}^0$. However, $\mathbf{x}' \approx \mathbf{x}^0 \Rightarrow \pi(\theta|\mathbf{x}') \approx \pi(\theta|\mathbf{x}^0)$ (assuming that the likelihood is smooth). That is, sampling from $\pi(\theta|\mathbf{x}^0)$ can be approximated by sampling from $\pi(\theta|\mathbf{x}')$ instead. Thus, if we sample θ from $\pi(\theta|\mathbf{x}')$ for every value \mathbf{x}' that was close enough, then the resulting sample could be considered to be from $\pi(\theta|\mathbf{x}^0)$. The duality established in Sections 2 and 3 implies that $\pi(\theta|\mathbf{x}')$ can be accessed by using the corresponding π' instead. Therefore, we should be able to sample from $\pi(\theta|\mathbf{x}^0)$ by sampling from $\pi(\theta|\mathbf{x}')$ obtained using π' for each \mathbf{x}' that was close enough.

A.III. Importance sampling algorithm to sample from $\pi(\theta|\mathbf{x}^0)$

Given $S(\cdot), \mathbf{x}^0, \epsilon > 0$, and N and m sufficiently large,

Step I: Sample $t_1, \dots, t_N \sim U(-\epsilon, +\epsilon)$.

Step II: For each t_i , obtain $\{(\theta_{i1}, \omega_{i1}), \dots, (\theta_{im}, \omega_{im})\}$ from the corresponding $\pi(\theta|\mathbf{x}')$ using Algorithm A.II.

Step III: Normalise the $N \times m$ weights $\omega_{i1}, \dots, \omega_{im}$ for $i = 1, \dots, N$.

Step IV: $\{(\theta_{i1}, \omega_{i1}), \dots, (\theta_{im}, \omega_{im})\}$, for $i = 1, \dots, N$, is a weighted sample from $\pi(\theta|\mathbf{x}^0)$.

Again, note that, for any $\pi(\theta|\mathbf{x}')$ that corresponds to a prior distribution in Γ_ϵ^E , we could sample directly from it in Step II without having to use Algorithm A.II.

We continue the Normal example in Section 3.2 and compare the true posterior with the posterior obtained using a standard ABC algorithm, the posterior obtained using Algorithm A.III and the posterior obtained by directly sampling from the posteriors for each of the priors in Γ_ϵ^E . These posteriors are plotted in Figure 3.

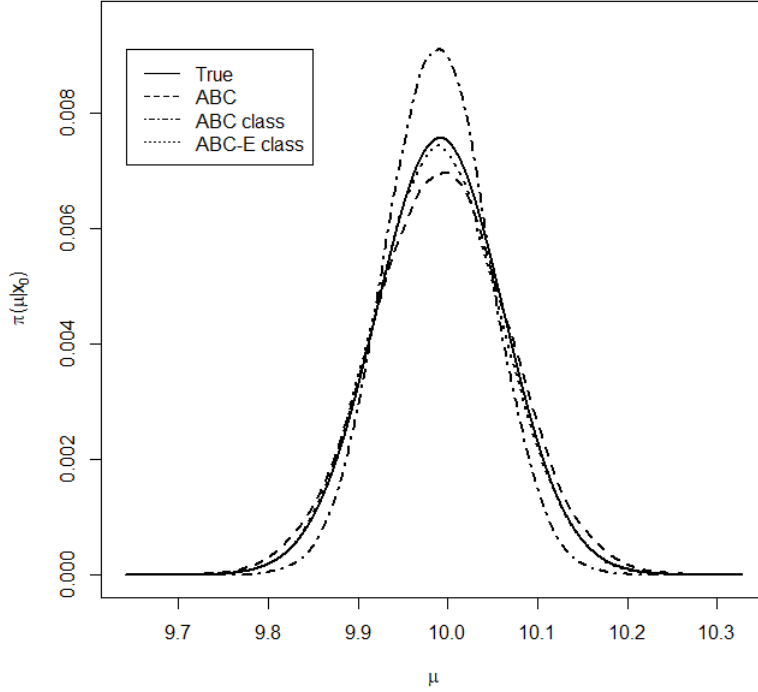


Figure 3: The true posterior (solid), the posterior obtained using a standard ABC algorithm (dashed), the posterior obtained by sampling from the posteriors obtained using the ABC class of priors - Algorithm A.V - (dot-dashed) and the posterior obtained by direct sampling from the posteriors obtained using the ABC-E class of priors (dotted) for the Normal distribution example.

5 Generalizations using Likelihood

The ABC classes of priors defined so far are applicable for problems where the sufficient statistic is available. However, for many complex problems, the sufficient statistic is often not available or not known. For some of these problems, the likelihood function may be known, but for others the exact likelihood function may not be available either. It is possible to generalize the ideas considered in Sections 2 and 3 in two different ways. Firstly, we can define the class of priors where the sufficient statistic is not available but we do have the likelihood $f(\cdot|\theta)$. Secondly, we can also define a class of priors where the likelihood is not available in a closed form and therefore an approximate likelihood function $\tilde{f}(\cdot|\theta)$ is to be used instead.

5.1 Likelihood is available

Consider the case where the sufficient statistics $S(\cdot)$ is not available but the likelihood $f(\cdot|\theta)$ is. Suppose we observe data \mathbf{x}^0 , then the posterior distribution will be given by

$$\pi(\theta|\mathbf{x}^0) = \frac{\pi(\theta)f(\mathbf{x}^0|\theta)}{m_0(\mathbf{x}^0)},$$

where $m_0(\mathbf{x}^0) = \int \pi(\theta)f(\mathbf{x}^0|\theta) d\theta$. While \mathbf{x}^0 has been observed, we believe that we may as well expect to observe a slightly different data \mathbf{x}' . Now, if we were to observe a data \mathbf{x}' instead, we should still be able to arrive at the same posterior distribution by changing the prior distribution accordingly. Therefore we have

$$\pi(\theta|\mathbf{x}^0) = \frac{\pi'(\theta)f(\mathbf{x}'|\theta)}{m_1(\mathbf{x}')},$$

where $m_1(\mathbf{x}') = \int \pi'(\theta)f(\mathbf{x}'|\theta) d\theta$. This gives us that

$$\pi'(\theta) = \frac{f(\mathbf{x}^0|\theta)}{f(\mathbf{x}'|\theta)} \frac{m_1(\mathbf{x}')}{m_0(\mathbf{x}^0)} \pi(\theta). \quad (20)$$

(20) provides the general relationship between distortion in the data and distortion in the prior distributions. This relationship can be explored to generate a new general class of prior distributions that can be used when there is a case to be made for uncertainty in the observed data and where a slightly different data was considered to be admissible under the same posterior distribution.

In the case where the likelihood comes from the Exponential family, but the prior distribution may not be a conjugate prior, we have that

$$\frac{f(\mathbf{x}^0|\theta)}{f(\mathbf{x}'|\theta)} = \frac{B(\mathbf{x}^0)}{B(\mathbf{x}')} \exp [C(\theta)(s(\mathbf{x}^0) - s(\mathbf{x}'))] \text{ and } \frac{m_1(\mathbf{x}')}{m_0(\mathbf{x}^0)} = \frac{B(\mathbf{x}') \times I'}{B(\mathbf{x}^0) \times I^0},$$

where I^0 and I' are normalizing constants after factoring B out. This implies that we have

$$\pi'(\theta) \propto \pi(\theta) \exp [C(\theta)(s(\mathbf{x}^0) - s(\mathbf{x}'))], \quad (21)$$

the same as the one obtained for the class Γ_ϵ^E . (21) provides a powerful result because it shows that the Γ_ϵ^E class is applicable when the likelihood belongs to the Exponential family of distributions, irrespective of whether conjugate priors were used or not.

When the likelihood does not come from the Exponential family of distributions, we can once again use the Taylor series approximation to derive a class of priors. We have that

$$\frac{f(\mathbf{x}^0|\theta)}{f(\mathbf{x}'|\theta)} = \exp [\log(f(\mathbf{x}^0|\theta)) - \log(f(\mathbf{x}'|\theta))].$$

Approximating $\log(f(\mathbf{x}'|\theta))$ using the first order Taylor's approximation around $\log(f(\mathbf{x}^0|\theta))$ we get that

$$\frac{f(\mathbf{x}^0|\theta)}{f(\mathbf{x}'|\theta)} = \exp \left[-\frac{\sum_{i=1}^N f_i(x_i^0|\theta)(x'_i - x_i^0)}{f(\mathbf{x}^0|\theta)} + e \right], \quad (22)$$

where, $f_i = \frac{d \log f(x_i|\theta)}{dx_i}$ for data of size N . Then using (20) we get that

$$\pi(\theta) \propto \exp \left[-\frac{\sum_{i=1}^N f_i(x_i^0|\theta)(x'_i - x_i^0)}{f(\mathbf{x}^0|\theta)} + e \right] \pi(\theta). \quad (23)$$

Having observed \mathbf{x}^0 , $\frac{f_i(\mathbf{x}^0|\theta)}{f(\mathbf{x}^0|\theta)}$ can be denoted using a function of θ alone, say $k_i(\theta)$. Ignoring the first order residual term, we get the new general class of approximate prior distributions

$$\Gamma_\epsilon^G = \left\{ \pi'(\cdot) : \pi'(\theta, t) = \frac{\pi(\theta) \exp \left[-\sum_{i=1}^N k_i(\theta) \times t_i \right]}{E_\pi \left[\exp \left[-\sum_{i=1}^N k_i(\theta) \times t_i \right] \right]}, t_i \in [-\epsilon, +\epsilon] \right\}, \quad (24)$$

where the superscript G stands for general. Notice that the negative sign for $\sum k_i(\theta)$ is only because here we have wanted to arrive at the posterior distribution $\pi(\theta|\mathbf{x}^0)$ using data \mathbf{x}' unlike for the class Γ_ϵ where we wanted to arrive at the posterior distribution $\pi(\theta|\mathbf{x}')$ using data \mathbf{x}^0 . (24) is very powerful because it provides a class of priors that is applicable to any likelihood and any prior distribution even when the sufficient statistics is not available, as is the case in many complex real life problems that Bayesian inference attempts to solve.

5.2 Likelihood is not available

The motivation for the development of ABC approaches comes from examples (Tavaré et al. (1997), Pritchard et al. (1999)) where the likelihood was intractable. ABC methods get around the need to compute the likelihood altogether by relying on simulating data instead. Indeed, the problem of intractable likelihoods predates the development of ABC methods and several other approaches have been proposed over time that involve approximating the likelihood using a tractable function. These include, for example, pseudo-likelihoods (Besag (1975)), variational Bayes (Jordan et al. (1999)), expectation-propagation (Minka (2001)), the Integrated Nested Laplace Approximation (INLA) (Rue et al. (2009)) and synthetic likelihood (Wood (2010)).

It is possible to look at such approximations instead as an implicit exercise in prior robustness. Again, as in Section 5.1, suppose that we observe

data \mathbf{x}^0 , then the posterior distribution will be given by

$$\pi(\theta|\mathbf{x}^0) = \frac{\pi(\theta)f(\mathbf{x}^0|\theta)}{m(\mathbf{x}^0)}, \quad (25)$$

where $m(\mathbf{x}^0) = \int \pi(\theta)f(\mathbf{x}^0|\theta) d\theta$. However, assume now, that the likelihood is intractable and instead an approximation $\tilde{f}(\cdot|\theta)$ is to be used instead. This will then result in an approximate posterior distribution given by

$$\tilde{\pi}(\theta|\mathbf{x}^0) = \frac{\pi(\theta)\tilde{f}(\mathbf{x}^0|\theta)}{\tilde{m}(\mathbf{x}^0)},$$

where $\tilde{m}(\mathbf{x}^0) = \int \pi(\theta)\tilde{f}(\mathbf{x}^0|\theta) d\theta$. It may be possible though to obtain the true posterior distribution when using $\tilde{f}(\cdot|\theta)$ by using a different prior $\pi'(\cdot)$ instead. We then have,

$$\pi(\theta|\mathbf{x}^0) = \frac{\pi'(\theta)\tilde{f}(\mathbf{x}^0|\theta)}{m'(\mathbf{x}^0)}, \quad (26)$$

where $m'(\mathbf{x}^0) = \int \pi'(\theta)\tilde{f}(\mathbf{x}^0|\theta) d\theta$. Ignoring the normalizing constants, (25) and (26) give us that

$$\pi'(\theta) \propto \frac{f(\mathbf{x}^0|\theta)}{\tilde{f}(\mathbf{x}^0|\theta)} \pi(\theta), \quad (27)$$

and of course, if in addition the data is simulated as in ABC then,

$$\pi'(\theta) \propto \frac{f(\mathbf{x}^0|\theta)}{\tilde{f}(\mathbf{x}'|\theta)} \pi(\theta). \quad (28)$$

For observed \mathbf{x}^0 , $\frac{f(\mathbf{x}^0|\theta)}{\tilde{f}(\mathbf{x}'|\theta)}$ is a function of θ alone and can be denoted by, say, $h(\theta)$. We can thus define a new general class of priors - we call it the Approximate Bayesian (AB) class of priors - that is applicable when the likelihood is approximated in a Bayesian inference problem. This is given by

$$\Gamma^A = \left\{ \pi'(\cdot) : \pi'(\theta) = \frac{h(\theta)\pi(\theta)}{E_\pi(\theta)} \right\}, \quad (29)$$

where, note that the parameter ϵ can not be incorporated until we are able to define a distance function to compare f and \tilde{f} . If f is intractable, it may not be possible to derive the exact expression for π' . But it is clear that a Bayesian inference problem where the likelihood is approximated can also be viewed as an implicit exercise in prior robustness instead of an exercise in approximate inference.

6 Discussion

The primary contribution of this paper is theoretical. It establishes the duality between approximate Bayesian methods and prior robustness. We show that implementing ABC methods is equivalent to an exercise in prior robustness using the corresponding ABC classes of priors. We also sketch how a similar class of priors can be defined for other approximate Bayesian methods where the likelihood is approximated. The discourse so far has been largely mathematical in nature. We will now discuss interpretation, application, elicitation and computational aspects of these classes of priors.

The duality established here shows that it is possible to absorb any possible distortions/ approximations to the likelihood into the prior distribution without changing the resulting posterior distribution. Where the likelihood was available and a slightly different data was considered admissible, this duality manifests itself through (20). On the other hand, where the likelihood has been approximated, the duality is generalized through (27) or (28). Specifically for the ABC method, while we initially define the class Γ_ϵ^E assuming that the sufficient statistics exists and that conjugate prior distributions are used, (21) shows that the class holds even after relaxing both of these assumptions. Further, the class Γ_ϵ^G obtained by relaxing the sufficient statistics assumption has only minor differences compared to the class Γ_ϵ defined assuming that the sufficient statistic exists. These generalizations enable the 'Approximate' aspect of ABC and other approximation methods to be instead viewed as an implicit exercise in prior robustness.

An important counter implication of this work is that it suggests that it will indeed be very difficult to implement meaningful prior robustness analysis on ABC methods. In a typical prior robustness analysis, if one uses an alternative prior $\pi'(\theta)$ then one would expect to get a different posterior $\pi'(\theta|\mathbf{x}^0) \propto f(\mathbf{x}^0|\theta)\pi'(\theta)$. However, we have shown here that $\pi'(\theta|\mathbf{x}^0) \propto \pi(\theta|\mathbf{x}')$, for some \mathbf{x}' and as long as that \mathbf{x}' is close enough to \mathbf{x}^0 , it has already been accounted for in the ABC posterior $\pi(\theta|\mathbf{x}^0)$. This is precisely what it means to say that the prior robustness analysis is implicit in an ABC method.

The practical application of ABC classes of priors would lie outside of the ABC methods. Where the observed data is rather limited and there are grounds for concern that it represents only a subset of the values considered to be likely, the ABC classes of priors along with the duality shown here could provide a means to model the uncertainty in the data within the Bayesian framework via the prior robustness analysis. Consider, for example, a researcher trying to model count data y_1^0, \dots, y_n^0 using a Poisson regression model

$$\log(E(Y_i)) = \beta' \mathbf{X}_i.$$

Suppose that Y are observed sparsely and the researcher thinks that they

could have quite easily observed a slightly different data y'_i , such that $y'_i \in (y_i^0 \pm \epsilon_i)$ and the researcher is able to elicit ϵ_i for each i . In such a case, the researcher could derive the ABC class of priors Γ_ϵ and determine that for them

$$\Gamma_\epsilon = \left\{ \pi'(\beta) : \pi'(\beta, \mathbf{t}) = \frac{\pi(\beta) \exp[\sum_i \beta' \mathbf{X}_i \times t_i]}{E_\pi[\exp[\sum_i \beta' \mathbf{X}_i \times t_i]]}, 0 < |\mathbf{t}| \leq \epsilon \right\},$$

where $\mathbf{t} = (t_1, t_2, \dots, t_m)$ and $\epsilon = (\epsilon_1, \epsilon_2, \dots, \epsilon_m)$. They could then sample $\pi'(\beta) \in \Gamma_\epsilon$ using Algorithm A.I. to derive the posterior $\pi'(\beta|y_1^0, \dots, y_n^0)$ for each π' and thus examine the robustness of their posterior $\pi(\beta|y_1^0, \dots, y_n^0)$ to uncertainty in the data.

Thanks to duality, there is yet another way in which the researcher could use the ABC class of priors. Suppose now that the researcher has no concern about the observed data, however, they were not entirely sure that the prior distributions on β were quite accurate. They believe that the prior distributions $\pi(\beta)$ are, say, at most 10% off the mark. They know that this equates (Joshi et al. (2018)) to $K(\pi, \pi') \leq 0.1$. Then using (9), they determine that they have

$$\sup_{\tau \in \Theta} \left| \int^\tau \pi(\beta) \left(1 - \frac{\exp[\sum_i \beta' \mathbf{X}_i \times t_i]}{E_\pi[\exp[\sum_i \beta' \mathbf{X}_i \times t_i]]} \right) d\beta \right| \leq 0.1. \quad (30)$$

They can use (30) to (numerically) determine $\pm\epsilon$ that satisfies the above inequality and thus determine Γ_ϵ . They could then sample $\pi'(\beta) \in \Gamma_\epsilon$ using Algorithm A.I. to derive the posterior $\pi'(\beta|y_1^0, \dots, y_n^0)$ for each π' and thus examine the robustness of their posterior $\pi(\beta|y_1^0, \dots, y_n^0)$ to uncertainty in the prior distributions.

While there is likely no unanimity on the definition of the Objective Bayes (OB) analysis (Berger (2006)), one commonly held view (Bayarri and Garca-Donato (2007), Consonni et al. (2018)) is that an OB method should only use the information contained in the statistical model and no other external information. The ABC class of priors can therefore be considered to be a class of objective prior distributions since the members of the class are defined using the likelihood (or the function of the sufficient statistics) evaluated at the observed data \mathbf{x}^0 and the maximum deviation from the observed data or sufficient statistics that is permitted. However, note that this class is centered around the original prior distribution π and we haven't made any assumption regarding its choice. Thus, the ABC class of priors can be considered to be a class that objectively captures the uncertainty around a possibly subjective prior distribution π . As discussed above, this could either be the uncertainty in the observed data or the uncertainty in the elicited prior distributions.

The catch in the definitions of these classes of priors is that the definitions include the likelihood (or the function of the sufficient statistics) evaluated

at the observed data \mathbf{x}^0 . This may seem odd that defining a prior distribution includes the observed data. However, note firstly that, the classes are centered around the original prior π which was defined *a priori* and secondly, we are using the ABC classes to perform prior robustness analysis, which is perfectly reasonable to be done post-data.

There could also be situations where one wishes to define these classes *a priori*. In such cases, \mathbf{x}^0 can be considered to be the data that one *anticipates* observing. One elicits \mathbf{x}^0 and ϵ to define any of these classes before observing the data.

For ABC methods, there is, as yet, no objective criteria to decide how big/small ϵ should be. By showing how, in fact, ϵ induces the corresponding class of priors may help provide insight into the choice of ϵ . Joshi et al. (2018) show how the Kolmogorov distance can be used to elicit possible distortions in the prior distribution. The Kolmogorov distance function computed in Section 2 can be used to elicit the value of ϵ that may be acceptable. Thus, this may improve the practical and intuitive understanding of ABC.

The aim of this paper is not computational. As illustrated in Section 4, it is possible to sample from the posterior distributions $\pi(\theta|\mathbf{x}')$ that correspond to the prior distributions $\pi'(\theta)$ that belong to the ABC classes of priors to generate the true posterior distribution. The algorithms described here use importance sampling and as a result will likely only work well for low dimensional θ . They have been provided here to illustrate the ideas. However, the possible computational advantage of these ideas is that it may be possible to obtain the posterior distribution without having to simulate \mathbf{x}' for each sampled value of θ . The algorithms provided here only use the observed data. For problems where data simulation is computationally expensive, this provides a possible alternative for efficient posterior estimation. Of course, to achieve a computational benefit, more efficient algorithms will need to be used to sample from the posterior distributions $\pi(\theta|\mathbf{x}')$. This could be a potential area for future research.

Acknowledgements

Chaitanya Joshi's work was supported by the research funds provided by The University of Waikato. Research was partially performed during the visit of both authors at SAMSI (The Statistical and Applied Mathematical Sciences Institute).

References

Bayarri, M. and Berger, J. (1998). Robust bayesian analysis of selection models. *Annals of Statistics*, 26(2):645 – 659.

- Bayarri, M. and Garca-Donato, G. (2007). Extending conventional priors for testing general hypotheses in linear models. *Biometrika*, 94(1):135–152.
- Berger, J. (2006). The case for objective bayesian analysis. 1(3):385–402.
- Besag, J. (1975). Statistical analysis of non-lattice data. *Journal of the Royal Statistical Society. Series D (The Statistician)*, 24(3):179–195.
- Consonni, G., Fouskakis, D., Liseo, B., and Ntzoufras, I. (2018). Prior distributions for objective bayesian analysis. 13(2):627–679.
- Cook, S. R., Gelman, A., and Rubin, D. B. (2006). Validation of software for bayesian models using posterior quantiles. *Journal of Computational and Graphical Statistics*, 15(3):675–692.
- Fearnhead, P. and Prangle, D. (2012). Constructing summary statistics for approximate bayesian computation: semi-automatic approximate bayesian computation. *Journal of the Royal Statistical Society: Series B (Statistical Methodology)*, 74(3):419–474.
- Fisher, R. (1934). The effects of methods of ascertainment upon the estimation of frequencies. (6):13–25.
- Geweke, J. (2004). Getting it right. *Journal of the American Statistical Association*, 99(467):799–804.
- Jordan, M. I., Ghahramani, Z., Jaakkola, T., and Saul, L. K. (1999). An Introduction to Variational Methods for Graphical Models. *Machine Learning*, 37:183 – 233.
- Joshi, C., Ruggeri, F., and Wilson, S. (2018). Prior robustness for bayesian implementation of the fault tree analysis. *IEEE Transactions on Reliability*, 67(1):170 –183.
- Karlin, S. and Rinott, Y. (1980). Classes of orderings of measures and related correlation inequalities i. multivariate totally positive distributions.
- Lee, J. E., Nicholls, G. K., and Ryder, R. J. (2019). Calibration procedures for approximate bayesian credible sets. *Bayesian Anal.*, 14(4):1245–1269.
- Marin, J., Pudlo, P., Robert, C. P., and Ryder, R. (2012). Approximate bayesian computational methods. *Statistics and Computing*, 22:1167–1180.
- Marjoram, P., Molitor, J., Plagnol, V., and Tavaré, S. (2003). Markov chain monte carlo without likelihoods. *Proceedings of the National Academy of Sciences*, 100(26):15324–15328.

- Martins, T. G., Simpson, D., Lindgren, F., and Rue, H. (2013). Bayesian computing with inla: New features. *Computational Statistics & Data Analysis*, 67:68 – 83.
- Minka, T. P. (2001). Expectation propagation for approximate bayesian inference. In *Proceedings of the Seventeenth Conference on Uncertainty in Artificial Intelligence*, page 362369, San Francisco, CA, USA.
- Müller, A. and Stoyan, D. (2002). *Comparison Methods for Stochastic Models and Risk*. John Wiley & Sons Inc., Chichester.
- Prangle, D., Blum, M. G. B., Popovic, G., and Sisson, S. A. (2014). Diagnostic tools for approximate bayesian computation using the coverage property. *Australian & New Zealand Journal of Statistics*, 56(4):309–329.
- Pritchard, J. K., Seielstad, M. T., Perez-Lezaun, A., and Feldman, M. W. (1999). Population growth of human Y chromosomes: a study of Y chromosome microsatellites. *Molecular Biology and Evolution*, 16(12):1791–1798.
- Rao, C. (1963). On discrete distributions arising out of methods of ascertainment. (25):311–324.
- Rao, C. R. (1985). Weighted distributions arising out of methods of ascertainment: What population does a sample represent? In Atkinson, A. C. and Fienberg, S. E., editors, *A Celebration of Statistics*, pages 543–569, New York, NY. Springer New York.
- Rue, H., Martino, S., and Chopin, N. (2009). Approximate bayesian inference for latent gaussian models by using integrated nested laplace approximations. *Journal of the Royal Statistical Society: Series B (Statistical Methodology)*, 71(2):319–392.
- Ruggeri, F., Sánchez-Sánchez, M., Ángel Sordo, M., and Suárez-Lorens, A. (2020). On a new class of multivariate prior distributions: Theory and application in reliability. *Bayesian Analysis*, TBA(TBA):1 – 30.
- Shaked, M. and Shanthikumar, G. (2007). *Stochastic Orders*. Springer Series in Statistics. Springer-Verlag New York.
- Tavaré, S., Balding, D. J., Griffiths, R. C., and Donnelly, P. (1997). Inferring coalescence times from dna sequence data. *Genetics*, 145(2):505–518.
- Wood, S. (2010). Statistical inference for noisy nonlinear ecological dynamic systems. *Nature*, 466:1102 – 1104.
- Yao, Y., Vehtari, A., Simpson, D., and Gelman, A. (2018). Yes, but did it work? evaluating variational inference. In *in Proceedings of the 35th International Conference on Machine Learning*, pages 5581 – 5590.