

Analysis and Control of Dynamic Flow Networks Subject to Stochastic Cyber-Physical Disruptions

Yu Tang and Li Jin *

April 23, 2020

Abstract

Modern network systems such as transportation, manufacturing, and communication systems are subject to cyber-physical disruptions. Cyber disruptions compromise sensing and/or actuating which closed-loop control relies on, and physical disruptions undermine network capability. This paper develops a novel approach to analysis and design of traffic control for dynamic flow networks subject to a rather broad class of disruptions. We consider a single-origin-single-destination acyclic network with possibly finite link storage spaces. Both cyber and physical disruptions are modeled as a set of discrete modes that modify the control and/or the network flow dynamics. The network switches between various modes according to a Markov process. By considering switched, piecewise polynomial Lyapunov functions and exploiting monotonicity of the network flow dynamics, we analyze network throughput under various disruption scenarios and show that cyber-physical disruptions can significantly reduce network throughput. For control design, we derive two results analogous to the classical max-flow min-cut theorem: (i) for a network with observable disruption modes, there exist mode-dependent controls that attain the expected-min-cut capacity; (ii) for a network with infinite link storage spaces, there exists an open-loop control that attains the min-expected-cut capacity. We also design a closed-loop control for general cases and derive an explicit relation from the control to a lower-bound for throughput. Our approach is illustrated by a series of numerical examples.

Keywords: Dynamic flow networks, cyber-physical disruptions, piecewise-deterministic Markov processes, monotone dynamical systems.

1 Introduction

Dynamic flow networks are a class of useful models for a variety of engineering systems including transportation systems, production lines, and communication networks [1, 2]. These

*This work was in part supported by NYU Tandon School of Engineering and the C2SMART University Transportation Center. The authors are with the Tandon School of Engineering, New York University, Brooklyn, NY 11201 USA. (emails: tangyu@nyu.edu, lijn@nyu.edu)

systems are subject to disruptions both in the physical part and in the cyber part. In the physical part, link flows can be disrupted by capacity-reducing events such as traffic incidents [3], station failures [4], and hardware malfunctions [5]. In the cyber part, real-time state observation and feedback actuation can be compromised by sensor or communication failures. For example, the failure rate of traffic sensors in some transportation facilities can be as high as 40% [6]. Similar challenges exist in production lines [7] and communication networks [8]. Cyber disruptions may degrade the effectiveness of feedback controllers and lead to losses in the physical part [9]. Both types of disruptions are hard to predict and have to be modeled as stochastic processes [5, 7, 8, 10]. Since network systems involve very large numbers of cyber-physical components, it is neither economically feasible nor technically necessary to prevent all disruptions. Instead, a practical solution is to integrate disruptions in modeling to achieve resiliency-by-design [11]. However, limited models and methods have been developed for systematically analyzing network resiliency and designing control strategies in the face of these disruptions.

In this paper, we develop a novel approach to evaluating network efficiency (in terms of throughput and boundedness of delay) under the influence of cyber-physical disruptions and designing control strategies that mitigate disruption-induced efficiency losses. Our method applies to a rather general class of dynamic flow models, control actions, and disruptions. The network can have either finite or infinite link storage spaces, and either smooth or non-smooth flow functions. The control actions include dynamic routing and flow management (e.g. ramp metering in transportation). We consider cyber disruptions including missing/faulty state observation and physical disruptions including capacity drop and congestion propagation. Based on the theory of piecewise-deterministic Markov processes and monotone dynamical systems, we derive ready-to-use criteria for boundedness of traffic densities and characterize the maximally attainable throughput under various classes of control laws. The examples in this paper focus on transportation applications, but with minor modifications, our modeling, analysis, and design methods can be applied to a general class of network systems facing cyber-physical disruptions.

Previous work on dynamic flow networks typically focused on the nominal or the robust setting. Many results have been developed for disruption-free networks [12, 13, 14, 15, 16, 17, 18, 19], which provide hints for the disruption-prone setting. Robust control strategies have been developed in response to physical (i.e. link capacity) disruptions [20, 21]. Importantly, Como et al. [22] developed tools for evaluating network resiliency under distributed routing strategies against adversarial disturbances. However, robust control focuses on the worst cases associated with major or catastrophic disruptions; for the non-catastrophic but recurrent disruptions considered in this paper, those approaches may be over-conservative and inefficient [22]. In the stochastic setting, results have been developed for network stability under capacity perturbations. Control design approaches have been developed for a single server subject to capacity disruptions [10, 23]. Jin and Amin analyzed the stability under capacity disruptions for networks that have special structures, such as parallel links [3] and serial links [24]. However, limited results are available for general networks with finite link storage spaces, and the current models hardly capture spillback in general, which is a major challenge for network flow control. Cyber disruptions have been considered in a body of work on generic fault-tolerant control; see e.g. [25]. Particularly for network systems, some results have been developed for fault detection/correction [26] and resilient control design

[27, 28]. However, limited results are available for control under stochastic sensing/actuating faults.

We consider a single-origin-single-destination, acyclic network with a time-invariant inflow at the origin. Our model considers rather general flow dynamics and control actions; importantly, it allows congestion propagation (i.e. spillback). We use finite-state Markov process to model the occurrence and clearance of a broad class of cyber-physical disruptions. Cyber disruptions can either modify the mapping from the true states to the observed states (sensing faults) or disable/corrupt actuators so that no control instruction or a biased control instruction is implemented (actuating faults), and physical disruptions can influence the flow functions. The proposed model belongs to a class of models called piecewise-deterministic Markov processes (PDMP), where continuous states (traffic densities) evolve according to multiple sets of ordinary differential equations and a discrete state (modes) determines the mode of the continuous dynamics [29]. Besides, our model is also related to stochastic hybrid systems [30] and Markov jump systems [31].

With the PDMP network model, we study the impact of cyber-physical disruptions on network throughput. We define throughput as the maximal inflow at the origin under which the network can be stabilized, i.e. traffic densities in all links being bounded on average. Our stability analysis is based on a Lyapunov-function approach [32] and properties of PDMPs [29]. Although the generic theory is well developed, the implementation in our problem is challenging due to the non-linear and possibly non-smooth flow dynamics. To address this challenge, we utilize properties of the monotone dynamics [33, 34] of the network model to establish an easy-to-check stability condition (Theorem 1). Our stability analysis contributes to the literature on stochastic fluid models, which has been focusing on the steady-state distribution of single or tandem links with Markovian inflow or capacity [5, 35, 36].

Next, we propose control design based on the stability analysis. In practice, a key challenge for resilient control is that one cannot always have a full observation of network states and disruption modes. We focus on three typical cases. In the first case, the network links may have finite storage spaces, and the system operator can observe disruption modes. For this case, we show that there must exist a mode-dependent control that will attain the expected-min-cut capacity of the network (Theorem 2). In the second case, all of the network links have infinite storage space, and the system operator has no observation but perfect knowledge of disruptions. For this case, we propose an open-loop control that attains the min-expected-cut capacity of the network (Theorem 3). These results are analogous to the classical max-flow min-cut theorem [37]. In the third case, the system observer can only observe traffic densities. We propose a density-dependent control that mitigates congestion spillback and provide a lower bound for the guaranteed throughput (Theorem 4). Finally, we use numerical examples to demonstrate that our control design approach can enhance the network resiliency.

The rest of this paper is organized as follows. Section 2 describes the network flow model with stochastic cyber-physical disruptions. Section 3 analyzes the network's stability and throughput under given control laws. Section 4 discusses resilient control design. Section 5 summarizes the main conclusions and mentions several future directions.

2 Dynamic flow network with cyber-physical disruptions

Consider a single-origin-single-destination, acyclic network with a set of directed links $\mathcal{K} = \{1, 2, \dots, K\}$. Without loss of generality, we assume that there exists an origin link numbered as link 1 and a destination link numbered as link K ; see Figure 1. The origin is subject to a constant inflow of $\alpha \in \mathbb{R}_{\geq 0}$. Let $X_k(t)$ be the traffic density of link k at time t . For link k with finite storage space, $X_k(t)$ can only take values from a closed interval $[0, x_k^{\max}]$, where x_k^{\max} is called the *jam density*. For link k with infinite storage space, $X_k(t)$ can take value from $\mathbb{R}_{\geq 0}$. In particular, we assume that link 1 has infinite storage space; this ensures that no traffic is rejected at the origin. We use \mathcal{X}_k to denote the set of $X_k(t)$ and use $\mathcal{X} = \prod_{k \in \mathcal{K}} \mathcal{X}_k$ to denote the set of the state vector $X(t)$.

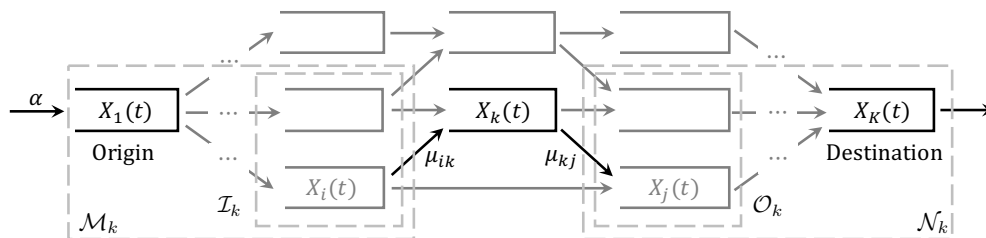


Figure 1: Network structure

We use \mathcal{O}_k (resp. \mathcal{I}_k) to denote the set of downstream (resp. upstream) adjacent links for each link $k \in \mathcal{K}$. We also let $N_p := \sum_{k \in \mathcal{K}} |\mathcal{O}_k|$ denote the total number of pairs of adjacent links. We say that link k is accessible from link i if there exists a directed path starts with link i and ends at link k . For each link $k \in \mathcal{K}$, let $\mathcal{M}_k \subseteq \mathcal{K}$ be the set of links from which link k is accessible, and let $\mathcal{N}_k \subseteq \mathcal{K}$ be the set of links that are accessible from link k .

In the rest of this section, we first define the flow functions, control laws, and disruption modes (Section 2.1), and then specify the network's dynamics as a piecewise-deterministic Markov process (Section 2.2). Finally, we define network stability and throughput (Section 2.3).

2.1 Flow, control, and disruptions

In the following, we introduce some definitions and assumptions that are essential for our network model. We also provide examples to illustrate the applicability of our modeling approach.

2.1.1 Flow functions

The *sending flow* out of link k is specified by a function $f_k : \mathcal{X}_k \rightarrow \mathbb{R}_{\geq 0}$. The *receiving flow* into link k is specified by a function $r_k : \mathcal{X}_k \rightarrow \mathbb{R}_{\geq 0}$. We assume that the flow functions f_k and r_k satisfy the following:

Assumption 1 (Monotone flow function).

1. For each link k , the sending flow $f_k(x_k)$ is continuous and non-decreasing in x_k . Furthermore, $f_k(0) = 0$ and $\sup f_k(x_k) < \infty$.
2. For each link k , the receiving flow $r_k(x_k)$ is continuous and non-increasing in x_k . Furthermore, $r_k(x_k^{\max}) = 0$ for link k with finite storage space.

Then the capacity F_k is defined by

$$F_k := \sup_{x_k \in \mathcal{X}_k} \min\{f_k(x_k), r_k(x_k)\},$$

which indicates the maximum available sending flow. We also define the *critical density* x_k^c as the smallest x_k such that the sending flow attains the capacity value. Practically, a link is typically considered as “congested” when the density exceeds the critical density.

Below are several examples of practical flow functions.

- (i) Road traffic: in the cell transmission model (CTM [38]), x_k represents the density of vehicles over a road section, and the sending flow out of the section is given by

$$f_k(x_k) = \min\{vx_k, F_k\},$$

where v is the free-flow speed and F_k is the capacity of the section. The receiving flow into the k th section is

$$r_k(x_k) = F_k - w(x_k - x_k^c),$$

where w is the congestion-wave speed.

- (ii) Production line: in manufacturing systems [39], x_k measures the workload, and the flow (or average throughput) out of a station can be modeled via the clearing function

$$f_k(x_k) = \frac{F_k x_k}{\epsilon + x_k},$$

where ϵ is a positive constant.

- (iii) Data packets: in communication networks [5, 10], one can approximate the flow of discrete packets as a fluid model. x_k represents the number of packets waiting for service. The flow out of a server can be approximated as

$$f_k(x_k) = \begin{cases} \min\{u_k, F_k\} & \text{if } x_k = 0, \\ F_k & \text{if } x_k > 0, \end{cases}$$

where u_k is the inflow and F_k can be interpreted as the service rate. Since this flow function is discontinuous in x_k , the following flow function can be used as a simple but useful approximation:

$$f_k(x_k) = F_k(1 - e^{-\rho_k x_k})$$

where ρ_k is a positive constant. The above is in fact a generic flow function that is relevant to various applications [22].

2.1.2 Control laws

We consider that the flows between links are controlled by a *control law* $\mu : \mathcal{X} \rightarrow \mathbb{R}_{\geq 0}^{N_p}$. That is, $\mu_{kj}(x)$ is the controlled flow from link k to link j . We assume that the control law μ satisfies the following assumption.

Assumption 2 (Control law).

2.1 *Continuity*: The control law μ is at least piecewise-continuous in each x_k .

2.2 *Monotonicity*:

- (a) For each $k \in \mathcal{K}$ and $j \in \mathcal{O}_k$, $\mu_{kj}(x)$ is non-decreasing in x_k ;
- (b) For each $k \in \mathcal{K}$ and $i \in \mathcal{I}_k$, $\mu_{ik}(x)$ is non-increasing in x_k .

2.3 *Boundedness*: let Δ_y denotes the increment of variable y .

- (a) For each $k \in \mathcal{K}$, $\sum_{j \in \mathcal{O}_k} \Delta_{\mu_{kj}}$ is less than or equal to Δ_{f_k} as x_k changes;
- (b) For each $k \in \mathcal{K}$, $\sum_{i \in \mathcal{I}_k} \Delta_{\mu_{ik}}$ is less than or equal to Δ_{r_k} as x_k changes.

Note that we only assume piecewise continuity but do not require smoothness; this makes our approach applicable to a variety of non-smooth but practical models such as the CTM [38]. Assumption 2.2 implies we only consider distributed control laws. Assumption 2.3 ensures that the response of control law is bounded as the sending flow or the receiving flow changes. Below are several examples of practical control laws.

(i) Dynamic routing: a typical route choice model [40] is as follows

$$\mu_{kj}(x) = \frac{e^{-\theta_j x_j}}{\sum_{\ell \in \mathcal{O}_k} e^{-\theta_\ell x_\ell}} f_k(x_k), \quad \forall j \in \mathcal{O}_k,$$

where θ_j quantifies the sensitivity of route choice to x_j .

(ii) Ramp metering: suppose that link j is a section of highway and link k is an on-ramp merging into the highway. A typical ramp metering policy is

$$\mu_{kj}(x) = u_{kj} - \kappa_{kj}(x_j - x_j^c),$$

where u_{kj} is the equilibrium on-ramp flow, κ_{kj} is a positive gain, and x_j^c is the critical density of link j [41].

(iii) Max-pressure control: consider a link k with two incoming links $\mathcal{I}(k) = \{i_1, i_2\}$. Then, $P_{i_1} := F_{i_1}(x_{i_1} - x_k)$ and $P_{i_2} := F_{i_2}(x_{i_2} - x_k)$ can be viewed as the ‘‘pressure’’ from the two incoming links [15]. The max pressure control prioritizes the flow from the link with the maximal pressure:

$$\mu_{i_1 k}(x) = \begin{cases} \bar{r}_k(x_k) & \text{if } P_{i_1} \geq P_{i_2} \\ \bar{r}_k(x_k) - \mu_{i_2 k}(x) & \text{otherwise,} \end{cases}$$

$$\mu_{i_2 k}(x) = \begin{cases} \bar{r}_k(x_k) - \mu_{i_1 k}(x) & \text{if } P_{i_1} \geq P_{i_2} \\ \bar{r}_k(x_k) & \text{otherwise.} \end{cases}$$

2.1.3 Disruption modes

We consider a set \mathcal{S} of *disruption modes*, which may include cyber and/or physical disruptions. In a mode with *cyber disruptions*, the control law μ , which is a mapping from link state to inter-link flows, will be modified. The modification can be due to incorrect state observation (sensing fault) or due to wrongly implemented control actions (actuating fault). In a mode with *physical disruptions*, the flow functions f_k and r_k will be modified to capture the capacity loss. To capture such modification, we introduce the mode s as a second argument into the flow functions and the control law. With a slight abuse of notation, we use $f_k : \mathcal{S} \times \mathcal{X}_k \rightarrow \mathbb{R}_{\geq 0}$, $r_k : \mathcal{S} \times \mathcal{X}_k \rightarrow \mathbb{R}_{\geq 0}$ and $\mu : \mathcal{S} \times \mathcal{X} \rightarrow \mathbb{R}_{\geq 0}^{N_p}$ to denote the sending flow out of link k , the receiving flow into link k and the control law under disruptions, respectively. We assume that there exists a nominal model and that a disruption preserves the order of flows:

Assumption 3 (Order-preserving disruptions).

1. *There exists a nominal mode $s_0 \in \mathcal{S}$ such that*

$$f_k(s_0, x) = f_k(x), \quad r_k(s_0, x) = r_k(x).$$

In other mode $s \neq s_0$, sending and receiving flow might suffer bounded disruptions $\bar{f}_{s,k} \leq \sup f_k(x)$ and $\bar{r}_{s,k} \leq \sup r_k(x)$ such that

$$f_k(s, x) = \min\{f_k(x), \bar{f}_{s,k}\}, \quad r_k(s, x) = \min\{r_k(x), \bar{r}_{s,k}\}.$$

2. *For each $s \in \mathcal{S}$, $\mu(s, x)$ satisfies Assumption 2. Furthermore, if $\mu_{kj}(s, x)$ is non-increasing (resp. non-decreasing) in x_i , $i \in \mathcal{K}$ for some $s \in \mathcal{S}$, then $\mu_{kj}(s', x)$ is non-increasing (resp. non-decreasing) in x_i , $i \in \mathcal{K}$, for all $s' \in \mathcal{S}$.*

One can verify that, with order-preserving disruptions, the sending flow $f_k(s, x)$ and the receiving flow $r_k(s, x)$ still satisfy Assumption 1. Then, we define the mode-specific link capacities as

$$F_{s,k} := \sup_{x_k \in \mathcal{X}_k} \min\{f_k(s, x_k), r_k(s, x_k)\}.$$

The above disruption model applies to a rather broad class of practical scenarios; below are some examples:

- (i) Capacity-reducing events: a failure mode typically has a capacity $F_{s,k}$ that is smaller than the nominal value.

Traffic incidents: $f_k(s, x_k) = \min\{v x_k, F_{s,k}\}$.

Server failure: $f_k(s, x_k) = F_{s,k}(1 - e^{-\rho x_k})$, where $F_{s,k} = 0$ when the server breaks down.

- (ii) Sensing faults: we can use a mapping $T_{s,k} : \mathcal{S} \times \mathcal{X} \rightarrow \mathcal{X}$ to capture various sensing faults:

Bias: $T_{s,k}(x) = x_k + \delta_{s,k}$, where $\delta_{s,k}$ is a mode-dependent bias.

Denial of service: $T_{s,k}(x) = 0$ for some link k ; this means that no observation is available for x_k .

(iii) Actuating faults: consider the ramp metering strategy specified by [41]. Below are several failure modes:

Disengagement: $\mu_{kj}(x) = f_k(x_k)$. That is, the ramp is not metered at all.

Bias: $\mu_{kj}(x) = u_{kj}^s - \kappa_{kj}(x_j - x_j^c)$, where u_{kj}^s can be disrupted from the default value.

2.2 Piecewise-deterministic Markov model

With the definitions in the previous subsection, we can now define the piecewise-deterministic dynamics of the controlled process $\{(S(t), X(t)); t \geq 0\}$. The discrete-state process $\{S(t); t \geq 0\}$ of the mode is a time-homogeneous finite-state Markov process that is independent of the continuous-state process $\{X(t); t \geq 0\}$ of the traffic densities. The state space of the mode process is \mathcal{S} . The *transition rate* from mode s to mode s' is $\lambda_{s,s'}$. Without loss of generality, we assume that $\lambda_{s,s} = 0$ for all $s \in \mathcal{S}$. Hence, the discrete-state process evolves as follows:

$$\Pr\{S(t + \delta) = s' | S(t) = s\} = \lambda_{s,s'}\delta + o(\delta), \quad \forall s, s' \in \mathcal{S}.$$

where δ denotes an infinitesimal increment. We assume that the discrete-state process is ergodic and admits a unique steady-state probability distribution $\{p_s; s \in \mathcal{S}\}$ satisfying

$$p_s \sum_{s' \neq s} \lambda_{s,s'} = \sum_{s' \neq s} p_{s'} \lambda_{s',s}, \quad \forall s \in \mathcal{S}, \quad (1a)$$

$$p_s \geq 0, \quad \forall s \in \mathcal{S}, \quad (1b)$$

$$\sum_{s \in \mathcal{S}} p_s = 1. \quad (1c)$$

The assumption of ergodicity essentially means that every disruption will be resolved in finite time almost surely. The interpretation of the transition rates $\lambda_{s,s'}$ depends on the type of transition. In practice, discrete-state transitions can represent the occurrence and clearance of cyber-physical disruptions.

The continuous-state process $\{X(t); t \geq 0\}$ is defined as follows. Under a given control law μ , the *actual flow* $q_{kj}^\mu(s, x)$ from link k to link j is given by

$$q_{kj}^\mu(s, x) = \min \left\{ \mu_{kj}(s, x), \frac{\mu_{kj}(s, x)}{\sum_{\ell \in \mathcal{O}_k} \mu_{k\ell}(s, x)} f_k(s, x_k), \frac{\mu_{kj}(s, x)}{\sum_{i \in \mathcal{I}_j} \mu_{ij}(s, x)} r_j(s, x_j) \right\}. \quad (2)$$

The three terms in $\min\{\cdot\}$ are interpreted as follows. The first term is the control input, i.e. the flow desired by the system operator. The second term is the flow that link k can send, and the third term is the flow that link j can receive. The sending and receiving flows are allocated proportionally to $\mu_{kj}(s, x)$, which is a standard modeling approach; for more discussion on this and alternative models, see [42].

Note that if the control law μ , sending flow f_k and receiving flow r_k satisfy Assumption 3, the actual flow $q_{kj}^\mu(s, x)$ has the following lemma, which we prove in Appendix A.1.

Lemma 1 (Monotone actual flow). *For any $k \in \mathcal{K}$ and $j \in \mathcal{O}_k$, $q_{kj}^\mu(s, x)$ is non-decreasing in x_k ; for any $k \in \mathcal{K}$ and $i \in \mathcal{I}_k$, $q_{ik}^\mu(s, x)$ is non-increasing in x_k .*

A key novelty in our modeling approach is that we allow the system operator (SO) to send non-admissible control inputs. This feature is essential for capturing the impact of cyber-physical disruptions. If the control law is properly designed and if there are no disruptions, then typically we have $q_{kj}^\mu(s, x) = \mu_{kj}(s, x)$. That is, the control law will never request a flow that the upstream link cannot offer or that the downstream link cannot accept. However, if the SO does not have perfect knowledge about the disruptions, the SO may request a flow that cannot be achieved. Therefore, the second and third terms in the right-hand side of (2) may become active if the control input is generated based on incomplete or incorrect information.

For any initial condition $S(0) = s \in \mathcal{S}$ and $X(0) = x \in \mathcal{X}$, the evolution of traffic densities $X(t)$ is governed by the conservation law associated with the actual flows:

$$\frac{d}{dt}X_1(t) = G_1^\mu(S(t), X(t)) := \alpha - \sum_{j \in \mathcal{O}_1} q_{1j}^\mu(S(t), X(t)), \quad (3a)$$

$$\frac{d}{dt}X_k(t) = G_k^\mu(S(t), X(t)) := \sum_{i \in \mathcal{I}_k} q_{ik}^\mu(S(t), X(t)) - \sum_{j \in \mathcal{O}_k} q_{kj}^\mu(S(t), X(t)), \quad k \in \mathcal{K} \setminus \{1, K\}, \quad (3b)$$

$$\frac{d}{dt}X_K(t) = G_K^\mu(S(t), X(t)) := \sum_{i \in \mathcal{I}_K} q_{ik}^\mu(S(t), X(t)) - f_K(S(t), X(t)). \quad (3c)$$

It also defines the vector field $G^\mu : \mathcal{S} \times \mathcal{X} \rightarrow \mathbb{R}^K$ specifying the flow dynamics. Note that Assumptions 1–3 ensure that $X(t)$ is continuous in t . Importantly, G^μ is bounded and cooperative [34] as stated in Lemmas 2 and 3, which are proved in Appendix A.2 and A.3 respectively.

Lemma 2 (Boundedness). *$G_k^\mu(s, x)$ is bounded for each $k \in \mathcal{K}$.*

Lemma 3 (Cooperativity). *For each $k \in \mathcal{K}$, $G_k^\mu(s, x)$ is non-increasing in x_k and $G_\ell^\mu(s, x)$ is non-decreasing in x_k for $\ell \in \mathcal{O}_k \cup \mathcal{I}_k$.*

The joint evolution of $S(t)$ and $X(t)$ is a piecewise-deterministic Markov process (PDMP) and can be described compactly using an infinitesimal generator [29, 43]

$$\mathcal{L}g(s, x) = G^\mu(s, x)^\top \nabla_x g(s, x) + \sum_{s' \in \mathcal{S}} \lambda_{s, s'} \left(g(s', x) - g(s, x) \right).$$

for any differentiable function $g : \mathcal{S} \times \mathcal{X} \rightarrow \mathbb{R}^K$, where $\nabla_x g(s, x)$ is the gradient of g with respect to x .

2.3 Additional definitions

In this subsection, we introduce some definitions that we will use for our subsequent arguments.

2.3.1 Stability

A key step for both throughput analysis and control design is to determine the stability of the network under certain controls. We say that the network is *stable* if there exists $Z < \infty$ such that for any initial condition $(s, x) \in \mathcal{S} \times \mathcal{X}$

$$\limsup_{t \rightarrow \infty} \frac{1}{t} \int_{\tau=0}^t \mathbb{E}[|X(\tau)|] d\tau \leq Z. \quad (4)$$

This notion of stability follows a classical definition [13], which can be called “first-moment stable” [44]. Practically, network stability means that the traffic densities in all links are bounded on average.

2.3.2 Invariant set

An *invariant set* \mathcal{X}^μ under a control law μ is a closed subset of the continuous state space \mathcal{X} such that for each initial condition $(s, x) \in \mathcal{S} \times \mathcal{X}^\mu$, we have $X(t) \in \mathcal{X}^\mu$ for $t \geq 0$. That is, if the continuous process $\{X(t), t \geq 0\}$ starts within \mathcal{X}^μ , then it will always remain within \mathcal{X}^μ , regardless of the discrete process $\{S(t); t \geq 0\}$. In addition, define

$$\bar{x}_k^\mu := \sup_{x \in \mathcal{X}^\mu} x_k, \quad k \in \mathcal{K}, \quad (5a)$$

$$\underline{x}_k^\mu := \inf_{x \in \mathcal{X}^\mu} x_k, \quad k \in \mathcal{K}. \quad (5b)$$

Note that \bar{x}_k^μ may be infinite.

2.3.3 Throughput and min-cut capacities

The *throughput* α^μ of a network with control μ is defined as the maximal demand that the network can accept while maintaining stability:

$$\alpha^\mu := \sup \alpha \quad \text{s.t. network is stable.} \quad (6)$$

A network’s throughput is closely related to the network’s *min-cut capacity* (MCC) that equals the maximum network flow [37]. A *cut* \mathcal{C} is a partition of vertices of a graph into two disjoint subsets [22]. Let \mathcal{C} be the set of cuts. For a network with a set of links \mathcal{K} and constant link capacities $\{F_k; k \in \mathcal{K}\}$, the min-cut capacity is defined as

$$C(F_k; \mathcal{K}) := \min_{\mathcal{C} \in \mathcal{C}} \sum_{k \in \mathcal{C}} F_k. \quad (7)$$

2.3.4 Flow ratios

We first define diverging ratios

$$\beta_{kj} = \frac{u_{kj}^*}{\sum_{\ell \in \mathcal{O}_k} u_{k\ell}^*}, \quad j \in \mathcal{O}_k \quad (8)$$

for link $k \in \mathcal{K}$, where $u_{k,j}^*$ are the solutions to following linear programming:

$$(P1) \max_{u \in \mathbb{R}_{\geq 0}^{N_p}} u_1$$

$$\text{s.t. } u_1 = \sum_{j \in \mathcal{O}_1} u_{1j}, \quad (9a)$$

$$\sum_{i \in \mathcal{I}_k} u_{ik} = \sum_{j \in \mathcal{O}_k} u_{kj}, \quad \forall k \in \mathcal{K} \setminus \{1, K\}, \quad (9b)$$

$$u_K = \sum_{i \in \mathcal{I}_K} u_{iK}, \quad (9c)$$

$$\sum_{i \in \mathcal{I}_k} u_{ik} \leq \sum_{s \in \mathcal{S}} p_s F_{s,k}, \quad \forall k \in \mathcal{K} \setminus \{1\}, \quad (9d)$$

$$\sum_{j \in \mathcal{O}_k} u_{kj} \leq \sum_{s \in \mathcal{S}} p_s F_{s,k}, \quad \forall k \in \mathcal{K} \setminus \{K\}. \quad (9e)$$

Note that P1 can be recognized as the maximum flow problem and we have $\max u_1 = C(\sum_{s \in \mathcal{S}} p_s F_{s,k}; \mathcal{K})$.

Further, we recursively define *flow ratios*

$$\gamma_{mk} := \sum_{i \in \mathcal{I}_k} \gamma_{mi} \beta_{ik}. \quad (10)$$

where $\gamma_{ii} := 1$. One can see that γ_{mk} is defined if and only if link k is accessible from link m . The flow ratios have the following lemma that is proved in Appendix A.4.

Lemma 4. *For any demand $\alpha < C(\sum_{s \in \mathcal{S}} p_s F_{s,k}; \mathcal{K})$, we have $\gamma_{1k} \alpha < \sum_{s \in \mathcal{S}} p_s F_{s,k}$.*

3 Throughput analysis

In this section, we analyze a network's stability and throughput under given controls. The main results are sufficient conditions that check whether the network is stable given a demand and control law (Theorem 1 and Proposition 1). They allow quantitative analysis of network throughput.

To state the result, we first define the following sets:

$$\mathcal{K}^\mu := \{k \in \mathcal{K} : \bar{x}_k^\mu = \infty\}, \quad \mathcal{M}_k^\mu := \mathcal{K}^\mu \cap \mathcal{M}_k, \quad \tilde{\mathcal{M}}_k^\mu := \mathcal{M}_k \setminus \mathcal{M}_k^\mu, \quad \mathcal{N}_k^\mu := \mathcal{K}^\mu \cap \mathcal{N}_k.$$

Besides, define $\tilde{\mathcal{N}}_k^\mu$ as the set of links such that for any link $j \in \tilde{\mathcal{N}}_k^\mu$ and over the invariant set \mathcal{X}^μ , (i) j is accessible from k , (ii) j can be congested, (iii) j can cause spillback, and (iv) every link between k and j satisfies (i), (ii), (iii). Here congestion means that traffic density exceeds the critical density and spillback means that the desired flow into link j is less than the receiving flow offered by link j .

We also define

$$I_k^\mu(s, x) := \sum_{m \in \mathcal{M}_k} \gamma_{mk} G_m^\mu(s, x) + \sum_{i \in \mathcal{I}_k} q_{ik}^\mu(s, x) \quad (11)$$

and

$$O_k^\mu(s, x) := \sum_{j \in \mathcal{O}_k} q_{kj}^\mu(s, x) - \sum_{\tilde{n} \in \tilde{\mathcal{N}}_k^\mu} \rho_{\tilde{n}}^\mu(x_{\tilde{n}}) G_{\tilde{n}}^\mu(s, x) \quad (12)$$

where $\rho_{\tilde{n}}^\mu : \mathbb{R}_{\geq 0} \rightarrow \mathbb{R}_{\geq 0}$ is given below:

$$\rho_{\tilde{n}}^\mu(x_{\tilde{n}}) = \begin{cases} 0 & x_{\tilde{n}} < \underline{x}_{\tilde{n}}^\mu, \\ \frac{x_{\tilde{n}} - \underline{x}_{\tilde{n}}^\mu}{\bar{x}_{\tilde{n}}^\mu - \underline{x}_{\tilde{n}}^\mu} & \underline{x}_{\tilde{n}}^\mu \leq x_{\tilde{n}} < \bar{x}_{\tilde{n}}^\mu, \\ 1 & x_{\tilde{n}} \geq \bar{x}_{\tilde{n}}^\mu. \end{cases} \quad (13)$$

Finally, we state the main result as follows:

Theorem 1 (Stability condition). *Consider a network with a demand α and a control $\mu : \mathcal{S} \times \mathcal{X} \rightarrow \mathbb{R}_{\geq 0}^{N_p}$. Suppose that the network admits an invariant set $\mathcal{X}^\mu \subseteq \mathcal{X}$. Then, the network is stable if*

$$\sum_{s \in \mathcal{S}} p_s \left(I_k^{\mu^*}(s) - O_k^{\mu^*}(s) \right) < 0 \quad (14)$$

for any $k \in \mathcal{K}^\mu$ and $s \in \mathcal{S}$, where p_s are steady-state probabilities of the disruption mode given by (1a) – (1c) and

$$I_k^{\mu^*}(s) := \max I_k^\mu(s, x) \quad (15a)$$

$$s.t. \ x_m \in [\underline{x}_m^\mu, x_m^c], \ m \in \mathcal{M}_k^\mu$$

$$x_{\tilde{m}} \in \mathcal{X}_{\tilde{m}}^\mu, \ \tilde{m} \in \tilde{\mathcal{M}}_k^\mu$$

$$x_k = x_k^c$$

$$x_\ell = \bar{x}_\ell^\mu, \ o.w.,$$

$$O_k^{\mu^*}(s) := \min O_k^\mu(s, x) \quad (15b)$$

$$s.t. \ x_{\tilde{n}} \in \mathcal{X}_{\tilde{n}}^\mu, \ \tilde{n} \in \tilde{\mathcal{N}}_k^\mu$$

$$x_k = x_k^c$$

$$x_\ell = \bar{x}_\ell^\mu, \ o.w.$$

One can analyze the network's throughput by finding the supremum of those demands α that satisfy the criterion (14). Since this criterion is a sufficient condition, it in general leads to a lower bound for the network's throughput. But this sufficient condition for stability is also necessary in particular settings, such as networks with infinite link storage spaces (see Theorem 3). Verifying (14) involves solving a set of maximization and minimization problems (15a)–(15b) only over compact sets. This is a significant contribution with respect to the general stability criteria, which essentially require maximization over the possibly unbounded set \mathcal{X}^μ [32].

To implement Theorem 1, one can either use insights about the flow dynamics to analytically solve the maximization and minimization problems or use numerical heuristics. The former is particularly relevant for proving properties of certain controls, such as Theorems 2

and 3 in the next section. The latter is relevant for analyzing the stability of networks with given parameters, such as the example in Section 3.1.

The proof of Theorem 1 is based on Foster-Lyapunov criterion [32] (Section 3.2). By slightly increasing the complexity of the Lyapunov function, we derive a second and tighter stability condition:

Proposition 1. *Consider a network with a demand α and a control $\mu : \mathcal{S} \times \mathcal{X} \rightarrow \mathbb{R}_{\geq 0}^{N_p}$. Suppose that the network admits an invariant set $\mathcal{X}^\mu \subseteq \mathcal{X}$ under the control μ . Then the network is stable if*

$$G_k^\mu(s, x) + \sum_{m \in \mathcal{M}_k} \gamma_{mk} G_m^\mu(s, x) + \sum_{\tilde{n} \in \tilde{\mathcal{N}}_k^\mu} \left(\rho_{\tilde{n}}^\mu(x_{\tilde{n}}) G_{\tilde{n}}^\mu(s, x) + \dot{\rho}(x_{\tilde{n}}) b_{k\tilde{n}}^s \right) + \rho(x_{\tilde{n}}) \sum_{s' \in \mathcal{S}} \lambda_{s,s'} (b_{k\tilde{n}}^{s'} - b_{k\tilde{n}}^s) < 0, \quad \forall (s, x) \in \mathcal{S} \times \mathcal{X}^\mu, k \in \mathcal{K}^\mu. \quad (16)$$

where a set of parameters $b_{k\tilde{n}}^s$ satisfies

$$\frac{1}{2} x_k^\mu + \sum_{m \in \mathcal{M}_k} \gamma_{mk} x_m^\mu + \sum_{\tilde{n} \in \tilde{\mathcal{N}}_k^\mu} \left(\int_{x_{\tilde{n}}^\mu}^{x_{\tilde{n}}} \rho(\xi) d\xi + \rho(x_{\tilde{n}}) b_{k\tilde{n}}^s \right) \geq 0, \quad \forall (s, x) \in \mathcal{S} \times \mathcal{X}^\mu. \quad (17)$$

Proposition 1 indicates that one might find a tighter bound by solving

$$\max_{x, b_{k\tilde{n}}^s} \alpha \quad \text{s.t. (16)–(17)}.$$

However, it could require heavy computation costs due to the nonlinear constraints (16) and (17).

The rest of this section is devoted to a numerical example for throughput analysis based on the stability condition (Section 3.1) and the proof of Theorem 1 (Section 3.2) and Proposition 1 (Section 3.3).

3.1 Numerical example

Consider the network in Figure 2, which is a classical example network for traffic control [45]. The sending flow function of link k is given by

$$f_k(s, x_k) = \min\{v_f x_k, F_{s,k}\},$$

where $v_f > 0$ is a coefficient of free-flow speed [38] and $F_{s,k}$ is the capacity of link k in mode s . The receiving flow functions are given by

$$r_k(x_k) = \begin{cases} F_k - w_c(x_k - x_k^c), & \text{link } k \text{ has finite storage space,} \\ \infty, & \text{link } k \text{ has infinite storage space,} \end{cases}$$

where F_k is the nominal capacity and x_k^c is the critical density of link k , and $w_c > 0$ is a coefficient of congestion-wave speed [38]. For the maximum densities, we have

$$x_k^{\max} = \begin{cases} x_k^c + F_k/w_c, & \text{link } k \text{ has finite storage space,} \\ \infty, & \text{link } k \text{ has infinite storage space.} \end{cases}$$

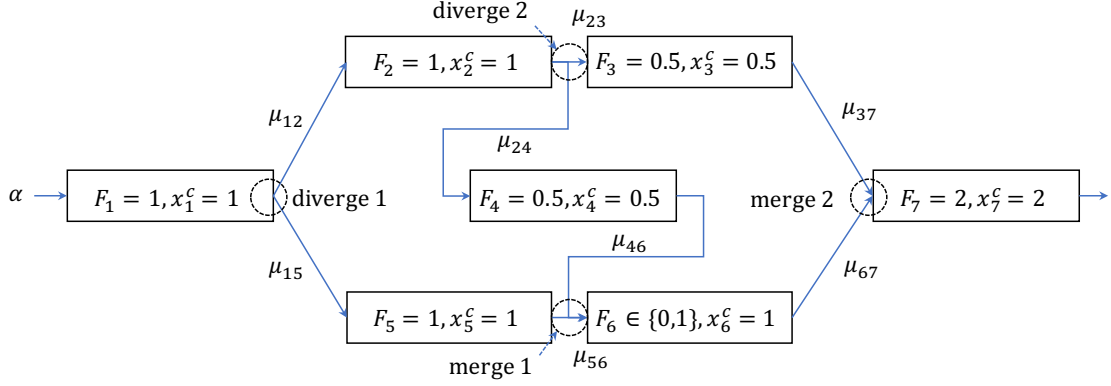


Figure 2: A single-origin-single-destination network with two diverges and two merges.

In this example, we set $v_f = w_c = 1$. Figure 2 shows the values for F_k and x_k^c .

Link 5 is subject to the cyber disruption, which makes the traffic state x_5 appear to be zero to the system operator. Link 6 is subject to the physical disruption, which reduces the capacity of link 6 to zero. Table 1 specifies the cyber disruption characterized by the fault mapping $T_{s,5}(x_5)$ and the physical disruption characterized by the mode-specific capacity $F_{s,6}$. The other links are not subject to disruptions; i.e. $T_{s,k}(x_k) = x_k$ for all s and all $k \neq 5$, and $F_{s,k} = F_k$ for all s and all $k \neq 6$. Hence, the network has four modes.

Table 1: Modes of network in Figure 2

Mode	1	2	3	4
$T_{s,5}(x_5)$	x_5	x_5	0	0
$F_{s,6}$	1	0	1	0

If the network suffers the cyber and physical disruption simultaneously, the mode transition rate matrix is

$$\Lambda = \begin{bmatrix} -\sum_{s' \neq 1} \lambda_{1s'} & \lambda_{12} & \lambda_{13} & \lambda_{14} \\ \lambda_{21} & -\sum_{s' \neq 2} \lambda_{2s'} & \lambda_{23} & \lambda_{24} \\ \lambda_{31} & \lambda_{32} & -\sum_{s' \neq 3} \lambda_{3s'} & \lambda_{34} \\ \lambda_{41} & \lambda_{42} & \lambda_{43} & -\sum_{s' \neq 4} \lambda_{4s'} \end{bmatrix} = \begin{bmatrix} -2 & 1 & 1 & 0 \\ 1 & -2 & 0 & 1 \\ 1 & 0 & -2 & 1 \\ 0 & 1 & 1 & -2 \end{bmatrix}.$$

where $\lambda_{s,s'}$ denotes the transition rate from mode s to mode s' [46]. The steady-state probabilities p_s can be computed for the mode $s \in \{1, 2, 3, 4\}$:

$$p_1 = p_2 = p_3 = p_4 = 1/4.$$

At the diverges, the traffic flows are routed according to the classical logit model:

$$q_{12}(s, x) = \min \left\{ \frac{e^{-\nu x_2}}{e^{-\nu x_2} + e^{-\nu T_{s,5}(x_5)}} f_1(s, x_1), r_2(x_2) \right\},$$

$$\begin{aligned}
q_{15}(s, x) &= \min \left\{ \frac{e^{-\nu T_{s,5}(x_5)}}{e^{-\nu x_2} + e^{-\nu T_{s,5}(x_5)}} f_1(s, x_1), r_5(x_5) \right\}, \\
q_{23}(s, x) &= \min \left\{ \frac{e^{-\nu x_3}}{e^{-\nu x_3} + e^{-\nu x_4}} f_2(s, x_2), r_3(x_3) \right\}, \\
q_{24}(s, x) &= \min \left\{ \frac{e^{-\nu x_4}}{e^{-\nu x_3} + e^{-\nu x_4}} f_2(s, x_2), r_4(x_4) \right\}.
\end{aligned}$$

In this example, we select $\nu = 2$ as the sensitivity coefficient. At the merges, we assume that one incoming link is strictly prioritized over the other. Specifically, at merge 1 link 4 is prioritized over link 5, and at merge 2 link 3 is prioritized over link 6. Such priorities can be realized by

$$\begin{aligned}
q_{46}(s, x) &= \min\{f_4(s, x_4), r_6(x_6)\}, \\
q_{56}(s, x) &= \min\{f_5(s, x_5), r_6(x_6) - q_{46}(s, x)\}, \\
q_{37}(s, x) &= \min\{f_3(s, x_3), r_7(x_7)\}, \\
q_{67}(s, x) &= \min\{f_6(s, x_6), r_7(x_7) - q_{37}(s, x)\}.
\end{aligned}$$

Before we apply Theorem 1 and Proposition 1 to derive the throughput given different storage spaces and disruptions, we construct the following rectangular invariant set:

$$\mathcal{X}^{\text{logit}} = [\underline{x}_1^{\text{logit}}, \infty) \times \prod_{k=2}^7 [\underline{x}_k^{\text{logit}}, \bar{x}_k^{\text{logit}}] = [\alpha/v_f, \infty) \times \prod_{k=2}^7 [\underline{x}_k^{\text{logit}}, \bar{x}_k^{\text{logit}}].$$

We start from the lower boundary. If link 5 is free from the cyber disruption, we have $\underline{x}_2^{\text{logit}} = \underline{x}_5^{\text{logit}} = \min\{v_f \underline{x}_1^{\text{logit}}, F_1\}/2v_f$, otherwise $\underline{x}_2^{\text{logit}} = \omega_2$ and $\underline{x}_5^{\text{logit}} = \omega_5$, where ω_2 and ω_5 are the solutions to the following system of equations:

$$\begin{aligned}
\min\{v_f \underline{x}_1^{\text{logit}}, F_1\} \frac{e^{-\nu \omega_2}}{e^{-\nu \omega_2} + 1} &= v_f \omega_2, \\
\min\{v_f \underline{x}_1^{\text{logit}}, F_1\} \frac{e^{-\nu \omega_5}}{e^{-\nu \omega_2} + e^{-\nu \omega_5}} &= v_f \omega_5.
\end{aligned}$$

Then, according to the network structure, we have the following relationships for the lower boundary of link $k = 2, \dots, 7$:

$$\begin{aligned}
\underline{x}_3^{\text{logit}} &= \underline{x}_4^{\text{logit}} = \min\{v_f \underline{x}_2^{\text{logit}}, F_2\}/2v_f, \\
\underline{x}_6^{\text{logit}} &= (\min\{v_f \underline{x}_4^{\text{logit}}, F_4\} + \min\{v_f \underline{x}_5^{\text{logit}}, F_5\})/v_f, \\
\underline{x}_7^{\text{logit}} &= (\min\{v_f \underline{x}_3^{\text{logit}}, F_3\} + \min\{v_f \underline{x}_6^{\text{logit}}, F_6^{\text{min}}\})/v_f,
\end{aligned}$$

where $F_6^{\text{min}} = 0$ if link 6 is subject to the physical disruption, otherwise $F_6^{\text{min}} = 1$.

The upper boundary is discussed based on whether the the link storage is infinite. First, we consider the first case of infinite storage spaces. We have $\bar{x}_2^{\text{logit}} = \bar{x}_5^{\text{logit}} = F_1/2v_f$ if there is no cyber disruptions affecting link 5, otherwise $\bar{x}_2^{\text{logit}} = \sigma_2$, $\bar{x}_5^{\text{logit}} = \sigma_5$, where σ_2 and σ_5 are the solutions of the following system of equations:

$$\min\{\alpha, F_1\} \frac{e^{-\nu \sigma'_2}}{e^{-\nu \sigma'_2} + 1} = v_f \sigma'_2,$$

$$\min\{\alpha, F_1\} \frac{1}{e^{-\nu\sigma'_2} + 1} = v_f\sigma_5,$$

$$\min\{\alpha, F_1\} \frac{e^{-\nu\sigma_2}}{e^{-\nu\sigma_2} + e^{-\nu\sigma_5}} = v_f\sigma_2.$$

For the upper boundaries of other links, there are the following relationships:

$$\bar{x}_3^{\text{logit}} = \bar{x}_4^{\text{logit}} = \min\{v_f\bar{x}_2^{\text{logit}}, F_2\}/2v_f,$$

$$\bar{x}_6^{\text{logit}} = \begin{cases} \bar{f}_6/v_f, & \bar{f}_6 < F_6^{\min}, \\ \infty, & \text{o.w.}, \end{cases}$$

$$\bar{x}_7^{\text{logit}} = (\min\{v_f\bar{x}_3^{\text{logit}}, F_3\} + \min\{v_f\bar{x}_6^{\text{logit}}, F_6^{\max}\})/v_f,$$

where $\bar{f}_6 := \min\{v_f\bar{x}_4^{\text{logit}}, F_4\} + \min\{v_f\bar{x}_5^{\text{logit}}, F_5^{\max}\}$ and $F_6^{\max} = 1$.

Then we consider the second case of finite storage spaces. If there are no physical disruptions, the upper boundaries can be computed in the aforementioned way. Otherwise, we have

$$\bar{x}_{k_1}^{\text{logit}} = x_{k_1}^{\max}, \quad k_1 \in \{2, 4, 5, 6\}, \quad \bar{x}_{k_2}^{\text{logit}} = x_{k_2}^c, \quad k_2 \in \{3, 7\},$$

where the densities of link 2, 4, 5, 6 attain the maximum value due to congestion spillback.

Table 2 lists the network throughput in various scenarios, where α_t^{logit} , α_p^{logit} and $\alpha_{\text{sim}}^{\text{logit}}$ denote the throughput derived from Theorem 1, Proposition 1 and the numerical simulation, respectively. We can see the simulation value $\alpha_{\text{sim}}^{\text{logit}}$ as the true boundary. It is reasonable to find that Proposition 1 leads to a tighter bound than Theorem 1.

The results demonstrate that cyber-physical disruptions will decrease the network performance. For instance, shown in Table 2, the throughput decreases to 0.944 when the network with finite space suffers physical disruptions. It further reduces to 0.800 when the network is also subject to cyber disruptions. A counter-intuitive finding is that disruptions have more significant impacts given the infinite link storage space. The reason lies in that the congestion in link 6 will not affect the upstream routing at diverge 1 and 2 because link 6 has infinite storage. This finding shows that inappropriate controls will also result in throughput loss.

Table 2: Network throughput in various scenarios

Storage	Cyber disruptions	Physical disruptions	α_t^{logit}	α_p^{logit}	$\alpha_{\text{sim}}^{\text{logit}}$
infinite	no	no	1	1	1
infinite	yes	no	1	1	1
infinite	no	yes	0.667	0.667	0.667
infinite	yes	yes	0.573	0.573	0.643
finite	no	no	1	1	1
finite	yes	no	1	1	1
finite	no	yes	0.745	0.800	0.944
finite	yes	yes	0.576	0.688	0.800

3.2 Proof of Theorem 1

This proof uses a Lyapunov function-based approach. To show the network's stability, we only need to show the boundedness of the traffic densities in link $k \in \mathcal{K}^\mu$. Besides, we only need to consider initial conditions in the invariant set \mathcal{X}^μ [43]. Consider the Lyapunov function $V : \mathcal{S} \times \mathcal{X}^\mu \rightarrow \mathbb{R}$ below:

$$V(s, x) = \sum_{k \in \mathcal{K}^\mu} a_k x_k \left(\frac{1}{2} x_k + \sum_{m \in \mathcal{M}_k} \gamma_{mk} x_m + \sum_{\tilde{n} \in \tilde{\mathcal{N}}_k^\mu} \int_{\underline{x}_{\tilde{n}}^\mu}^{x_{\tilde{n}}} \rho(\xi) d\xi + b_k^s \right).$$

We prove Theorem 1 by showing that if (14) holds, then there exist constants $a_k > 0$, $b_k^s \geq 0$, $c > 0$, and $d < \infty$ that satisfy the following criterion:

Foster-Lyapunov criterion [32]. Consider a Markov process $\{Y(t) : t \geq 0\}$ with state space \mathcal{Y} , an infinitesimal generator \mathcal{L} , and a Lyapunov function $W : \mathcal{Y} \rightarrow \mathbb{R}_{\geq 0}$. If there exist constants $c > 0$, $d < \infty$ and a function $g : \mathcal{Y} \rightarrow \mathbb{R}_{\geq 0}$ such that

$$\mathcal{L}W(y) \leq -cg(y) + d, \quad \forall y \in \mathcal{Y},$$

then, for each initial condition $y(0) \in \mathcal{Y}$,

$$\limsup_{t \rightarrow \infty} \frac{1}{t} \int_{\tau=0}^t \mathbb{E}[g(Y(\tau))] d\tau \leq d/c.$$

To proceed, apply the infinitesimal generator \mathcal{L} to the Lyapunov function V :

$$\mathcal{L}V(s, x) = \sum_{k \in \mathcal{K}^\mu} \left(D_k^\mu(s, x) x_k + a_k G_k^\mu(s, x) \left(\sum_{\tilde{m} \in \tilde{\mathcal{M}}_k^\mu} \gamma_{\tilde{m}k} x_{\tilde{m}} + \sum_{\tilde{n} \in \tilde{\mathcal{N}}_k^\mu} \int_{\underline{x}_{\tilde{n}}^\mu}^{x_{\tilde{n}}} \rho_{\tilde{n}}^\mu(\xi) d\xi + b_k^s \right) \right),$$

where $D_k^\mu(s, x)$ is given by

$$\begin{aligned} D_k^\mu(s, x) = & a_k \left(G_k^\mu(s, x) + \sum_{m \in \mathcal{M}_k} \gamma_{mk} G_m^\mu(s, x) + \sum_{\tilde{n} \in \tilde{\mathcal{N}}_k^\mu} \rho_{\tilde{n}}^\mu(x_{\tilde{n}}) G_{\tilde{n}}^\mu(s, x) + \sum_{s' \in \mathcal{S}} \lambda_{s, s'} (b_k^{s'} - b_k^s) \right) \\ & + \sum_{n \in \mathcal{N}_k^\mu} a_n \gamma_{kn} G_n^\mu(s, x). \end{aligned}$$

Note that $x_{\tilde{m}}$ is bounded for each $\tilde{m} \in \tilde{\mathcal{M}}_k^\mu$ and that $x_{\tilde{n}}$ is bounded for each $\tilde{n} \in \tilde{\mathcal{N}}_k^\mu$. Besides, Lemma 2 shows that $G_k^\mu(s, x)$ is also bounded. So there exists $d_0 < \infty$ such that

$$\mathcal{L}V(s, x) \leq \sum_{k \in \mathcal{K}^\mu} D_k^\mu(s, x) x_k + d_0, \quad \forall (s, x) \in \mathcal{S} \times \mathcal{X}^\mu.$$

In the following, we prove that there exist $c > 0$ and $d_k < \infty$ for any link $k \in \mathcal{K}^\mu$ such that

$$D_k^\mu(s, x) x_k \leq -cx_k + d_k, \quad \forall (s, x) \in \mathcal{S} \times \mathcal{X}^\mu. \quad (18)$$

We discuss two cases: 1) $x_k \leq x_k^c$ and 2) $x_k > x_k^c$. If $x_k \leq x_k^c$, we have $d_k = \sup_{s, x} D_k^\mu(s, x) x_k + cx_k < \infty$ given any $c > 0$ because $D_k^\mu(s, x)$ is bounded.

In case of $x_k > x_k^c$, according to Lemmas 1 and 3, we have

$$I_k^\mu(s, x) \leq I_k^{\mu*}(s), \quad O_k^\mu(s, x) \geq O_k^{\mu*}(s)$$

for any link $k \in \mathcal{K}^\mu$ with $x_k > x_k^c$. Then,

$$\begin{aligned} & G_k^\mu(s, x) + \sum_{m \in \mathcal{M}_k} \gamma_{mk} G_m^\mu(s, x) + \sum_{\tilde{n} \in \tilde{\mathcal{N}}_k^\mu} \rho_{\tilde{n}}^\mu(x_{\tilde{n}}) G_{\tilde{n}}^\mu(s, x) \\ &= I_k^\mu(s, x) - O_k^\mu(s, x) \leq I_k^{\mu*}(s) - O_k^{\mu*}(s) = z_k^s, \end{aligned}$$

where the definition z_k^s is clear from the above. Then, b_k^s are the solutions to

$$z_k^s + \sum_{s' \in \mathcal{S}} \lambda_{s, s'} (b_k^{s'} - b_k^s) = \sum_{s' \in \mathcal{S}} p_{s'} z_k^{s'}, \quad s \in \mathcal{S}, \quad k \in \mathcal{K}^\mu. \quad (19)$$

The existence of b_k^s is guaranteed by the following technical result, which we prove in Appendix A.5:

Lemma 5. *The system of equations (19) has a non-negative solution for b_k^s , $s \in \mathcal{S}$, $k \in \mathcal{K}^\mu$.*

To show the existence of a_k , note that $G_n^\mu(s, x)$ is bounded; hence there exists $\delta < \infty$ such that

$$D_k^\mu(s, x) \leq a_k \sum_{s \in \mathcal{S}} p_s z_k^s + \delta \sum_{n \in \mathcal{N}_k^\mu} a_n, \quad \forall k \in \mathcal{K}^\mu.$$

Since (14) implies that $\sum_{s \in \mathcal{S}} p_s z_k^s < 0$ for each $k \in \mathcal{K}^\mu$, the existence of a_k is guaranteed by the following technical result, which we prove in Appendix A.6:

Lemma 6. *The system of equations*

$$\eta_k a_k + \delta \sum_{n \in \mathcal{N}_k^\mu} a_n < 0, \quad \forall k \in \mathcal{K}^\mu \quad (20)$$

has a strictly positive solution for a_k if $\eta_k < 0$ for each $k \in \mathcal{K}^\mu$.

So if $x_k > x_k^c$, there exists $c > 0$ satisfying $D_k^\mu(s, x) x_k \leq -c x_k$. Combining the results in the two cases of $x_k \leq x_k^c$ and $x_k > x_k^c$ shows that there exist $c > 0$ and $d_k < \infty$ satisfying (18) for any link $k \in \mathcal{K}^\mu$.

Finally, let $d = d_0 + \sum_k d_k$, we have

$$\mathcal{L}V(s, x) \leq -c \sum_{k \in \mathcal{K}^\mu} x_k + d, \quad \forall (s, x) \in \mathcal{S} \times \mathcal{X}^\mu.$$

It indicates that we can conclude stability of the network by the Foster-Lyapunov criterion.

3.3 Proof of Proposition 1

Consider the Lyapunov function

$$V(s, x) = \sum_{k \in \mathcal{K}^\mu} a_k x_k \left(\frac{1}{2} x_k + \sum_{m \in \mathcal{M}_k} \gamma_{mk} x_m + \sum_{\tilde{n} \in \tilde{\mathcal{N}}_k^\mu} \left(\int_{\underline{x}_{\tilde{n}}^\mu}^{x_{\tilde{n}}} \rho(\xi) d\xi + \rho(x_{\tilde{n}}) b_{k\tilde{n}}^s \right) \right).$$

Since (17) ensures this Lyapunov function to be non-negative, we can apply Foster-Lyapunov criterion. Note that this Lyapunov function is non-differentiable with respect to x_k at \underline{x}_k^μ and \bar{x}_k^μ , but it is right-differentiable (resp. left-differentiable) with respect to x_k at \underline{x}_k^μ (resp. \bar{x}_k^μ). The infinitesimal generator \mathcal{L} gives

$$\mathcal{L}V(s, x) = \sum_{k \in \mathcal{K}^\mu} \left(D_k^\mu(s, x) x_k + a_k G_k^\mu(s, x) \left(\sum_{\tilde{m} \in \tilde{\mathcal{M}}_k^\mu} \gamma_{\tilde{m}k} x_{\tilde{m}} + \sum_{\tilde{n} \in \tilde{\mathcal{N}}_k^\mu} \left(\int_{\underline{x}_{\tilde{n}}^\mu}^{x_{\tilde{n}}} \rho_{\tilde{n}}^\mu(\xi) d\xi + \rho(x_{\tilde{n}}) b_{k\tilde{n}}^s \right) \right) \right)$$

where $D_k^\mu(s, x)$ is given by

$$\begin{aligned} D_k^\mu(s, x) = & a_k \left(G_k^\mu(s, x) + \sum_{m \in \mathcal{M}_k} \gamma_{mk} G_m^\mu(s, x) + \sum_{\tilde{n} \in \tilde{\mathcal{N}}_k^\mu} \left(\rho_{\tilde{n}}^\mu(x_{\tilde{n}}) G_{\tilde{n}}^\mu(s, x) \right. \right. \\ & \left. \left. + \dot{\rho}(x_{\tilde{n}}) b_{k\tilde{n}}^s + \rho(x_{\tilde{n}}) \sum_{s' \in \mathcal{S}} \lambda_{s, s'} (b_{k\tilde{n}}^{s'} - b_{k\tilde{n}}^s) \right) \right) + \sum_{n \in \mathcal{N}_k^\mu} a_n \gamma_{kn} G_n^\mu(s, x). \end{aligned}$$

According to the proof of Theorem 1, we need only prove

$$\begin{aligned} G_k^\mu(s, x) + \sum_{m \in \mathcal{M}_k} \gamma_{mk} G_m^\mu(s, x) + \sum_{\tilde{n} \in \tilde{\mathcal{N}}_k^\mu} \left(\rho_{\tilde{n}}^\mu(x_{\tilde{n}}) G_{\tilde{n}}^\mu(s, x) \right. \\ \left. + \dot{\rho}(x_{\tilde{n}}) b_{k\tilde{n}}^s + \rho(x_{\tilde{n}}) \sum_{s' \in \mathcal{S}} \lambda_{s, s'} (b_{k\tilde{n}}^{s'} - b_{k\tilde{n}}^s) \right) < 0, \quad \forall (s, x) \in \mathcal{S} \times \mathcal{X}^\mu, k \in \mathcal{K}^\mu. \end{aligned}$$

So given (16), we can conclude that Foster-Lyapunov criterion is achieved.

4 Control design

In this section, we design control laws to improve network throughput. A classical result in network control is the max-flow min-cut theorem, which characterizes the maximally attainable throughput in terms of link capacities [37]. We will extend the notion of min-cut capacity (MCC) to stochastic networks and present a series of results characterizing the throughput under various classes of control laws.

Two extensions of MCC are considered in the stochastic setting. The *min-expected-cut capacity* (MECC) is the minimum cut capacity evaluated with the expected capacity of each link:

$$M := C \left(\sum_{s \in \mathcal{S}} p_s F_{s, k}; \mathcal{K} \right). \quad (21)$$

The *expected-min-cut capacity* (EMCC) is the expected minimum cut capacity over various modes:

$$E := \sum_{s \in \mathcal{S}} p_s C(F_{s,k}; \mathcal{K}). \quad (22)$$

The MECC and the EMCC are in general not equal. In fact, one can show that the MECC is no less than the EMCC. Figure 3 illustrates the EMCC (0.75) and MECC (1) of the network in Figure 2, where the min-cuts are highlighted as solid arrows.

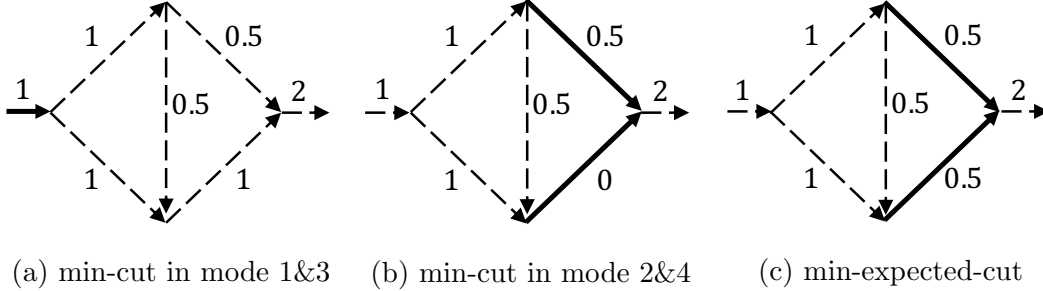


Figure 3: EMCC and MECC

Next, we investigate in which case there exist controls that attain EMCC/MECC. We show that i) for a network with observable disruption modes, there exists a mode-dependent control that attains the EMCC (Theorem 2) and (ii) for a network with infinite link storage spaces, there exists an open-loop control that attains the MECC (Theorem 3). However, MECC might not be attainable in general cases. So we also design a closed-loop control with a guaranteed lower-bound (Theorem 4).

For the mode-aware setting, we derive Theorem 2 that is analogous to the classical max-flow min-cut theorem [37]. It states that there exists a mode-dependent control that attains the minimum expected cut capacity. The control is given by

$$\mu_{kj}^{\text{md}}(s) = u_{kj}^*(s), \quad (23)$$

where $u_{kj}^*(s)$ is the optimal solution to the linear program

$$\begin{aligned} \text{(P2)} \quad & \max_{u \in \mathbb{R}_{\geq 0}^{N_p}} \sum_{k \in \mathcal{K}, j \in \mathcal{O}_k} u_{kj}(s) \\ & \text{s.t.} \quad \sum_{j \in \mathcal{O}_k} u_{kj}(s) \leq f_k(s, x_k^c), \quad \forall k \in \mathcal{K}, \end{aligned} \quad (24a)$$

$$\sum_{i \in \mathcal{I}_k} u_{ik}(s) \leq r_k(s, x_k^c), \quad \forall k \in \mathcal{K} \setminus \{1\}, \quad (24b)$$

$$\sum_{i \in \mathcal{I}_k} u_{ik}(s) - \sum_{j \in \mathcal{O}_k} u_{kj}(s) = 0, \quad \forall k \in \mathcal{K} \setminus \{1\}. \quad (24c)$$

Theorem 2 (Max-flow expected-min-cut). *Consider a dynamic flow network with a demand α . Suppose that the system operator can correctly observe the mode $S(t)$ for $t \geq 0$. Then, μ^{md} given by (23) attains the expected-min-cut capacity $\sum_{s \in \mathcal{S}} p_s C(F_{s,k}; \mathcal{K})$.*

Theorem 3 is used if every link has an infinite storage space. This theorem states that there exists a control that attains the minimum expected cut capacity without observing disruption modes and network states. The control is as follows:

$$\mu_{kj}^{\text{ol}} = \gamma_{kj} F_k^{\text{max}}, \quad (25)$$

where F_k^{max} denotes among $F_{s,k}$.

Theorem 3 (Max-flow min-expected-cut). *Consider a dynamic flow network with infinite link storage spaces and with demand α . Then, the open-loop control μ^{ol} given by (25) attains the min-expected-cut capacity $C\left(\sum_{s \in \mathcal{S}} p_s F_{s,k}; \mathcal{K}\right)$.*

For general network (with incorrect sensing/actuating or with finite link storage spaces), one can indeed apply Theorem 1 to obtain a closed-loop control. However, since Theorem 1 considers general control, the relation between the control μ and the throughput α^μ is not an explicit one. To facilitate control design, we restrict the structure of the control such that

$$\bar{x}_k^\mu < \infty, \quad \forall k \neq 1, \quad (26)$$

$$\sum_{i \in \mathcal{I}_k} \mu_{ik}(s, x) \leq r_k(s, x), \quad \forall x \in \mathcal{X}^\mu, k \neq 1. \quad (27)$$

Note that the control input could be modified by disruption modes. The constraint (26) ensures densities are bounded except in link 1, and the constraint (27) requires that the controlled inflow does not exceed the receiving flow. For such a restricted control, we derive the following lower bound.

Theorem 4 (Lower-bounded throughput). *Consider a dynamic flow network with a control μ^{dd} that satisfies (26)–(27). Suppose that the network admits an invariant set \mathcal{X}^μ under control μ^{dd} . Then, μ^{dd} can attain a throughput lower-bounded by*

$$\begin{aligned} \alpha^\mu \geq & \sum_{s \in \mathcal{S}} p_s \min_{\substack{x_{\tilde{n}} \in \mathcal{X}^\mu: \tilde{n} \in \tilde{\mathcal{N}}_1^\mu \\ x_1 = x_1^c \\ x_\ell = \bar{x}_\ell^\mu, \text{o.w.}}} \left(\sum_{j \in \mathcal{O}_1} \min\left\{ \mu_{1j}(s, x), \frac{\mu_{1j}(s, x)}{\sum_{\ell \in \mathcal{O}_1} \mu_{1\ell}(s, x)} f_1(s, x) \right\} \right. \\ & - \sum_{\tilde{n} \in \tilde{\mathcal{N}}_1^\mu} \rho_{\tilde{n}}(x_{\tilde{n}}) \left(\sum_{i \in \mathcal{I}_{\tilde{n}}} \min\left\{ \mu_{i\tilde{n}}(s, x), \frac{\mu_{i\tilde{n}}(s, x)}{\sum_{\ell \in \mathcal{O}_i} \mu_{i\ell}(s, x)} f_i(s, x) \right\} \right. \\ & \left. \left. - \sum_{j \in \mathcal{O}_{\tilde{n}}} \min\left\{ \mu_{\tilde{n}j}(s, x), \frac{\mu_{\tilde{n}j}(s, x)}{\sum_{\ell \in \mathcal{O}_{\tilde{n}}} \mu_{\tilde{n}\ell}(s, x)} f_{\tilde{n}}(s, x) \right\} \right) \right). \quad (28) \end{aligned}$$

This result is significantly simpler than Theorem 1 in terms of computation, since the lower-bound is independent of demand α . Hence, we can directly use this result for control design.

The rest of this section first illustrates the above results with a numerical example (Section 4.1) and then proves them respectively (Section 4.2–4.4).

4.1 Numerical example

Consider again the network in Figure 2. We apply our results to three control laws in various scenarios. The three control laws are open-loop μ^{ol} , mode-dependent μ^{md} , and density-dependent μ^{dd} . The open-loop control assigns constant flows between links, independent of both the mode and the traffic densities. The mode-dependent control adjusts the flows according to the mode but independent of the traffic densities. The density-dependent control determines the flows according to the traffic densities and independent of the mode. More details of the three controls are available in Section 4.1.1–4.1.3.

Table 3: Comparison between different control laws

Control law			Mode-dependent			Open-loop			Density-dependent		
Require observation of mode s ?			Yes			No			No		
Require knowledge of transition rates $\lambda_{s,s'}$?			No			Yes			No		
Require observation of densities x_k ?			No			No			Yes		
Storage	Cyber disruptions	Physical disruptions	α_t^{md}	α_p^{md}	$\alpha_{\text{sim}}^{\text{md}}$	α_t^{ol}	α_p^{ol}	$\alpha_{\text{sim}}^{\text{ol}}$	α_t^{dd}	α_p^{dd}	$\alpha_{\text{sim}}^{\text{dd}}$
infinite	no	no	1	1	1	1	1	1	1	1	1
infinite	yes	no	1	1	1	1	1	1	1	1	1
infinite	no	yes	0.750	0.750	0.750	1	1	1	0.746	0.844	0.943
infinite	yes	yes	0.750	0.750	0.750	1	1	1	0.746	0.844	0.943
finite	no	no	1	1	1	1	1	1	1	1	1
finite	yes	no	1	1	1	1	1	1	1	1	1
finite	no	yes	0.750	0.750	0.750	0.730	0.885	0.928	0.747	0.874	0.970
finite	yes	yes	0.750	0.750	0.750	0.730	0.885	0.928	0.727	0.855	0.958

Table 3 first summarizes the main features of the control laws. It clearly illustrates the pros and cons of these controls. Importantly, the open-loop controls requires prior knowledge of the inter-mode transition rates, which may not be easily obtained in practice. Furthermore, observation of mode requires quick detection of disruptions, which may not be easy in practice. Hence, density-dependent control is more practical. However, density-dependent control relies on traffic state observation and is thus vulnerable to cyber disruptions, such as sensing faults, while the mode-dependent and open-loop control are not.

Besides, Table 3 lists the control performance in various scenarios, where the subscripts “ t ”, “ p ” and “ sim ” denote the throughput derived from Theorem 1, Proposition 1 and the numerical simulation. To implement Theorem 1 and Proposition 1, we design the rectangular invariant sets for each control, which is similar to that for the logit routing.

The results successfully verify Theorem 2 and 3. The expected-min-cut capacity (EMCC) subject to (resp. free from) the physical disruptions equals 0.75 (resp. 1) and is attainable given the mode-dependent control; the min-expected-cut capacity (MECC) equals 1 and is available under the open-loop control when all the links have infinite storage spaces. When the link storage spaces become finite, the open-loop control might not attain MECC mainly due to spillback.

The results also support the statement that density-dependent control is vulnerable to cyber disruptions. For instance, if every link has an finite storage space, the throughput under the density-dependent control decreases due to cyber disruptions. Note that density-dependent control does not perform better given the infinite storage spaces. It is because the control is more restricted to prevent the traffic density x_5 from being boundless when

the network is subject to cyber disruptions (Section 4.1.3).

We also compare the designed controls with the classical routing policy (Table 2). The comparison reveals that μ^{md} , μ^{ol} and μ^{dd} outperform the classical control in most cases.

Next, we present and discuss details about the three controls.

4.1.1 Mode-dependent control

The control μ^{md} is obtained from solving the linear programming P2 for each disruption mode s . Then we have

$$\begin{aligned}\mu_{12}^{\text{md}}(s) &= \mu_{23}^{\text{md}}(s) = \mu_{37}^{\text{md}}(s) = \theta_s, \\ \mu_{24}^{\text{md}}(s) &= 0, \\ \mu_{15}^{\text{md}}(s) &= \mu_{56}^{\text{md}}(s) = \mu_{67}^{\text{md}}(s) = \phi_s,\end{aligned}$$

where θ_s and ϕ_s are listed in Table 4. Note that there are no flows from link 2 to link 4, so link 4 can be neglected.

Table 4: Optimal values for parameters of μ^{md} .

mode	1	2	3	4
θ_s	0.5	0.5	0.5	0.5
ϕ_s	1	0	1	0

4.1.2 Open-loop control

Solving the linear programming P1 gives $u_{12}^* = u_{23}^* = u_{37}^* = u_{15}^* = u_{56}^* = u_{67}^* = 0.5$ and $u_{24}^* = u_{46}^* = 0$. Then we can compute γ_{kj} and use (25) to obtain the following open-loop control

$$\begin{aligned}\mu_{12}^{\text{ol}} &= \mu_{23}^{\text{ol}} = \mu_{37}^{\text{ol}} = 0.5, \quad \mu_{24}^{\text{ol}} = 0, \\ \mu_{15}^{\text{ol}} &= \mu_{56}^{\text{ol}} = 0.5, \quad \mu_{67}^{\text{ol}} = 1.\end{aligned}$$

Similarly, flows are not allowed from link 2 to link 4 and only six links need to be considered.

4.1.3 Density-dependent control

We design the following density-dependent control:

$$\begin{aligned}\mu_{12}^{\text{dd}}(s, x) &= 2 - x_2, \quad \mu_{56}^{\text{dd}}(s, x) = 2 - x_6, \\ \mu_{15}^{\text{dd}}(s, x) &= \begin{cases} \min\{2 - T_5(s, x_5), 2 - x_6\}, & \text{link 5 has infinite storage spaces,} \\ 2 - T_5(s, x_5), & \text{link 5 has finite storage spaces,} \end{cases}\end{aligned}$$

where $T_5(s, x_5)$ is the fault mapping given in Table 1. Since link 3 and 7 will not be congested, it is not necessary to control the flows into them. When link 5 has infinite storage, the controlled inflow is more restricted to prevent the traffic density x_5 from being boundless. Note that Theorem 4 can be used except when the links with finite storage spaces are subject to both cyber and physical disruptions because (27) does not hold in this case.

4.2 Proof of Theorem 2

We prove Theorem 2 mainly based on Theorem 1. The proof involves Lemma 7, which we prove in the appendix.

Lemma 7. *Under the control μ^{md} defined in (23), the network admits $\tilde{\mathcal{N}}_1^\mu = \emptyset$ and $\mathcal{K}^\mu = \{1\}$.*

Lemma 7 indicates that we only need to consider $I_1^\mu(s, x)$ and $O_1^\mu(s, x)$ according to Theorem 1, and we have

$$\sum_{s \in \mathcal{S}} p_s (I_1^{\mu^*}(s) - O_1^{\mu^*}(s)) = \alpha - \sum_{s \in \mathcal{S}} p_s \sum_{j \in \mathcal{O}_1} \mu_{1j}^{\text{md}}(s).$$

Note that \mathcal{O}_1 is a cut, so we have $\sum_{j \in \mathcal{O}_1} \mu_{1j}^{\text{md}}(s) = C(F_{s,k}; \mathcal{K})$. Finally, Theorem 1 says that the system will be stable if $\alpha < \sum_{s \in \mathcal{S}} p_s C(F_{s,k}; \mathcal{K})$. It means μ^{md} attains the expected-min-cut capacity $\sum_{s \in \mathcal{S}} p_s C(F_{s,k}; \mathcal{K})$.

4.3 Proof of Theorem 3

4.3.1 Sufficiency

This proof is similar to that of Theorem 1. Note that we have $\tilde{\mathcal{N}}_k^\mu = \emptyset$ because all the links have infinite storage and congestion spillback will not happen, so we consider the reduced Lyapunov function

$$V(s, x) = \sum_{k \in \mathcal{K}^\mu} a_k x_k \left(\frac{1}{2} x_k + \sum_{m \in \mathcal{M}_k} \gamma_{mk} x_m + b_k^s \right).$$

Then, apply the infinitesimal generator \mathcal{L} to the Lyapunov function V :

$$\mathcal{L}V(s, x) = \sum_{k \in \mathcal{K}^\mu} \left(a_k \left(G_k^\mu(s, x) + \sum_{m \in \mathcal{M}_k} \gamma_{mk} G_m^\mu(s, x) \right) + \sum_{n \in \mathcal{N}_k^\mu} a_n \gamma_{kn} G_n^\mu(s, x) \right) x_k.$$

Similar to the proof of Theorem 1, we need only prove

$$G_k^\mu(s, x) + \sum_{m \in \mathcal{M}_k} \gamma_{mk} G_m^\mu(s, x) \Big|_{x_k > x_k^c} < 0, \quad \forall k \in \mathcal{K}^\mu.$$

Note that, for any link $m \in \mathcal{M}_k$, we have

$$\begin{aligned} & \sum_{j \in \mathcal{O}_m} \gamma_{mj} q_{mj}(s, x) - \sum_{\ell \in \mathcal{O}_m \cap \mathcal{M}_k} \gamma_{\ell k} q_{m\ell}(s, x) \\ &= \sum_{j \in \mathcal{O}_m} \gamma_{mj} \gamma_{mj} f_m(s, x) - \sum_{\ell \in \mathcal{O}_m \cap \mathcal{M}_k} \gamma_{\ell k} \gamma_{m\ell} f_m(s, x) \\ &= \gamma_{mk} f_m(s, x) - \gamma_{mk} f_m(s, x) = 0. \end{aligned}$$

So we obtain

$$G_k^\mu(s, x) + \sum_{m \in \mathcal{M}_k} \gamma_{mk} G_m^\mu(s, x) \Big|_{x_k > x_k^c} \leq \gamma_{1k} \alpha - F_k^{\max}.$$

According to Lemma 4, we further have

$$\gamma_{1k} \alpha - F_k^{\max} < \sum_{s \in \mathcal{S}} p_s F_{s,k} - F_k^{\max} \leq 0,$$

given any $\alpha < C(\sum_{s \in \mathcal{S}} p_s F_{s,k}; \mathcal{K})$. So the system will be stable if $\alpha < C(\sum_{s \in \mathcal{S}} p_s F_{s,k}; \mathcal{K})$. It means the open-loop control μ^{ol} attains the min-expected-cut capacity.

4.3.2 Necessity

Let $\mathcal{C}^* = \arg \min_{\mathcal{C}} \sum_{k \in \mathcal{C}, s \in \mathcal{S}} p_s F_{s,k}$ be the min-expected-cut and $X_{\mathcal{C}^*}(t)$ be the vector of the states of \mathcal{C}^* and its upstream links. Suppose $\alpha = C(\sum_{s \in \mathcal{S}} p_s F_{s,k}; \mathcal{K})$, then the control law μ^{ol} gives

$$\limsup_{t \rightarrow \infty} \frac{1}{t} \int_{\tau=0}^t E[|X_{\mathcal{C}^*}(\tau)|] d\tau = |X_{\mathcal{C}^*}(0)|.$$

This implies

$$\limsup_{t \rightarrow \infty} \frac{1}{t} \int_{\tau=0}^t E[|X(\tau)|] d\tau \geq |X_{\mathcal{C}^*}(0)|,$$

and we cannot find $Z < \infty$ such that (4) holds for any initial condition. So the system under the control defined in (25) is stable only if $\alpha < C(\sum_{s \in \mathcal{S}} p_s F_{s,k}; \mathcal{K})$.

4.4 Proof of Theorem 4

Note that (26) indicates $\mathcal{K}^\mu = \{1\}$. According to Theorem 1, the network is stable if

$$\sum_{s \in \mathcal{S}} p_s \left(I_1^{\mu^*}(s) - O_1^{\mu^*}(s) \right) = \alpha - \sum_{s \in \mathcal{S}} p_s \min_{\substack{x_{\tilde{n}} \in \mathcal{X}^\mu: \tilde{n} \in \tilde{\mathcal{N}}_1^\mu \\ x_1 = x_1^c \\ x_\ell = \bar{x}_\ell^\mu, o.w.}} O_1^\mu(s, x) < 0 \quad (29)$$

where $O_1^\mu(s, x)$ is given below

$$\begin{aligned} O_1^\mu(s, x) &= \sum_{j \in \mathcal{O}_1} q_{1j}^\mu(s, x) - \sum_{\tilde{n} \in \tilde{\mathcal{N}}_1^\mu} \rho_{\tilde{n}}^\mu(x_{\tilde{n}}) G_{\tilde{n}}^\mu(s, x) \\ &= \sum_{j \in \mathcal{O}_1} \min \left\{ \mu_{1j}(s, x), \frac{\mu_{1j}(s, x)}{\sum_{\ell \in \mathcal{O}_1} \mu_{1\ell}(s, x)} f_1(s, x) \right\} \\ &\quad - \sum_{\tilde{n} \in \tilde{\mathcal{N}}_1^\mu} \rho_{\tilde{n}}^\mu(x_{\tilde{n}}) \left(\sum_{i \in \mathcal{I}_{\tilde{n}}} \min \left\{ \mu_{i\tilde{n}}(s, x), \frac{\mu_{i\tilde{n}}(s, x)}{\sum_{\ell \in \mathcal{O}_i} \mu_{i\ell}(s, x)} f_i(s, x) \right\} \right. \\ &\quad \left. - \sum_{j \in \mathcal{O}_{\tilde{n}}} \min \left\{ \mu_{\tilde{n}j}(s, x), \frac{\mu_{\tilde{n}j}(s, x)}{\sum_{\ell \in \mathcal{O}_{\tilde{n}}} \mu_{\tilde{n}\ell}(s, x)} f_{\tilde{n}}(s, x) \right\} \right). \end{aligned}$$

So (29) indicates the lower bound given by (28).

5 Concluding remarks

We propose a novel approach to the analysis and design of traffic control for dynamic flow networks suffering cyber-physical disruptions. First, we apply piecewise-deterministic Markov process to modeling disruptions and their impacts on network dynamics. Then, a stability condition (Theorem 1) is derived with the Lyapunov-based method. By slightly changing the Lyapunov function, we derive a stronger stability condition (Proposition 1). The stability analysis contributes to two specific controls. The first one can attain expected-min-cut capacity of the network if the disruptions are observable (Theorem 2); the second one can attain min-expected-cut capacity if all the links have infinite storage space (Theorem 3). For the general case, we also propose a density-dependent control whose lower-bounded throughput is guaranteed (Theorem 4). The discussion shows density-dependent control is more practical, but the numerical example also demonstrates its vulnerability to the cyber disruptions.

This work can serve as the basis for multiple future studies. First, applying stability condition involves constrained nonlinear optimization. Thus, it is worthwhile finding efficient numerical heuristics methods, especially for large-scale networks. Second, the optimal density-dependent control still remains to be addressed. Finally, the modeling technique and stability analysis can be customized and applied to more specific problems, such as resilient ramp metering.

A Appendices

A.1 Proof of Lemma 1

First, we show that $q_{kj}^\mu(s, x)$ is non-decreasing in x_k for any $j \in \mathcal{O}_k$. To achieve that, we check the three terms in the right-hand side of (2) respectively. According to Assumption 3, it is clear that the first term $\mu_{kj}(s, x)$ is non-decreasing in x_k for any $j \in \mathcal{O}_k$.

Then we consider the second term. Suppose $f_k(s, x'_k) = f_k(s, x_k) + \Delta_{f_k}$ and $\mu_{kj}(s, x') = \mu_{kj}(s, x) + \Delta_{\mu_{kj}}$, where x and x' satisfy $x'_k \geq x_k$ and $x'_\ell = x_\ell$ for $\ell \neq k$. According to Assumption 3, we have $0 \leq \sum_{j \in \mathcal{O}_k} \Delta_{\mu_{kj}} \leq \Delta_{f_k}$. This implies $\sum_{j \in \mathcal{O}_k} \mu_{kj}(s, x') \leq f_k(s, x'_k)$ if $\sum_{j \in \mathcal{O}_k} \mu_{kj}(s, x) \leq f_k(s, x_k)$. In this case, the second term is larger than the first one and thus can be ignored. If

$$\sum_{j \in \mathcal{O}_k} \mu_{kj}(s, x') > f_k(s, x'_k), \quad \sum_{j \in \mathcal{O}_k} \mu_{kj}(s, x) > f_k(s, x_k),$$

then we have

$$\frac{(f_k(s, x_k) + \Delta_{f_k})\Delta_{\mu_{kj}} + \mu_{kj}(s, x)\Delta_{f_k}}{\mu_{kj}(s, x)\sum_{j \in \mathcal{O}_k} \Delta_{\mu_{kj}}} \frac{\sum_{j \in \mathcal{O}_k} \mu_{kj}(s, x)}{f_k(s, x_k)} \geq 1.$$

It indicates

$$\frac{\mu_{kj}(s, x')f_k(s, x'_k) / \sum_{j \in \mathcal{O}_k} \mu_{kj}(s, x')}{\mu_{kj}(s, x)f_k(s, x_k) / \sum_{j \in \mathcal{O}_k} \mu_{kj}(s, x)} \geq 1,$$

which means the second term is non-decreasing in x_k .

If

$$\sum_{j \in \mathcal{O}_k} \mu_{kj}(s, x') \leq f_k(s, x'_k), \quad \sum_{j \in \mathcal{O}_k} \mu_{kj}(s, x) > f_k(s, x_k),$$

then we have

$$\frac{\mu_{kj}(s, x')}{\sum_{k \in \mathcal{O}_k} \mu_{kj}(s, x')} f_k(s, x'_k) \geq \mu_{kj}(s, x'), \quad \mu_{kj}(s, x) \geq \frac{\mu_{kj}(s, x)}{\sum_{k \in \mathcal{O}_k} \mu_{kj}(s, x)} f_k(s, x_k).$$

So the second term is also non-decreasing in x_k since $\mu_{kj}(s, x') \geq \mu_{kj}(s, x)$.

For the third term, we have

$$r_j(s, x) = r_j(s, x')$$

and

$$\mu_{kj}(s, x') \sum_{j \in \mathcal{O}_k} \mu_{kj}(s, x) - \mu_{kj}(s, x) \sum_{j \in \mathcal{O}_k} \mu_{kj}(s, x') \geq 0. \quad (30)$$

Note that (30) implies

$$\frac{\mu_{kj}(s, x')}{\sum_{j \in \mathcal{O}_k} \mu_{kj}(s, x')} - \frac{\mu_{kj}(s, x)}{\sum_{j \in \mathcal{O}_k} \mu_{kj}(s, x)} \geq 0. \quad (31)$$

So the third term is non-decreasing in x_k . Finally, we can conclude that $q_{kj}^\mu(s, x)$ is non-decreasing in x_k for any $j \in \mathcal{O}_k$. The monotonicity of q_{ik}^μ can be proved in a similar way.

A.2 Proof of Lemma 2

Finite sending flow $f_k(s, x)$ indicates the actual flow $q_{kj}^\mu(s, x)$ is also limited. So $G_k^\mu(s, x)$ is bounded for any link k .

A.3 Proof of Lemma 3

Lemma 1 states that $q_{kj}^\mu(s, x)$ is non-decreasing in x_k while $q_{ik}^\mu(s, x)$ is non-increasing in x_k . Then, from the definition of $G_k^\mu(s, x)$ in (3a)–(3c), we can verify that $G_k^\mu(s, x)$ is non-increasing in x_k and $G_\ell^\mu(s, x)$ is non-decreasing in x_k for $\ell \in \mathcal{O}_k \cup \mathcal{I}_k$.

A.4 Proof of Lemma 4

Note $u_1^* = \max u_1 = C(\sum_{s \in \mathcal{S}} p_s F_{s,k}; \mathcal{K})$. By definition, we have $\gamma_{1k} u_1^* = \sum_{i \in \mathcal{I}_k} u_{ik}^* \leq \sum_{s \in \mathcal{S}} p_s F_{s,k}$. So this lemma holds up given any $\alpha < C(\sum_{s \in \mathcal{S}} p_s F_{s,k}; \mathcal{K})$.

A.5 Proof of Lemma 5

To show the existence of b_k^s , we represent the involved quantities in matrix form. Let Λ be the transition rate matrix for the discrete state process $\{S(t); t > 0\}$. That is, we number the discrete states $s \in \mathcal{S}$ as integers $1, 2, \dots, m$, where m is the cardinality of \mathcal{S} . Let λ_{ij} be the transition rate from the i th discrete state (say s) to the j th discrete state (say s'); $\lambda_{ij} = \lambda(s, s')$. Furthermore, we define $\lambda_{ii} = -\sum_{j \neq i} \lambda_{ij}$ for $i = 1, 2, \dots, m$. Thus, we can define the following matrix:

$$\Lambda := \begin{bmatrix} -\sum_{i \neq 1} \lambda_{1i} & \cdots & \lambda_{1m} \\ \vdots & \ddots & \vdots \\ \lambda_{m1} & \cdots & -\sum_{i \neq m} \lambda_{mi} \end{bmatrix}. \quad (32)$$

Let $p = [p_1 \ p_2 \ \cdots \ p_m]^T$ be the steady-state probabilities of the discrete state process, i.e. a row vector satisfying

$$p^T \Lambda = 0, \quad p \geq 0, \quad |p| = 1 \quad (33)$$

where $|\cdot|$ is the 1-norm. One can easily show that the above is equivalent to (1a).

To show the existence of a solution, note that (19) is equivalent to

$$\begin{bmatrix} -\sum_{i \neq 1} \lambda_{1i} & \cdots & \lambda_{1m} \\ \vdots & \ddots & \vdots \\ \lambda_{m1} & \cdots & -\sum_{i \neq m} \lambda_{mi} \end{bmatrix} y = \begin{bmatrix} p^T z - z_1 \\ \vdots \\ p^T z - z_m \end{bmatrix}.$$

Since the discrete state process is ergodic, the rank of the matrix Λ is $m - 1$. Scaling each row i with p_i and adding the scaled rows $1, 2, \dots, m - 1$ to row m , we obtain

$$\begin{bmatrix} -p_1 \sum_{i \neq 1} \lambda_{1i} & \cdots & p_1 \lambda_{1m} \\ \vdots & \ddots & \vdots \\ \sum_{i \neq 1} p_i \lambda_{i1} - p_1 \sum_{i \neq 1} \lambda_{1i} & \cdots & \sum_{i \neq m} p_i \lambda_{im} - p_m \sum_{i \neq m} \lambda_{mi} \end{bmatrix} y = \begin{bmatrix} p_1 (p^T z - z_1) \\ \vdots \\ (\sum_{i=1}^m p_i) p^T z - \sum_{i=1}^m p_i z_i \end{bmatrix}. \quad (34)$$

By (33), we know that

$$\sum_{i \neq 1} p_i \lambda_{ij} - p_j \sum_{i \neq j} \lambda_{ji} = 0 \quad j = 1, 2, \dots, m.$$

Also note that

$$\left(\sum_{i=1}^m p_i \right) p^T z - \sum_{i=1}^m p_i z_i = p^T z - p^T z = 0.$$

Hence, the rank of the augmented coefficient matrix of the system of linear equations (34) is also $m - 1$, equal to the rank of the coefficient matrix. Therefore, (34) must have a solution [46, p.154].

A.6 Proof of Lemma 6

If $\delta \leq 0$, any $a_k > 0$ satisfies (20). In case of $\delta > 0$, we construct a_k from the downstream to the upstream. First, we define $M := \sup_{k \in \mathcal{K}^\mu} \eta_k < 0$ and $N := \max_k |\mathcal{N}_k^\mu|$.

If $\delta \geq |M|$, let $a_k = (-\frac{\delta N}{M})^{i-1}$ for any link k that satisfies $\mathcal{N}_k \cap \mathcal{K}^\mu = \emptyset$ in iteration i and then remove these links from \mathcal{K}^μ . Thus we have

$$\eta_k a_k + \delta \sum_{n \in \mathcal{N}_k^\mu} a_n < M \left(-\frac{\delta N}{M}\right)^{i-1} + \delta N \left(-\frac{\delta N}{M}\right)^{i-2} = 0.$$

If $\delta < |M|$, let $a_k = -\frac{\delta N^{i-1}}{M}$ for any link k that satisfies $\mathcal{N}_k \cap \mathcal{K}^\mu = \emptyset$ in iteration i and remove these links from \mathcal{K}^μ . So we have

$$\eta_k a_k + \delta \sum_{n \in \mathcal{N}_k^\mu} a_n < -M \frac{\delta N^{i-1}}{M} - \frac{\delta^2 N^{i-1}}{M} < 0.$$

A.7 Proof of Lemma 7

To prove $\tilde{\mathcal{N}}_1^\mu = \emptyset$, we show the mode-dependent control admits an invariant set \mathcal{X}^{md} so that the desired flow into link $k \neq 1$ is not less than the receiving flow $r_k(s, x_k)$ for any $(s, x) \in \mathcal{S} \times \mathcal{X}^{\text{md}}$. Note that, because of (24a), the maximum desired flow into link $k \neq 1$ is given by

$$\sum_{i \in \mathcal{I}_k} \min\left\{\mu_{ik}^{\text{md}}(s), \frac{\mu_{ik}^{\text{md}}(s)}{\sum_{\ell \in \mathcal{O}_i} \mu_{i\ell}^{\text{md}}(s)} f_i(s, x_i)\right\} = \sum_{i \in \mathcal{I}_k} \mu_{ik}^{\text{md}}(s).$$

Then, we consider link $k \in \mathcal{K}$ from the downstream to the upstream. For link K , \bar{x}_K^{md} is defined as

$$\bar{x}_K^{\text{md}} := \min \sup_s \left\{ x_K : \sum_{i \in \mathcal{I}_K} \mu_{iK}^{\text{md}}(s) \leq r_K(s, x_K) \right\}. \quad (35)$$

Note that we have $\bar{x}_K^{\text{md}} \geq x_K^c$ according to Assumption 3.

Next, we prove \bar{x}_K^{md} is an upper bound of the invariant set $\mathcal{X}_K^{\text{md}}$. It concludes if $\bar{x}_K^{\text{md}} = \infty$. When $\bar{x}_K^{\text{md}} < \infty$, let x^* denote any network state with $x_K^* > \bar{x}_K^{\text{md}}$. Due to (24a)–(24c), we have some mode s^* such that

$$r_K(s^*, x_K^*) < \sum_{i \in \mathcal{I}_K} \mu_{iK}^{\text{md}}(s^*) \leq f_K(s^*, x_K^c).$$

Then we obtain

$$\begin{aligned} G_K^{\text{md}}(s^*, x^*) &= \sum_{i \in \mathcal{I}_K} q_{iK}^{\text{md}}(s^*, x^*) - f_K(s^*, x_K^*) \\ &\leq \min\left\{\sum_{i \in \mathcal{I}_K} \mu_{iK}^{\text{md}}(s^*), r_K(s^*, x_K^*)\right\} - f_K(s^*, x_K^c) \\ &< 0. \end{aligned}$$

For other $s \neq s^*$, we also have $G_K^{\text{md}}(s, x^*) \leq 0$. Since the Markov process of disruption modes is ergodic, x_K will decrease to \bar{x}_K^{md} if its initial value is larger than \bar{x}_K^{md} , which implies \bar{x}_K^{md} is an upper bound of the invariant set of $\mathcal{X}_K^{\text{md}}$.

As indicated in (35), the desired flow into link K is not less than the receiving flow $r_K(s, x_K)$ given the upper bound \bar{x}_K^{md} . It also means that link K is not the bottleneck for link $i \in \mathcal{I}_K$, and there is a similar proof for each link $i \in \mathcal{I}_K$. In this way, we can verify the links step by step.

To prove $\mathcal{K}^\mu = \{1\}$, we show that $\bar{x}_k^{\text{md}} < \infty$ for any $k \neq 1$. Note that $\tilde{\mathcal{N}}_1^\mu = \emptyset$ indicates there are no downstream bottlenecks and that the mode-dependent control satisfies (24c). So, for link $k \neq 1$, we have $x_k < \infty$ given any finite initial value.

References

- [1] Dimitri P Bertsekas, Robert G Gallager, and Pierre Humblet. *Data networks*, volume 2. Prentice-Hall International New Jersey, 1992.
- [2] Mauro Garavello and Benedetto Piccoli. *Traffic flow on networks*, volume 1. American institute of mathematical sciences Springfield, 2006.
- [3] Li Jin and Saurabh Amin. Stability of fluid queueing systems with parallel servers and stochastic capacities. *IEEE Transactions on Automatic Control*, 63(11):3948–3955, 2018.
- [4] Yao Hu, Jingshan Li, and Lawrence E Holloway. Resilient control for serial manufacturing networks with advance notice of disruptions. *IEEE Transactions on Systems, Man, and Cybernetics: Systems*, 43(1):98–114, 2012.
- [5] David Anick, Debasis Mitra, and Man Mohan Sondhi. Stochastic theory of a data-handling system with multiple sources. *The Bell System Technical Journal*, 61(8):1871–1894, 1982.
- [6] Ram Rajagopal, XuanLong Nguyen, Sinem Coleri Ergen, and Pravin Varaiya. Distributed online simultaneous fault detection for multiple sensors. In *Proceedings of the 7th international conference on Information processing in sensor networks*, pages 133–144. IEEE Computer Society, 2008.
- [7] Tullio Tolio, Andrea Matta, and Stanley B Gershwin. Analysis of two-machine lines with multiple failure modes. *Iie Transactions*, 34(1):51–62, 2002.
- [8] Hongli Dong, Zidong Wang, and Huijun Gao. Fault detection for markovian jump systems with sensor saturations and randomly varying nonlinearities. *IEEE Transactions on Circuits and Systems I: Regular Papers*, 59(10):2354–2362, 2012.
- [9] Henrik Sandberg, Saurabh Amin, and Karl Henrik Johansson. Cyberphysical security in networked control systems: An introduction to the issue. *IEEE Control Systems Magazine*, 35(1):20–23, 2015.

- [10] Christos G Cassandras, Yorai Wardi, Benjamin Melamed, Gang Sun, and Christos G Panayiotou. Perturbation analysis for online control and optimization of stochastic fluid models. *IEEE Transactions on Automatic Control*, 47(8):1234–1248, 2002.
- [11] Alvaro Cardenas, Saurabh Amin, Bruno Sinopoli, Annarita Giani, Adrian Perrig, Shankar Sastry, et al. Challenges for securing cyber physical systems. In *Workshop on future directions in cyber-physical systems security*, volume 5, 2009.
- [12] Anthony Ephremides, P Varaiya, and Jean Walrand. A simple dynamic routing problem. *IEEE transactions on Automatic Control*, 25(4):690–693, 1980.
- [13] Jim G Dai and Sean P Meyn. Stability and convergence of moments for multiclass queueing networks via fluid limit models. *IEEE Transactions on Automatic Control*, 40(11):1889–1904, 1995.
- [14] Markos Papageorgiou, Christina Diakaki, Vaya Dinopoulou, Apostolos Kotsialos, and Yibing Wang. Review of road traffic control strategies. *Proceedings of the IEEE*, 91(12):2043–2067, 2003.
- [15] Pravin Varaiya. Max pressure control of a network of signalized intersections. *Transportation Research Part C: Emerging Technologies*, 36:177–195, 2013.
- [16] Lester Randolph Ford Jr and Delbert Ray Fulkerson. *Flows in networks*. Princeton university press, 2015.
- [17] Samuel Coogan and Murat Arcak. A compartmental model for traffic networks and its dynamical behavior. *IEEE Transactions on Automatic Control*, 60(10):2698–2703, 2015.
- [18] Saeid Jafari and Ketan Savla. On structural properties of optimal feedback control of traffic flow under the cell transmission model. In *2019 American Control Conference (ACC)*, pages 3309–3314. IEEE, 2019.
- [19] Alexander Johansson, Jieqiang Wei, Henrik Sandberg, Karl H Johansson, and Jie Chen. Optimization of the \mathcal{H}_∞ -norm of dynamic flow networks. In *2018 Annual American Control Conference (ACC)*, pages 1280–1285. IEEE, 2018.
- [20] Xingzhe Fan, Murat Arcak, and John T Wen. Robustness of network flow control against disturbances and time-delay. *Systems & control letters*, 53(1):13–29, 2004.
- [21] Tansu Alpcan, Jatinder Pal Singh, and Tamer Başar. Robust rate control for heterogeneous network access in multihomed environments. *IEEE Transactions on Mobile Computing*, 8(1):41–51, 2008.
- [22] Giacomo Como, Ketan Savla, Daron Acemoglu, Munther A Dahleh, and Emilio Frazzoli. Robust distributed routing in dynamical networks Part I: Locally responsive policies and weak resilience. *Automatic Control, IEEE Transactions on*, 58(2):317–332, 2013.

- [23] Hong Chen and David D Yao. A fluid model for systems with random disruptions. *Operations Research*, 40(3-supplement-2):S239–S247, 1992.
- [24] Li Jin and Saurabh Amin. Analysis of a stochastic switching model of freeway traffic incidents. *IEEE Transactions on Automatic Control*, 64(3):1093–1108, 2018.
- [25] Mufeed Mahmoud, Jin Jiang, and Youmin Zhang. *Active fault tolerant control systems: stochastic analysis and synthesis*, volume 287. Springer Science & Business Media, 2003.
- [26] Jérôme Thai and Alexandre M Bayen. State estimation for polyhedral hybrid systems and applications to the godunov scheme for highway traffic estimation. *Automatic Control, IEEE Transactions on*, 60(2):311–326, 2015.
- [27] Ronald J Patton, Chandrasekhar Kambhampati, Alessandro Casavola, Ping Zhang, Steven Ding, and Dominique Sauter. A generic strategy for fault-tolerance in control systems distributed over a network. *European journal of control*, 13(2-3):280–296, 2007.
- [28] Alessandro D’Innocenzo, Maria Domenica Di Benedetto, and Emmanuele Serra. Fault tolerant control of multi-hop control networks. *IEEE Transactions on Automatic Control*, 58(6):1377–1389, 2012.
- [29] Mark H A Davis. Piecewise-deterministic Markov processes: A general class of non-diffusion stochastic models. *Journal of the Royal Statistical Society. Series B. Methodological*, 46(3):353–388, 1984.
- [30] Jianghai Hu, John Lygeros, and Shankar Sastry. Towards a theory of stochastic hybrid systems. In *International Workshop on Hybrid Systems: Computation and Control*, pages 160–173. Springer, 2000.
- [31] Lixian Zhang, El-Kébir Boukas, and James Lam. Analysis and synthesis of markov jump linear systems with time-varying delays and partially known transition probabilities. *IEEE Transactions on Automatic Control*, 53(10):2458–2464, 2008.
- [32] Sean P Meyn and Richard L Tweedie. Stability of Markovian processes III: Foster-Lyapunov criteria for continuous-time processes. *Advances in Applied Probability*, pages 518–548, 1993.
- [33] Morris W Hirsch. Systems of differential equations that are competitive or cooperative ii: Convergence almost everywhere. *SIAM Journal on Mathematical Analysis*, 16(3):423–439, 1985.
- [34] Hal L Smith. *Monotone Dynamical Systems: an Introduction to the Theory of Competitive and Cooperative Systems*, volume 41. American Mathematical Soc., 2008.
- [35] Vidyadhar G Kulkarni. Fluid models for single buffer systems. *Frontiers in queueing: Models and applications in science and engineering*, 321:338, 1997.
- [36] Dirk P Kroese and Werner RW Scheinhardt. Joint distributions for interacting fluid queues. *Queueing systems*, 37(1-3):99–139, 2001.

- [37] G Dantzig and Delbert Ray Fulkerson. On the max flow min cut theorem of networks. *Linear inequalities and related systems*, 38:225–231, 2003.
- [38] Carlos F Daganzo. The cell transmission model, part II: Network traffic. *Transportation Research Part B: Methodological*, 29(2):79–93, 1995.
- [39] Uday S Karmarkar. Capacity loading and release planning with work-in-progress (wip) and leadtimes. *Journal of Manufacturing and Operations Management*, 2(105-123), 1989.
- [40] Moshe Ben-Akiva, Michele Cyna, and André de Palma. Dynamic model of peak period congestion. *Transportation Research Part B: Methodological*, 18(4):339–355, 1984.
- [41] Markos Papageorgiou, Jean-Marc Blosseville, and Habib Haj-Salem. Modelling and real-time control of traffic flow on the southern part of boulevard périphérique in paris: Part ii: Coordinated on-ramp metering. *Transportation Research Part A: General*, 24(5):361–370, 1990.
- [42] Alexandr A Kurzhanskiy and Pravin Varaiya. Active traffic management on road networks: A macroscopic approach. *Philosophical Transactions of the Royal Society A: Mathematical, Physical and Engineering Sciences*, 368(1928):4607–4626, 2010.
- [43] Michel Benaïm, Stéphane Le Borgne, Florent Malrieu, and Pierre-André Zitt. Qualitative properties of certain piecewise deterministic Markov processes. In *Annales de l’Institut Henri Poincaré, Probabilités et Statistiques*, volume 51, pages 1040–1075. Institut Henri Poincaré, 2015.
- [44] Peng Shi and Fanbiao Li. A survey on markovian jump systems: modeling and design. *International Journal of Control, Automation and Systems*, 13(1):1–16, 2015.
- [45] Athanasios K Ziliaskopoulos. A linear programming model for the single destination system optimum dynamic traffic assignment problem. *Transportation Science*, 34(1):37–49, 2000.
- [46] Gilbert Strang. *Introduction to Linear Algebra*. Wellesley-Cambridge Press, Wellesley, MA 02482, USA, 5 edition, 2016.