

Transport of Finite Size Self-Propelled Particles Confined in a 2D Zigzag Channel with Gaussian Colored Noise

Bing Wang, Yong Wu, Xiaoxiao Zhang, Hao Chen

*School of Mechanics and Optoelectronics Physics, Anhui University of Science and
Technology, Huainan, 232001, P.R.China*

Abstract

The directional transport of finite size self-propelled Brownian particles confined in a 2D zigzag channel with colored noise is investigated. The noises (noise parallel to x -axis and y -axis), the asymmetry parameter Δk , the ratio f (ratio of the particle radius and the bottleneck half width), the self-propelled speed v_0 have joint effect on the particles. The average velocity of self-propelled particles is significantly different from passive particles. The average velocity exhibits complicated behavior with increasing self-propelled speed v_0 .

Keywords: Self-propelled Particles, Average Velocity, Current Reversal

1. Introduction

The transport properties of Brownian particles confined in 2D or 3D channel is a key issue for a variety of situations in recent years due to its ubiquitous importance in many disciplines ranging from physicochemical to biological systems. Some biological processes such as ion pumping, neuronal signaling, porous media, and photosynthesis, rely on the transport of ions across membranes or through channels [1, 2, 3, 4, 5, 6, 7, 8, 9, 10, 11, 12, 13, 14, 15, 16, 17]. Brownian particles in regular arrays of rigid obstacles, and also in the corrugated geometry channel show many interesting phenomena.

Self-propelled particles can perform active Brownian motion by extracting energy from external environment. Self-propelled particles confined in

Email address: hnitwb@163.com (Bing Wang)

channel has attracted widely attention and shown lots of interesting phenomenon. Malgaretti *et al.* analyzed the dynamics of Brownian ratchets in a confined environment and found the combined rectification mechanisms may lead to bidirectional transport[18]. Teeffelen *et al.* studied the motion of a chiral swimmer in a confining channel and found self-propelled particles move along circles rather than along a straight line when their driving force does not coincide with their propagation direction[19]. Pototsky *et al.* considered a colony of point like self-propelled particles without direct interactions that cover a thin liquid layer on a solid support[20]. Wu *et al.* investigated the rectification transport of finite size self-propelled particles in a two dimensional asymmetric channel and found average velocity in the presence of translational noise may be orders of magnitude larger than that in the absence of translational noise[21]. Ao *et al.* investigated the transport diffusivity of Janus particles in the absence of external biases, and found the self-diffusion constants depends on both the strength and the chirality of the self-propulsion mechanism, and self-diffusion can be controlled by tailoring the compartment geometry in a periodic channel[22]. Liu *et al.* investigated the entropic stochastic resonance phenomenon when a self-propelled Janus particle moves in a double-cavity container and found the entropic stochastic resonance can survive even if there is no symmetry breaking in any direction[23]. Liao *et al.* investigated transport and diffusion of paramagnetic ellipsoidal particles under the action of a rotating magnetic field in a two-dimensional channel[24].

In this paper, we investigate the transport phenomenon of finite size self-propelled Brownian particles confined in $2D$ channel with colored noise. The paper is organized as follows: In Section 2, the basic model is provided. In Section 3, the effects of parameters is investigated by means of simulations. In Section 4, we get the conclusions.

2. Basic model and methods

In the present work, we consider the self-propelled Brownian particles confined in a $2D$ zigzag channel. The dynamics of the particles can be described by the following Langevin equations[21, 25]

$$\gamma \frac{d\mathbf{r}}{dt} = \frac{v_0}{\mu} \mathbf{n} + \sqrt{\gamma} \boldsymbol{\xi}(t), \quad (1)$$

$$\gamma_\theta \frac{d\theta}{dt} = \sqrt{\gamma_\theta} \xi_\theta(t). \quad (2)$$

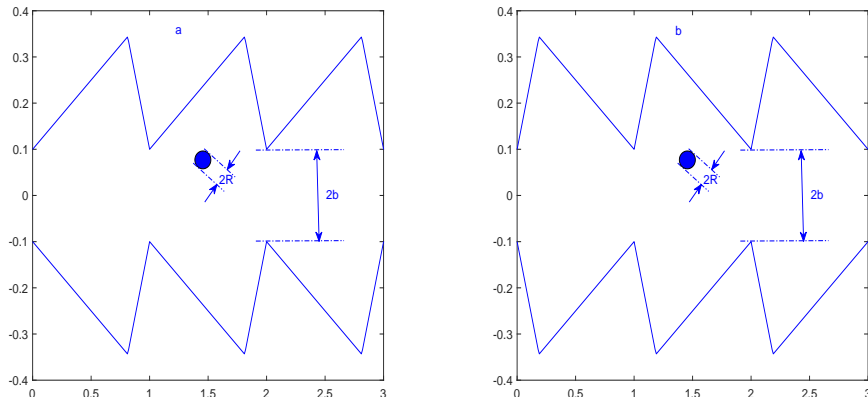


Figure 1: Schematic of 2D channel with periodicity L , R is the radius of the particle with $L = 1.0$, $b = 0.2$, $\bar{k} = 0.8$:(a) $\Delta k = -0.5$, (b) $\Delta k = 0.5$.

where $\mathbf{r}(x, y)$ is the position of the particle center of mass. v_0 is the self-propelled speed. $\mathbf{n} = (\cos \theta, \sin \theta)$ is the unit vector. v_0 is the self-propelled speed, μ is the mobility. θ is the self-propelled angle, and denotes its direction with respect to the channel axis. $\boldsymbol{\xi}(t) = (\xi_x(t), \xi_y(t))$ is the Gaussian colored noise. $\gamma = 6\pi v R$ (R is the particle radius, v is the shear viscosity of the fluid) is the friction coefficient and satisfies the Stokes law. γ_θ is the rotational friction coefficient.

The confined zigzag channel is a periodic function in space along the x direction with period L (depicted in Fig.1). The walls of the cavity have been modelled by the following piecewise function

$$w(x) = \begin{cases} b + k_1 \bar{x} & \bar{x} < L_0 \\ b + k_2(L - \bar{x}) & \bar{x} \geq L_0 \end{cases} \quad (3)$$

The upper and lower boundary functions are $w(x)$ and $-w(x)$, respectively. b is the half width of the bottleneck. k_1 and k_2 are the slopes of the walls. $L_0 = Lk_2/(k_1 + k_2)$ indicates the location of the point of maximum width, and $\bar{x} = x \bmod L$ is the modulo function. For convenience, we define $\bar{k} = (k_1 + k_2)/2$ and $\Delta k = (k_1 - k_2)/2$. Δk reflects the asymmetry of the channel. The channel is symmetric at $\Delta k = 0$ and straight at $\bar{k} = \Delta k$.

For a hard finite size real particle with the radius R in the channel, the available space from the walls is described by the following function

$$w_u(x) = \begin{cases} b - \sqrt{R^2 - \bar{x}^2} & 0 \leq \bar{x} < L_a \\ b + k_1 \bar{x} - R\sqrt{1 + k_1^2} & L_a \leq \bar{x} < L_b \\ b + k_2(L - \bar{x}) - R\sqrt{1 + k_2^2} & L_b \leq \bar{x} < L_c \\ b - \sqrt{R^2 - (\bar{x} - L)^2} & L_c \leq \bar{x} < L \end{cases} \quad (4)$$

$L_a = Rk_1/\sqrt{1 + k_1^2}$, $L_b = C + R(\sqrt{1 + k_1^2} - \sqrt{1 + k_1^2})k_1/(k_1 + k_2)$ and $L_c = L - Rk_2/\sqrt{1 + k_1^2}$

Upon introducing characteristic length scale L , time scale $L^2 6\pi vb$. Eqs. (1, 2) can be rewritten in dimensionless form

$$\frac{d\hat{\mathbf{r}}}{d\hat{t}} = \frac{\hat{v}_0}{f} \mathbf{n} + \frac{1}{\sqrt{f}} \boldsymbol{\xi}(\hat{t}), \quad (5)$$

$$\frac{d\theta}{d\hat{t}} = \xi_\theta(\hat{t}). \quad (6)$$

here, $\hat{\mathbf{r}} = \mathbf{r}/L$, $\hat{t} = t/\tau$, and $\tau = L^2 6\pi vb$, $\hat{v}_0 = v_0 L/\mu$. $f = R/b$ is the ratio of the particle radius R and the bottleneck half width b . Because the size of the particle is finite, so $R > 0$, and the ratio $f > 0$ too. On the other hand, the particle must be able to past through the bottleneck of the channel, so $R \leq b$, and $f \leq 1$. In a word, $0 < f \leq 1$.

ξ_x and ξ_y are Gaussian colored noises. ξ_x parallel to x -axis, and ξ_y parallel to y -axis, respectively. ξ_θ is the self-propelled angle Gaussian colored noise, and describes the nonequilibrium angular fluctuation. ξ_x , ξ_y and ξ_θ satisfy the following relations

$$\langle \xi_i(\hat{t}) \rangle = 0, (i = x, y, \theta) \quad (7)$$

$$\langle \xi_i(\hat{t}) \xi_j(\hat{t}') \rangle = \delta_{ij} \frac{Q_i}{\tau_i} \exp[-\frac{|t - t'|}{\tau_i}], (i = x, y, \theta) \quad (8)$$

$\langle \dots \rangle$ denotes an ensemble average over the distribution of the random forces. $Q_i (i = x, y, \theta)$ is the noise intensity of $\xi_i (i = x, y, \theta)$. $\tau_i (i = x, y, \theta)$ is the self-correlation time of $\xi_i (i = x, y, \theta)$.

In the following, we will only use dimensionless variables for simplicity and shall omit the hat notation for all quantities.

A central practical question in the theory of Brownian motors is the over all long time behavior of the particle, and the key quantities of particle transport is the particle velocity $\langle V \rangle$. Because particles along the y direction

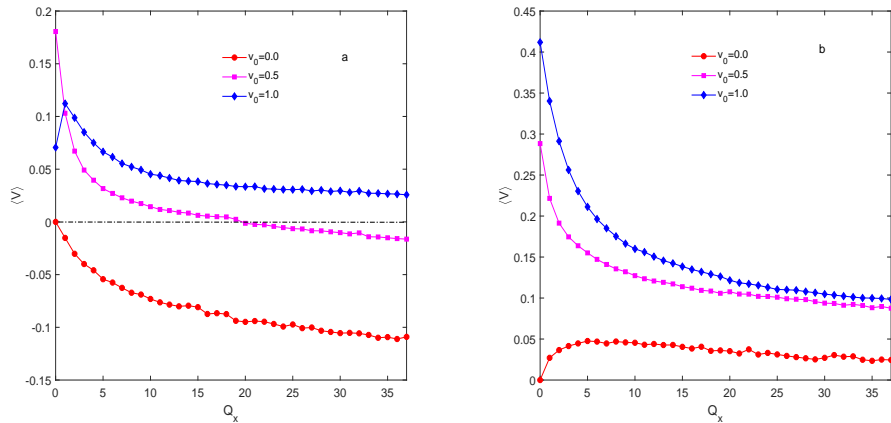


Figure 2: The average velocity $\langle V \rangle$ as a function of x -axis noise intensity Q_x with different v_0 . The other parameters are $Q_y = 2.0$, $Q_\theta = 0.2$, $\tau_x = \tau_y = \tau_\theta = 1.0$, $L = 1.0$, $\bar{k} = 1.0$, $f = 0.5$:(a) $\Delta k = -0.5$, (b) $\Delta k = 0.5$.

are confined, we only calculate the x direction average velocity $\langle V \rangle$ based on Eqs.(5,6).

$$\langle V \rangle = \lim_{t \rightarrow \infty} \frac{\langle x(t) - x(t_0) \rangle}{t - t_0}, \quad (9)$$

$x(t_0)$ is the position of particles at time t_0 .

3. Results and discussion

In order to give a simple and clear analysis of the system. Eqs.(5) and (6) are integrated using the Euler algorithm. The total integration time was more than 10^5 and the integration step time $\Delta t = 10^{-4}$. The stochastic averages were obtained as ensemble averages over 10^5 trajectories. With these parameters, the simulation results do not depend on the time step, the integration time, and the number of trajectories.

The average velocity $\langle V \rangle$ as a function of the x -axis noise intensity Q_x with different self-propelled speed v_0 is reported in Fig.2. In Fig.2(a)($\Delta k = -0.5$), we find the average velocity $\langle V \rangle$ decreases monotonically with increasing Q_x when $v_0 = 0$ and $v_0 = 0.5$, and $\langle V \rangle$ has a maximum with increasing Q_x when $v_0 = 1.0$. The particle is passive as $v_0 = 0$, so passive particle moves in $-x$ direction, and the moving speed(in $-x$ direction) increases with increasing Q_x . In Fig.2(a), $v_0 = 0.5$, $\langle V \rangle > 0$ when $Q_x < 20$, and $\langle V \rangle < 0$

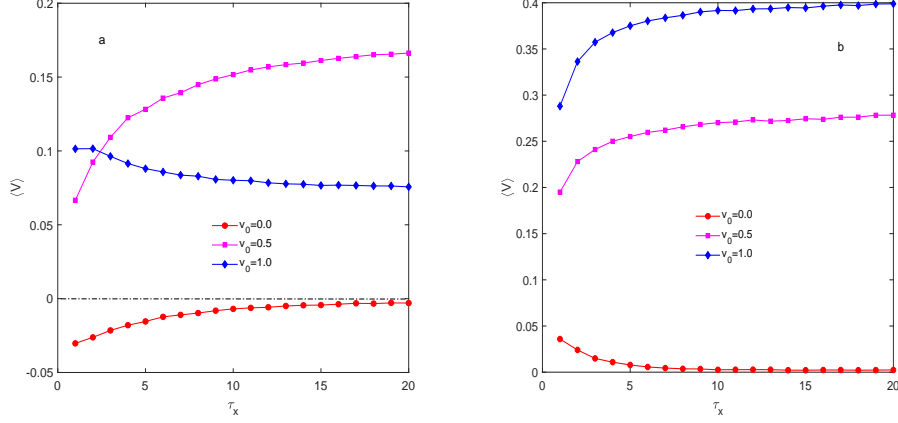


Figure 3: The average velocity $\langle V \rangle$ as a function of x -axis noise self-correlation time τ_x with different v_0 . The other parameters are $Q_x = Q_y = 2.0$, $Q_\theta = 0.2$, $\tau_y = \tau_\theta = 1.0$, $L = 1.0$, $\bar{k} = 1.0$, $f = 0.5$:(a) $\Delta k = -0.5$, (b) $\Delta k = 0.5$.

when $Q_x > 20$, so the transport reverse phenomenon appears with increasing x -axis noise intensity Q_x . In Fig.2(b)($\Delta k = 0.5$), we find the average velocity $\langle V \rangle > 0$ when $v_0 = 0$ ($v_0 = 0.5$ and $v_0 = 1.0$), so the particle moves in $+x$ direction when $\Delta k = 0.5$. $\langle V \rangle$ decreases with increasing Q_x when $v_0 = 0.5$ and $v_0 = 1.0$, large x -axis noise intensity will weaken $+x$ directional movement. $\langle V \rangle$ has a maximum with increasing Q_x when the particle is passive($v_0 = 0.0$).

The average velocity $\langle V \rangle$ as a function of the x -axis noise self-correlation time τ_x with different v_0 is reported in Fig.3. In Fig.3(a)($\Delta k = -0.5$), we find $\langle V \rangle$ increases monotonically with increasing τ_x when $v_0 = 0$ and $v_0 = 0.5$. $\langle V \rangle < 0$ when $v_0 = 0.0$, so passive particle($v_0 = 0$) moves in $-x$ direction, and the moving speed(in $-x$ direction) decreases with increasing τ_x . In Fig.3(a), we can also find $\langle V \rangle$ decreases with increasing τ_x when $v_0 = 1.0$. In Fig.3(b)($\Delta k = 0.5$), $\langle V \rangle > 0$ when $v_0 = 0.0$ ($v_0 = 0.5$ and $v_0 = 1.0$), so the particle moves in $+x$ direction. $\langle V \rangle$ increases with increasing τ_x when $v_0 = 0.5$ and $v_0 = 1.0$, but there is almost no change for $\langle V \rangle$ with increasing τ_0 when τ_0 is large. $\langle V \rangle$ decreases with increasing τ_x when $v_0 = 0.0$, and $\langle V \rangle$ shows little change when τ_0 is large.

Fig.4 shows $\langle V \rangle$ as a function of the y -axis noise intensity Q_y with different v_0 . In Fig.4(a)($\Delta k = -0.5$), when $v_0 = 0.5$ and $v_0 = 1.0$, $\langle V \rangle$ increases with increasing Q_y , so large y -axis noise intensity helps to the $+x$ directional

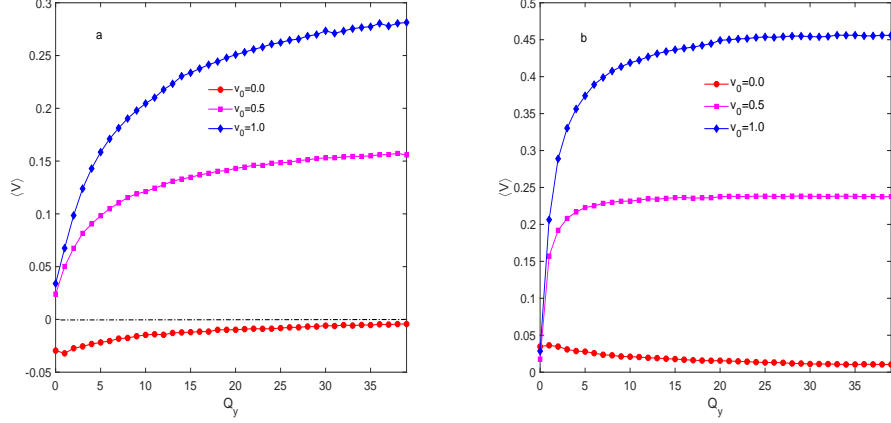


Figure 4: The average velocity $\langle V \rangle$ as a function of y -axis noise intensity Q_y with different v_0 . The other parameters are $Q_x = 2.0$, $Q_\theta = 0.2$, $\tau_x = \tau_y = \tau_\theta = 1.0$, $L = 1.0$, $\bar{k} = 1.0$, $f = 0.5$:(a) $\Delta k = -0.5$, (b) $\Delta k = 0.5$.

transport. In Fig.4(a), when $v_0 = 0$, we can also find $\langle V \rangle < 0$ and $\langle V \rangle$ shows little change when Q_y is large. In Fig.4(b)($\Delta k = 0.5$), we find $\langle V \rangle$ increases with increasing Q_y when $v_0 = 0.5$ and $v_0 = 1.0$, and $\langle V \rangle$ decreases with increasing Q_y when $v_0 = 0.0$. In Fig.4(b), we also find $\langle V \rangle$ shows little change when Q_y is large.

Fig.5 shows the average velocity $\langle V \rangle$ as a function of the y -axis noise self-correlation time τ_y with different v_0 . In the case of $\Delta k = -0.5$ (Fig.5(a)), $\langle V \rangle$ increases with increasing τ_y when $v_0 = 0.0$ and $v_0 = 0.5$, and $\langle V \rangle$ decreases with increasing τ_y when $v_0 = 1.0$, and $\langle V \rangle$ shows little change when τ_y is large. In Fig.5(a), we also find $\langle V \rangle > 0$ when $v_0 = 0.5$ and $v_0 = 1.0$. When $v_0 = 0.0$, $\langle V \rangle < 0$, and $|\langle V \rangle|$ decreases with increasing τ_y . In the case of $\Delta k = 0.5$ (Fig.5(b)), we find $\langle V \rangle > 0$ and decreases with increasing τ_y when $v_0 = 0$ ($v_0 = 0.5$ and $v_0 = 1.0$).

Fig.6 shows $\langle V \rangle$ as a function of angle noise intensity Q_θ with different v_0 . In Fig.6(a)($\Delta k = -0.5$), $\langle V \rangle$ decreases with increasing Q_θ when $v_0 = 0.5$ and $v_0 = 1.0$. In the case of $v_0 = 0.5$, $\langle V \rangle > 0$ when $Q_\theta < 2$, and $\langle V \rangle < 0$ when $Q_\theta > 2$, so the particle changes its moving direction with increasing Q_θ . In Fig.6(a), we also find that $\langle V \rangle$ always less than zero and changes very little with increasing Q_θ when $v_0 = 0.0$. In Fig.6(b)($\Delta k = 0.5$), $\langle V \rangle > 0$ whenever $v_0 = 0.0$, $v_0 = 0.5$ and $v_0 = 1.0$. The particle move in $+x$ direction, and the moving speed decreases with increasing Q_θ when $v_0 = 0.5$ and $v_0 = 0.5$. In

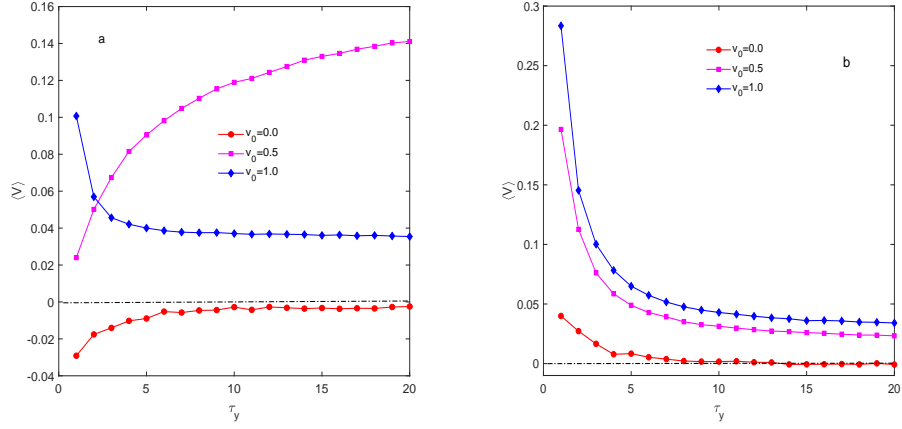


Figure 5: The average velocity $\langle V \rangle$ as a function of y -axis noise self-correlation time τ_y with different v_0 . The other parameters are $Q_x = Q_y = 2.0$, $Q_\theta = 0.2$, $\tau_x = \tau_\theta = 1.0$, $L = 1.0$, $\bar{k} = 1.0$, $f = 0.5$:(a) $\Delta = -0.5$, (b) $\Delta = 0.5$.

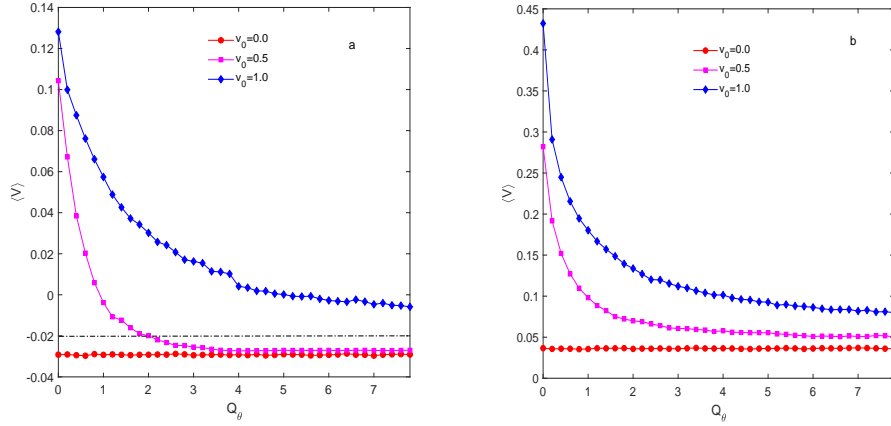


Figure 6: The average velocity $\langle V \rangle$ as a function of angle noise intensity Q_θ with different v_0 . The other parameters are $Q_x = Q_y = 2.0$, $\tau_x = \tau_y = \tau_\theta = 1.0$, $L = 1.0$, $\bar{k} = 1.0$, $f = 0.5$:(a) $\Delta k = -0.5$, (b) $\Delta k = 0.5$.

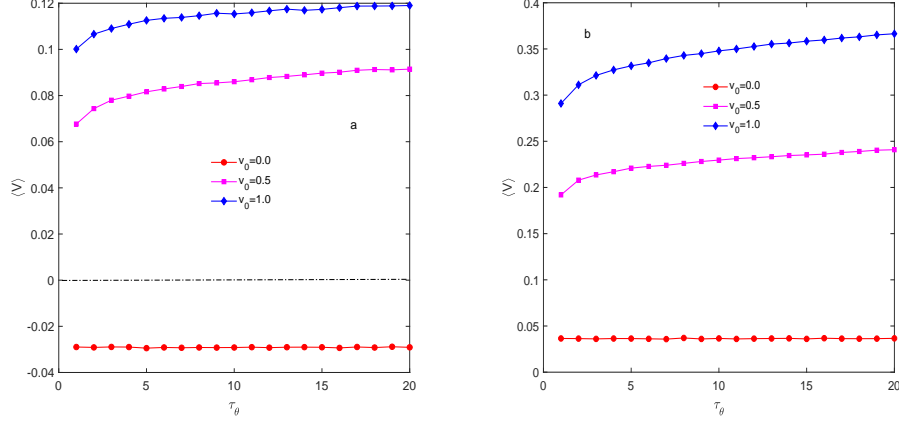


Figure 7: The average velocity $\langle V \rangle$ as a function of angle noise self-correlation time τ_θ . The other parameters are $Q_x = Q_y = 2.0$, $Q_\theta = 0.2$, $\tau_x = \tau_y = 1.0$, $L = 1.0$, $\bar{k} = 1.0$, $f = 0.5$:(a) $\Delta k = -0.5$, (b) $\Delta k = 0.5$.

Fig.6(b), when $v_0 = 0.0$, $\langle V \rangle$ changes very little with increasing Q_θ .

The average velocity $\langle V \rangle$ as a function of angle noise self-correlation time τ_θ with different v_0 is reported in Fig.7. In Fig.7(a)($\Delta k = -0.5$), $\langle V \rangle$ increases with increasing τ_θ when $v_0 = 0.5$ and $v_0 = 1.0$, and $\langle V \rangle$ shows little change with increasing τ_θ when τ_θ is large. In Fig.7(a), when $v_0 = 0.0$, we find $\langle V \rangle < 0$, and $\langle V \rangle$ changes very little with increasing τ_θ . In Fig.7(b)($\Delta k = 0.5$), we find $\langle V \rangle > 0$ when $v_0 = 0.0$ ($v_0 = 0.5$ and $v_0 = 1.0$), and $\langle V \rangle$ increases with increasing τ_θ when $v_0 = 0.5$ and $v_0 = 1.0$. In Fig.7(b), when $v_0 = 0.0$, $\langle V \rangle$ shows very little change with increasing τ_θ .

Fig.8 shows the average velocity $\langle V \rangle$ as a function of f . In Fig. 8(a)($\Delta k = -0.5$), when $v_0 = 0.0$, $\langle V \rangle$ increases with increasing f ($|\langle V \rangle|$ decreases with increasing f) and $\langle V \rangle < 0$, so passive particle moves in $-x$ direction, and the moving speed decreases with increasing f . In Fig. 8(a), when $v_0 = 0.5$, $\langle V \rangle > 0$ and decreases with increasing f , so large value of f is bad for directional transport. In Fig. 8(a), when $v_0 = 1.0$ and $v_0 = 1.5$, we find $\langle V \rangle$ has a maximum with increasing f ($\langle V \rangle_{max} = 0.099$ at $f = 0.15$ when $v_0 = 1.0$, and $\langle V \rangle_{max} = 0.084$ at $f = 0.3$ when $v_0 = 1.8$), as f is the ratio of the particle radius R and the bottleneck half width b , so proper size of particle is good for transport, too large or too small size of particle has a negative influence on the transport. In Fig. 8(b), $\langle V \rangle$ decreases with increasing f when $v_0 = 0.0$ and $v_0 = 0.5$, so large f is bad for directional transport. In

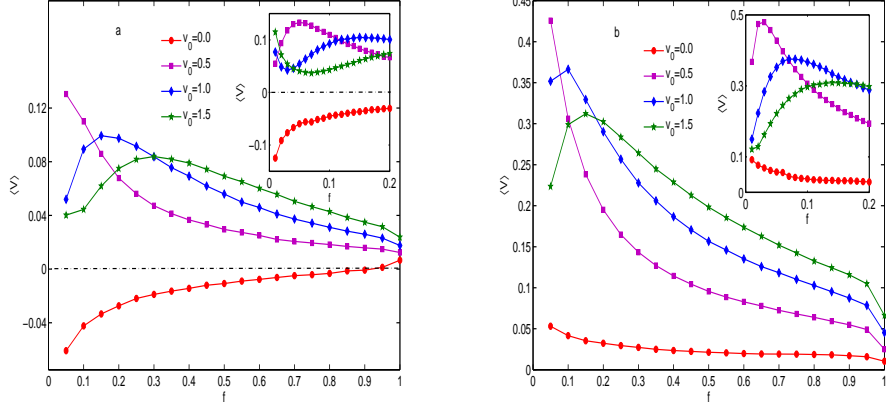


Figure 8: The average velocity $\langle V \rangle$ as a function of the ratio f . The other parameters are $Q_x = Q_y = 2.0$, $Q_\theta = 0.2$, $\tau_x = \tau_y = \tau_\theta = 1.0$, $L = 1.0$, $\bar{k} = 1.0$, $v_0 = 2.0$:(a) $\Delta k = -0.5$, (b) $\Delta k = 0.5$.

Fig. 8(b), $\langle V \rangle$ has a maximum with increasing f ($\langle V \rangle_{max} = 0.366$ at $f = 0.1$ when $v_0 = 1.0$, and $\langle V \rangle_{max} = 0.312$ at $f = 0.15$ when $v_0 = 1.5$), this means there exists an optimal value of f at which the average velocity takes its maximal value.

Fig. 9 shows $\langle V \rangle$ as a function of the self-propelled speed v_0 with different Δk . We find there exists an optimal value of v_0 at which $\langle V \rangle$ takes its maximum value, which means the appearance of resonance phenomenon. In the case of the $\Delta k = -0.5$, $\langle V \rangle \approx -0.02$ at $v_0 = 0$, so passive particle should moves in $-x$ direction. In the case of the $\Delta k = 0.5$, $\langle V \rangle \approx 0.02$ at $v_0 = 0$, passive particle moves in x direction.

The dependence of $\langle V \rangle$ on the asymmetry parameter Δk with different v_0 is shown in Fig. 10. We find $\langle V \rangle$ exhibits complex behavior with increasing Δk . $\langle V \rangle$ has two maximums with increasing Δk . When $v_0 = 0.5$ and $v_0 = 1.0$, $\langle V \rangle \rightarrow 0$ as $\Delta k = -0.9$, and reaches the first maximum quickly at $\Delta k = -0.8$, and then reduces to small value at $\Delta k = -0.7$, and then increases with increasing Δk when $-0.7 \leq \Delta k \leq 0.7$, and reaches the second maximum at $\Delta k \approx 0.7$, and finally reduces to approximately zero at $\Delta k = 0.9$. For $v_0 = 0.0$, there exit two maximums in the $\langle V \rangle - \Delta k$ curve. $\langle V \rangle \approx -0.066$ when $\Delta k = -0.9$, which means the particle moves in $-x$ direction. $\langle V \rangle$ reaches the first maximum $\langle V \rangle \approx 0$ at $\Delta k = -0.8$, and then reduce to small value ($\langle V < 0$) at $\Delta k = -0.7$, and then the particle changes moving direction

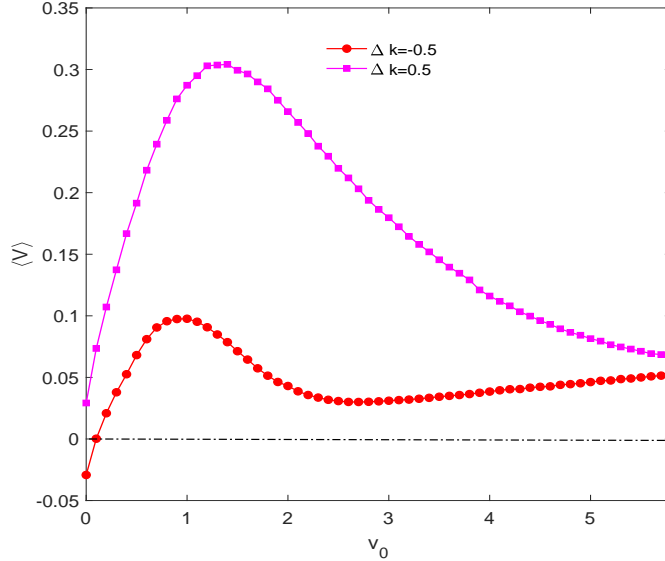


Figure 9: The average velocity $\langle V \rangle$ as a function of v_0 with different Δk . The other parameters are $Q_x = Q_y = 2.0$, $Q_\theta = 0.2$, $\tau_x = \tau_y = \tau_\theta = 1.0$, $L = 1.0$, $\bar{k} = 1.0$, $f = 0.5$.

from $-x$ to x with increasing Δk when $-0.7 \leq \Delta k \leq 0.7$.

4. Conclusions

In this paper, we numerically studied the transport phenomenon of self-propelled particle confined in a zigzag $2D$ channel with colored noise. The noise (noise parallel to x -axis and y -axis), the asymmetry parameter and the self-propelled speed have joint effect on the particle. We find the average speed in x direction maybe increases or reduces with increasing x -axis noise intensity. Large y axis noise intensity will strengthen $+x$ directional movement for self-propelled particles, but will restrain $-x$ (or $+x$) directional movement for passive particle. $\langle V \rangle$ decreases monotonically with increasing angle noise intensity Q_θ for self-propelled particles, but have small effect on passive particle. In some cases too large or too small size of the particle is unfavorable for directional movement. The average velocity exhibits complicated behavior with increasing self-propelled speed.

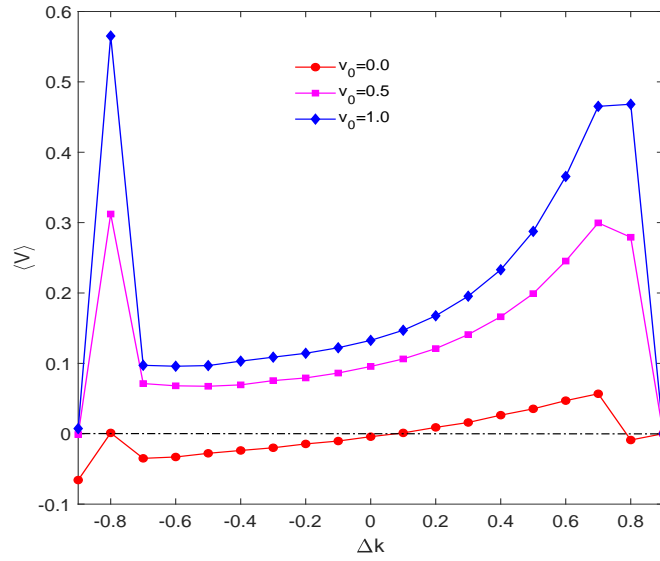


Figure 10: The average velocity $\langle V \rangle$ as a function of Δk with different self-propelled speed v_0 . The other parameters are $Q_x = Q_y = 2.0$, $Q_\theta = 0.2$, $\tau_x = \tau_y = \tau_\theta = 1.0$, $L = 1.0$, $\bar{k} = 1.0$, $f = 0.5$.

5. Acknowledgments

Project supported by Natural Science Foundation of Anhui Province(Grant No:1408085QA11) and College Physics Teaching Team of Anhui Province(Grant No:2019jxtd046).

References

- [1] M. Borromeo, F. Marchesoni, *Chaos* 15 (2005) 026110.
- [2] G. Costantini, F. Marchesoni, *Europhys. Lett.* 48 (1999) 491.
- [3] D. Dan, A. M. Jayannavar, *Phys. Rev. E* 66 (2002) 041106.
- [4] E. Heinsalu, R. Tammelo, T. Örd, *Phys. Rev. E* 69 (2004) 021111.
- [5] S. A. Tatarkova, W. Sibbett, K. Dholakia, *Phys. Rev. Lett.* 91 (2003) 038101.
- [6] K. Lindenberg, J. M. Sancho, A. M. Lacasta, I. M. Sokolov, *Phys.Rev. Lett.* 98 (2007) 020602.
- [7] P. Reimann, R. Eichhorn, *Phys. Rev. Lett.* 101 (2008) 180601.
- [8] M. Khoury, A. M. Lacasta, J. M. Sancho, K. Lindenberg, *Phys. Rev.Lett.* 106 (2011) 090602.
- [9] D. Reguera, G. Schmid, P. S. Burada, J. M. Rubí, P. Reimann, P.Hänggi, *Phys. Rev. Lett.* 96 (2006) 130603.
- [10] L. Machura, M. Kostur, P. Talkner, J. Luczka, P. Hänggi, *Phys.Rev. E* 73 (2006) 031105.
- [11] P. Tierno, P. Reimann, T. H. Johansen, F. Sagues, *Phys. Rev. Lett.*105 (2010) 230602.
- [12] E. Heinsalu, M. Patriarca, F. Marchesoni, *Phys. Rev. E* 77 (2008) 021129.
- [13] William T. Coffey, Yuri P. Kalmykov, Serguey V. Titov, Liam Cleary, *Phys. Rev. E* 78 (2008) 031114.
- [14] D. C. Mei, L. C. Du, C. J. Wang, *J. Stat. Phys.* 137 (2009) 625.

- [15] M. S. Simon, J. M. Sancho, K. Lindenberg, *Eur. Phys. J. B* 89 (2016) 79.
- [16] H. Li, Z. Hou, H. Xin, *Phys. Rev. E* 71 (2005) 061916.
- [17] J. Liu, Y. Zhu, P. He, X. Chen, J. Bao, *Eur. Phys. J. B* 90 (2017) 70.
- [18] P. Magaretti, I. Pagonabarraga, J. M. Rubi, *J. Chem. Phys.* 138 (2013) 194906.
- [19] S. van Teeffelen, H. Löwen, *Phys. Rev. E* 78 (2008) 020101(R).
- [20] A. Pototsky, U. Thiele, H. Stark, *Eur. Phys. J. E* 39 (2016) 51.
- [21] J. C. Wu, Q. Chen, R. Wang, B. Q. Ai, *J. Phys. A: Math. Theor* 47 (2014) 325001.
- [22] X. Ao, P. K. Ghosh, Y. Li, G. Schmid, P. Hänggi, F. Marchesoni, *EPL* 109 (2015) 10003.
- [23] Z. Liu, L. Du, W. Guo, D. Mei, *Eur. Phys. J. B* 89 (2016) 222.
- [24] J. Liao, W. Zhu, B. Ai, *Phys. Rev. E* 97 (2018) 062151.
- [25] D. Reguera, A. Lague, P. S. Burada, G. Schmid, J. M. Rubí, P. Hänggi, *Phys. Rev. Lett.* 108 (2012) 020604.