

STUDY OF CLASSICAL AND QUANTUM PHASE TRANSITIONS ON NON-EUCLIDEAN GEOMETRIES IN HIGHER DIMENSIONS

Michal Daniška and Andrej Gendiar¹

*Institute of Physics, Slovak Academy of Sciences, Dúbravská cesta 9
SK-845 11 Bratislava, Slovakia*

The investigation of the behaviour of both classical and quantum systems on non-Euclidean surfaces near the phase transition point represents an interesting research area of the modern physics. However, due to the specific nature of the hyperbolic geometry, there are no analytical solutions available so far and the potential of analytic and standard numerical methods is strongly limited. The task of finding an appropriate approach to analyze the fermionic models on the hyperbolic lattices in the thermodynamic limit still remains an open question. In case of classical spin systems, a generalization of the Corner Transfer Matrix Renormalization Group algorithm has been developed and successfully applied to spin models on infinitely many regular hyperbolic lattices. In this work, we extend these studies to specific types of lattices. We also conclude that the hyperbolic geometry induces mean-field behaviour of all spin models at phase transitions. It is important to say that no suitable algorithms for numerical analysis of ground-states of quantum systems in similar conditions have been implemented yet. In this work we offer a particular solution of the problem by proposing a variational numerical algorithm Tensor Product Variational Formulation, which assumes a quantum ground-state written in the form of a low-dimensional uniform tensor product state. We apply the Tensor Product Variational Formulation to three typical quantum models on a variety of regular hyperbolic lattices. Again, as in the case of classical spin systems, we conjecture the identical adherence to the mean-field-like universality class irrespective of the original model. The main outcomes are the following: (1) We propose an algorithm for calculation and classification of the thermodynamic properties of the Ising model on triangular-tiled hyperbolic lattices. In addition, we investigate the origin of the mean-field universality on a series of weakly curved lattices. (2) We develop the Tensor Product Variational Formulation algorithm for the numerical analysis of the ground-state of the quantum systems on the hyperbolic lattices. (3) We study quantum phase transition phenomena for the three selected spin models on various types of the hyperbolic lattices including the Bethe lattice.

KEYWORDS: Phase Transitions and Critical Phenomena, Classical and Quantum Spin Models, Hyperbolic Lattice Geometry, Tensor Product States, Tensor Networks, Density Matrix Renormalization, Mean-field Universality

¹E-mail address: andrej.gendiar@savba.sk

Contents

1	Introduction	4
2	Basic concepts	6
2.1	Classical phase transitions	6
2.1.1	Basic notions from the classical statistical physics	8
2.1.2	The correlation function	10
2.1.3	Critical exponents	11
2.2	Spin models	13
2.2.1	Classical spin models: Ising and mean-field	13
2.2.2	Quantum spin models: Ising, XY and Heisenberg models	16
2.2.3	Quantum-classical correspondence	18
2.3	Quantum phase transitions	20
2.3.1	Ising model on the one-dimensional spin chain	21
3	Non-Euclidean geometry	23
3.1	Euclidean geometry	23
3.2	Spherical geometry	24
3.3	Hyperbolic geometry	25
3.4	Regular tessellation	27
4	Corner tensor networks	30
4.1	Transfer approach to partition function analysis	30
4.1.1	Transfer tensor formalism	30
4.1.2	Corner transfer tensor formalism	34
4.2	Corner transfer renormalization group	36
4.2.1	The algorithm	36
4.3	CTMRG on hyperbolic lattices	44
4.3.1	The case $(4, q \geq 4)$	44
4.3.2	The case $(p \geq 4, 4)$	48
5	Tensor Product Variational Formulation	50
5.1	The model	50
5.2	The tensor symmetries	53
5.3	The algorithm	55
5.4	Remarks	57
6	Classical spin models on hyperbolic lattices	59
6.1	Ising model on the $(3, q)$ lattices	59
6.1.1	The model and expansion scheme	59
6.1.2	Numerical results	61
6.2	Ising model on the weakly curved lattices	70
6.2.1	The model	70
6.2.2	Numerical results	73

7	Quantum spin models on hyperbolic lattices	79
7.1	Spin models on the $(p, 4)$ lattices	79
7.1.1	The model	79
7.1.2	Numerical results	80
7.2	Spin models on the $(4, q)$ lattices	89
7.2.1	The model	89
7.2.2	Numerical results	91
8	Conclusions and Perspectives	94
8.1	Classical Ising model on triangular $(3, q)$ and weakly curved $(3, q_n)$ lattices	94
8.2	Quantum spin models on $(p, 4)$ and $(4, q)$ lattices	95
	Acknowledgement	98
	References	99

1 Introduction

The properties of both classical and quantum systems on non-Euclidean surfaces have been attracting researchers in various fields of modern physics. For example, experiments were performed with soft materials on conical geometry [Moura-Melo et al., 2007] and magnetic nanostructures on various negatively curved surfaces [Yoshikawa et al., 2004, Liang et al., 2006, Cabot et al., 2009]. In addition, the influence of non-flatness of the underlying surface on the thermal properties of the system can be important in specific applications.

The main motivation of this PhD work is to investigate ground-state properties around phase transitions of strongly correlated systems, which are represented by a variety of Hamiltonians known in Solid-State Physics, when applied to negatively curved lattice geometries, often referred to as the so-called anti-de Sitter (AdS) space of the General Theory of Relativity. Here, wave functions of many-body interacting systems are intended to describe a non-trivial curved space, where time is excluded from consideration for the time being. The mutual relations among Solid-State Physics, General Theory of Relativity, and the Conformal Field Theory (CFT) enrich the interdisciplinary research, such as AdS-CFT correspondence known from the theory of Quantum Gravity [Maldacena, 1998, Maldacena, 1999, Kazakov, 1986, Holm and Janke, 1996].

In order to accomplish such a nontrivial task, the physical space can be considered to be discrete. The entire discrete space is occupied by interacting multi-state spin variables with the distances as small as the Plank length (10^{-35} m) thus forming a *spin network*. The first elementary steps to tackle the given problem of the Quantum Gravity are studied. In particular, we analyze relations between Gaussian curvature and correlations of the interacting spin particles. The off-criticality represented by non-diverging correlation length at phase transition is one of the key features to understand the negatively curved (AdS) geometry. The final step of will be the determination of a relation between the entanglement von Neumann entropy and the Gaussian curvature, which are crucial issues for the *holographic principle* in Quantum Gravity. Therefore, we have chosen quantum Heisenberg, XY, and transverse-field Ising models as the reference spin systems. Our intention is to confirm a concept of the holographic entanglement entropy [t Hooft, 1993, Susskind, 1995, Ryu and Takayanagi, 2006]. It means that a non-gravitational theory is expected to live on the boundary of a subsystem $\partial\mathcal{A}$ of $(d+1)$ -dimensional hyperbolic spaces. The entanglement entropy $S_{\mathcal{A}}$, associated with a reduced density matrix of \mathcal{A} , is a measure of the amount of information for the AdS/CFT correspondence. The entropy $S_{\mathcal{A}}$ is then related to a surface region $\partial\mathcal{A}$ in the AdS space. There is a duality in $(d+1)$ -dimensional AdS and the d -dimensional system \mathcal{A} in CFT.

We begin with the study of simple spin models on regular hyperbolic lattices constructed by tessellation of congruent p -sided polygons with coordination number q , which are denoted as (p, q) . The hyperbolic (p, q) lattices satisfy the condition $(p-2)(q-2) > 4$, exhibit constant negative curvature and their Hausdorff dimension is infinite if the thermodynamic limit is considered. On hyperbolic lattices the number of lattice sites N grows exponentially as the lattice diameter increases linearly. Also, the boundary effects are not negligible in the thermodynamic limit $N \rightarrow \infty$ on the hyper-

bolic lattices and, therefore, the spin systems exhibit phase transitions exclusively in the center of the infinite hyperbolic lattice. Due to these specific conditions, the standard numerical tools developed for either classical or quantum systems (such as, Monte Carlo simulations, transfer matrix exact diagonalization, the coordinate Bethe Ansatz, the algebraic Bethe Ansatz or the vertex operator approach) face significant difficulties when applied to study phase transitions on hyperbolic lattices in the thermodynamic limit.

In case of the classical spin systems, the modified Corner transfer matrix renormalization group (CTMRG) algorithm was applied to an infinite series of hyperbolic $(p, 4)$ lattices [Krčmár et al., 2008a, Ueda et al., 2007, Krčmár et al., 2008b, Gendiar et al., 2008]. Developing the original idea, we reformulate the CTMRG algorithm for use on the triangular $(3, q)$ as well as on weakly curved hyperbolic lattices, which represents a missing complementary study to the $(p, 4)$ case.

So far, an analogous algorithm designed for the ground-state analysis of quantum systems on hyperbolic surfaces has been missing. We expand a variational method, Tensor product variational formulation (TPVF) [Daniška and Gendiar, 2015, Daniška and Gendiar, 2016] in order to find out an effective solution of the problem. Here, the quantum ground-state is approximated in the form of the tensor product state, which allows us to implement a generalization of the original CTMRG algorithm.

Our analyses of both the classical and the quantum spin systems confirm that the hyperbolic geometry causes that the mean-field universality behaviour at the phase transition point occurs, irrespective of the spin model used. We attribute this feature to the infinite Hausdorff dimension of the hyperbolic surfaces. Another key outcome of this work is an indirect analysis of the quantum spin models on the Bethe lattice, where the coordination number is fixed to be four. The Bethe lattice is attributed to the asymptotics of the $(p, 4)$ lattices, where $p \rightarrow \infty$. These interesting outcomes have been published in Refs. [Gendiar et al., 2012, Gendiar et al., 2014, Daniška and Gendiar, 2016].

This review is structured into five chapters. Section 1 summarizes the most important aspects of the theory behind the phase transition phenomena, which are relevant in this study. The reader familiar with the basic theory of the phase transitions can directly proceed to the next chapter. Section 2 introduces the non-Euclidean geometry in general and the hyperbolic lattices in particular. The detailed description of the numerical algorithms CTMRG and TPVF for use on both the Euclidean and the hyperbolic lattices is provided in Section 3. We emphasize the details important for the practical implementation of the methods. Additional theoretical reasoning associated with the renormalization procedure can be found in references provided therein. The three Sections contain the theoretical part. The core of this work is represented by Sections 4 and 5, where the results of our numerical analyses are demonstrated. First, Section 4 analyzes phase transitions of the classical Ising model on the triangular $(3, q)$ lattice and weakly curved hyperbolic lattices. Second, we make use of the TPVF to perform a similar analysis for the quantum phase transition in the transverse-field Ising, XY and modified Heisenberg models on the series of the hyperbolic $(p, 4)$ and $(4, q)$ lattices in Section 5. We estimate the properties of the respective quantum models on the Bethe lattice.

2 Basic concepts

2.1 Classical phase transitions

In physics, the term *phase* refers to a thermodynamic system throughout which the state variables (e. g. temperature, pressure, density, magnetization, ...) are spatially homogeneous. If a small change of external parameters produces a new phase with qualitatively different properties in comparison to the previous one, we talk about the *phase transition*. This phenomenon is always hallmarked by a singularity in the free energy of the system or one of its derivatives. The phase transition is classified as "of n -th order" if there is a discontinuity in the n -th derivative of the free energy. In this section we provide a brief introduction to these phenomena following the books [Baxter, 1982] and [Yeomans, 1992].

A common example of the phase transition is the abrupt change of properties of water at atmospheric pressure if its temperature T rises over 100°C . Liquid water transforms into the gas form (steam) which results in sudden fall of the density. Another important example is represented by phase transitions in ferromagnetic materials which can be authentically simulated even on very simple spin lattice models. The typical magnetization profiles of a magnetic material with respect to magnetic field h for temperatures T below, equal to and above the Curie temperature T_C are depicted in Fig. 2.1. Two phases of the ferromagnet are possible - one with positive magnetization $M(h, T) > 0$ if the magnetic field h is parallel to the selected direction ($h > 0$) or one with negative magnetization $M(h, T) < 0$ at antiparallel magnetic field ($h < 0$). If the initially strong external magnetic field h monotonically decreases to zero at given temperature T , the magnetization $M(h, T)$ of the material also decreases. The magni-

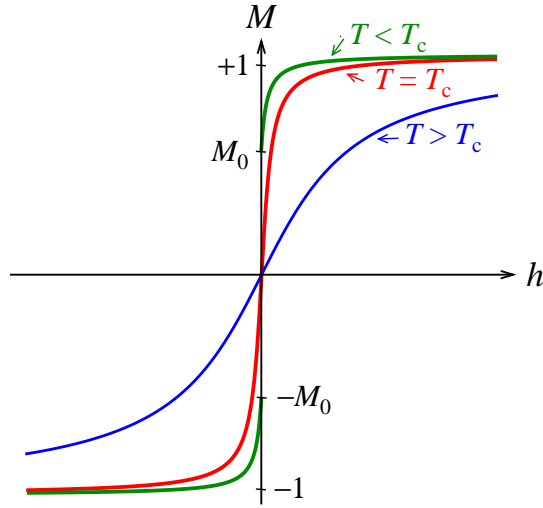


Figure 2.1: The magnetization $M(h, T)$ as a function of varying magnetic field h at constant temperature $T < T_C$ (green), $T = T_C$ (red) and $T > T_C$ (blue).

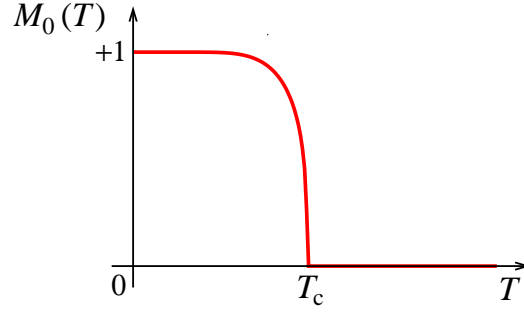


Figure 2.2: The spontaneous magnetization $M_0(T)$.

tude of magnetization at zero field defines the *spontaneous magnetization* $M_0(T)$. The term "spontaneous" reflects the fact that in the absence of the external field the magnetization is generated by the material itself. Orientation of the initial field plays the role of the symmetry-breaking mechanism which determines the orientation of the spontaneous magnetization after the field vanishes. Depending on whether the zero field is approached through positive or negative values h , we have

$$\lim_{h \rightarrow 0^+} M(h, T) = M_0(T) \quad \text{or} \quad \lim_{h \rightarrow 0^-} M(h, T) = -M_0(T). \quad (2.1)$$

The temperature dependence of the spontaneous magnetization is depicted in Fig. 2.2. Whenever $T < T_c$, $M_0(T)$ is strictly positive. Therefore, at constant temperature $T < T_c$ and varying magnetic field h , the ferromagnet undergoes a phase transition at $h = 0$ with discontinuity in the magnetization, changing suddenly from the negative value $-M_0(T)$ to the positive one $M_0(T)$ (or vice versa). Because the discontinuity occurred in magnetization, which can be calculated as the first partial derivative of the free energy with respect to h , it is the first-order phase transition. If $T \geq T_c$, $M_0(T)$ drops to zero and, thus, the magnetization $M(h, T)$ becomes a continuous function of h at $h = 0$ and analytic one if $T > T_c$. Therefore, there is no phase transition between the negative and the positive phase at $h = 0$ and $T > T_c$. Although the magnetization is continuous at $T = T_c$, it is non-analytical (singular) due to infinite value of its first derivative $\frac{\partial M(h, T_c)}{\partial h}$ (the magnetic susceptibility). This situation is equivalent to the absence of phase transition on the liquid-gas phase coexistence line above the critical temperature in the water phase diagram, where the difference in densities of both phases becomes continuous.

The above mentioned observations are summarized in the phase diagram of the ferromagnet shown in Fig. 2.3. The line $h = 0$ represents the line of coexistence between phases, which separates the phase with the positive magnetization ($h > 0$) from the negatively magnetized one ($h < 0$). The magnetization is an analytic function of both h and T at all points of the (h, T) half-plane, except those on the line segment $(h = 0, 0 \leq T \leq T_c)$, across which the phase transition occurs. The endpoint of this line segment $(h = 0, T = T_c)$ is denoted as the *critical point*. If constrained to the phase coexistence line, two new phases can be defined - the ordered one with nonzero spontaneous magnetization $M_0(T)$ and the disordered one with $M_0(T) = 0$. The two phases are sep-

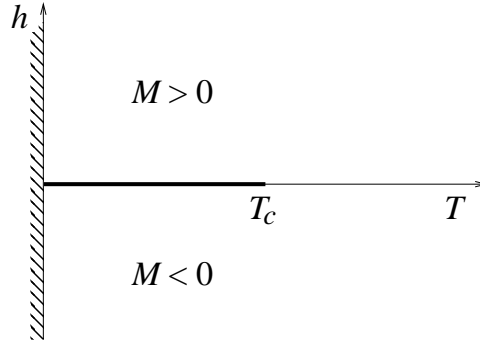


Figure 2.3: The phase diagram of the ferromagnetic material in the (h, T) half-plane.

arated at the critical point T_c and the spontaneous magnetization plays the role of the *order parameter*, which identifies the ordered (disordered) phase by its nonzero (zero) value. The singular behaviour of $M_0(T)$ at the critical temperature T_c is a hallmark of the phase transition between the ordered and the disordered phase. Note that this phase transition is generated by changing the temperature T at constant field $h = 0$. On the contrary, in case of the phase transitions between the negatively and the positively magnetized phases the field h changes, while the temperature T is held constant.

2.1.1 Basic notions from the classical statistical physics

Let us consider a classical statistical system in external magnetic field h at thermodynamic temperature T . The microstates of the system are labeled by index r and their energies are $E(r, h)$. Then, the canonical partition function of the system is defined as

$$\mathcal{Z}(h, T) = \sum_r \exp\left(-\frac{E(r, h)}{k_B T}\right) \quad (2.2)$$

and the free energy as

$$\mathcal{F}(h, T) = -k_B T \ln \mathcal{Z}(h, T), \quad (2.3)$$

where k_B is the Boltzmann constant. The summands $\exp\left(-\frac{E(r, h)}{k_B T}\right)$ in (2.2) are usually referred to as the statistical or the Boltzmann weight of the microstate r .

Now, complete information about the system can be in principle extracted from \mathcal{F} (or \mathcal{Z} , equivalently) and its derivatives. Using the canonical probability of finding the system in the state r ,

$$\mathcal{P}(r) = \frac{1}{\mathcal{Z}} \exp\left(-\frac{E(r, h)}{k_B T}\right), \quad (2.4)$$

the thermal average of any thermodynamic function $X(r)$ is calculated as

$$\langle X \rangle = \sum_r X(r) \mathcal{P}(r) = \frac{\sum_r X(r) \exp\left(-\frac{E(r,h)}{k_B T}\right)}{\mathcal{Z}}. \quad (2.5)$$

The *internal energy*, defined as

$$E_{\text{int}}(h, T) \equiv \langle E(r, h) \rangle = \frac{\sum_r E(r, h) \exp\left(-\frac{E(r,h)}{k_B T}\right)}{\mathcal{Z}}, \quad (2.6)$$

is a good example of such an averaged quantity. This formula can be further rewritten into another convenient form

$$E_{\text{int}}(h, T) = k_B T^2 \left(\frac{\partial \ln \mathcal{Z}(h, T)}{\partial T} \right)_h = -T^2 \frac{\partial}{\partial T} \left(\frac{\mathcal{F}(h, T)}{T} \right)_h, \quad (2.7)$$

where the right bottom index h in $\left(\frac{\partial}{\partial T}\right)_h$ explicitly identifies the variable which is held constant during the partial differentiation and the second equality follows from (2.3). Partial differentiation of the internal energy with respect to T produces the *specific heat* at constant external field

$$C_h(h, T) = \left(\frac{\partial E_{\text{int}}(h, T)}{\partial T} \right)_h. \quad (2.8)$$

If E_{int} is replaced by $-\mathcal{F}$ in the previous definition, we receive the formula for *entropy* of the system

$$S(h, T) \equiv -k_B \sum_r \mathcal{P}(r) \ln \mathcal{P}(r) = - \left(\frac{\partial \mathcal{F}(h, T)}{\partial T} \right)_h. \quad (2.9)$$

As the entropy and the specific heat are given by the first and the second derivatives of the free energy \mathcal{F} , a discontinuity in these quantities witnesses, respectively, for the first- or second-order phase transition with respect to temperature change.

Analogously, phase transitions in magnetic materials induced by changes of the external magnetic field h are classified by singularities in *magnetization*

$$M(h, T) \equiv \langle m(r, h) \rangle = \frac{\sum_r m(r, h) \exp\left(-\frac{E(r,h)}{k_B T}\right)}{\mathcal{Z}} = - \left(\frac{\partial \mathcal{F}(h, T)}{\partial h} \right)_T \quad (2.10)$$

and *magnetic susceptibility*

$$\chi(h, T) \equiv \left(\frac{\partial M(h, T)}{\partial h} \right)_T. \quad (2.11)$$

Here $m(r, h)$ denotes magnetization of the r -th microstate at magnetic field h .

2.1.2 The correlation function

The characterization of phase transitions through averaged quantities such as magnetization or entropy represents the macroscopic approach. To be able to understand the transition phenomena on the microscopic level better, the concept of *correlation functions* has been introduced.

Let us consider a spin lattice system with N spins. On each lattice site i there is a spin variable σ_i , which can take two values, $\sigma_i = -1$ or $\sigma_i = 1$. The set of microstates of the system consists of 2^N different configurations $\{\sigma\} \equiv \{\sigma_1 \dots \sigma_N\}$ of the bivalent spin variables. The energy $E(\{\sigma\}, h)$ of the microstate (spin configuration) $\{\sigma\}$ is given by the Hamiltonian of the system $\mathcal{H}(\{\sigma\}, h)$. The Ising model with Hamiltonian

$$E(\{\sigma\}, h) = \mathcal{H}(\{\sigma\}, h) = -J \sum_{\langle i, j \rangle} \sigma_i \sigma_j - h \sum_{i=1}^N \sigma_i, \quad (2.12)$$

where $\sum_{\langle i, j \rangle}$ denotes summation over couples of nearest-neighbour lattice sites and J the interaction strength, can be used as an example. The formula for the magnetization of the spin system is then

$$M(h, T) = \langle \sigma_1 + \dots + \sigma_N \rangle / N. \quad (2.13)$$

The spin-spin correlation function between spins σ_i and σ_j is defined as

$$g(\mathbf{r}_i, \mathbf{r}_j) \equiv \langle (\sigma_i - \langle \sigma_i \rangle)(\sigma_j - \langle \sigma_j \rangle) \rangle = \langle \sigma_i \sigma_j \rangle - \langle \sigma_i \rangle \langle \sigma_j \rangle, \quad (2.14)$$

where \mathbf{r}_i is the position vector of the spin σ_i on the lattice. Notice that $g(\mathbf{r}_i, \mathbf{r}_j)$ is only a specific member of a much wider class of correlation functions. Usually, the Hamiltonian $\mathcal{H}(\{\sigma\}, h)$ is translationally invariant, which yields $\langle \sigma_i \rangle = \langle \sigma_j \rangle, \forall i, j$ and consequently (after inserting into (2.13))

$$\langle \sigma_i \rangle = M(h, T), \forall i. \quad (2.15)$$

As a result, the spin-spin correlation function depends only on the vector distance between the lattice sites i and j

$$\mathbf{r}_{ij} \equiv \mathbf{r}_i - \mathbf{r}_j = r_{ij} \mathbf{e}_{ij}, \quad (2.16)$$

where $r_{ij} = |\mathbf{r}_{ij}|$ and $\mathbf{e}_{ij} = \mathbf{r}_{ij}/r_{ij}$ is a unit vector pointing in the direction of \mathbf{r}_{ij} . Therefore, $g(\mathbf{r}_i, \mathbf{r}_j) \equiv g(\mathbf{r}_{ij})$.

The correlation function plays a crucial role in the concept of critical points. Away from the critical point (T_c in ferromagnets), both below and above it, any couple of spins becomes uncorrelated if their mutual distance is large enough, i. e., $g(\mathbf{r}_{ij}) \rightarrow 0$ if $r_{ij} \rightarrow \infty$. It is expected that the correlation function decays exponentially obeying the formula

$$g(\mathbf{r}_{ij}) = r_{ij}^{-\tau} \exp\left(-\frac{r_{ij}}{\xi}\right), \quad (2.17)$$

where ξ is the *correlation length* and τ is some number. The correlation length is a function of h , T and the direction \mathbf{e}_{ij} , nevertheless, it is expected to become directionally independent near the critical point for large r_{ij} .

The critical point is by definition characterized by developing long-range correlations in the system which is hallmarked by diverging correlation length ξ . Hence, the necessary and sufficient condition for existence of a critical point (temperature) T_C in the ferromagnet is

$$\lim_{T \rightarrow T_C} \xi(h=0, T) = \infty, \quad (2.18)$$

where the isotropicity of ξ near criticality was utilized. As a result, the formula (2.17) breaks down. Instead, the correlation function decays as a power-like function

$$g(\mathbf{r}_{ij}) = r_{ij}^{-d+2-\eta}, \quad (2.19)$$

where d is dimension of the underlying lattice and η is a so-called critical exponent (see the next section for details).

2.1.3 Critical exponents

Let us consider again the example of the ferromagnet in the following. It was argued in the previous sections that a critical point is inevitably coupled with singular behaviour of some thermodynamic functions in the form of discontinuities or divergences. It is expected that these singularities follow simple power-like formulae with non-integer exponents independent of h and T - the *critical exponents*.

Let us introduce a dimensionless measure of the deviation from the critical temperature T_C in the form of the reduced temperature

$$t = \frac{T - T_C}{T_C}. \quad (2.20)$$

Hence, the critical point corresponds to $t = 0$. The critical exponent λ associated with a thermodynamic function $A(t) \equiv A(h = h_c \equiv 0, t)$ is defined by formula

$$\lambda = \lim_{t \rightarrow 0} \frac{\ln |A(t)|}{\ln |t|}. \quad (2.21)$$

Equivalently, in the limit $t \rightarrow 0$ the thermodynamic function asymptotically obeys the power rule

$$|A(t)| \propto |t|^\lambda, \quad (2.22)$$

as desired. The definition (2.21) applies to phase transitions induced by temperature changes. If, instead, the transition generated by external magnetic field h is investigated through function $A(h) \equiv A(h, T = T_C)$, t is replaced by h in (2.21), since $h_C \equiv 0$.

The most commonly used critical exponents and the associated thermodynamic functions are

$$C_h(h=0, T) \propto |t|^{-\alpha} \quad \text{if } t \rightarrow 0, \quad (2.23)$$

$$M_0(T) \propto (-t)^\beta \quad \text{if } t \rightarrow 0^-, \quad (2.24)$$

$$\chi(h=0, T) \propto |t|^{-\gamma} \quad \text{if } t \rightarrow 0, \quad (2.25)$$

$$\xi(h=0, T) \propto |t|^{-\nu} \quad \text{if } t \rightarrow 0, \quad (2.26)$$

$$s(h=0, T) \propto (-t)^\mu \quad \text{if } t \rightarrow 0^-, \quad (2.27)$$

$$M(h, T = T_c) \propto |h|^{1/\delta} \text{sgn}(h) \quad \text{if } h \rightarrow 0. \quad (2.28)$$

In addition, the critical exponent η has already been introduced in equation (2.19). The yet undefined quantity s in the equation (2.27) is the interfacial tension per unit area which represents the contribution of a unit area of the interface between the domains of coexisting positively and negatively magnetized phases at $h = 0$ to the free energy \mathcal{F} . It is defined within the ordered phase ($h = 0, 0 \leq T \leq T_c$) only.

The above mentioned critical exponents are not mutually independent. Assuming the so-called *scaling hypothesis*², one can obtain the following constraints:

$$\gamma = \beta(\delta - 1), \quad (2.29)$$

$$\alpha + 2\beta + \gamma = 2, \quad (2.30)$$

$$(2 - \eta)\nu = \gamma, \quad (2.31)$$

$$\mu + \nu = 2 - \alpha, \quad (2.32)$$

$$d\nu = 2 - \alpha. \quad (2.33)$$

The derivation of the last condition (2.33) requires making further assumptions known as *hyperscaling*. The importance of the five scaling relations, which are in good agreement with the experimental and theoretical results, rests in the fact that due to them, the knowledge of only two independent critical exponents is sufficient to determine all the remaining exponents.

Now, we are ready to explain why the critical exponents are so important. It has been observed that quantities such as $M(h, T)$ and T_c depend strongly on the details of interactions between spins or particles in the system in general. On the contrary, it is believed that the critical exponents are insensitive to details of the system Hamiltonian $\mathcal{H}(\{\sigma\})$ and depend only on dimensionality of the system and symmetries of $\mathcal{H}(\{\sigma\})$, which is known as the *universality* assumption³. Thus, the critical behaviour of a complicated realistic system can be correctly investigated on a model with drastically simplified Hamiltonian, provided that the dimensionality and symmetries of $\mathcal{H}(\{\sigma\})$ have been preserved. The set of systems represented by the same simple model forms a single *universality class*. Each class is usually labeled by the simplest system.

²See, e. g., [Baxter, 1982] for more details.

³Note that the scaling hypothesis and the universality idea represent two independent assumptions.

2.2 Spin models

In this section we introduce the most important lattice models of interacting systems which, due to their simplicity, were chosen as representatives of the corresponding universality classes. At the same time, the critical exponents uniquely assigned to each class are identified. Here, all the demonstrated models represent a set of spin variables positioned on vertices of a given lattice which differ only in the model specific Hamiltonian.

At this point, it is important to emphasize that the phase transition may occur only on lattices which are of infinite size in each dimension. That is, the models have to be studied in the *thermodynamic limit* $N_1 \rightarrow \infty, \dots, N_d \rightarrow \infty$, where N_1, \dots, N_d denote number of lattice spins in the base directions of the d -dimensional lattice⁴.

2.2.1 Classical spin models: Ising and mean-field

The Ising model The classical Ising model denotes a system governed by Hamiltonian

$$\mathcal{H}(\{\sigma\}, h) = -J \sum_{\langle i, j \rangle} \sigma_i \sigma_j - h \sum_{i=1}^N \sigma_i, \quad (2.34)$$

where N stands for the total number of spins in the system. The spin variable σ_i can take only two values, $\sigma_i = +1$ if it is oriented in the same direction as the magnetic field h or $\sigma_i = -1$ if it points in the opposite direction. No other spin orientation is allowed. The coupling constant J determines character of the spin-spin interaction. Positive value $J > 0$ favours ferromagnetic configuration with all spins pointing in the same direction, while if $J < 0$, antiferromagnetic alignment represented by inverse orientation of the neighbouring spins is preferred.

The Ising model on one-dimensional chain can be solved analytically using the transfer matrix formalism (see section 4.1.1 and [Baxter, 1982]). Although not difficult to solve, this case is not very interesting from physical point of view, because the ordered phase includes only a single point ($h = 0, T = 0$), which simultaneously represents the critical point. The critical exponents for the 1D Ising model together with values for all the other models mentioned below are listed in Table 2.1.

The analytic solution of the Ising model on the two-dimensional square lattice has been found only in case $h = 0$ [Onsager, 1944, Baxter, 1982]. In the thermodynamic limit ($N_x, N_y \rightarrow \infty$) there is the only one critical temperature T_C given by the relation

$$\sinh\left(\frac{2J_x}{k_B T_C}\right) \sinh\left(\frac{2J_y}{k_B T_C}\right) = 1, \quad (2.35)$$

⁴This observation may be intuitively attributed to the presence of infinite functional series in the formula for the partition function \mathcal{Z} which may generate a non-analytic function although all individual components are smooth functions. On the other hand, in case of finite lattices the finite series preserve the continuousness and differentiability of the summands and, thus, no singular behaviour may occur in the result.

Representative model	Universality class					
	α	β	γ	δ	ν	η
1D Ising ^(a)	1	0	1	∞	1	1
2D Ising ^{(a),(b)}	0	1/8	7/4	15	1	1/4
3D Ising ^{(b),(c)}	0.1137 ($t \rightarrow 0^-$) 0.1023 ($t \rightarrow 0^+$)	0.3295	1.24	4.8	0.63	0.04
mean-field ^(a)	0	1/2	1	3	—	—

Table 2.1: Critical coefficients of selected universality classes and corresponding representative models. (After [Baxter, 1982] (a), [Yeomans, 1992] (b) and [Xie et al., 2012](c)).

where N_x, N_y and J_x, J_y denote the number of lattice sites and interaction strength in the x and y direction, respectively. Assuming the isotropic case with $J_x = J_y \equiv J$, we have

$$T_C = \frac{2J}{k_B} \frac{1}{\ln(1 + \sqrt{2})}. \quad (2.36)$$

The 2D model with nonzero magnetic field or the three-dimensional one have not been solved analytically yet, however, they are precisely described through numerical calculations.

The mean-field model As only a few lattice spin models can be solved exactly, a number of approximation methods were developed. One of the most widely used is the *mean-field theory*, where the total effect of direct interaction of a selected spin with its coupling partners is mimicked by an averaged field generated by uniform contributions from all spins in the system. As an example, let us discuss the Ising model with N spins at $h = 0$, where each spin σ_i is surrounded by q neighbours. The total impact of all interactions affecting a single spin σ_i is governed by Hamiltonian

$$\mathcal{H}_1(\sigma_i) = -J\sigma_i \sum_{j \in (i,j)} \sigma_j, \quad (2.37)$$

where $\sum_{j \in (i,j)}$ denotes summation over the q nearest neighbours of the spin σ_i . In the mean-field approach $\sum_{j \in (i,j)} \sigma_j$ is approximated by $\frac{q}{N} \sum_{j=1}^N \sigma_j = qM$, where M is the magnetization of the system. As a result, the mean-field Hamiltonian for the spin σ takes the form

$$\mathcal{H}_1^{MF}(\sigma_i) = -JqM\sigma_i. \quad (2.38)$$

The critical temperature T_C can be obtained from the self-consistent equation for magnetization. Namely, as the system is translationally invariant, $M = \langle \sigma_i \rangle$ and, therefore,

$$M = \frac{1}{\mathcal{Z}} \sum_{\sigma_i = \pm 1} \sigma_i \exp\left(\frac{qJM}{k_B T} \sigma_i\right) = \frac{\exp\left(\frac{qJM}{k_B T}\right) - \exp\left(-\frac{qJM}{k_B T}\right)}{\exp\left(\frac{qJM}{k_B T}\right) + \exp\left(-\frac{qJM}{k_B T}\right)} = \tanh\left(\frac{qJM}{k_B T}\right). \quad (2.39)$$

Using the identity $\frac{d}{dx} \tanh(x) = 1 - \tanh^2(x)$, it is easy to verify, that (2.39) has a nontrivial solution only iff

$$\frac{d}{dM} \left[\tanh \left(\frac{qJM}{k_B T} \right) \right]_{M=0} = \frac{qJ}{k_B T} \left[1 - \tanh^2 \left(\frac{qJM}{k_B T} \right) \right]_{M=0} = \frac{qJ}{k_B T} > 1. \quad (2.40)$$

It follows from the fact that both sides of (2.39) take the same (zero) value for $M = 0$, derivative of the LHS is 1, while the derivative of the RHS is a decreasing function starting at $\frac{qJ}{k_B T}$ when $M = 0$ and approaching zero as $M \rightarrow \infty$.

The (spontaneous) magnetization $M(h = 0, T)$ takes positive (nontrivial) values for $\frac{qJ}{k_B T} > 1$ and vanishes at $\frac{qJ}{k_B T} = 1$, which signalizes the critical temperature

$$T_C = \frac{qJ}{k_B} \quad (2.41)$$

and the ordered phase for $(h = 0, 0 \leq T \leq T_C)$. Note the linear character of the dependence $T_C(q)$. Moreover, the critical temperature T_C is not affected by details of the lattice layout provided that the coordination number q is held constant. For example, the mean-field models on the two-dimensional triangular lattice and the three-dimensional cubic one ($q = 6$ for both) share the identical value of T_C . The critical exponents of the mean-field universality class are $\alpha = 0$, $\beta = 1/2$, $\gamma = 1$ and $\delta = 3$. The exponents ν and η are not defined in this case, since the equally strong interaction of a selected spin with every other results in distance independent correlations.

It can be shown that any classical statistical model with dimensionality $d \geq 4 \equiv d_C$, where d_C is the upper critical dimension, belongs to the mean-field universality class [Yeomans, 1992]. This fact is of crucial importance within the framework of this thesis, as the minimal Hausdorff dimension of a space into which a hyperbolic lattice (see chapter 3) can be embedded, is infinite. As a result, any model on the hyperbolic lattice exhibits mean-field behaviour in the vicinity of the critical point, irrespective of the original Hamiltonian.

Ising model on the Bethe lattice Applying the Ising Hamiltonian (2.34) to the Bethe lattice is interesting for two reasons: First, it is exactly solvable and, second, the specific nature of the lattice causes the model to belong to the mean-field universality class, although no mean-field approximation is applied. Therefore, the critical exponents are identical, particularly, $\alpha = 0$, $\beta = 1/2$, $\gamma = 0$ and $\delta = 3$.

The Bethe lattice (cf. Fig. 2.4) with the coordination number q is constructed as follows: We start with a single central vertex and create q links from it to its q nearest neighbours, which form the first shell. Any next shell is constructed by connecting $q - 1$ new vertices to each of the sites of the previous shell. The number of vertices in the r -th shell is $q(q - 1)^{r-1}$, and the total number of sites in the lattice consisting of r layers is

$$n_q(r) = q[(q - 1)^r - 1]/(q - 2). \quad (2.42)$$

The outermost shell forms the lattice boundary. The ratio of the number of boundary positions to the total number of lattice vertices tends to the nonzero value $(q - 2)/(q -$

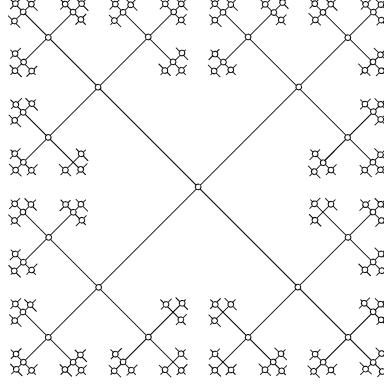


Figure 2.4: The Bethe lattice for $q = 4$. Note that the interaction strength J is identical for all spin pairs coupled by lattice edges, although the edge length was set different for better visualization.

1) in the thermodynamic limit $r \rightarrow \infty$ and, therefore, the boundary effects cannot be removed by increasing the lattice size. In order to avoid this problem, we study only local properties of spins deep inside the lattice (far away from the boundary). The Bethe lattice is, by definition, formed by these deep interior vertices, which are all equivalent and have the coordination number q .

The dimension of the Bethe lattice is calculated as

$$d = \lim_{r \rightarrow \infty} \frac{\ln n_q(r)}{\ln r} = \infty \quad (2.43)$$

which exceeds the critical dimension $d_c \equiv 4$. Hence, the critical behaviour of the Ising model on the Bethe lattice is governed by critical exponents with mean-field values as is confirmed by analytical calculations [Baxter, 1982]. We emphasize that this mean-field-like critical behaviour is not induced by any mean-field approximations in the model, but by the infinite-dimensional lattice structure.

The critical point of this model is positioned at $(h = 0, T = T_C)$, where

$$T_C = \frac{2J}{k_B} \frac{1}{\ln[q/(q-2)]}. \quad (2.44)$$

2.2.2 Quantum spin models: Ising, XY and Heisenberg models

Let us consider the Hamiltonian of a quantum system with N spins in the form

$$\mathcal{H}(J_{xy}, J_z) = - \sum_{\langle i, j \rangle} \left[J_{xy} (\sigma_i^x \sigma_j^x + \sigma_i^y \sigma_j^y) + J_z \sigma_i^z \sigma_j^z \right] - h \sum_{i=1}^N \sigma_i^x, \quad (2.45)$$

where the spin operators are in the z-representation given by the Pauli matrices

$$\sigma^x = \begin{pmatrix} 0 & 1 \\ 1 & 0 \end{pmatrix} \quad \sigma^y = \begin{pmatrix} 0 & -i \\ i & 0 \end{pmatrix} \quad \sigma^z = \begin{pmatrix} 1 & 0 \\ 0 & -1 \end{pmatrix}. \quad (2.46)$$

We assume arbitrary but fixed dimension of the system and periodic boundary conditions. Then, if $J > 0$, the choice $J_{xy} = J_z = J$, $h = 0$ defines the ferromagnetic Heisenberg model, $J_{xy} = J$, $J_z = 0$, $h = 0$ the ferromagnetic XY model and $J_{xy} = 0$, $J_z = J$ with arbitrary h the ferromagnetic Ising model in transverse field. If, instead, negative value $J < 0$ is chosen, antiferromagnetic versions of the respective models are obtained.

The class of Hamiltonians $\mathcal{H}(J_{xy}, J_z)$ exhibits some useful symmetries. Here, we focus on one of them only, but interested reader can find more information in, e. g., [Šamaj and Bajnok, 2013]. Let us suppose the underlying lattice is bipartite, i. e., the set of all lattice vertices can be factorized into two subsets A and B in such way that any couple of nearest neighbours $\langle i, j \rangle$ contains exactly one vertex from each of the two subsets. Then, the unitary transformation generated by operator $\mathbf{U} = \mathbf{U}^\dagger = \prod_{i \in A} \sigma_i^z$ results in

$$\mathbf{U} \mathcal{H}(J_{xy}, J_z) \mathbf{U}^\dagger = \mathcal{H}(-J_{xy}, J_z) = -\mathcal{H}(J_{xy}, -J_z). \quad (2.47)$$

This follows from the fact that the Pauli operator σ_i^z , where $i \in A$ is arbitrary, but fixed, commutes with all other operators $\sigma_j^x, \sigma_j^y, \sigma_j^z, j \in A \cup B$ except σ_i^x and σ_i^y . In the latter case we have $\sigma_i^z \sigma_i^x \sigma_i^z = -\sigma_i^x$ and $\sigma_i^z \sigma_i^y \sigma_i^z = -\sigma_i^y$ which finalizes the proof idea.

The equality between the first and the last term in (2.47) means that the energy spectra of the Hamiltonians $\mathcal{H}(J_{xy}, J_z)$ and $\mathcal{H}(J_{xy}, -J_z)$ are mutually related by reflection around the zero energy level $E = 0$. Hence, the ground state Ψ_0 of the first system determines the most excited state Φ_{MAX} of the second system via

$$\Phi_{\text{MAX}} = \mathbf{U} \Psi_0 \quad (2.48)$$

and vice versa. Another consequence of (2.47), which will be used later in section 7.1.1, is that for $J > 0$ the Hamiltonian $\mathcal{H}(J, -J)$ describes an antiferromagnetic model. Recall that, by definition, the model is (anti)ferromagnetic if the sign of the expectation values of local magnetization $\langle \sigma_i^x \rangle, \langle \sigma_i^y \rangle$ and $\langle \sigma_i^z \rangle$ in the ground state is identical (opposite) for the nearest-neighbouring pairs of spins. The Hamiltonian $\mathcal{H}(J, -J)$ can be obtained by the unitary transformation \mathbf{U} of the antiferromagnetic Heisenberg model

$$\mathcal{H}(J, -J) = -\mathcal{H}(-J, J) = -\mathbf{U} \mathcal{H}(J, J) \mathbf{U}^\dagger = \mathbf{U} \mathcal{H}(-J, -J) \mathbf{U}^\dagger, \quad (2.49)$$

and therefore the ground-states $\Psi_0^{(J, -J)}$ and $\Psi_0^{(-J, -J)}$ of the two Hamiltonians obey

$$\Psi_0^{(J, -J)} = \mathbf{U} \Psi_0^{(-J, -J)}. \quad (2.50)$$

Using the same argumentation as in the text below (2.47), we receive for $a = x$ or y

$$\langle \Psi_0^{(J, -J)} | \sigma_i^a | \Psi_0^{(J, -J)} \rangle = \langle \Psi_0^{(-J, -J)} | \mathbf{U}^\dagger \sigma_i^a \mathbf{U} | \Psi_0^{(-J, -J)} \rangle = -\langle \Psi_0^{(-J, -J)} | \sigma_i^a | \Psi_0^{(-J, -J)} \rangle \quad (2.51)$$

and

$$\langle \Psi_0^{(J, -J)} | \sigma_i^z | \Psi_0^{(J, -J)} \rangle = \langle \Psi_0^{(-J, -J)} | \mathbf{U}^\dagger \sigma_i^z \mathbf{U} | \Psi_0^{(-J, -J)} \rangle = \langle \Psi_0^{(-J, -J)} | \sigma_i^z | \Psi_0^{(-J, -J)} \rangle. \quad (2.52)$$

Therefore, the alternating sign structure of the local magnetization present in $\Psi_0^{(-J, -J)}$ is preserved also in $\Psi_0^{(J, -J)}$, which proves that $\mathcal{H}(J, -J)$ describes an antiferromagnetic system.

2.2.3 Quantum-classical correspondence

In this section we establish a mapping between the quantum transverse-field Ising model on the one-dimensional chain and the classical Ising model on the two-dimensional square lattice. In fact, it can be shown that d -dimensional quantum spin models can be mapped onto a system-specific $(d+1)$ -dimensional classical spin model, which is known as *quantum-classical correspondence*. This concept plays an important role in the theoretical reasoning of the numerical algorithm Corner transfer matrix renormalization group (see section 4.2) and, simultaneously, helps to determine the critical exponents of a quantum system by classification of its classical counterpart.

We start with the ferromagnetic quantum Ising model on the chain with N spins in transverse field h governed by Hamiltonian

$$\mathcal{H} = -J \sum_{i=1}^N \sigma_i^z \sigma_{i+1}^z - h \sum_{i=1}^N \sigma_i^x \equiv \mathcal{H}_A + \mathcal{H}_B, \quad (2.53)$$

where $J > 0$, $\mathcal{H}_A = -J \sum_{i=1}^N \sigma_i^z \sigma_{i+1}^z$, $\mathcal{H}_B = -h \sum_{i=1}^N \sigma_i^x$ and periodic boundary conditions are imposed, i. e., $\sigma_{N+1}^z \equiv \sigma_1^z$.

The partition function of (a quantum system) is defined as

$$\mathcal{Z} = \text{Tr}[\exp(-\beta \mathcal{H})], \quad (2.54)$$

where $\beta = (k_B T)^{-1}$. Introducing a small imaginary time step $\Delta\tau = \beta/m$ with m being a sufficiently large integer⁵ and making use of the commutativity of \mathcal{H} with itself, \mathcal{Z} can be rewritten as

$$\mathcal{Z} = \text{Tr}[\exp(-\Delta\tau \mathcal{H})]^m = \text{Tr} \left[\underbrace{\exp(-\Delta\tau \mathcal{H}) \dots \exp(-\Delta\tau \mathcal{H})}_{m \text{ times}} \right]. \quad (2.55)$$

Let us insert an identity operator in the form $\mathbb{I} = \sum_{S_1^z=\uparrow,\downarrow} \dots \sum_{S_N^z=\uparrow,\downarrow} [\prod_{i=1}^N |S_i^z\rangle \langle S_i^z|] \equiv \sum_{\{\mathbf{S}^z\}} |\mathbf{S}^z\rangle \langle \mathbf{S}^z|$

between any two consecutive factors in (2.55), where $|S_i^z\rangle = \uparrow, \downarrow$ are the eigenstates of the Pauli operator σ_i^z corresponding to eigenvalues $s_i^z = 1$ and $s_i^z = -1$, respectively, $|\mathbf{S}^z\rangle = |S_1^z\rangle \otimes \dots \otimes |S_N^z\rangle$ and $\sum_{\{\mathbf{S}^z\}}$ denotes summation over the complete set of 2^N base states $|\mathbf{S}^z\rangle$. After labeling each of the m identities by index l we receive

$$\mathcal{Z} = \sum_{\{\mathbf{S}^z,1\}} \dots \sum_{\{\mathbf{S}^z,m\}} \prod_{l=1}^m \langle \mathbf{S}^z,l | \exp(-\Delta\tau \mathcal{H}) | \mathbf{S}^z,l+1 \rangle. \quad (2.56)$$

As the operators \mathcal{H}_A and \mathcal{H}_B do not commute, the application of the Suzuki-Trotter expansion yields

$$\exp(-\Delta\tau \mathcal{H}) = \exp[-\Delta\tau(\mathcal{H}_A + \mathcal{H}_B)] = \exp(-\Delta\tau \mathcal{H}_A) \exp(-\Delta\tau \mathcal{H}_B) + \mathcal{O}((\Delta\tau)^2), \quad (2.57)$$

⁵In numerical practice $\Delta\tau \lesssim 10^{-2}$ is required.

where $\mathcal{O}((\Delta\tau)^2)$ denotes terms of order $(\Delta\tau)^2$ or higher, which vanish if $\Delta\tau \rightarrow 0$ (or, equivalently, $m \rightarrow \infty$). Because \mathbf{S}^z are the eigenstates of the operator \mathcal{H}_A , we have

$$\begin{aligned} \langle \mathbf{S}^{z,l} | \exp(-\Delta\tau \mathcal{H}_A) \exp(-\Delta\tau \mathcal{H}_B) | \mathbf{S}^{z,l+1} \rangle &= \\ &= \exp\left(\Delta\tau J \sum_{i=1}^N s_i^{z,l} s_{i+1}^{z,l}\right) \langle \mathbf{S}^{z,l} | \exp(-\Delta\tau \mathcal{H}_B) | \mathbf{S}^{z,l+1} \rangle. \end{aligned} \quad (2.58)$$

The matrix elements on the RHS can be simplified by applying the identity relation $(\sigma^x)^2 = \mathbb{I}$ to the Taylor expansion of $\exp(\Delta\tau h \sigma^x)$, which gives

$$\exp(\Delta\tau h \sigma^x) = \mathbb{I} \cosh(\Delta\tau h) + \sigma^x \sinh(\Delta\tau h). \quad (2.59)$$

Inspired by structure of the partition function of a classical Ising model, we assume the partial matrix elements in the form

$$\langle S_i^{z,l} | \exp(\Delta\tau h \sigma_i^x) | S_i^{z,l+1} \rangle = \Lambda \exp\left(\gamma s_i^{z,l} s_i^{z,l+1}\right). \quad (2.60)$$

Expanding the LHS via (2.59) we receive

$$\langle \uparrow | \exp(\Delta\tau h \sigma^x) | \uparrow \rangle = \langle \downarrow | \exp(\Delta\tau h \sigma^x) | \downarrow \rangle = \cosh(\Delta\tau h) = \Lambda \exp(\gamma), \quad (2.61)$$

$$\langle \uparrow | \exp(\Delta\tau h \sigma^x) | \downarrow \rangle = \langle \downarrow | \exp(\Delta\tau h \sigma^x) | \uparrow \rangle = \sinh(\Delta\tau h) = \Lambda \exp(-\gamma), \quad (2.62)$$

which gives

$$\Lambda = \sqrt{\sinh(\Delta\tau h) \cosh(\Delta\tau h)} \quad \gamma = -\frac{1}{2} \ln[\tanh(\Delta\tau h)]. \quad (2.63)$$

Hence, in the limit $\Delta\tau \rightarrow 0$ ($m \rightarrow \infty$) we obtain

$$\begin{aligned} \langle \mathbf{S}^{z,l} | \exp(-\Delta\tau \mathcal{H}) | \mathbf{S}^{z,l+1} \rangle &= \exp\left(\Delta\tau J \sum_{i=1}^N s_i^{z,l} s_{i+1}^{z,l}\right) \prod_{i=1}^N \langle S_i^{z,l} | \exp(-\Delta\tau h \sigma_i^x) | S_i^{z,l+1} \rangle \\ &= \exp\left(\Delta\tau J \sum_{i=1}^N s_i^{z,l} s_{i+1}^{z,l}\right) \prod_{i=1}^N \Lambda \exp\left(\gamma s_i^{z,l} s_i^{z,l+1}\right) \\ &= \Lambda^N \exp\left(\Delta\tau J \sum_{i=1}^N s_i^{z,l} s_{i+1}^{z,l} + \gamma \sum_{i=1}^N s_i^{z,l} s_i^{z,l+1}\right) \end{aligned} \quad (2.64)$$

which after inserting into (2.56) yields

$$\mathcal{Z} = \Lambda^{Nm} \sum_{s_i^{z,l}=\pm 1} \exp\left(\Delta\tau J \sum_{l=1}^m \sum_{i=1}^N s_i^{z,l} s_{i+1}^{z,l} + \gamma \sum_{l=1}^m \sum_{i=1}^N s_i^{z,l} s_i^{z,l+1}\right). \quad (2.65)$$

Here $\sum_{s_i^{z,l}=\pm 1}$ denotes summation over the eigenvalues $s_i^{z,l}$ for all combinations $1 \leq i \leq N$, $1 \leq l \leq m$, which replaces the original summation over the eigenstates $|S_i^{z,l}\rangle$. Finally,

after replacing s_i^z by the established notation $\sigma_{i,l}$, \mathcal{Z} can be interpreted as the partition function of a classical Ising model on the two-dimensional infinite ($m \rightarrow \infty$) strip-lattice of width N at temperature $T_{\text{classical}}$ with Hamiltonian

$$\mathcal{H}(\{\sigma\}) = -J_1 \sum_{l=1}^m \sum_{i=1}^N \sigma_{i,l} \sigma_{i+1,l} - J_2 \sum_{l=1}^m \sum_{i=1}^N \sigma_{i,l} \sigma_{i,l+1}, \quad (2.66)$$

where

$$J_1 = \Delta \tau J k_B T^{\text{classical}} \quad \text{and} \quad J_2 = \gamma k_B T^{\text{classical}}. \quad (2.67)$$

Note that, in general, the interaction strength in the mutually perpendicular axis directions labeled by indices l and i is different and $T \neq T^{\text{classical}}$. Also, it can be shown that the quantum one-dimensional Ising model can be mapped to the classical two-dimensional one at zero field only. Thus, the role of the magnetic field h in the quantum system is portrayed by the temperature $T^{\text{classical}}$ in its classical counterpart.

2.3 Quantum phase transitions

Until now, the phase transition phenomena have been discussed only within the context of classical statistical physics, where a special attention was paid to the second-order phase transition triggered by tuning the temperature T around the critical temperature $T_C > 0$. However, as $T \rightarrow 0$, the thermal effects die out and the so-far suppressed quantum fluctuations become important. As a result, the *quantum phase transition* (QPT) may appear.

In order to briefly explain the concept of QPT (see, e.g., [Batrouni and Scalettar, 2011, Sachdev, 2011] for more details), let us consider a lattice model at temperature $T = 0$ with the Hamiltonian in the form

$$\mathcal{H}(g) = \mathcal{H}_A + g \mathcal{H}_B, \quad (2.68)$$

where $g \geq 0$ represents a continuously tunable dimensionless parameter. If \mathcal{H}_A and \mathcal{H}_B commute ($[\mathcal{H}_A, \mathcal{H}_B] = 0$), both \mathcal{H}_A and \mathcal{H}_B can be simultaneously diagonalized using the base of eigenstates they share and, thus, it is a problem of classical physics as described in section 2.1 with no additional quantum effects. A qualitatively new behaviour related to the quantum aspect of this problem arises only if

$$[\mathcal{H}_A, \mathcal{H}_B] \neq 0, \quad (2.69)$$

which we, therefore, assume to hold in the following.

Let the ground-states of the Hamiltonians \mathcal{H}_A , \mathcal{H}_B and \mathcal{H} be denoted Φ_0^A , Φ_0^B and Ψ_0 , respectively. We assume $\Phi_0^A \neq \Phi_0^B$, which, in general, is not guaranteed by the non-commutativity condition (2.69), although it is implied by it in practice. When $g \ll 1$, $\mathcal{H} \approx \mathcal{H}_A$ and $\Psi_0 \approx \Phi_0^A$ with some quantum fluctuations caused by small, but nonzero term containing \mathcal{H}_B , while $g \gg 1$ results in $\mathcal{H} \approx \mathcal{H}_B$ and $\Psi_0 \approx \Phi_0^B$. Varying the value of g between these two extreme limits, the energy profile of the ground-state $E_0(g)$ and

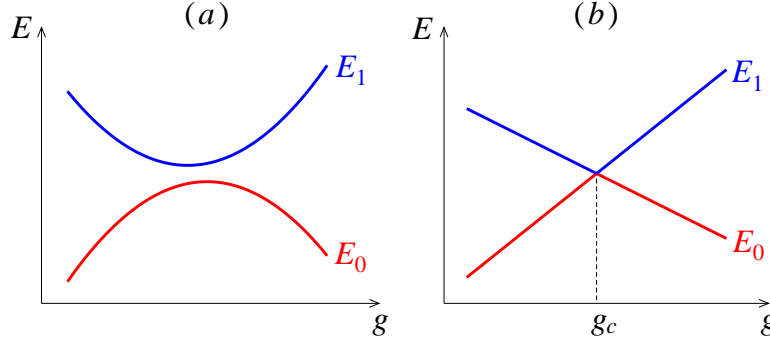


Figure 2.5: Possible energy profiles of the ground-state $E_0(g)$ and the first excited state $E_1(g)$ as functions of the tuning parameter g for the quantum system of (a) finite and (b) infinite size.

the first excited state $E_1(g)$ of the Hamiltonian \mathcal{H} is obtained. If the system is finite, the energy gap $E_1(g) - E_0(g)$ is always nonzero, although there could be a significant minimum at a specific g (see Fig. 2.5(a)), and the groundstate $\Psi_0(g)$ changes smoothly from Φ_0^A to Φ_0^B as g increases. On infinite lattice, however, the gap $E_1(g) - E_0(g)$ may vanish at g_c (see Fig. 2.5(b)), which provides an opportunity for an abrupt change in the model ground-state $\Psi_0(g)$ by selecting an arbitrary state from the two-dimensional state space associated with the degenerated energy level $E_0(g) = E_1(g)$. If this occurs, we talk about the quantum phase transition. The (critical) point g_c separates two phases - one with \mathcal{H}_A dominating over $g\mathcal{H}_B$ at $0 \leq g < g_c$ and one, where the reverse is true at $g > g_c$. The ground-state $\Psi_0(g)$ plays the role of the order parameter which is in some sense closer to Φ_0^A than Φ_0^B if $g < g_c$, but the inverse relation holds if $g > g_c$. Note that the singularity in $E_0(g)$, signaling the critical point g_c , appears also in the free energy $\mathcal{F}(g)$, since $\mathcal{F}(g) = E_0(g)$ at $T = 0$.

Now, let us apply the mapping from a d -dimensional quantum model to its $(d+1)$ -dimensional classical counterpart, where the extra dimension corresponds to the imaginary time τ . As g approaches g_c , the correlation length in the d space directions diverges as

$$\xi(g) \propto |g - g_c|^{-\nu}, \quad (2.70)$$

but the divergence of the correlation length in the imaginary time ξ_τ may in general follow a slightly modified rule

$$\xi(g)_\tau \propto |g - g_c|^{-\nu z}, \quad (2.71)$$

which defines a new critical exponent z that is unique to the quantum models.

2.3.1 Ising model on the one-dimensional spin chain

As an example of the model with QPT, let us consider the quantum Ising model on the 1D chain with N spins in the transverse magnetic field h governed by Hamiltonian (2.53),

where the field $h > 0$ plays the role of the tuning parameter, while J is held constant. In section 2.2.3, the mapping of this model to the classical 2D Ising model in zero field was derived. We are interested in the critical phenomena and, therefore, assume the thermodynamic limit $N \rightarrow \infty$ at $T = 0$. Hence, the infiniteness of the corresponding classical model in both the space and the imaginary-time direction is guaranteed.

Critical field Inserting the expressions (2.67), relating the parameters of the corresponding quantum and classical model into the formula (2.36) which determines the critical temperature of the classical 2D Ising model, the equation for the critical magnetic field h_C of the quantum model takes the form

$$\sinh(2J\Delta\tau) \sinh\{-\ln[\tanh(h_C\Delta\tau)]\} = 1. \quad (2.72)$$

This can be simplified into

$$\sinh(2J\Delta\tau) = \sinh(2h_C\Delta\tau) \quad (2.73)$$

and, thus, $h_C = J$.

Critical exponents It is known for the anisotropic 2D classical Ising model in zero field that the correlation length becomes directionally independent at the critical point. Therefore (2.70) holds not only for space directions, but also for ξ_τ which yields $z = 1$. The magnetic field h in the quantum model determines the temperature $T^{classical}$ in its classical counterpart through (2.67). Inserting the functional dependence $T^{classical}(h)$ into the relations (2.23)-(2.27) one can see that the critical exponents describing the thermal phase transition (α, β, γ) in the classical model are also related to the critical behaviour of the equivalent quantities in the quantum system, although now the control variable is h , not $T^{classical}$. As $T^{classical}(h)$ is not linear, critical exponents of the quantum model can, in general, differ from those in its classical counterpart. However, it turns out that in this case they preserve their original values. As a result, the critical behaviour at the QPT of the 1D quantum Ising model is ruled by

$$C(h) \equiv \frac{\partial E_0(h)}{\partial h} \propto |h - h_C|^{-\alpha} \quad \text{if } h \rightarrow h_C, \quad (2.74)$$

$$\langle S^z(h) \rangle \equiv \langle \Psi_0(h) | \sigma^z | \Psi_0(h) \rangle \propto (h_C - h)^\beta \quad \text{if } h \rightarrow h_C^-, \quad (2.75)$$

$$\chi(h) \equiv \frac{\partial \langle S^z(h) \rangle}{\partial h} \propto |h - h_C|^{-\gamma} \quad \text{if } h \rightarrow h_C, \quad (2.76)$$

$$\xi(h) \propto |h - h_C|^{-\nu} \quad \text{if } h \rightarrow h_C, \quad (2.77)$$

where $\alpha = 0$, $\beta = 1/8$, $\gamma = 7/4$ and $\nu = 1$, which is identical to the classical 2D Ising model, cf. Table 2.1.

3 Non-Euclidean geometry

3.1 Euclidean geometry

The geometry of the world around us, which we are exposed to every day, is Euclidean. The mathematical description of the Euclidean geometry on a plane (surface) is based on the following five axioms, which appeared for the first time in the Euclid's book *the Elements* (about 300 B.C.). We present the axioms as formulated in the Coxeter's book [Coxeter, 1998]:

- (I) A straight line may be drawn from any one point to any other point.
- (II) A finite straight line may be produced to any length in a straight line.
- (III) A circle may be described with any center at any distance from that center.
- (IV) All right angles are equal.
- (V) If a straight line meets two other straight lines, so as to make the two interior angles on one side of it together less than two right angles, the other straight lines will meet if produced on that side on which the angles are less than two right angles.

The first four axioms have always been accepted by mathematicians, as they fulfill the essential requirements originally imposed on the axiom - to be so simple and obvious that no educated person could doubt its validity (cf. [Greenberg, 2008]). However, the non-self-evident fifth axiom, which seems to be artificial, attracted the attention of mathematicians throughout centuries after Euclid's times. All attempts to derive it as a theorem from the other four axioms and thus prove its redundancy within the axiomatic system failed. However, some people succeeded in reformulating it into an equivalent, but more self-evident form. Probably the best known version comes from the Scottish mathematician John Playfair and his book *Elements of Geometry* (1795), which states (cf. [Greenberg, 2008]).

For every line ℓ and for every point P that does not lie on ℓ , there exists a unique line m through P that is parallel to ℓ .

Due to this formulation, the fifth axiom is often referred to as the parallel postulate. In fact, the Playfair's version is not logically equivalent to the original one, but in the presence of the axioms I-IV, either of the two can be proved by assuming the other.

As the two-thousand-year long period of attempts to prove the parallel postulate as a theorem stalemated, people started to think about the consequences of its replacement by its negation. If one can find a geometry obeying the axioms I-IV and the negation of the fifth, this proves, that the parallel postulate cannot be derived as theorem from the other four. Otherwise, in any geometry based on the axioms I-IV the validity of the parallel axiom could be derived from the other four, which contradicts the existence of a geometry where its negation holds.

Examples of a new type of geometry were indeed found independently by a Hungarian mathematician Jnos Bolyai (1831) and a Russian Nikolai Lobachevsky (1829). The

two most common non-Euclidean geometries (curved two-dimensional surfaces) are the spherical geometry and the hyperbolic geometry. In the spherical geometry, a line has no parallels through a given point, while in hyperbolic (also called Bolyai-Lobachevskian) geometry for any given line ℓ and a point P not on ℓ there are at least 2 distinct lines passing through P and not intersecting ℓ . We would like to emphasize that both the geometries describe spatially curved surfaces which are locally two-dimensional. Considering three-dimensional space with Euclidean metrics, examples of the spherical geometry, such as the sphere or the ellipsoid, can be easily found. However, an infinite hyperbolic surface cannot be embedded into a space with finite Hausdorff dimension only⁶.

3.2 Spherical geometry

Although this thesis deals with systems on hyperbolic lattices, the spherical geometry will be discussed first, as it is easier to imagine due to its finiteness. Considering the essential properties, there is a sort of dual relationship between the spherical and the hyperbolic geometry. The spherical geometry, as the name suggests, is the geometry of the sphere and related objects which are characterized by positive Gaussian curvature $\kappa > 0$ at any point on the surface. The Gaussian curvature κ of a regular sphere is constant and equal to $1/R^2$, where R is the radius of the sphere. Without loss of generality, we may assume $\kappa = 1$, as we can always measure the distance in the units of the sphere radius. The lines are represented as the great circles of the sphere. This agrees with the definition of a line as the set of points, where the shortest path from any point to another is the line segment between them. It is evident, that for any line ℓ and a point P not on that line, there is indeed no line passing through P and not intersecting ℓ .

The sum of angles $\alpha + \beta + \gamma$ of a triangle Δ in spherical geometry is always greater than π . For example, let us consider the triangle created as an intersection of the first octant of the Cartesian coordinate system with the sphere centered in the origin of the coordinate system. The sides of the triangle are perpendicular to each other, hence $\alpha = \beta = \gamma = \pi/2$ and the sum of angles of the triangle $\alpha + \beta + \gamma = 3\pi/2 > \pi$. This follows from the simplified form of the Gauss-Bonnet formula

$$\alpha + \beta + \gamma - \pi = \iint_{\Delta} \kappa, \quad (3.1)$$

where the integral is taken throughout the surface portion enclosed by the triangle Δ . In spherical geometry, κ is positive, which proves the statement $\alpha + \beta + \gamma - \pi > 0$. Moreover, if the curvature κ is constant, which is the case on the sphere, the area $A = \iint_{\Delta}$ of the triangle Δ is

$$A = \frac{\alpha + \beta + \gamma - \pi}{\kappa}. \quad (3.2)$$

Hence, the size of a triangle is uniquely defined by its angles. Similar triangles with

⁶Examples of finite hyperbolic surfaces can be visualized in the three-dimensional space, nevertheless, a line of infinite length cannot be drawn there.

identical angles and different sizes can exist only on Euclidean surfaces, where $\kappa = 0$ and $\alpha + \beta + \gamma = \pi$.

The spherical surface has less space than the Euclidean one. Any attempt to flatten it results in tearing the spherical surface. Equivalently, we cannot create a sphere from a sheet of paper without cutting some paper away. There is no mapping from the spherical surface onto the Euclidean plane that preserves both angles and distance. However, the *stereographic projection* can preserve the angles, although it disrupts the distances. Let us consider a unit sphere centered in the origin of the xy plane. In this case, the northern (southern) hemisphere is mapped onto the outside (inside) of a unit circle in the plane. The south pole is projected onto the point $(0,0)$, while the north pole corresponds to the points in plane in infinity. All circles on the sphere are mapped onto circles in the plane and vice versa. In particular, a line⁷ in the plane is mapped onto a great circle on the sphere. Thus, there is a bijective mapping between the *geodesics*⁸ of the respective geometries.

The disruption of the distance is expressed by the new metric induced by the stereographic projection. If we want to measure the Euclidean distance of two points on the unit sphere via their images on the xy plane, the metric

$$ds^2 = (dx^2 + dy^2) \frac{4}{(1 + x^2 + y^2)^2} \equiv (dx^2 + dy^2) f(x, y) \quad (3.3)$$

must be applied. The function $f(x, y)$ rapidly decreases if (x, y) tends to infinity. The distance between the points $(0, 0)$ and $(x \rightarrow \infty, 0)$ in the plane is

$$\int_0^\infty ds = \int_0^\infty \frac{2}{1 + x^2} dx = \pi, \quad (3.4)$$

which is the distance between the south and north pole of the sphere — the pre-images of the two planar points in the stereographic projection.

3.3 Hyperbolic geometry

The hyperbolic surfaces exhibit negative Gaussian curvature $\kappa < 0$ at any point. Hence, the entire surface is composed of saddle points only. Due to strong analogy with the spherical geometry, a surface with constant negative curvature κ is called the *pseudo-sphere*.

Examples of hyperbolic surfaces of *finite* size can be easily constructed in the three-dimensional space, cf. Fig. 3.1. However, as the size increases, the surface curls more and more and the boundary parts start intersecting each other. The *infinite* hyperbolic surface, therefore, cannot be placed in the three-dimensional space with Euclidean metric. On the contrary, it can be shown that the minimal Hausdorff dimension into which any infinite hyperbolic surface can be embedded is infinite.

⁷A line can be considered as a circle which passes through infinity.

⁸A geodesic is a generalization of the notion *line* to curved spaces which represents the shortest route between two points in the space.



Figure 3.1: Examples of finite hyperbolic surfaces. After [Cagle, 2003] (left) and [hyp, 1997] (right).

There is more space on the hyperbolic surface than on the Euclidean plane. Any attempts to flatten it end up with a crunched object, portions of which overlap. As a consequence, for example, a circle of given diameter on the hyperbolic surface has larger area than its counterpart on the Euclidean plane - its area grows exponentially with increasing radius in comparison to a quadratic increase in the Euclidean case.

Developing the analogy with the spherical geometry, assuming $\kappa < 0$ in the Gauss-Bonnet formula (3.1) yields that the sum of angles of any triangle Δ on the hyperbolic surface $\alpha + \beta + \gamma$ is less than π and the angles uniquely define the size of the triangle if κ is constant. Note that, since $A = |\kappa|(\pi - (\alpha + \beta + \gamma)) < |\kappa|\pi$, no triangle on the unit ($\kappa = -1$) pseudosphere can have area larger than π .

Although the infinite hyperbolic surface with Euclidean metric cannot be embedded in the three-dimensional space, there is again an angle-preserving (and distance-distorting) mapping onto the Euclidean plane, or, to be more precise, onto a unit circle in the Euclidean plane. It is called *Poincaré representation* [Anderson, 2005] and the unit circle is referred to as the *Poincaré disc*, cf. Fig. 3.2. The points located in infinity on the hyperbolic plane are mapped onto the edge of the unit circle. The geodesics are represented as circles that meet the edge at right angle. Any non-intersecting such circles correspond to parallel lines on the hyperbolic surface. One can easily check that more than one parallel to a given line passing through a given point not on that line can be constructed. The metric of the Poincaré disc (assuming unit pseudosphere with $\kappa = -1$)

$$ds^2 = (dx^2 + dy^2) \frac{4}{(1 - (x^2 + y^2))^2} = (dx^2 + dy^2) p(x, y) \quad (3.5)$$

strongly resembles the stereographic projection, as it differs in the single minus sign in the denominator. However, the opposite sign changes the geometry completely. Near the edge of the circle $x^2 + y^2 \approx 1$, $p(x, y) \rightarrow \infty$ and, therefore, the distance between the

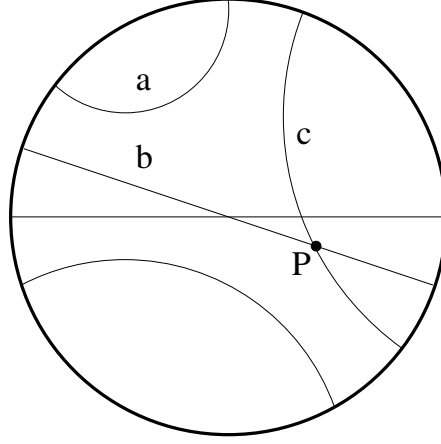


Figure 3.2: The Poincaré disc representation of the hyperbolic plane with several examples of the geodesics. Two distinct geodesics labeled b, c passing through the point P are parallel to the geodesic a . The edge of the disc corresponds to infinity on the hyperbolic plane.

center and the edge of the disc

$$\int_0^\infty ds = \int_0^\infty \frac{2}{1-x^2} ds = \infty \quad (3.6)$$

is infinite, as expected.

3.4 Regular tessellation

Our objective is to study regular lattice spin systems, where each lattice vertex corresponds to a position of a single spin and the lattice edges represent the bonds between neighbouring spins. The regularity means that the lattice is constructed by tessellation of congruent⁹ regular p -sided polygons and each spin has q bonds to its q nearest neighbours. Equivalently, each lattice vertex is shared by q lattice polygons. The lattice of this structure will be denoted as (p, q) and we refer to the integers p and q as the lattice parameter and coordination number, respectively.

In Euclidean geometry, only the triangular $(3, 6)$, square $(4, 4)$ and hexagonal $(6, 3)$ lattices can be formed. This can be justified by the following consideration. Assuming q congruent non-overlapping regular polygons sharing one vertex with no space left, the vertex angle δ of the polygon must equal $2\pi/q$. Each regular p -sided polygon can be divided into p congruent triangles, the two vertices of which are the neighbouring vertices on the polygon circumference and the third one is the polygon center. The angle γ of the triangle at the vertex coinciding with the polygon center is then $2\pi/p$

⁹The polygons are identical with fixed sizes of sides, i. e., the physical bond strength (the coupling constant J) is uniform throughout the system.

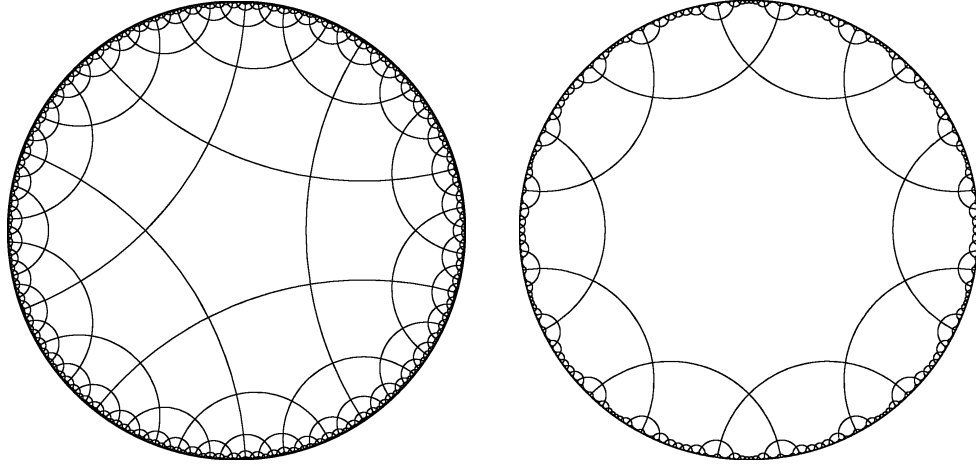


Figure 3.3: Poincaré disc representation of the hyperbolic (5,4) (left) and (10,4) (right) lattices. All the polygons are of equal size and regular shape if the lattice is drawn on the pseudosphere. The projection of the pseudosphere onto the Poincaré disc, however, shows them deformed and progressively shrunk toward the disc boundary.

and the remaining two angles are $\alpha = \beta = \delta/2 = \pi/q$, thus giving the sum of the angles in the triangle $\alpha + \beta + \gamma = 2\pi(1/p + 1/q)$. In Euclidean geometry, the sum of angles of the triangle must equal π , which means, that any (p, q) lattice can be formed in the Euclidean plane if and only if $1/q + 1/p = 1/2$ or, equivalently, $(p-2)(q-2) = 4$. As p, q are positive integers greater than two, the only possible Euclidean lattices are (3,6), (4,4) and (6,3).

In the spherical geometry, we have $\alpha + \beta + \gamma > \pi$, which results in $(p-2)(q-2) < 4$. This can be fulfilled only if $(p, q) \in \{(3,3), (4,3), (5,3), (3,4), (3,5)\}$. These lattices correspond to the "blown"¹⁰ versions of the five Platonic solids - the tetrahedron, the cube, the dodecahedron, the octahedron, the icosahedron. The "blown" version refers to an object with identical structure of vertices and edges drawn on a (unit) sphere.

In a similar way, we obtain the condition $(p-2)(q-2) > 4$ for the regular lattices on hyperbolic surfaces. On contrary to the two previous geometries, there are infinitely many integer combinations (p, q) which obey the relation. Thus, except the eight (p, q) lattices realizable either on the Euclidean or the spherical surfaces, all the other (p, q) lattices must be constructed on the hyperbolic surface. As an example, we show the (5,4) and (10,4) lattices in the Poincaré disc representation in Fig. 3.3. Additional examples in the form of the triangular (3,7) and (3,13) lattices can be found in Fig. 6.1 in Chapter 6. The classification scheme of the (p, q) lattices into the respective geometries is shown

¹⁰In the above-mentioned considerations, we assumed smooth surfaces, where a tangent plane exists at any point and the ratio of the circumference and the radius of an infinitesimal circle is 2π . Hence, we do not receive the ordinary "angular" Platonic solids. Similarly, the hyperbolic (p, q) lattices are considered as placed on the smooth hyperbolic surface. The interior of the p -sided polygon is not flat and there is no sharp edge between two neighbouring polygons as would be the case if real polygonal tiles were used in the tessellation.

$p \backslash q$	3	4	5	6	7	...
3	S	S	S	E	H	H
4	S	E	H	H	H	H
5	S	H	H	H	H	H
6	E	H	H	H	H	H
7	H	H	H	H	H	H
\vdots	H	H	H	H	H	H

Table 3.1: The classification of regular (p, q) lattices as Euclidean (**E**), spherical (*S*) and hyperbolic (*H*) with respect to given combinations of the lattice parameter p and the coordination number q .

in Table 3.1. All the hyperbolic lattices fulfilling $(p-2)(q-2) > 4$ can be drawn on the unit pseudosphere ($\kappa = -1$), however, the polygon edge length must be rescaled accordingly. Equivalently, if the polygon edge length l is held constant at the value $l = 1$, the constant Gaussian curvature of the underlying hyperbolic and Euclidean surfaces obeys [Mosseri and Sadoc, 1982]

$$\kappa_{p,q} = - \left[2 \operatorname{arccosh} \left(\frac{\cos(\pi/p)}{\sin(\pi/q)} \right) \right]^2. \quad (3.7)$$

4 Corner tensor networks

In this chapter we describe numerical algorithms which form the computational background behind the core results of this thesis presented in chapters 6 and 7. First we introduce the mutually related concepts of the *transfer tensor* and the *corner transfer tensor* which play a crucial role in the *Corner transfer matrix renormalization group* algorithm described in section 4.2.1. Next, we show how to modify the original algorithm, so that it can be implemented on hyperbolic lattices and, finally, the *Tensor product variational formulation* algorithm for quantum systems on the Euclidean and the hyperbolic surfaces is demonstrated.

4.1 Transfer approach to partition function analysis

4.1.1 Transfer tensor formalism

Following the Baxter's book [Baxter, 1982], we explain the concept of the transfer tensor¹¹ directly on a very simple model — the classical Ising model on the one-dimensional chain with N spins. The Hamiltonian of the model is

$$\mathcal{H}(\{\sigma\}) = -J \sum_{i=1}^N \sigma_i \sigma_{i+1} - h \sum_{i=1}^N \sigma_i, \quad (4.1)$$

where $\sigma_i = \pm 1$, $J > 0$ is the ferromagnetic coupling and h is the external field. We impose periodic boundary conditions, i. e., $\sigma_1 \equiv \sigma_{N+1}$, which in combination with the site-independent values J and h create a translationally invariant system. The formula for the partition function takes the form

$$\mathcal{Z}_N = \sum_{\{\sigma\}} \exp \left[K \sum_{i=1}^N \sigma_i \sigma_{i+1} + H \sum_{i=1}^N \sigma_i \right], \quad (4.2)$$

where $\sum_{\{\sigma\}} = \sum_{\sigma_1} \sum_{\sigma_2} \cdots \sum_{\sigma_N}$, $K = J/k_B T$ and $H = h/k_B T$.

Now, let us benefit from the sum in the argument of the exponential function. If we define

$$V(\sigma, \sigma') = \exp \left[K \sigma \sigma' + \frac{H}{2} (\sigma + \sigma') \right], \quad (4.3)$$

the formula (4.2) for the partition function \mathcal{Z}_N can be rewritten in the product form

$$\mathcal{Z}_N = \sum_{\{\sigma\}} V(\sigma_1, \sigma_2) V(\sigma_2, \sigma_3) V(\sigma_3, \sigma_4) \cdots V(\sigma_N, \sigma_1). \quad (4.4)$$

¹¹In literature, it is more usual to refer to the transfer tensor as the *transfer matrix*. This alternative terminology was established within the framework of one- and two-dimensional Euclidean lattices, where the transfer matrix applied to the vector of Boltzmann weights of the spin (row of spins) i yields the vector of Boltzmann weights of the next spin (row of spins) $i + 1$. However, we prefer the tensor notation in order to unify the terminology with the next section, where the corner transfer tensor is introduced.

It is convenient to think of $V(\sigma, \sigma')$ as elements of a 2×2 matrix \mathbf{V} defined as

$$\mathbf{V} = \begin{pmatrix} V(+1, +1) & V(+1, -1) \\ V(-1, +1) & V(-1, -1) \end{pmatrix} = \begin{pmatrix} e^{K+H} & e^{-K} \\ e^{-K} & e^{K-H} \end{pmatrix}. \quad (4.5)$$

This way, the summations $\sum_{\sigma_2} \dots \sum_{\sigma_N}$ in (4.4) can be interpreted as consequent matrix multiplications producing the matrix element $\mathbf{V}^N(\sigma_1, \sigma_1)$ and the last sum \sum_{σ_1} as calculation of the trace. The formula (4.4) thus simplifies into an elegant expression

$$\mathcal{Z}_N = \text{Tr}(\mathbf{V}^N). \quad (4.6)$$

The matrix \mathbf{V} is the transfer matrix (tensor) of the 1D Ising model.

Our choice of the formula for $V(\sigma, \sigma')$ ensures that the matrix \mathbf{V} is symmetric. As a result, \mathbf{V} is diagonalizable and its eigenvectors can be chosen as mutually orthonormal, i. e.

$$\mathbf{V} = \mathbf{P} \begin{pmatrix} \lambda_1 & 0 \\ 0 & \lambda_2 \end{pmatrix} \mathbf{P}^{-1}, \quad (4.7)$$

where

$$\lambda_{1,2} = e^K \cosh H \pm (e^{2K} \sinh^2 H + e^{-2K})^{\frac{1}{2}} \quad (4.8)$$

are the eigenvalues of \mathbf{V} (labeled in the descending order, i.e., $\lambda_1 \geq \lambda_2$) and \mathbf{P} is an orthogonal matrix¹² containing the mutually orthonormal eigenvectors as its columns. Thus,

$$\mathcal{Z}_N = \text{Tr} \begin{pmatrix} \lambda_1 & 0 \\ 0 & \lambda_2 \end{pmatrix}^N = \text{Tr} \begin{pmatrix} \lambda_1^N & 0 \\ 0 & \lambda_2^N \end{pmatrix} = \lambda_1^N + \lambda_2^N \quad (4.9)$$

and the free energy per site, f , in the thermodynamic limit $N \rightarrow \infty$ is

$$f = -k_B T \lim_{N \rightarrow \infty} \frac{\ln \mathcal{Z}_N}{N} = -k_B T \lim_{N \rightarrow \infty} \left\{ \ln \lambda_1 + \frac{1}{N} \ln \left[1 + \left(\frac{\lambda_2}{\lambda_1} \right)^N \right] \right\}. \quad (4.10)$$

For $T > 0$ we have $|\lambda_2/\lambda_1| < 1$ and, consequently,

$$f = -k_B T \ln \lambda_1, \quad (4.11)$$

which is an analytic function. At $h = 0$ and $T = 0$ the correlation length $\xi = [\ln(\lambda_1/\lambda_2)]^{-1}$ diverges, which is associated with the only critical point. There is no phase transition in the classical 1D Ising model for $T > 0$ and real h .

Now, let us apply the transfer tensor formalism to a more interesting ferromagnetic Ising model on a two-dimensional lattice with $M \times N$ spins located in the lattice vertices organized in N rows and M columns, cf. Fig. 4.1. We assume that the interaction

¹²Orthogonal matrix \mathbf{O} is a square matrix which obeys $\mathbf{O}^T \mathbf{O} = \mathbf{O} \mathbf{O}^T = \mathbb{I}$. Hence, $\mathbf{O}^{-1} = \mathbf{O}^T$.

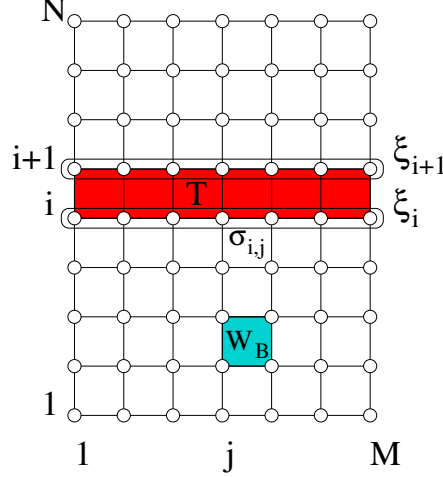


Figure 4.1: The $M \times N$ lattice with coloured areas represented by the Boltzmann weight tensor \mathbf{W}_B (a single cell) and the transfer tensor $\mathbf{T}(\xi_i, \xi_{i+1})$ (an entire row of cells).

strength $J > 0$ is uniform throughout the entire lattice both in the horizontal and vertical directions. The Hamiltonian of the system is then given by

$$\mathcal{H}(\{\sigma\}) = -J \sum_{i=1}^N \sum_{j=1}^M (\sigma_{i,j} \sigma_{i+1,j} + \sigma_{i,j} \sigma_{i,j+1}) - h \sum_{i=1}^N \sum_{j=1}^M \sigma_{i,j}, \quad (4.12)$$

where $\sigma_{i,j} = \pm 1$ labels the spin in the i -th row and j -th column and h is the homogeneous external field. We impose the periodic boundary conditions¹³, i.e., $\sigma_{N+1,j} \equiv \sigma_{1,j}$ and $\sigma_{i,M+1} \equiv \sigma_{i,1}$ for $1 \leq j \leq M$ and $1 \leq i \leq N$.

Now, in order to rewrite the partition function $\mathcal{Z}_{N,M}$ of the $N \times M$ system into a matrix product form analogous to (4.4), we introduce the Boltzmann weight tensor of

¹³In general, arbitrary, although identical, boundary conditions can be applied to spins $\sigma_{i,1}$ for $1 \leq i \leq N$ on the left lattice boundary and separately to spins $\sigma_{i,M}$ for $1 \leq i \leq N$ on the right lattice boundary. In that case, however, the expression $\prod_{j=1}^M \mathbf{W}_B(\sigma_{i,j}, \sigma_{i,j+1}, \sigma_{i+1,j}, \sigma_{i+1,j+1})$ in the formulae (4.14) and (4.15) has to be replaced by

$$\mathbf{W}_L(\sigma_{i,1}, \sigma_{i+1,1}) \prod_{j=1}^{M-1} \mathbf{W}_B(\sigma_{i,j}, \sigma_{i,j+1}, \sigma_{i+1,j}, \sigma_{i+1,j+1}) \mathbf{W}_R(\sigma_{i,M}, \sigma_{i+1,M}),$$

where the terms $\mathbf{W}_L(\sigma_{i,1}, \sigma_{i+1,1})$ and $\mathbf{W}_R(\sigma_{i,M}, \sigma_{i+1,M})$ represent the selected boundary conditions on the left and right boundary, respectively. For example, open boundary conditions on the left side result in

$$\mathbf{W}_L(\sigma_{i,1}, \sigma_{i+1,1}) = \exp \left[\frac{h}{4k_B T} (\sigma_{i,1} + \sigma_{i+1,1}) + \frac{J}{2k_B T} (\sigma_{i,1} \sigma_{i+1,1}) \right].$$

the square-shaped cell bounded by four spins $\sigma_{i,j}, \sigma_{i,j+1}, \sigma_{i+1,j}, \sigma_{i+1,j+1}$

$$\begin{aligned} \mathbf{W}_B(\sigma_{i,j}, \sigma_{i,j+1}, \sigma_{i+1,j}, \sigma_{i+1,j+1}) = \exp & \left[\frac{h}{4k_B T} (\sigma_{i,j} + \sigma_{i,j+1} + \sigma_{i+1,j} + \sigma_{i+1,j+1}) \right. \\ & \left. + \frac{J}{2k_B T} (\sigma_{i,j}\sigma_{i,j+1} + \sigma_{i,j+1}\sigma_{i+1,j+1} + \sigma_{i+1,j+1}\sigma_{i+1,j} + \sigma_{i+1,j}\sigma_{i,j}) \right]. \end{aligned} \quad (4.13)$$

The expression in the argument of the exponential function represents contribution of the selected cell to the total Hamiltonian of the system $\mathcal{H}(\{\sigma\})$, where the fractions $J/2$ and $h/4$ reflect that (assuming periodic boundary conditions) each bond and spin position is shared by 2 and 4 neighbouring lattice cells, respectively. Using (4.13), the formula for the partition function $\mathcal{Z}_{N,M}$ can be simplified into

$$\mathcal{Z}_{N,M} = \sum_{\{\sigma\}} \prod_{i=1}^N \prod_{j=1}^M \mathbf{W}_B(\sigma_{i,j}, \sigma_{i,j+1}, \sigma_{i+1,j}, \sigma_{i+1,j+1}), \quad (4.14)$$

where the sum runs over all 2^{NM} possible spin configurations $\{\sigma\}$. Notice that the product $\prod_{i=1}^N \prod_{j=1}^M \mathbf{W}_B$ of the Boltzmann weights of all lattice cells gives the Boltzmann weight of the microstate (spin configuration) $\{\sigma\}$ of the entire system. Similarly, the Boltzmann weight of an arbitrary union of the lattice cells equals the product of the corresponding Boltzmann weight tensors \mathbf{W}_B .

It is useful if we introduce the (*row*) *transfer tensor* \mathbf{T} by formula

$$\mathbf{T}(\xi_i, \xi_{i+1}) = \prod_{j=1}^M \mathbf{W}_B(\sigma_{i,j}, \sigma_{i,j+1}, \sigma_{i+1,j}, \sigma_{i+1,j+1}), \quad (4.15)$$

where $\xi_i = \{\sigma_{i,1}\sigma_{i,2}\dots\sigma_{i,M}\}$ labels the 2^M configurations of M grouped spins in the i -th lattice row. The transfer tensor \mathbf{T} is constructed as the product of Boltzmann weights tensors of an entire row of cells, hence it represents the Boltzmann weight of the selected row at spin configurations ξ_i and ξ_{i+1} . Considering the transfer tensor \mathbf{T} in the matrix form allows us to modify the formula for the partition function $\mathcal{Z}_{N,M}$ into

$$\mathcal{Z}_{N,M} = \sum_{\xi_1} \sum_{\xi_2} \dots \sum_{\xi_N} \mathbf{T}(\xi_1, \xi_2) \mathbf{T}(\xi_2, \xi_3) \dots \mathbf{T}(\xi_N, \xi_1) = \text{Tr}(\mathbf{T}^N), \quad (4.16)$$

where we made use of the periodic boundary conditions in the vertical direction $\sigma_{N+1,j} \equiv \sigma_{1,j}$ for $1 \leq j \leq M$. This expression is a formal analogue to (4.4) and (4.6), which have been developed in the one-dimensional case. Indeed, any $N \times M$ lattice can be considered as a 1D lattice consisting of N "points", each of them representing one row of M spins with 2^M configurations labeled by the variable ξ_i .

Being able to calculate the largest eigenvalue λ_1 of the transfer matrix \mathbf{T} , the evaluation of the free energy per site f of a system with finite number M of spins in each row becomes straightforward, because

$$f = \frac{\mathcal{F}}{NM} = -\frac{k_B T}{NM} \ln(\text{Tr} \mathbf{T}^N) = -\frac{k_B T}{NM} \left\{ N \ln \lambda_1 + \ln \left[1 + \sum_{k=2}^{2^M} \left(\frac{\lambda_k}{\lambda_1} \right)^N \right] \right\}. \quad (4.17)$$

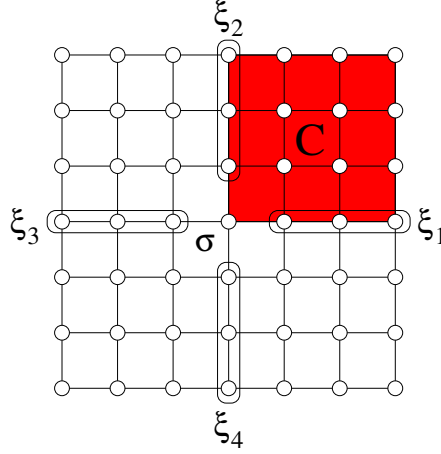


Figure 4.2: The square $(2L+1) \times (2L+1)$ lattice divided into four quadrants (corners) for $L=3$. The multi-spin variables $\xi_1, \xi_2, \xi_3, \xi_4$ label the 2^L configurations of spins on the borders between two neighbouring corners, and σ denotes the spin positioned in the lattice center. The upper-right corner represented by the corner tensor $C(\sigma, \xi_1, \xi_2)$ is coloured in red.

In the thermodynamic limit $N \rightarrow \infty$ taken along the vertical direction, the second term vanishes, and we receive

$$f = -\frac{k_B T}{M} \ln \lambda_1. \quad (4.18)$$

The calculation of the largest eigenvalue λ_1 of the transfer matrix \mathbf{T} is not a trivial task if the row length M is large. Namely, the numerical algorithms are significantly slowed down due to exponential increase of the matrix dimension $\dim(\mathbf{T}) = 2^M$ even if the complete diagonalization is not carried out. On the other hand, a well-known method, called *Density matrix renormalization group* [Nishino, 1995, Nishino et al., 1999], can treat as large transfer matrices as $M > 10^3$.

4.1.2 Corner transfer tensor formalism

Let us again consider the 2D Ising model, however, unlike the previous case, open boundary conditions (OBC) are assumed. The lattice is a square, i. e., $M = N$, and its size $M = N = 2L + 1$ is considered to be odd so that we can divide the system into four equivalent quadrants with respect to the central lattice spin¹⁴(see Fig. 4.2). For each of

¹⁴This concept can be further generalized, so that we can also consider $M \neq N$ for both even and odd M and N .

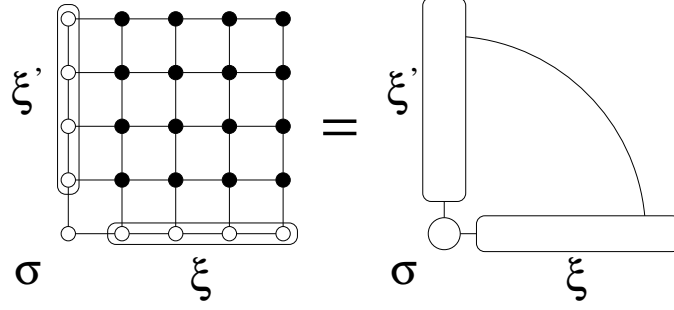


Figure 4.3: Graphical interpretation of the corner tensor $\mathbf{C}(\sigma, \xi, \xi')$ representing the upper-right lattice corner with $L = 4$ spins on its interior border (left). Simplified graphical representation of the identical tensor (right) will be used in the following.

these quadrants, we define the *corner transfer tensor*¹⁵ \mathbf{C} as

$$\mathbf{C}(\sigma, \xi, \xi') = \sum_{\{\sigma\}}' \prod_{(i,j)} \mathbf{W}_B(\sigma_{i,j}, \sigma_{i,j+1}, \sigma_{i+1,j}, \sigma_{i+1,j+1}), \quad (4.19)$$

where $\sum_{\{\sigma\}}'$ denotes summation over all configurations of spins inside the quadrant and on its outer border (represented by black filled circles in Fig. 4.3), $\prod_{(i,j)}$ represents product over all the lattice cells within the quadrant, ξ, ξ' label 2^L spin configurations of L spins on each of the two border lines of the corner with its neighbours and σ labels the state of the central spin (cf. Fig. 4.3). Note that due to the OBC some of the fractions $J/2$ and $h/4$ in the formula (4.13) for \mathbf{W}_B modify to J, h or $h/2$ if the corresponding lattice cell is located on the lattice border, where the sharing of bonds and spin locations differs from situation inside the lattice. The corner transfer tensor thus represents the Boltzmann weight of the selected quadrant at the configuration $\{\sigma, \xi, \xi'\}$ of spins on the inner border (if taking into account all possible configurations of the remaining spins in the corner).

The structure of the corner transfer tensor allows us to rewrite the formula for the partition function into a convenient form

$$\mathcal{Z}_{N,N} = \sum_{\sigma \xi_1 \xi_2 \xi_3 \xi_4} \mathbf{C}(\sigma, \xi_4, \xi_1) \mathbf{C}(\sigma, \xi_1, \xi_2) \mathbf{C}(\sigma, \xi_2, \xi_3) \mathbf{C}(\sigma, \xi_3, \xi_4). \quad (4.20)$$

This formula can be represented for homogeneous and isotropic spin systems in the simplified notation as

$$\mathcal{Z}_{N,N} = \text{Tr}(\mathbf{C}^4). \quad (4.21)$$

¹⁵In literature, the corner transfer tensor is usually referred to as the corner transfer matrix. However, the matrix formalism requires a slightly modified definition

$$\mathbf{C}((\sigma, \xi), (\sigma', \xi')) = \sum_{\{\sigma\}}' \prod_{(i,j)} \mathbf{W}_B(\sigma_{i,j}, \sigma_{i,j+1}, \sigma_{i+1,j}, \sigma_{i+1,j+1}) \delta(\sigma, \sigma'),$$

where the duplicated variable σ' is created with the only intention of establishing \mathbf{C} as a square matrix. We find this approach rather redundant and, therefore, we prefer the tensor notation (4.19) in the following.

Therefore, the corner tensor \mathbf{C} uniquely and exactly determines the partition function. In the previous section we derived the expression (4.16), which establishes a similar relation between \mathcal{Z} and the (row) transfer tensor \mathbf{T} . Now, instead of performing N matrix multiplications or solving the eigenvalue problem, the multiplication of the four identical corner tensors \mathbf{C} is required only. Note that the number of entries in the corner transfer tensor, $2^{2L+1} = 2^N$, grows exponentially with the increasing system size N . It is, therefore, impossible to multiply the corner tensors \mathbf{C} or even store them in memory if the system is large. Nevertheless, in the next section we present a solution to this problem based on an appropriate renormalization technique.

4.2 Corner transfer renormalization group

In this section we introduce the Corner transfer matrix renormalization group (CTMRG) method in its original form as proposed by Nishino and Okunishi in [Nishino and Okunishi, 1996, Nishino and Okunishi, 1997]. This algorithm provides highly accurate results for the classical spin models on large 2D square $N \times N$ lattices, provided that the structure of the model Hamiltonian is uniform and invariant to rotations of the system by 90° . The objective of the algorithm is to construct an “effective” corner transfer tensor \mathbf{C} of the large system by an iterative sequence of step-by-step lattice expansions. A specific renormalization procedure applied to each step guarantees that the number of entries of the “effective” tensor in the enlarged system does not exceed a preset bound. Thus obtained corner transfer tensor \mathbf{C} is used to evaluate the partition function \mathcal{Z} via (4.21) or other quantities via similar formulae.

4.2.1 The algorithm

For tutorial purposes let us consider the 2D Ising model with the Hamiltonian (4.12) and open boundary conditions. As required, the model is uniform and invariant by 90° rotations, hence the Boltzmann weight tensors \mathbf{W}_B of all lattice cells are identical and equal to (4.13) (except those with slightly different bonds and vertices on the lattice boundary). From now on, in order to make the text shorter, we make no explicit difference between the tensors \mathbf{W}_B , \mathbf{C} or \mathbf{T} and the lattice structures they represent¹⁶.

I. Initialization The algorithm starts with a small system containing 3×3 spins on the square lattice, where each of the four corners is formed by a single cell. The corner tensor $\mathbf{C}^{(1)}$ of the initial upper-right 2×2 corner is then according to (4.19) given by

$$\mathbf{C}^{(1)}(\sigma_1, \sigma_2, \sigma_4) = \sum_{\sigma_3} \mathbf{W}'_B(\sigma_1, \sigma_2, \sigma_4, \sigma_3), \quad (4.22)$$

¹⁶This means that one can, for example, encounter sentences containing “we attach the *half-row* $\mathbf{T}^{(k)}$ to the *bottom side* of the corner $\mathbf{C}^{(k)}$ ”.

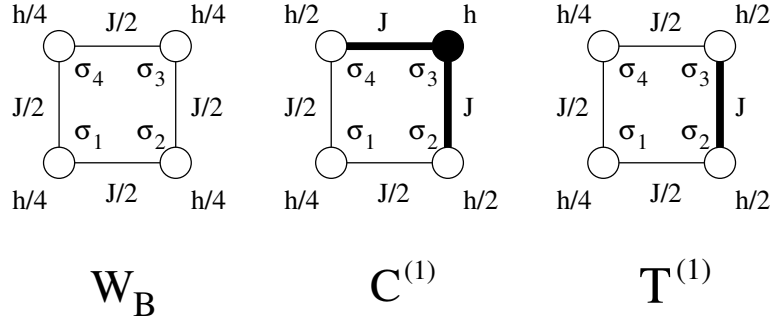


Figure 4.4: Graphical interpretation of the tensors $\mathbf{W}_B(\sigma_1, \sigma_2, \sigma_4, \sigma_3)$, $\mathbf{C}^{(1)}(\sigma_1, \sigma_2, \sigma_4)$ and $\mathbf{T}^{(1)}(\sigma_1, \sigma_2, \sigma_4, \sigma_3)$ with the correct sharing factors appearing in front of the terms $h\sigma_i$ and $J\sigma_i\sigma_j$ in the formulae (4.13), (4.23) and (4.24), respectively. A thick edge labels a bond with the full contribution $2J/2 = J$ and a filled circle denotes a spin variable, which is summed over in (4.22).

where

$$\begin{aligned} \mathbf{W}'_B(\sigma_1, \sigma_2, \sigma_4, \sigma_3) = \exp & \left[\frac{h}{4k_B T} (\sigma_1 + 2\sigma_2 + 4\sigma_3 + 2\sigma_4) + \right. \\ & \left. + \frac{J}{2k_B T} (\sigma_1\sigma_2 + 2\sigma_2\sigma_3 + 2\sigma_3\sigma_4 + \sigma_4\sigma_1) \right] \end{aligned} \quad (4.23)$$

is the Boltzmann weight tensor of the single corner cell. \mathbf{W}'_B is a modification of the original tensor \mathbf{W}_B (4.13), which takes into account the different fractions of the bonds and the vertices on the lattice boundary in comparison to the lattice interior. The situation is illustrated in Fig. 4.4 (in the middle). Spins σ_2 and σ_4 are shared only between two cells — the current cell and the neighbouring one to the bottom and to the left, respectively. The sharing fraction of spins σ_2 and σ_4 is therefore $h/2 = 2h/4$. The spin σ_3 and the two bonds $\sigma_2\sigma_3$, $\sigma_3\sigma_4$ are not shared with other cells which is represented by the sharing fractions $J = 2J/2$ and $h = 4h/4$.

In CTMRG, the lattice expansion is carried out by attaching two half-rows of cells of matching length to the interior sides of the corner. The Boltzmann weight of these half-rows is represented by the (half-row) transfer tensor \mathbf{T} . The matching half-row attached to the initial 2×2 corner is a single cell with one side on the boundary. The transfer tensor $\mathbf{T}^{(1)}$ corresponding to the *half-row* attached to the *bottom side* of the *right-upper* corner $\mathbf{C}^{(1)}$ is

$$\begin{aligned} \mathbf{T}^{(1)}(\sigma_1, \sigma_2, \sigma_4, \sigma_3) = \exp & \left[\frac{h}{4k_B T} (\sigma_1 + 2\sigma_2 + 2\sigma_3 + \sigma_4) + \right. \\ & \left. + \frac{J}{2k_B T} (\sigma_1\sigma_2 + 2\sigma_2\sigma_3 + \sigma_3\sigma_4 + \sigma_4\sigma_1) \right], \end{aligned} \quad (4.24)$$

i. e., the modification of \mathbf{W}_B with the different prefactors at terms σ_2 , σ_3 , $\sigma_2\sigma_3$ which are

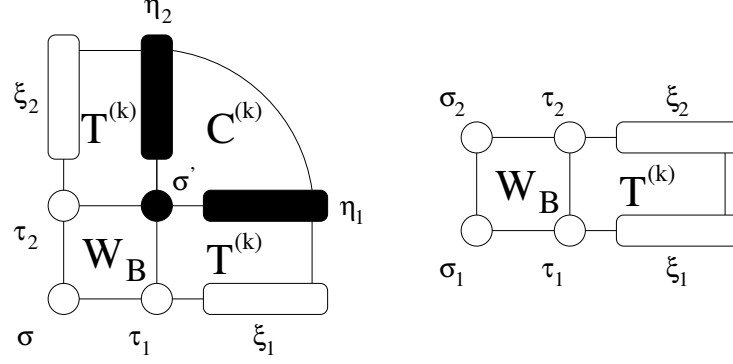


Figure 4.5: The expansion of the corner tensor $\mathbf{C}^{(k)}$ (left) and the transfer tensor $\mathbf{T}^{(k)}$ (right). Variables, which are summed over in (4.25), are denoted as black-filled.

related to the boundary as depicted in Fig. 4.4 (on the right) ¹⁷.

II. Lattice and tensor expansion Having initialized the tensors \mathbf{C} and \mathbf{T} , the process of system expansion can start. The lattice corner from the previous k -th step containing $k \times k$ cells or, equivalently $(k+1) \times (k+1)$ spins is extended by adding two half-rows of k cells to its interior sides and a single cell at the central position. Boltzmann weights of the above-mentioned objects are represented by tensors $\mathbf{C}^{(k)}, \mathbf{T}^{(k)}$ and \mathbf{W}_B , respectively. As a result, we receive an enlarged corner with $(k+1) \times (k+1)$ cells. The corresponding corner tensor $\tilde{\mathbf{C}}^{(k+1)}$ is, therefore, given by

$$\begin{aligned} \tilde{\mathbf{C}}^{(k+1)}(\sigma, \{\tau_1 \xi_1\}, \{\tau_2 \xi_2\}) = & \sum_{\sigma', \eta_1, \eta_2} \mathbf{T}^{(k)}(\sigma', \eta_2, \tau_2, \xi_2) \mathbf{W}_B(\sigma, \tau_1, \tau_2, \sigma') \\ & \times \mathbf{C}^{(k)}(\sigma', \eta_1, \eta_2) \mathbf{T}^{(k)}(\tau_1, \xi_1, \sigma', \eta_1), \end{aligned} \quad (4.25)$$

where $\sigma, \tau_1, \tau_2, \sigma'$ are single- and $\xi_1, \xi_2, \eta_1, \eta_2$ multi-spin variables. The tilde denotes the unrenormalized version of the tensor, as explained in the next section. The situation is illustrated in Fig. 4.5 (left). Due to the sum $\sum_{\sigma', \eta_1, \eta_2}$, the tensor elements (4.25) represent Boltzmann weight of the $(k+1) \times (k+1)$ corner at a given configuration of spins on the inner corner boundary, as required by the definition of the corner transfer tensor.

In the next iteration step, a half-row with $(k+1)$ cells will be required. This object is constructed by attaching a single cell to the interior side of the half-row represented by

¹⁷ Correct matrix initialization is inevitable only if the lattice size is finite, i. e., $L < \infty$. If, however, an infinite 2D Euclidean system is simulated, the initialization becomes irrelevant, because the ratio of the number of spins on the boundary to the number of spins in the entire lattice becomes zero in the thermodynamic limit. It is often useful to add a small magnetic field g in the initial tensors $\mathbf{C}^{(1)}$ and $\mathbf{T}^{(1)}$ in order to enhance the symmetry breaking mechanism. On the contrary, proper initialization becomes essential on hyperbolic lattices, where the boundary is comparable in size with the interior. However, the boundary effects may get negligible even on hyperbolic lattices if, e. g., local quantities, such as the local magnetization $\langle \sigma \rangle$ on the central lattice site are evaluated.

$\mathbf{T}^{(k)}$. The transfer tensor of the enlarged half-row is thus given by

$$\tilde{\mathbf{T}}^{(k+1)}(\sigma_1, \{\tau_1 \xi_1\}, \sigma_2, \{\tau_2 \xi_2\}) = \mathbf{W}_B(\sigma, \tau_1, \sigma_2, \tau_2) \mathbf{T}^{(k)}(\tau_1, \xi_1, \tau_2, \xi_2), \quad (4.26)$$

as illustrated in Fig. 4.5 (right). As a result, the total enlargement of the system, which is constructed from four corners, is equivalent to inserting two rows and two columns of cells of length $2(k+1)$ into the lattice center.

Finally, we introduce the simplified notation, in which the recurrence expansion formulae take the form

$$\mathbf{C}^{(k+1)} = \mathbf{T}^{(k)} \mathbf{W}_B \mathbf{C}^{(k)} \mathbf{T}^{(k)}, \quad (4.27)$$

$$\mathbf{T}^{(k+1)} = \mathbf{W}_B \mathbf{T}^{(k)}, \quad (4.28)$$

where the tildes were omitted in order to emphasize the construction scheme, not the renormalization aspects.

III. Renormalization The number of entries in the tensors $\mathbf{T}^{(k)}$ and $\mathbf{C}^{(k)}$ is $(2 \times 2^k)^2$ and 2×2^{2k} , respectively, where 2^k is the number of spin configurations of the multi-spin variable labeling k spins. The simple repeating of the expansion process described above leads to numerical overflows and enormous memory usage caused by exponential increase of the number of entries in the tensors $\mathbf{T}^{(k)}$ and $\mathbf{C}^{(k)}$. It is, therefore, necessary to supply each expansion step with a renormalization procedure, which reduces the number of entries of the newly created tensors $\tilde{\mathbf{T}}^{(k+1)}$ and $\tilde{\mathbf{C}}^{(k+1)}$ to an acceptable level. In CTMRG this is done by projecting the spin state space of the multi-spin variables onto a subspace with a significantly lower dimension.

Let us denote the maximal acceptable dimension of the multi-spin state space by the integer variable m . After the k -th expansion step, new $2 \times \Omega_k$ -dimensional multi-spin variables $\{\tau \xi\}$ are created, where $\Omega_k = \min(2^k, m)$ is the dimensionality of the variable ξ . Except for a few iterations at the beginning, $\Omega_k = m$, and the $2 \times m$ -dimensional variable $\{\tau \xi\}$ has to be projected to an appropriate m -dimensional subspace. The instructions on how to construct the projection operator are summarized below.

First, we calculate a new tensor $\mathbf{A}^{(k)}$ by multiplying two corner tensors $\mathbf{C}^{(k)}$ of two neighbouring lattice quadrants from the previous step,

$$\mathbf{A}^{(k)}(\sigma, \xi_1, \xi_3) = \sum_{\xi_2} \mathbf{C}^{(k)}(\sigma, \xi_1, \xi_2) \mathbf{C}^{(k)}(\sigma, \xi_2, \xi_3), \quad (4.29)$$

as illustrated in Fig. 4.6 (left). In this way we defined an object, which represents the Boltzmann weight of one half of the lattice. The tensor $\mathbf{A}^{(k)}$ is normalized¹⁸

$$\tilde{\mathbf{A}}^{(k)}(\sigma, \xi, \eta) = \frac{\mathbf{A}^{(k)}(\sigma, \xi, \eta)}{||\mathbf{A}^{(k)}||}, \quad (4.30)$$

¹⁸ The normalization step may be omitted, as its only purpose is to guarantee the validity of the condition $\text{Tr} \rho = 1$. The projection operator is constructed from the normalized eigenstates of the density matrix ρ , which are not affected by scalar multiplication of ρ . It is, however, advisable to follow the normalization practice so that one can check the truncation error $\epsilon = \sum_{k=m+1}^{2m} \omega_k$, where ω_k are the eigenvalues of the density matrix labelled in the descending order.

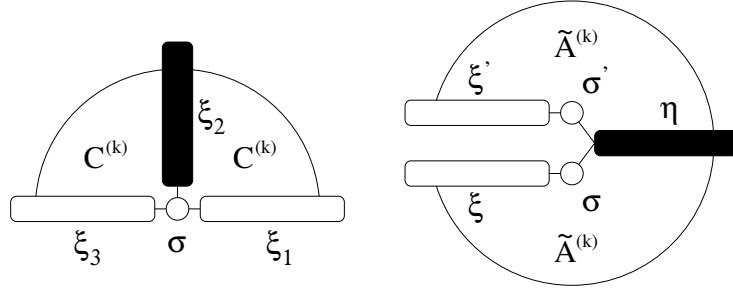


Figure 4.6: Graphical illustration of the tensor $\mathbf{A}^{(k)}$ (left) and the density matrix $\rho^{(k)}$ (right) corresponding to a cut in the lattice which starts in the lattice center and continues to the left boundary.

where the norm is

$$\|\mathbf{A}^{(k)}\| = \sqrt{\sum_{\sigma, \xi, \eta} \mathbf{A}^{(k)2}(\sigma, \xi, \eta)}. \quad (4.31)$$

Now, we construct the *reduced density matrix* $\rho^{(k)}$ via

$$\rho^{(k)}(\{\sigma, \xi\} | \{\sigma', \xi'\}) = \sum_{\eta} \tilde{\mathbf{A}}^{(k)}(\sigma, \xi, \eta) \tilde{\mathbf{A}}^{(k)}(\sigma', \xi', \eta), \quad (4.32)$$

as illustrated in Fig. 4.6 (right). The elements of the density matrix $\rho(\{\sigma, \xi\} | \{\sigma', \xi'\})$ can be interpreted as the Boltzmann weights of a cut in the lattice at the spin configuration $\{\sigma, \xi, \sigma', \xi'\}$. The cut starts in the lattice center and continues along one of the main axes until the lattice border.

Without loss of generality, let us assume the usual situation, when $\dim \rho = 2m$. The density matrix ρ is constructed as a symmetric matrix, hence it is diagonalizable with orthonormal basis of eigenvectors. Let us label the eigenvalues ω_k of ρ in the descending order, i. e., $\omega_1 \geq \omega_2 \geq \dots \geq \omega_{2m}$ and the corresponding eigenvectors as Φ_k . Then, the operator \mathbf{P} of projection onto the m -dimensional state subspace is constructed as a $2m \times m$ matrix filled with eigenvectors $\Phi_1 \dots \Phi_m$ as its columns, i. e.,

$$\mathbf{P} = \begin{pmatrix} | & | & \dots & | \\ \Phi_1 & \Phi_2 & \dots & \Phi_m \\ | & | & \dots & | \end{pmatrix}. \quad (4.33)$$

The projection operator is applied to the tensors $\tilde{\mathbf{C}}^{(k+1)}$ and $\tilde{\mathbf{T}}^{(k+1)}$ given by equations (4.25) and (4.26), respectively. As a result, we obtain the renormalized tensors

$$\mathbf{C}^{(k+1)}(\sigma, \xi_1, \xi_2) = \sum_{\tau_1, \eta_1, \tau_2, \eta_2} \mathbf{P}(\{\tau_1 \eta_1\} | \xi_1) \tilde{\mathbf{C}}^{(k+1)}(\sigma, \{\tau_1 \eta_1\}, \{\tau_2 \eta_2\}) \mathbf{P}(\{\tau_2 \eta_2\} | \xi_2) \quad (4.34)$$

and

$$\begin{aligned} \mathbf{T}^{(k+1)}(\sigma_1, \xi_1, \sigma_2, \xi_2) &= \\ &= \sum_{\tau_1, \eta_1, \tau_2, \eta_2} \mathbf{P}(\{\tau_1 \eta_1\} | \xi_1) \tilde{\mathbf{T}}^{(k+1)}(\sigma_1, \{\tau_1 \eta_1\}, \sigma_2, \{\tau_2 \eta_2\}) \mathbf{P}(\{\tau_2 \eta_2\} | \xi_2), \end{aligned} \quad (4.35)$$

whose multi-spin variables ξ_1, ξ_2 now live in the demanded m -dimensional space. The tensors $\mathbf{C}^{(k+1)}$ and $\mathbf{T}^{(k+1)}$ are used as an input in the following $(k+2)$ -th iteration step, replacing $\mathbf{C}^{(k)}$ and $\mathbf{T}^{(k)}$ in the instructions above, which yields $\mathbf{C}^{(k+2)}$ and $\mathbf{T}^{(k+2)}$ and so on.

The choice of the classical density matrix, as an effective selector between the important and negligible states, is based on the quantum-classical correspondence. Namely, the quantum *Density matrix renormalization group* algorithm [White, 1992, White, 1993] provides highly accurate results for the ground-state or a few low excited states of quantum systems on a chain in the thermodynamic limit. The system is constructed from two identical blocks, which represent the left and the right part of the chain. In each step the blocks are iteratively expanded by adding a single site. The dimension of the effective Hilbert space is maintained within acceptable limits by projecting onto a suitable subspace. Here, the subspace is generated by the eigenvectors corresponding to the m largest eigenvalues of the reduced density matrix of the quantum system. Applying the quantum-classical correspondence, the classical Density matrix renormalization group method [Nishino, 1995] for two-dimensional classical lattice models was developed. The system gradually expands in the horizontal direction and the renormalization process is governed by the classical density matrix created from the normalized eigenvector \mathbf{v}_1 of the transfer matrix \mathbf{T} corresponding to the largest eigenvalue λ_1 . For large systems $\mathbf{v}_1 \approx \tilde{\mathbf{A}}$, cf. (4.29), (4.30), which is the idea of the CTMRG algorithm.

Note that as a result of multiple summations in the expansion-renormalization formulae, the tensor elements $\mathbf{C}^{(k+1)}(\sigma, \xi_1, \xi_2)$ and $\mathbf{T}^{(k+1)}(\sigma_1, \xi_1, \sigma_2, \xi_2)$ diverge exponentially as k increases. In order to avoid this, normalization of tensors $\mathbf{C}^{(k+1)}$ and $\mathbf{T}^{(k+1)}$ before starting the next iteration step $(k+1)$ is necessary. As an example, one can use

$$\hat{\mathbf{C}}^{(k+1)} = \frac{\mathbf{C}^{(k+1)}}{c_{k+1}} \quad \text{and} \quad \hat{\mathbf{T}}^{(k+1)} = \frac{\mathbf{T}^{(k+1)}}{t_{k+1}}, \quad (4.36)$$

where

$$c_{k+1} = \max_{\sigma, \xi_1, \xi_2} \left\{ \mathbf{C}^{(k+1)}(\sigma, \xi_1, \xi_2) \right\} \quad \text{and} \quad t_{k+1} = \max_{\sigma_1, \xi_1, \sigma_2, \xi_2} \left\{ \mathbf{T}^{(k+1)}(\sigma_1, \xi_1, \sigma_2, \xi_2) \right\}. \quad (4.37)$$

IV. Calculation of the free energy and observables The CTMRG algorithm stops if the free energy per site f and all important observables converged. Here, by the term convergence we mean a situation, when values of the respective quantities in two consecutive iterations differ by less than a preset tolerance constant ε . For example, we demand $|f^{(k+1)} - f^{(k)}| < \varepsilon$, where $f^{(k)}$ is the free energy per site f in the iteration k . Below, we demonstrate how to calculate the free energy f and quantities such as the

local magnetization $\langle \sigma_\ell \rangle$ on a central lattice site ℓ or the nearest-neighbour correlation function $\langle \sigma_\ell \sigma_{\ell'} \rangle$ using the tensors \mathbf{C} and \mathbf{T} .

Let us start with the free energy per site

$$f^{(k)} = \frac{\mathcal{F}^{(k)}}{N} = -\frac{k_B T \ln \mathcal{Z}_{N,N}}{N} = -\frac{k_B T \ln \text{Tr} \left(\mathbf{C}^{(k)} \right)^4}{N}, \quad (4.38)$$

where $N = (2k+1)^2$ is the number of lattice vertices in the iteration k . Note that the free energy \mathcal{F} is an extensive quantity, which diverges as the lattice increases and, thus, does not converge. In CTMRG the exact corner tensor in (4.38) is approximated by its renormalized version $\hat{\mathbf{C}}^{(k)}$ at high accuracy.

Since we have only the normalized tensors $\hat{\mathbf{C}}^{(k)}$ at disposal, $f^{(k)}$ is not calculated directly via (4.38). Instead, the schematic form of the recurrence expansion formulae (4.27), (4.28) and the normalization relations (4.36) are used to determine the partition function $\mathcal{Z}_{N,N}$ as a product of the normalization constants c_k and t_k . In particular, decomposing the corner tensor $\hat{\mathbf{C}}^{(k)}$ into the product form of its constituents, we have

$$\begin{aligned} \hat{\mathbf{C}}^{(k)} &= \frac{\mathbf{C}^{(k)}}{c_k} = \frac{\mathbf{W}_B \hat{\mathbf{C}}^{(k-1)} \left(\hat{\mathbf{T}}^{(k-1)} \right)^2}{c_k} = \frac{\mathbf{W}_B \mathbf{C}^{(k-1)} \left(\mathbf{T}^{(k-1)} \right)^2}{c_k c_{k-1} t_{k-1}^2} \\ &= \frac{\mathbf{W}_B \left[\mathbf{W}_B \hat{\mathbf{C}}^{(k-2)} \left(\hat{\mathbf{T}}^{(k-2)} \right)^2 \right] \left(\mathbf{W}_B \hat{\mathbf{T}}^{(k-2)} \right)^2}{c_k c_{k-1} t_{k-1}^2} \\ &= \frac{\mathbf{W}_B^{(k-1)^2} \left(\mathbf{T}^{(1)} \right)^{2(k-1)} \mathbf{C}^{(1)}}{\prod_{i=1}^k c_i t_i^{2(k-i)}} = \frac{\mathbf{W}_B^{k^2}}{\prod_{i=1}^k c_i t_i^{2(k-i)}}. \end{aligned} \quad (4.39)$$

The product $\mathbf{W}_B^{k^2}$ is the Boltzmann weight of a single corner on $(2k+1) \times (2k+1)$ lattice in the iteration k with $(2k)^2$ cells. Hence

$$\mathcal{Z}_{N,N} = \text{Tr} \left(\prod_{i=1}^k c_i t_i^{2(k-i)} \hat{\mathbf{C}}^{(k)} \right)^4 = \left(\prod_{i=1}^k c_i t_i^{2(k-i)} \right)^4 \text{Tr} \left(\hat{\mathbf{C}}^{(k)} \right)^4 \quad (4.40)$$

and

$$f^{(k)} = -\frac{k_B T}{(2k+1)^2} \left\{ \ln \text{Tr} \left(\hat{\mathbf{C}}^{(k)} \right)^4 + 4 \sum_{i=1}^k [\ln c_i + 2(k-i) \ln t_i] \right\}. \quad (4.41)$$

As a result, the complete set of the normalization constants c_i, t_i for $1 \leq i \leq k$ must be stored in memory in order to calculate the free energy per site $f^{(k)}$ in iteration k .

The expected value of the local magnetization $\langle \sigma_\ell \rangle$ on the central lattice site ℓ is calculated as

$$\langle \sigma_\ell \rangle = \frac{\sum_{\sigma_\ell} \sigma_\ell \sum_{\xi_1, \xi_2, \xi_3, \xi_4} \mathbf{C}(\sigma_\ell, \xi_1, \xi_2) \mathbf{C}(\sigma_\ell, \xi_2, \xi_3) \mathbf{C}(\sigma_\ell, \xi_3, \xi_4) \mathbf{C}(\sigma_\ell, \xi_4, \xi_1)}{\sum_{\sigma_\ell, \xi_1, \xi_2, \xi_3, \xi_4} \mathbf{C}(\sigma_\ell, \xi_1, \xi_2) \mathbf{C}(\sigma_\ell, \xi_2, \xi_3) \mathbf{C}(\sigma_\ell, \xi_3, \xi_4) \mathbf{C}(\sigma_\ell, \xi_4, \xi_1)}, \quad (4.42)$$

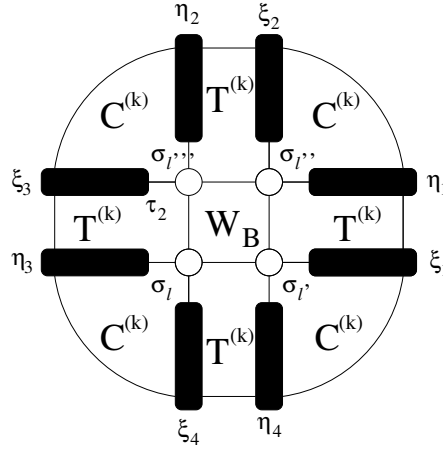


Figure 4.7: The lattice structure required to calculate the correlation function $\langle \sigma_{\ell} \sigma_{\ell'} \rangle$. Expectation values of any quantities depending on the spin variables $\sigma_{\ell}, \sigma_{\ell'}, \sigma_{\ell''}, \sigma_{\ell'''}$ can be easily calculated.

since the tensor product \mathbf{C}^4 gives the Boltzmann weight of the spin state σ_{ℓ} . In the simplified notation, the formula (4.42) takes the form

$$\langle \sigma_{\ell} \rangle = \frac{\text{Tr}(\sigma_{\ell} \mathbf{C}^4)}{\text{Tr}(\mathbf{C}^4)}. \quad (4.43)$$

Equivalently, using the definition (4.32), we can also write

$$\langle \sigma_{\ell} \rangle = \frac{\text{Tr}(\sigma_{\ell} \rho)}{\text{Tr}(\rho)}, \quad (4.44)$$

which reduces to $\text{Tr}(\sigma_{\ell} \rho)$ if we normalize the density matrix so that $\text{Tr}(\rho) = 1$. Such a simple calculation of the local magnetization can be performed on the central lattice site ℓ only, since in the corner tensor formalism the spin variable σ_{ℓ} is directly accessible, while spins on the remaining lattice sites are either summed over or incorporated into the multi-spin variables ξ , which do not take track of the original single-spin states. For the same reason, if we are interested in the nearest-neighbour correlation function $\langle \sigma_{\ell} \sigma_{\ell'} \rangle$, it is necessary to construct the lattice as a central polygon (represented by the Boltzmann weight tensor \mathbf{W}_B) surrounded by an adequate number of the corners \mathbf{C} and the half-rows \mathbf{T} , cf. Fig. 4.7.

Now, all the four spins $\sigma_{\ell}, \sigma_{\ell'}, \sigma_{\ell''}, \sigma_{\ell'''}$ on the central polygon can be accessed directly. The nearest-neighbour correlation function $\langle \sigma_{\ell} \sigma_{\ell'} \rangle$ is then calculated as

$$\langle \sigma_{\ell} \sigma_{\ell'} \rangle = \frac{\text{Tr}(\sigma_{\ell} \sigma_{\ell'} \mathbf{W}_B \mathbf{T}^4 \mathbf{C}^4)}{\text{Tr}(\mathbf{W}_B \mathbf{T}^4 \mathbf{C}^4)}, \quad (4.45)$$

where the denominator determines the partition function \mathcal{Z} of this system.

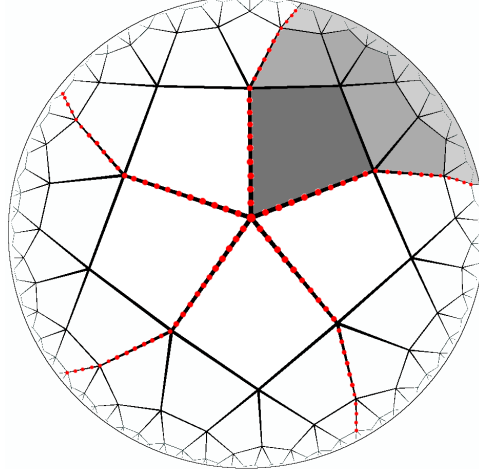


Figure 4.8: Decomposition of the hyperbolic $(4,5)$ lattice into $q = 5$ corners in the Poincaré disc representation. Borders between the adjacent corners are highlighted by red-dashed curves; one of the five identical corners denoted by the red-dashed curves is explicitly filled in grey.

4.3 CTMRG on hyperbolic lattices

In section 4.2.1 the CTMRG algorithm was presented in its original form, as designed for systems on the two-dimensional Euclidean lattice with the square cells. Later, it was realized [Ueda et al., 2007] that the algorithm can be naturally generalized to more complex lattices whenever a partitioning of the system into a set of equivalent “corners” is possible, and an expansion scheme for the corner (and the corresponding corner tensor) is supplied.

Hyperbolic (p,q) lattices constructed by tessellation of regular p -sided polygons allow us to satisfy both the above-mentioned conditions, as shown in the following. The modified CTMRG algorithm will be described through its application to the Ising model on several (p,q) lattices. The description, however, contains all necessary instructions required to perform the calculations on arbitrary hyperbolic or Euclidean (p,q) lattices.

4.3.1 The case $(4, q \geq 4)$

Let us start with the class of $(4,q)$ lattices, where $q \geq 4$, which includes the well-discussed Euclidean $(4,4)$ lattice as a special case for $q = 4$. Notice that the infinite $(4,q)$ lattice can be divided into q equivalent corners at arbitrary vertex, as depicted in Fig. 4.8, where the $(4,5)$ lattice is shown as an example. The objective is to construct a sufficiently large lattice to describe the thermodynamic limit (at given p) by iterative corner expansions in analogy to the original CTMRG on the Euclidean square lattice. At each iteration k , the lattice is constructed by joining q current corners $C^{(k)}$ around the central lattice spin

position. The partition function can be, thus, calculated as

$$\mathcal{Z}^{(k)} = \text{Tr} \left(\mathbf{C}^{(k)} \right)^q. \quad (4.46)$$

Any lattice vertex is shared between q lattice polygons, hence the fraction $\frac{h}{4k_B T}$ in the formula (4.13) for the Boltzmann weight tensor \mathbf{W}_B on the $(4,4)$ lattice changes into $\frac{h}{qk_B T}$ on the general $(4,q)$ lattice. For the same reason, the original formulae (4.22) and (4.24) for the initial corner tensor $\mathbf{C}^{(1)}$ and the transfer tensor $\mathbf{T}^{(1)}$ are modified into the form

$$\begin{aligned} \mathbf{C}^{(1)}(\sigma_1, \sigma_2, \sigma_4) = \sum_{\sigma_3} \exp & \left[\frac{h}{qk_B T} \left(\sigma_1 + \frac{q}{2} \sigma_2 + q \sigma_3 + \frac{q}{2} \sigma_4 \right) + \right. \\ & \left. + \frac{J}{2k_B T} (\sigma_1 \sigma_2 + 2 \sigma_2 \sigma_3 + 2 \sigma_3 \sigma_4 + \sigma_4 \sigma_1) \right], \end{aligned} \quad (4.47)$$

$$\begin{aligned} \mathbf{T}^{(1)}(\sigma_1, \sigma_2, \sigma_4, \sigma_3) = \exp & \left[\frac{h}{qk_B T} \left(\sigma_1 + \frac{q}{2} \sigma_2 + \frac{q}{2} \sigma_3 + \sigma_4 \right) + \right. \\ & \left. + \frac{J}{2k_B T} (\sigma_1 \sigma_2 + 2 \sigma_2 \sigma_3 + \sigma_3 \sigma_4 + \sigma_4 \sigma_1) \right]. \end{aligned} \quad (4.48)$$

The correct corner expansion scheme must satisfy that all interior vertices of the lattice constructed from the q corners have the identical coordination number q . This condition is always fulfilled in the initialization step, where the only interior vertex is the central one, from which q bonds forming the borders between the corners originate.

Now, let us consider the corner in the k -th iteration with k vertices on its left and right interior border. Let there be r (s) bonds¹⁹ from each of the right (left) border spins to its neighbours in the corner $\mathbf{C}^{(k)}$, see Fig. 4.9. When the corners $\mathbf{C}^{(k)}$ are joined together so that the lattice is formed, the border spins and bonds from adjacent sides of the neighbouring corners merge together. After that, the number of bonds around any border spin is $r + s - 2$. The lattice has to be uniform with q bonds emerging from each spin, which yields the condition

$$r + s = q + 2 \quad (4.49)$$

for admissible combinations of values r and s . Similarly, we assume that there are r (s) bonds from each of the right (left) border spins to its neighbours in the transfer tensor $\mathbf{T}^{(k)}$. Hence, when the transfer tensor $\mathbf{T}^{(k)}$ is attached to the corner $\mathbf{C}^{(k)}$ during the corner expansion, the coordination number of all spins on the line of contact is q , as required.

The expansion process of the corner tensor $\mathbf{C}^{(k)}$ is illustrated in Fig. 4.10 (left). The scheme is analogous to the situation on the Euclidean $(4,4)$ lattice: The Boltzmann

¹⁹The integers $r, s \geq 3$ may take arbitrary values as long as $r + s = q + 2$. If $r = 2$, then the vertices on the right interior border would form an unbranched line of length k which is not connected to the interior of the corner. The lattice constructed from such q corners would therefore consist of q almost isolated segments which are connected only through the central vertex. Analogous reasoning holds for spins on the left side which proves $r, s \geq 3$.

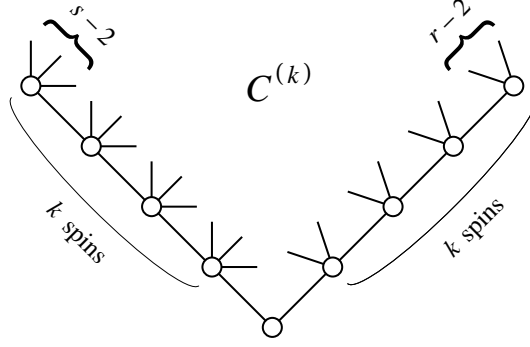


Figure 4.9: The generalized corner tensor $\mathbf{C}^{(k)}$ for the hyperbolic (p, q) lattice with the coordination number $q = r + s - 2 = 7$. There are $r = 4$ bonds (the full lines) from each of the k spins on the right boundary — two bonds to its neighbours on the boundary and $r - 2 = 2$ bonds to its neighbours in the interior of the corner. Similarly, there are $s = 5$ bonds from each of the k spins on the left boundary, where $s - 2 = 3$ bonds tend to the interior of the corner.

weight tensor \mathbf{W}_B corresponding to a single cell is attached in the central position and two transfer tensors $\mathbf{T}^{(k)}$ are added on both sides. The difference is expressed by $q - 3 \geq 1$ corners $\mathbf{C}^{(k)}$ (instead of a single one) between the two transfer tensors $\mathbf{T}^{(k)}$ and $r - 3 \geq 0$ ($s - 3 \geq 0$) corners $\mathbf{C}^{(k)}$ on the right (left) side of the resulting corner $\tilde{\mathbf{C}}^{(k+1)}$, where originally none were placed. These additional corners supply missing bonds so that there are q bonds around the interior spin σ_3 and r (s) bonds around the right (left) border spin σ_2 (σ_4). This guarantees consistency of the expansion scheme, i. e., the process started with the corner $\mathbf{C}^{(k)}$ (and the transfer tensor $\mathbf{T}^{(k)}$) with q bonds around each interior spin and r (s) bonds around the border ones, and created the enlarged corner $\tilde{\mathbf{C}}^{(k+1)}$ with identical properties. As a result, the expansion recurrence formula for the corner tensor $\tilde{\mathbf{C}}^{(k+1)}$ takes the (schematic) form

$$\tilde{\mathbf{C}}^{(k+1)} = \mathbf{W}_B \left(\mathbf{C}^{(k)} \right)^{s-3} \mathbf{T}^{(k)} \left(\mathbf{C}^{(k)} \right)^{q-3} \mathbf{T}^{(k)} \left(\mathbf{C}^{(k)} \right)^{r-3} = \mathbf{W}_B \left(\mathbf{C}^{(k)} \right)^{2q-7} \left(\mathbf{T}^{(k)} \right)^2, \quad (4.50)$$

where (4.49) was used in the second equality.

The expansion scheme of the transfer tensor $\mathbf{T}^{(k)}$ in the k -th iteration step on the $(4, 6)$ lattice is illustrated in Fig. 4.10 (right). After attaching the Boltzmann weight tensor \mathbf{W}_B to the transfer tensor $\mathbf{T}^{(k)}$, $r - 3$ and $s - 3$ corners $\mathbf{C}^{(k)}$ must be placed on the right and the left side of the tensor $\mathbf{T}^{(k)}$, respectively, in order to get r (s) bonds around the spins σ_2 (σ_3). The expansion recurrence formula for the tensor $\tilde{\mathbf{T}}^{(k+1)}$ thus takes the form

$$\tilde{\mathbf{T}}^{(k+1)} = \mathbf{W}_B \left(\mathbf{C}^{(k)} \right)^{s-3} \mathbf{T}^{(k)} \left(\mathbf{C}^{(k)} \right)^{r-3} = \mathbf{W}_B \left(\mathbf{C}^{(k)} \right)^{q-4} \mathbf{T}^{(k)}. \quad (4.51)$$

It is evident that the transfer tensor $\mathbf{T}^{(k)}$ on the hyperbolic lattices has a much more complicated structure if compared to the simple row of cells on the Euclidean lattice.

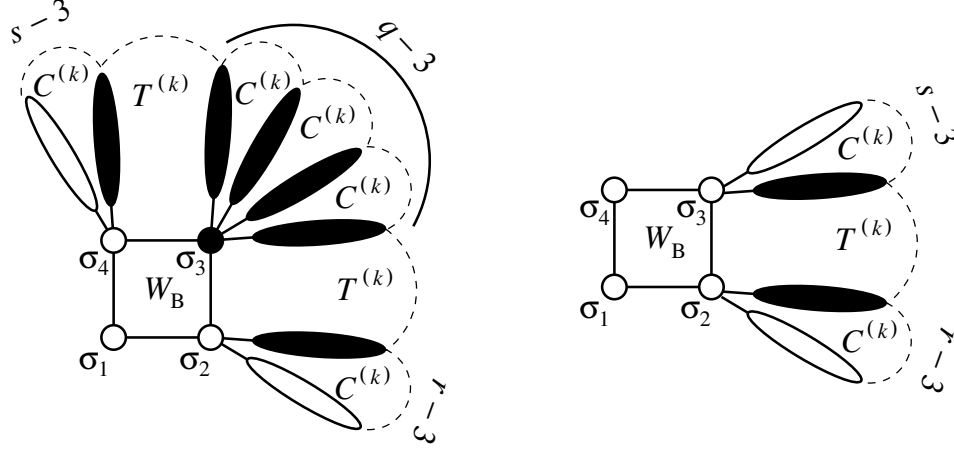


Figure 4.10: The expansion scheme for the corner tensor $\tilde{\mathbf{C}}^{(k+1)}$ (left) and the transfer tensor $\tilde{\mathbf{T}}^{(k+1)}$ (right) on the hyperbolic (4, 6) lattice. Here, $r + s = q + 2 = 8$ and we make the symmetric choice $r = s = 4$. There are $q - 3 = 3$ corners $\mathbf{C}^{(k)}$ between the transfer tensors $\mathbf{T}^{(k)}$ in the left scheme for $\tilde{\mathbf{C}}^{(k+1)}$ and $r - 3 = s - 3 = 1$ corner $\mathbf{C}^{(k)}$ on each of the outer sides in schemes for both $\tilde{\mathbf{C}}^{(k+1)}$ and $\tilde{\mathbf{T}}^{(k+1)}$. The black-filled objects represent the spin/multi-spin variables which are summed over in the recurrence expansion relations (4.50) and (4.51).

The renormalization procedure follows the original idea described in section 4.2.1. If q is even, the lattice can be divided into two identical halves, each consisting of $q/2$ corners. The Boltzmann weight tensor $\mathbf{A}^{(k)}$ of each half of the lattice in iteration k thus equals the product of $q/2$ corner tensors $\mathbf{C}^{(k)}$

$$\mathbf{A}^{(k)}(\sigma, \xi, \eta) = \sum_{\tau_1, \dots, \tau_{q/2-1}} \underbrace{\mathbf{C}^{(k)}(\sigma, \xi, \tau_1) \mathbf{C}^{(k)}(\sigma, \tau_1, \tau_2) \dots \mathbf{C}^{(k)}(\sigma, \tau_{q/2-1}, \eta)}_{q/2} \quad (4.52)$$

or shortly $\mathbf{A}^{(k)} = (\mathbf{C}^{(k)})^{q/2}$. The normalized tensor $\tilde{\mathbf{A}}^{(k)}$ is then used to construct the density matrix $\rho^{(k)}$ via (4.32). A slightly modified approach is applied if q is odd, because the lattice cannot be partitioned into two equally large parts constructed of whole corners only. In this case, $q = 2u + 1$, where u is a positive integer. The density matrix must be calculated in the symmetrized form [Schollwöck, 2005, Gendiar et al., 2012]

$$\rho^{(k)}(\{\sigma, \xi\} | \{\sigma', \xi'\}) = \frac{1}{2} \sum_{\eta} \left[\tilde{\mathbf{A}}^{(k)}(\sigma, \xi, \eta) \tilde{\mathbf{B}}^{(k)}(\sigma', \xi', \eta) + \tilde{\mathbf{B}}^{(k)}(\sigma, \xi, \eta) \tilde{\mathbf{A}}^{(k)}(\sigma', \xi', \eta) \right], \quad (4.53)$$

where $\mathbf{A}^{(k)} = (\mathbf{C}^{(k)})^u$ and $\mathbf{B}^{(k)} = (\mathbf{C}^{(k)})^{u+1}$ represent Boltzmann weights of the portions of the lattice containing u and $u + 1$ corners $\mathbf{C}^{(k)}$, respectively, and $\tilde{\mathbf{A}}^{(k)}, \tilde{\mathbf{B}}^{(k)}$ are their

normalized versions so that $\text{Tr}(\rho^{(k)}) = 1$. The next steps are identical to the original CTMRG. The columns of the projection matrix \mathbf{P} are filled with m eigenvectors corresponding to the m largest eigenvalues of the density matrix $\rho^{(k)}$ and the renormalized tensors $\mathbf{C}^{(k+1)}, \mathbf{T}^{(k+1)}$ are created from $\tilde{\mathbf{C}}^{(k+1)}, \tilde{\mathbf{T}}^{(k+1)}$ via (4.34) and (4.35).

4.3.2 The case $(p \geq 4, 4)$

The expansion of the $(p, 4)$ lattices, where the system is constructed from $q \equiv 4$ corners, is an analogous problem. The Boltzmann weight tensor \mathbf{W}_B of the p -sided polygon is

$$\mathbf{W}_B(\sigma_1, \sigma_2, \dots, \sigma_p) = \exp \left[\frac{h}{4k_B T} \sum_{i=1}^p \sigma_i + \frac{J}{2k_B T} \sum_{i=1}^p \sigma_i \sigma_{i+1} \right], \quad (4.54)$$

where the index i labels the polygon vertices in the anti-clockwise order and $\sigma_{p+1} \equiv \sigma_1$. The initial tensors $\mathbf{C}^{(1)}$ and $\mathbf{T}^{(1)}$ are given by

$$\begin{aligned} \mathbf{C}^{(1)}(\sigma_1, \sigma_2, \sigma_p) = & \sum_{\sigma_3, \dots, \sigma_{p-1}} \exp \left[\frac{h}{4k_B T} \left(\sigma_1 + 2\sigma_2 + 4 \sum_{i=3}^{p-1} \sigma_i + 2\sigma_p \right) + \right. \\ & \left. + \frac{J}{2k_B T} \left(\sigma_1 \sigma_2 + 2 \sum_{i=2}^{p-1} \sigma_i \sigma_{i+1} + \sigma_p \sigma_1 \right) \right] \end{aligned} \quad (4.55)$$

and

$$\begin{aligned} \mathbf{T}^{(1)}(\sigma_1, \sigma_2, \sigma_p, \sigma_{p-1}) = & \sum_{\sigma_3, \dots, \sigma_{p-2}} \exp \left[\frac{h}{4k_B T} \left(\sigma_1 + 2\sigma_2 + 4 \sum_{i=3}^{p-2} \sigma_i + 2\sigma_{p-1} + \sigma_p \right) + \right. \\ & \left. + \frac{J}{2k_B T} \left(\sigma_1 \sigma_2 + 2 \sum_{i=2}^{p-2} \sigma_i \sigma_{i+1} + \sigma_{p-1} \sigma_p + \sigma_p \sigma_1 \right) \right]. \end{aligned} \quad (4.56)$$

Without loss of generality, Fig. 4.11 illustrates the expansion of both tensors $\mathbf{C}^{(k)}$ and $\mathbf{T}^{(k)}$ on the $(6, 4)$ lattice. The only possible combination of values $r, s \geq 3$, fulfilling (4.49), is $r = s = 3$ and, thus, there are $r - 3 = s - 3 = 0$ corners attached to the right or left side of the expanded corner $\mathbf{C}^{(k)}$ or transfer tensor $\mathbf{T}^{(k)}$. If expanding the corner $\mathbf{C}^{(k)}$, the tensors $\mathbf{T}^{(k)}$ are attached to $p - 2$ sides of the additional p -sided polygon so that we receive the demanded structure with a central spin and two lines of spins (with r or s bonds) on its sides. Similarly, if the tensor $\tilde{\mathbf{T}}^{(k+1)}$ is constructed, the attachment of $p - 3$ tensors $\mathbf{T}^{(k)}$ to the polygon is necessary to create an object with a pair of single spins (σ_1, σ_6) and two lines of spins (with r or s bonds) on the sides. A single corner $\mathbf{C}^{(k)}$ is always inserted between neighbouring tensors $\mathbf{T}^{(k)}$ in order to create four bonds in total around the spin on the peak of the inserted corner $\mathbf{C}^{(k)}$. Hence, the expansion recurrence formulae for

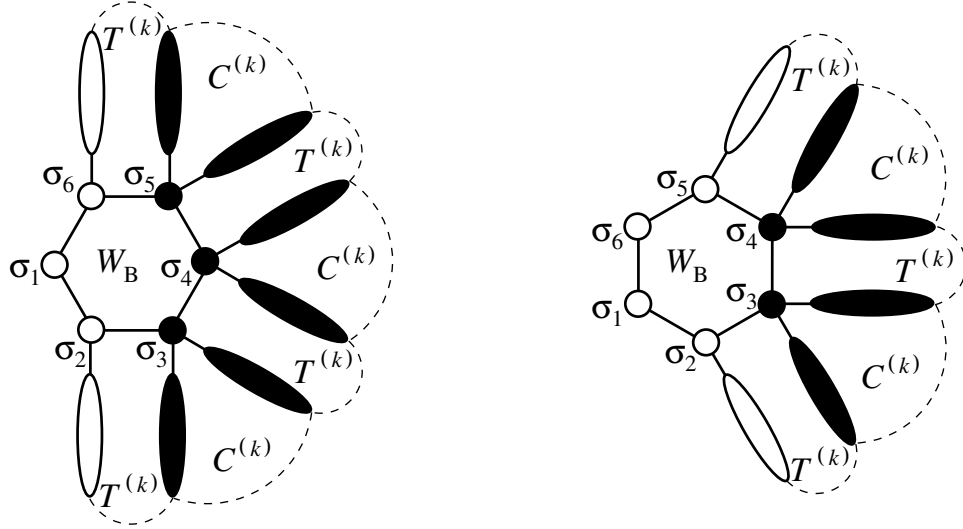


Figure 4.11: The expansion scheme for the corner tensor $\tilde{\mathbf{C}}^{(k+1)}$ (left) and the transfer tensor $\tilde{\mathbf{T}}^{(k+1)}$ (right) on the hyperbolic (6,4) lattice. The black-filled objects represent the spin/multi-spin variables which are summed over in the recurrence expansion formulae (4.57) and (4.58).

the transfer tensors take the form

$$\tilde{\mathbf{C}}^{(k+1)} = \mathbf{W}_B \left(\mathbf{T}^{(k)} \right)^{p-2} \left(\mathbf{C}^{(k)} \right)^{p-3} \quad (4.57)$$

$$\tilde{\mathbf{T}}^{(k+1)} = \mathbf{W}_B \left(\mathbf{T}^{(k)} \right)^{p-3} \left(\mathbf{C}^{(k)} \right)^{p-4}. \quad (4.58)$$

As $q = 4$, the construction of the density matrix ρ and the subsequent renormalization process is identical to that in the original CTMRG algorithm on the Euclidean (4,4) lattice.

5 Tensor Product Variational Formulation

In the previous sections we described in detail the CTMRG algorithm for the *classical* spin systems on both the Euclidean $(4,4)$ and the regular hyperbolic (p,q) lattices. The objective of this section is to demonstrate that an analogous numerical analysis can also be performed in case of the *quantum* spin systems.

Many analytical and computational techniques have been developed to study quantum spin models on the two-dimensional *Euclidean* lattices. However, the task of finding an appropriate approach to analyze the quantum models on the *hyperbolic* lattices still remains an open question. A remarkable demand for an appropriate numerical tool persists. For example, implementation of the Monte Carlo simulations fails due to exponential increase of the number of the lattice sites for models on the hyperbolic lattices with respect to the expanding lattice size from the lattice center [Baek et al., 2009a, Baek et al., 2009b].

Here we introduce a novel and sufficiently accurate numerical algorithm called *Tensor Product Variational Formulation* (TPVF) [Daniška and Gendiar, 2015], which combines an Ansatz for the quantum ground-state in the form of the Tensor Product State (TPS) [Orus, 2014] with the Corner transfer matrix renormalization group scheme. This algorithm can be used to study quantum spin systems in the thermodynamic limit on the regular hyperbolic (p,q) lattices of constant negative Gaussian curvature. Although the TPVF was originally designed in [Nishio et al., 2004] for treating of quantum systems on the Euclidean $(4,4)$ lattice, we conjectured in [Daniška and Gendiar, 2015, Daniška and Gendiar, 2016] that TPVF is more suitable for models on the hyperbolic lattices. This observation originates in the mean-field-like behaviour induced by the TPS Ansatz, which, as a consequence, cannot accurately approximate the correct ground state of those quantum models on the two-dimensional Euclidean lattice, which do not belong to the mean-field universality class, e. g., the transverse field Ising model. On the contrary, since the Hausdorff dimension of the hyperbolic lattices is infinite, spin models on these lattices belong to the mean-field universality class due to short range correlations, even though the mean-field approximation of the Hamiltonian is not applied, as discussed in Section 2.2.1.

5.1 The model

The Tensor product variational formulation algorithm can approximate the ground-state of basic quantum spin models with the nearest-neighbour interaction on the Euclidean and the hyperbolic (p,q) lattices. As an example, let us assume the quantum XY, Heisenberg and the transverse field Ising model (TFIM) on the $(p,4)$ lattices, which are formed by tessellation of regular p -sided polygons with the constant coordination number, which is equal to four. We intend to study the quantum spin systems in the thermodynamic limit, i.e., the number of the lattice vertices, where the spin variables are located, is infinite.

The Hamiltonian \mathcal{H} of the three models can be expressed in the following compact

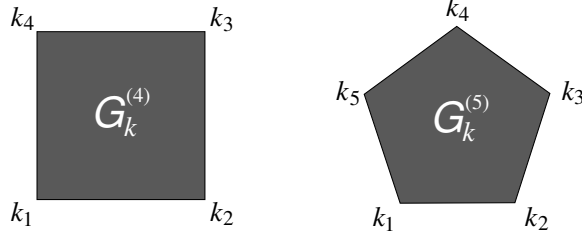


Figure 5.1: Graphical representation of the local Hamiltonian $G_k^{(p)}$ with its particular shape in case of the square ($p = 4$) on the left and the pentagon ($p = 5$) on the right.

form

$$\mathcal{H}(J_{xy}, J_z, h) = \sum_{\langle k \rangle_p} G_k^{(p)}(J_{xy}, J_z, h), \quad (5.1)$$

where $G_k^{(p)}$ represents the local Hamiltonian of the p -sided polygon, the lattice is constructed from, and k marks the position of the polygon on the lattice. The summation runs over all the positions of the polygons $\langle k \rangle_p$. The polygon on the k^{th} position is described by the ordered set of spin indices k_1, k_2, \dots, k_p , see Fig. 5.1, where k_i stands for the unique number which is assigned to the corresponding vertex within the labeling scheme of the lattice vertices. The local Hamiltonian has the expression

$$G_k^{(p)}(J_{xy}, J_z, h) = -\frac{1}{2} \sum_{i=1}^p \left[J_{xy} \left(\sigma_{k_i}^x \sigma_{k_{i+1}}^x + \sigma_{k_i}^y \sigma_{k_{i+1}}^y \right) + J_z \sigma_{k_i}^z \sigma_{k_{i+1}}^z + \frac{h}{4} \left(\sigma_{k_i}^x + \sigma_{k_{i+1}}^x \right) \right], \quad (5.2)$$

where $\sigma_{k_i}^x, \sigma_{k_i}^y, \sigma_{k_i}^z$ are the Pauli operators, and the spin indices obey the cyclic condition $k_{p+1} \equiv k_1$. The x -component of the external magnetic field is described by the variable h and the constant prefactors $\frac{J}{2}$ and $\frac{h}{8}$ reflect the sharing of the spin couplings and the magnetic field, respectively, if the Hamiltonian is formed by the polygonal tessellation in (5.1). The spin couplings J_{xy} and J_z specify the three models, as defined in Section 2.2.2. We assume the ferromagnetic versions of the models, so that a simpler TPS formulation with identical tensors W_p can be used.

Our objective is to obtain the ground-state of the system

$$|\Phi_p\rangle = \lim_{N \rightarrow \infty} \sum_{\sigma_1 \sigma_2 \dots \sigma_N} \Phi_p^{\sigma_1 \sigma_2 \dots \sigma_N} |\sigma_1 \sigma_2 \dots \sigma_N\rangle \quad (5.3)$$

in the thermodynamic limit by a variational minimization of the ground-state energy normalized per bond

$$\mathcal{E}_0^{(p)} = \min_{\Phi_p} \lim_{N_b \rightarrow \infty} \frac{1}{N_b} \frac{\langle \Phi_p | \mathcal{H} | \Phi_p \rangle}{\langle \Phi_p | \Phi_p \rangle}, \quad (5.4)$$

where N stands for the total number of the lattice spins, $\sigma_j, j = 1, \dots, N$, marks one of the two base states \downarrow or \uparrow of the j^{th} lattice spin and N_b denotes the total number of the bonds (the nearest-neighbour pairs).

In order to simplify the numerical calculation, we approximate $|\Phi_p\rangle$ by a TPS $|\Psi_p\rangle$, which is given by the product of the identical tensors W_p of the same polygonal structure as each of the local Hamiltonians $G_k^{(p)}$ has (cf. Fig. 5.1). The p -rank tensors depend on p spin- $\frac{1}{2}$ variables labeled by indices k_1, \dots, k_p with two base states $\sigma_{k_i} = \downarrow$ or \uparrow . The p individual spin variables are grouped into a single one with 2^p base configurations denoted as $\{\sigma_k\}$ to simplify the notations if necessary. It means that the tensor element $W_p(\{\sigma_k\}) \equiv W_p(\sigma_{k_1} \sigma_{k_2} \dots \sigma_{k_p})$. For instance, there are 32 base spin configurations for the pentagons, which can be represented in the arrow notation as $\{\downarrow\downarrow\downarrow\downarrow\downarrow\}$, $\{\downarrow\downarrow\downarrow\downarrow\uparrow\}$, $\{\downarrow\downarrow\downarrow\uparrow\downarrow\}$, ..., $\{\uparrow\uparrow\uparrow\uparrow\uparrow\}$. Thus, the approximative ground state in the form of the polygonal TPS^{20,21} [Orus, 2014] has the following form in the thermodynamic limit

$$|\Psi_p\rangle = \lim_{N \rightarrow \infty} \sum_{\sigma_1 \sigma_2 \dots \sigma_N} \prod_{\langle k \rangle_p} W_p(\{\sigma_k\}) |\sigma_1 \sigma_2 \dots \sigma_N\rangle, \quad (5.5)$$

where the sum runs over the 2^N base spin states. Since the TPS $|\Psi_p\rangle$ has the product structure of the identical tensors W_p ²², the variational problem in (5.4) is in the thermodynamic limit equivalent to the minimization of the local energy of an arbitrary bond in the lattice center (to avoid boundary effects)

$$E_0^{(p)} \equiv \min_{\Psi_p} \frac{2}{p} \frac{\langle \Psi_p | G_\ell^{(p)} | \Psi_p \rangle}{\langle \Psi_p | \Psi_p \rangle} > \mathcal{E}_0^{(p)}, \quad (5.6)$$

where ℓ is the index of a polygon containing the selected central bond and the factor $2/p$ reflects that each polygon contains p bonds shared with neighbouring polygons. Moreover, the product structure of $|\Psi_p\rangle$ enables us to express the denominator

$$\langle \Psi_p | \Psi_p \rangle = \sum_{\sigma, \sigma'} \prod_{\langle k \rangle_p} W_p(\{\sigma'_k\}) \delta_{\{\sigma'_k\}, \{\sigma_k\}} W_p(\{\sigma_k\}) \equiv \mathcal{D}(W_p(\{\sigma\})) \quad (5.7)$$

and the numerator

$$\begin{aligned} \langle \Psi_p | G_\ell^{(p)} | \Psi_p \rangle &= \sum_{\sigma, \sigma'} \left[W_p(\{\sigma'_\ell\}) (G_\ell^{(p)})_{\{\sigma'_\ell\}, \{\sigma_\ell\}} W_p(\{\sigma_\ell\}) \right. \\ &\quad \times \left. \prod_{\langle k \rangle_p \setminus \{\ell\}} W_p(\{\sigma'_k\}) \delta_{\{\sigma'_k\}, \{\sigma_k\}} W_p(\{\sigma_k\}) \right] \equiv \mathcal{N}(W_p(\{\sigma\})) \end{aligned} \quad (5.8)$$

²⁰The auxiliary states in the TPS language are represented as states with two degrees of freedom only. Such an approximation enhances the mean-field behaviour around the criticality and is a compromise to make the calculations feasible numerically due to the exponentially increasing complexity of the hyperbolic lattice structure.

²¹It is sufficient to consider the TPS $|\Psi_p\rangle$ and, equivalently, the tensor elements $W_p(\{\sigma_k\})$ as real numbers, since the Hamiltonian $\mathcal{H}(J_{xy}, J_z, h)$ contains no imaginary component and, thus, all its eigenstates, including $|\Phi_p\rangle$ can be set real.

²²The TPS created from identical tensors W_p can lead to a good approximation of the true ground state if the system is ferromagnetic. However, the situation gets complicated in the antiferromagnetic case. If p is even, it is possible to construct a good TPS approximation in the product form of two tensors W_p and W'_p with a chessboard-like arrangement on the lattice. However, odd p leads to strong frustration of the system, since it is impossible to obtain a spin configuration with inverse orientation of all p couples of the neighbouring spins on the lattice polygon. Hence, the quality of the TPS approximation is disputable.

as sole functions of the tensor elements $W_p(\{\sigma\})$, where we removed the subscript k due to the uniform TPS. Here, $(G_\ell^{(p)})_{\{\sigma_\ell'\},\{\sigma_\ell\}}$ stands for the corresponding matrix element of the local Hamiltonian $G_\ell^{(p)}$, $\delta_{\{\sigma_\ell'\},\{\sigma_\ell\}}$ is the Kronecker symbol, and $\langle k \rangle_p \setminus \{\ell\}$ denotes the set of all polygon indices except for the index ℓ .

Consequently, the minimization over the set of variational parameters $\Phi_p^{\sigma_1\sigma_2\cdots\sigma_\infty}$ in Eq. (5.4) is replaced by a much simpler problem

$$E_0^{(p)} = \min_{W_p(\{\sigma\})} \frac{2}{p} \frac{\mathcal{N}(W_p(\{\sigma\}))}{\mathcal{D}(W_p(\{\sigma\}))}, \quad (5.9)$$

where we minimize over 2^p tensor elements $W_p(\{\sigma\})$ only. This set can be further significantly reduced if symmetries of the local Hamiltonian $G_\ell^{(p)}$ are taken into account, as discussed in the next section. The optimization problem (5.9) with the lower dimension is then solved by means of the TPVF algorithm described in Section 5.3.

5.2 The tensor symmetries

Rotational and spin-ordering symmetries of the local Hamiltonian $G_\ell^{(p)}$ are present in all the three spin models. As a typical example, let us consider the hexagonal lattice ($p = 6$) and its particular base configuration of spins on the lattice polygon $\{\sigma^*\} = \{\uparrow\downarrow\uparrow\uparrow\downarrow\downarrow\}$. Rotational symmetry requires that the tensor elements corresponding to the set of configurations $\{\downarrow\uparrow\downarrow\uparrow\uparrow\downarrow\}, \{\downarrow\downarrow\uparrow\uparrow\uparrow\downarrow\}, \{\uparrow\downarrow\downarrow\uparrow\uparrow\downarrow\}, \{\uparrow\uparrow\downarrow\uparrow\uparrow\downarrow\}, \{\downarrow\uparrow\uparrow\downarrow\uparrow\downarrow\}$ are identical to $W_{p=6}(\{\sigma^*\})$. Next, let us consider a spin-ordering operation, which reverses the order of the polygon spins. In particular, if the spins are labeled clockwise, the operation reorders them in the anti-clockwise direction. It means that the configuration $\{\uparrow\downarrow\uparrow\uparrow\downarrow\downarrow\}$ is equivalent to $\{\downarrow\downarrow\uparrow\uparrow\downarrow\uparrow\}$ by the spin-ordering symmetry and to all the rotations of the latter configuration ($\{\uparrow\downarrow\downarrow\uparrow\uparrow\downarrow\}, \{\downarrow\downarrow\uparrow\uparrow\uparrow\downarrow\}, \{\uparrow\downarrow\uparrow\uparrow\uparrow\downarrow\}, \{\uparrow\uparrow\downarrow\uparrow\uparrow\downarrow\}, \{\downarrow\uparrow\uparrow\downarrow\uparrow\downarrow\}$) by the composition of the spin-ordering and the rotational symmetry. As a result, the 12 tensor elements $W_6(\{\sigma\})$ corresponding to the configuration $\{\sigma^*\}$ and its 11 equivalent configurations are represented by a single variational parameter, as they share the same value.

By performing a similar analysis on the set of all 2^p configurations $\{\sigma\}$ we can factorize it into $N_{\text{Ising}}^{(p)}$ classes of equivalence with representatives θ_j , where $j \in \{1, \dots, N_{\text{Ising}}^{(p)}\}$. As a result, we have $W_p(\{\sigma\}) = W_p(\theta_j)$ for all spin configurations $\{\sigma\}$ within the equivalence class labeled by θ_j . Thus, in case of a system with the rotational and the spin-ordering symmetry (as in the TFIM), there are only $N_{\text{Ising}}^{(p)}$ free variational parameters $W_p(\theta_j)$ within the set of 2^p tensor elements $W_p(\{\sigma\})$. If there is no preferred spin alignment in the system (such as in the XY model, the Heisenberg model, as well as in the TFIM at and above the phase transition magnetic field), the spin-inversion symmetry appears. For instance, if $p = 4$, the configuration $\{\uparrow\uparrow\uparrow\downarrow\}$ is equivalent to $\{\downarrow\downarrow\downarrow\uparrow\}$, which is obtained by flipping each spin, resulting in relation $W_4(\{\uparrow\uparrow\uparrow\downarrow\}) = W_4(\{\downarrow\downarrow\downarrow\uparrow\})$. Such an additional symmetry results in consequent reduction of the set of the free variational parameters, the size of which drops to $N_{\text{Heis}}^{(p)} < N_{\text{Ising}}^{(p)}$. In this case, we denote the rep-

p	4	5	6	7	8	9	10	11
$N_{\text{Heis}}^{(p)}$	4	4	8	9	18	23	44	63
$N_{\text{Ising}}^{(p)}$	6	8	13	18	30	46	78	126

Table 5.1: The numbers of the free variational parameters $N_{\text{Heis}}^{(p)}$ (for the XY and the Heisenberg models) and $N_{\text{Ising}}^{(p)}$ (for the TFIM) including the normalization parameter for the $(p, 4)$ lattices.

j	$W_4(\theta_j)$	$\{\sigma\} \equiv \{\sigma_1 \sigma_2 \sigma_3 \sigma_4\}$				$W_4(\Theta_i)$
1	$W_4(\theta_1)$	$\{\downarrow\downarrow\downarrow\downarrow\}$				$W_4(\Theta_1)$
2	$W_4(\theta_2)$	$\{\downarrow\downarrow\downarrow\uparrow\}$	$\{\downarrow\downarrow\uparrow\downarrow\}$	$\{\downarrow\uparrow\downarrow\downarrow\}$	$\{\uparrow\downarrow\downarrow\downarrow\}$	$W_4(\Theta_2)$
3	$W_4(\theta_3)$	$\{\downarrow\downarrow\uparrow\uparrow\}$	$\{\downarrow\uparrow\uparrow\downarrow\}$	$\{\uparrow\uparrow\downarrow\downarrow\}$	$\{\uparrow\downarrow\uparrow\uparrow\}$	$W_4(\Theta_3)$
4	$W_4(\theta_4)$	$\{\downarrow\uparrow\downarrow\uparrow\}$	$\{\uparrow\uparrow\downarrow\downarrow\}$	$\{\uparrow\downarrow\uparrow\downarrow\}$	$\{\downarrow\uparrow\uparrow\uparrow\}$	$W_4(\Theta_4)$
5	$W_4(\theta_5)$	$\{\uparrow\uparrow\uparrow\downarrow\}$	$\{\uparrow\uparrow\downarrow\uparrow\}$	$\{\uparrow\downarrow\uparrow\uparrow\}$	$\{\downarrow\uparrow\uparrow\uparrow\}$	$W_4(\Theta_2)$
6	$W_4(\theta_6)$	$\{\uparrow\uparrow\uparrow\uparrow\}$				$W_4(\Theta_1)$

Table 5.2: The set of $2^4 = 16$ spin configurations for the $(4, 4)$ lattice sorted into $N_{\text{Ising}}^{(4)} = 6$ equivalence classes labeled by the representatives θ_j . The last column lists the reduced set of $N_{\text{Heis}}^{(4)} = 4$ parameters $W_p(\Theta_i)$ in case the additional spin-inversion symmetry appears.

representatives of the equivalence classes as Θ_i , where $i \in \{1, \dots, N_{\text{Heis}}^{(p)}\}$ ²³. The numbers of the free variational parameters $N_{\text{Ising}}^{(p)}$ and $N_{\text{Heis}}^{(p)}$ with respect to the lattice parameter p are summarized in Table 5.1. In addition, one more variational parameter can be eliminated from each set of the free variational parameters by setting it to 1, being the normalization condition in $W_p(\{\sigma\})$ and $|\Psi_p\rangle$, consequently.

To be more specific, we demonstrate the factorization of the set of the 2^p base spin configurations in the Tables 5.2 and 5.3 on the examples of the square ($p = 4$) and pentagonal ($p = 5$) lattices, respectively. Each line in the Tables contains such spin configurations, which are identical with respect to the rotational and spin-ordering symmetry operations of the p -sided polygon. We count $N_{\text{Ising}}^{(4)} = 6$ or $N_{\text{Ising}}^{(5)} = 8$ variational parameters $W_p(\theta_j)$ used in the calculation of the transverse field Ising model. If, however, the spontaneous symmetry-breaking does not affect the solution, the total number of the variational parameters decreases down to $N_{\text{Heis}}^{(4)} = N_{\text{Heis}}^{(5)} = 4$ for both the $(4, 4)$ and $(5, 4)$ lattices. Applying the normalization conditions $W_4(\Theta_4) = 1$ or $W_5(\Theta_4) = 1$, we find out that only three free variational parameters ($W_4(\Theta_1)$, $W_4(\Theta_2)$, $W_4(\Theta_3)$ or $W_5(\Theta_1)$, $W_5(\Theta_2)$, $W_5(\Theta_3)$) suffice to approximate the ground-state wave function of the models on the square or pentagonal lattices, respectively, with no spontaneous symmetry-breaking

²³Any equivalence class labeled by Θ_i is a union of two equivalence classes θ_j at most.

j	$W_5(\theta_j)$	$\{\sigma\} \equiv \{\sigma_1\sigma_2\sigma_3\sigma_4\sigma_5\}$	$W_5(\Theta_i)$
1	$W_5(\theta_1)$	$\{\downarrow\downarrow\downarrow\downarrow\downarrow\}$	$W_5(\Theta_1)$
2	$W_5(\theta_2)$	$\{\downarrow\downarrow\downarrow\downarrow\uparrow\}$	$W_5(\Theta_2)$
3	$W_5(\theta_3)$	$\{\downarrow\downarrow\downarrow\uparrow\uparrow\}$	$W_5(\Theta_3)$
4	$W_5(\theta_4)$	$\{\downarrow\downarrow\uparrow\uparrow\uparrow\}$	$W_5(\Theta_4)$
5	$W_5(\theta_5)$	$\{\uparrow\uparrow\uparrow\downarrow\downarrow\}$	$W_5(\Theta_3)$
6	$W_5(\theta_6)$	$\{\uparrow\uparrow\downarrow\downarrow\downarrow\}$	$W_5(\Theta_4)$
7	$W_5(\theta_7)$	$\{\uparrow\uparrow\uparrow\uparrow\downarrow\}$	$W_5(\Theta_2)$
8	$W_5(\theta_8)$	$\{\uparrow\uparrow\uparrow\uparrow\uparrow\}$	$W_5(\Theta_1)$

Table 5.3: The set of $2^5 = 32$ spin configurations for the $(5, 4)$ lattice sorted into $N_{\text{Ising}}^{(5)} = 8$ equivalence classes labeled by the representatives θ_j . The last column lists the reduced set of $N_{\text{Heis}}^{(5)} = 4$ parameters $W_p(\Theta_i)$.

phases. For the same reason²⁴, if we consider the system without the spin-inversion symmetry, there are either five or seven free variational parameters for $p = 4$ or $p = 5$, respectively.

5.3 The algorithm

The Tensor Product Variational Formulation algorithm consists of two parts. The first one evaluates the ratio in (5.9) by applying the CTMRG method separately to the numerator and the denominator for a given set of the variational parameters $W_p(\theta_j)$. The second part contains a multi-dimensional minimizer, the Nelder-Mead simplex algorithm [gsl, Galassi et al., 2009, Nelder and Mead, 1965], which uses the first part to search for the optimized set of the variational parameters $W_p^*(\theta_j)$, which minimize the ratio in (5.9). The minimizer starts from an initial simplex in the space of free variational parameters, one vertex of which is specified by the initial tensor elements $W_p(\theta_j)$. The simplex undergoes an iterative sequence of size changes and moves towards lower energies and stops if the energy in (5.9) converged.

The central idea in calculation of the numerator $\mathcal{N}(W_p(\theta_j))$ and the denominator $\mathcal{D}(W_p(\theta_j))$ in (5.9) is to replace the concept of the Boltzmann weight tensor \mathbf{W}_B in the original CTMRG algorithm by the tensors W_p . In order to do this, let us introduce a double-layer tensor Z_p with the tensor elements

$$Z_p(\{\sigma'_k\sigma_k\}) \equiv W_p(\{\sigma'_k\})\delta_{\{\sigma'_k\},\{\sigma_k\}}W_p(\{\sigma_k\}). \quad (5.10)$$

Notice that there are 2^{2p} double-layer base spin configurations $\{\sigma'_k\sigma_k\}$. Figure 5.2 graphically depicts the double-layer tensors Z_p at the position k for the square and pentagonal lattices. Thus, in the language of the classical statistical mechanics, the general expression for the denominator $\mathcal{D}(W_p(\{\sigma\})) = \langle \Psi_p | \Psi_p \rangle$ in (5.7) corresponds to a tensor product

²⁴If setting, e. g., $W_4(\theta_6) = 1$ and $W_5(\theta_8) = 1$.

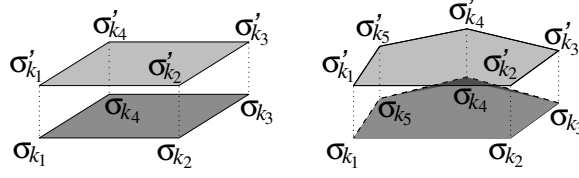


Figure 5.2: The double-layer tensor structure of $Z_4(\{\sigma'_k \sigma_k\})$ on the left and $Z_5(\{\sigma'_k \sigma_k\})$ on the right. The shaded polygonal areas represent the tensors W_p .

object, which is equivalent to the partition function of a (non-physical) classical Hamiltonian given by the product of the tensors Z_p .

This generalization of the Boltzmann weight tensor enters the CTMRG algorithm and the consequent numerical calculation yields the denominator $\mathcal{D}(W_p(\theta_j))$ for the given set of the free tensor elements $W_p(\theta_j)$ according to (5.7). A similar approach can be also used to determine the numerator $\mathcal{N}(W_p(\theta_j))$, as it differs from $\mathcal{D}(W_p(\theta_j))$ only by the additional double-layer structure at the central position ℓ containing the local Hamiltonian $G_\ell^{(p)}$.

In particular, the infinite TPS geometry is built up from gradually expanding corner tensors $\mathbf{C}^{(k)}$ and transfer tensors $\mathbf{T}^{(k)}$ which follow the identical initialization and expansion scheme for the selected (p, q) lattice as in Section 4.3. The only distinction rests in the replacement of the Boltzmann weight tensor \mathbf{W}_B in the initialization and expansion formulae by the tensor Z_p .

In order to grasp the additional structure at the central position ℓ in the numerator $\mathcal{N}(W_p(\theta_j))$, the $(p, 4)$ lattices are constructed from a central polygon surrounded by the alternating sectors represented by the corner tensors $\mathbf{C}^{(k)}$ and transfer tensors $\mathbf{T}^{(k)}$. The central polygon is represented by the tensor Z_p or $W_p G_\ell^{(p)} W_p$ in the structure of the denominator $\mathcal{D}(W_p(\theta_j))$ and the numerator $\mathcal{N}(W_p(\theta_j))$, respectively. The construction scheme of the lattice is analogous to the situation, when the correlation function $\langle \sigma_\ell \sigma_{\ell'} \rangle$ is evaluated in the classical CTMRG algorithm, as illustrated in Fig. 4.7 on the Euclidean $(4, 4)$ lattice. Consequently, the relations (5.7) and (5.8) for the denominator $\mathcal{D}(W_p(\theta_j))$ and the numerator $\mathcal{N}(W_p(\theta_j))$, formulated in the CTMRG language of the (corner) transfer tensors, take the form²⁵

$$\mathcal{D}(W_p(\theta_j)) = \lim_{k \rightarrow \infty} \text{Tr} \left(Z_p \left[\mathbf{C}^{(k)} \mathbf{T}^{(k)} \right]^p \right), \quad (5.11)$$

$$\mathcal{N}(W_p(\theta_j)) = \lim_{k \rightarrow \infty} \text{Tr} \left(W_p G_\ell^{(p)} W_p \left[\mathbf{C}^{(k)} \mathbf{T}^{(k)} \right]^p \right). \quad (5.12)$$

²⁵If we calculate the numerator $\mathcal{N}(W_p(\theta_j))$, we omit the $\delta_{\sigma', \sigma}$ term in the tensors Z_p for those spin variables σ , which are located on the central polygon. This allows us to attach the tensors \mathbf{C} and \mathbf{T} to the double-layer structure at the central polygon containing the local Hamiltonian $G_\ell^{(p)}$.

On the $(4, q)$ lattices, a similar argumentation leads to formulae

$$\mathcal{D}(W_4(\theta_j)) = \lim_{k \rightarrow \infty} \text{Tr} \left(Z_4 \left[\left(\mathbf{C}^{(k)} \right)^{q-3} \mathbf{T}^{(k)} \right]^4 \right), \quad (5.13)$$

$$\mathcal{N}(W_4(\theta_j)) = \lim_{k \rightarrow \infty} \text{Tr} \left(W_4 G_\ell^{(4)} W_4 \left[\left(\mathbf{C}^{(k)} \right)^{q-3} \mathbf{T}^{(k)} \right]^4 \right). \quad (5.14)$$

5.4 Remarks

Here, we would like to turn the reader's attention to two important aspects of the TPVF algorithm. First, the generalization of the CTMRG algorithm to quantum systems in the form of the Tensor product variational formulation is not based on the quantum-classical correspondence. The TPVF utilizes the formal analogy between the formulae for the quantity $\langle \Psi_p | G_\ell^{(p)} | \Psi_p \rangle$ and the norm $\langle \Psi_p | \Psi_p \rangle$ in the quantum system and the partition function \mathcal{Z} of the classical system if the quantum ground-state is approximated as the tensor product state $|\Psi_p\rangle$.

Second, the TPS approximation (5.5) of the quantum ground-state may be a limiting factor regarding the accuracy of the TPVF on the Euclidean lattices near the critical point, where the correlation length ξ diverges. The reason is the low dimension of the tensors W_4 in the TPS approximation which suppresses the quantum long-range correlations on the Euclidean $(4, 4)$ lattice near the criticality. As a result, the TPS approximation (5.5) induces mean-field-like behaviour near the quantum phase transition irrespective of the true universality class the original model belongs in. We discuss this in more detail in Section 7.1.2 and in [Daniška and Gendiar, 2016, Daniška and Gendiar, 2015].

An improvement of the numerical accuracy can be achieved if additional (non-physical) degrees of freedom are assigned to the spin variables σ . However, increasing the number of the free variational parameters prolongs the computational time of the Nelder-Mead optimization algorithm, and may encounter numerical instability caused by trapping the system in a local minimum of the energy, rather than approaching to the correct global minimum, which corresponds to $E_0^{(p)}$. On the other hand, a faster Nelder-Mead optimization with fewer parameters enables us to improve the accuracy by increasing the number m of states of the multi-spin variables kept in the renormalization step in CTMRG.

On the contrary, it is expected that all the classical and quantum spin lattice models on various types of the hyperbolic surfaces belong to the mean-field universality class, since the Hausdorff dimension of the hyperbolic lattices is infinite, which exceeds the critical values $d_C = 4$ and $d_C = 3$, respectively. This was confirmed in studies [Ueda et al., 2007, Krčmár et al., 2008a, Gendiar et al., 2012] of classical spin models on the hyperbolic lattices, where the exponential decay of the density matrix spectra and the correlation function result in the non-critical phase transition, since the correlation length, $\xi \lesssim 1$, is always finite, reaching its maximal value at the phase transition [Iharagi et al., 2010]. We assume similar scenario also in case of the quantum systems. Hence, the mean-field

approximation of the TPVF algorithm induced by the low-dimensional TPS (5.5) is not in conflict with the mean-field-like behaviour of quantum models on the hyperbolic lattice geometry. For this reason, we conjecture the TPFV analysis of the models on the hyperbolic lattices is more accurate than on the Euclidean ones.

6 Classical spin models on hyperbolic lattices

In this chapter we first study the thermodynamic behaviour of the classical Ising model on the series of $(3, q)$ lattices constructed by tessellation of triangles. We assume $q \geq 6$, where $q = 6$ represents the Euclidean triangular lattice and $q > 6$ corresponds to the hyperbolic lattices. Later, we construct slightly curved surfaces by distributing exceptional lattice sites of the coordination number seven within the Euclidean $(3, 6)$ lattice. The exceptional sites form a regular pattern with the typical distance between these sites proportional to an integer parameter n . This geometry allows us to study the influence of the increasing non-flatness of the underlying lattice on the thermal properties of the corresponding lattice model.

In the past, classical spin models on the hyperbolic (p, q) lattices with fixed coordination number $q = 4$ and various lattice parameters p were investigated in reports [Ueda et al., 2007, Krčmár et al., 2008a, Gendiar et al., 2008, Krčmár et al., 2008b]. For the Ising model on the $(p, 4)$ lattices, the mean-field universality was found [Shima and Sakaniwa, 2006, Ueda et al., 2007]. Thus, the study of models on the $(3, q)$ lattices addresses the complementary problem with the varying coordination number q at fixed lattice parameter $p = 3$.

6.1 Ising model on the $(3, q)$ lattices

6.1.1 The model and expansion scheme

We consider the classical Ising model with Hamiltonian (2.34), where the spin variables σ_i are located on the vertices of the $(3, q)$ lattices. As an example, the lattices $(3, 7)$ and $(3, 13)$ mapped onto the Poincaré disc are shown in Fig. 6.1. Although the lattice polygon is a triangle, it is algorithmically more convenient to assign the Boltzmann weight tensor \mathbf{W}_B to a rhombus constructed from a pair of adjacent triangles $\sigma_a \sigma_b \sigma_d$ and $\sigma_b \sigma_c \sigma_d$ as shown in Fig. 6.2. The tensor \mathbf{W}_B for this pair of the triangles is then

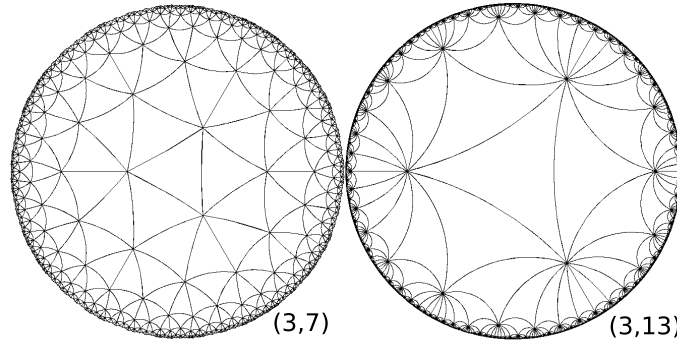


Figure 6.1: Poincaré disc representation of the triangular hyperbolic lattices $(3, 7)$ (left) and $(3, 13)$ (right).

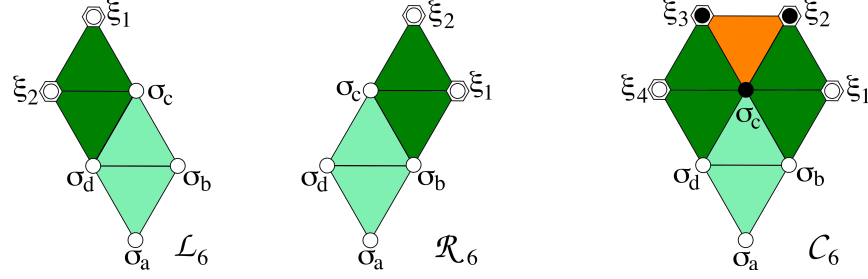


Figure 6.2: Graphical representation of the extension process of the left transfer tensor $\tilde{\mathbf{L}}_6$ (left), the right transfer tensor $\tilde{\mathbf{R}}_6$ (middle), and the corner tensor $\tilde{\mathbf{C}}_6$ (right) on the $(3,6)$ lattice. The transfer tensors \mathbf{L}_6 and \mathbf{R}_6 from the previous iteration are coloured in blue, while the corner tensor \mathbf{C}_6 in red. The black-filled symbols denote single- and multi-spin variables which are summed over in formulae (6.2)-(6.4).

given by

$$\mathbf{W}_B(\sigma_a, \sigma_b, \sigma_c, \sigma_d) = \exp \left[\frac{J}{2k_B T} (\sigma_a \sigma_b + \sigma_b \sigma_c + \sigma_c \sigma_d + \sigma_d \sigma_a + 2\sigma_b \sigma_d) + \frac{h}{qk_B T} (\sigma_a + 2\sigma_b + \sigma_c + 2\sigma_d) \right]. \quad (6.1)$$

The factor 2 in front of the $\sigma_b \sigma_d$ term arises from the fact that this bond is shared by the two adjacent triangles and, thus, entirely contained in the rhombus. Also, the factor 2 at σ_b and σ_d reflects that the rhombus contains two of the q triangles meeting at the corresponding lattice vertices.

In contrast to the general expansion process on the (p, q) lattices, as described in section 4.3, the transversal bond $\sigma_b \sigma_d$ in the tensor \mathbf{W}_B makes it necessary to introduce two different kinds of transfer tensors — the left tensor \mathbf{L}_q and the right tensor \mathbf{R}_q . Let us explain the recursive expansion scheme of the corner transfer tensor \mathbf{C}_q and the tensors $\mathbf{L}_q, \mathbf{R}_q$ on the Euclidean $(3, 6)$ lattice first. In this case, the expansions of the transfer tensors $\mathbf{L}_6^{(k)}, \mathbf{R}_6^{(k)}$ and the corner tensor $\mathbf{C}_6^{(k)}$ in the iteration k follow the formulae

$$\tilde{\mathbf{L}}_6^{(k+1)}(\sigma_d, \sigma_a, \sigma_b, \sigma_c, \xi_1, \xi_2) = \mathbf{W}_B(\sigma_a, \sigma_b, \sigma_c, \sigma_d) \mathbf{L}_6^{(k)}(\sigma_d, \sigma_c, \xi_1, \xi_2), \quad (6.2)$$

$$\tilde{\mathbf{R}}_6^{(k+1)}(\sigma_c, \sigma_d, \sigma_a, \sigma_b, \xi_1, \xi_2) = \mathbf{W}_B(\sigma_a, \sigma_b, \sigma_c, \sigma_d) \mathbf{R}_6^{(k)}(\sigma_c, \sigma_b, \xi_1, \xi_2), \quad (6.3)$$

$$\begin{aligned} \tilde{\mathbf{C}}_6^{(k+1)}(\sigma_d, \sigma_a, \sigma_b, \xi_1, \xi_4) &= \sum_{\sigma_c, \xi_2, \xi_3} \mathbf{W}_B(\sigma_a, \sigma_b, \sigma_c, \sigma_d) \mathbf{L}_6^{(k)}(\sigma_d, \sigma_c, \xi_3, \xi_4) \\ &\quad \times \mathbf{C}_6^{(k)}(\sigma_c, \xi_2, \xi_3) \mathbf{R}_6^{(k)}(\sigma_c, \sigma_b, \xi_1, \xi_2), \end{aligned} \quad (6.4)$$

as illustrated in Fig. 6.2, where the position of the single- and multi-spin variables σ and ξ , respectively, is also depicted. This recurrence scheme guarantees that at any iteration there are exactly $r = 4$ and $s = 4$ bonds stemming from all spins on the right and left boundary of the three tensors, respectively.

The recursive expansion procedure is initialized in the following:

$$\mathbf{L}_6^{(1)}(\sigma_a, \sigma_b, \sigma_c, \sigma_d) = \mathbf{W}_B^L(\sigma_a, \sigma_b, \sigma_c, \sigma_d), \quad (6.5)$$

$$\mathbf{R}_6^{(1)}(\sigma_d, \sigma_a, \sigma_b, \sigma_c) = \mathbf{W}_B^R(\sigma_a, \sigma_b, \sigma_c, \sigma_d), \quad (6.6)$$

$$\mathbf{C}_6^{(1)}(\sigma_a, \sigma_b, \sigma_d) = \sum_{\sigma_c} \mathbf{W}_B^C(\sigma_a, \sigma_b, \sigma_c, \sigma_d), \quad (6.7)$$

where \mathbf{W}_B^L , \mathbf{W}_B^R and \mathbf{W}_B^C are modifications of the Boltzmann weight tensor (6.1), which reflect the specific situation in sharing of bonds and vertices between the rhombuses on the lattice boundary. On the hyperbolic $(3, q)$ lattices, where $q \geq 7$, the recurrence expansion relations in the simplified notation take the form

$$\tilde{\mathbf{L}}_q^{(k+1)} = \mathbf{W}_B \left(\mathbf{C}_q^{(k)} \right)^{s-4} \mathbf{L}_q^{(k)} \left(\mathbf{C}_q^{(k)} \right)^{r-4}, \quad (6.8)$$

$$\tilde{\mathbf{R}}_q^{(k+1)} = \mathbf{W}_B \left(\mathbf{C}_q^{(k)} \right)^{s-4} \mathbf{R}_q^{(k)} \left(\mathbf{C}_q^{(k)} \right)^{r-4}, \quad (6.9)$$

$$\tilde{\mathbf{C}}_q^{(k+1)} = \mathbf{W}_B \left(\mathbf{C}_q^{(k)} \right)^{s-4} \mathbf{L}_q^{(k)} \left(\mathbf{C}_q^{(k)} \right)^{q-5} \mathbf{R}_q^{(k)} \left(\mathbf{C}_q^{(k)} \right)^{r-4}, \quad (6.10)$$

where the integers r and s are constrained by the condition (4.49). The recurrence scheme creates tensors with r and s bonds originating from all spins on the right and left boundary of the three tensors, respectively. In particular, we decided for the most symmetric combinations

$$r = \left\lceil \frac{q}{2} \right\rceil + 1 =: \min \left\{ n \in \mathbb{Z} : n \geq \frac{q}{2} \right\} + 1, \quad (6.11)$$

$$s = \left\lfloor \frac{q}{2} \right\rfloor + 1 =: \max \left\{ n \in \mathbb{Z} : n \leq \frac{q}{2} \right\} + 1, \quad (6.12)$$

as graphically depicted in Fig. 6.3 for the two representative lattices $(3, 7)$ and $(3, 13)$.

At each iteration, the reduced density matrix ρ is created via (4.32), where the tensor \mathbf{A} is calculated as (4.52) if q is even, or via the symmetrized formula (4.53) for odd q . After that, the three tensors are renormalized and subsequently normalized according to (4.34), (4.35) and (4.36), respectively.

6.1.2 Numerical results

I. Magnetization and energy In order to suppress the influence of the system boundary on the thermodynamic properties and the phase transition analysis in case of the hyperbolic lattices, we concentrate on the bulk properties of a sufficiently large inner region of the lattice [Sakaniwa and Shima, 2009, Krčmár et al., 2008a]. The local magnetization $M(h, T) \equiv \langle \sigma_\ell \rangle$ of a spin on the central lattice position ℓ is an example. Generalizing the formula (4.43) for the case of the hyperbolic lattices, the magnetization is calculated as

$$M(h, T) = \frac{\text{Tr}(\sigma_\ell \mathbf{C}^q)}{\text{Tr}(\mathbf{C}^q)} = \text{Tr}(\sigma_\ell \rho) / \text{Tr} \rho, \quad (6.13)$$

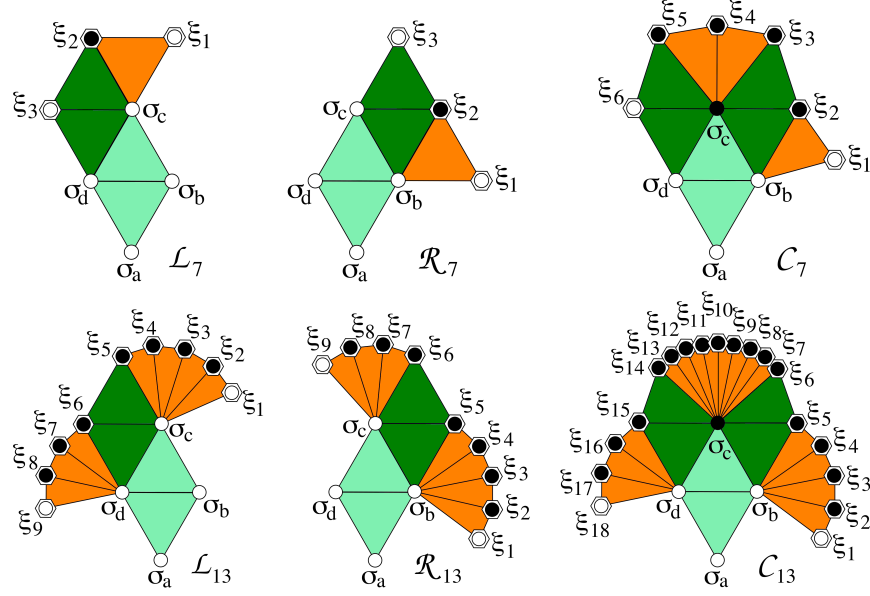


Figure 6.3: The expansion process of the tensors \tilde{L}_q (left), \tilde{R}_q (middle) and \tilde{C}_q (right) on the (3,7) (top) and (3,13) (bottom) lattices, which follows the formulae (6.8)-(6.10).

where the second equality holds also for odd coordination numbers q with density matrix ρ in the symmetrized form (4.53). Without loss of generality, we set the coupling constant J and the Boltzmann constant k_B to unity, and all thermodynamic functions are evaluated in the unit of k_B .

We first investigate the Euclidean (3,6) lattice. Keeping only $m = 20$ states of the renormalized multi-spin variables ξ , the obtained spontaneous magnetization $M_0(T) = M(h = 0, T)$ is shown in Fig. 6.4. The estimated transition temperature $T_c = 3.641$ is quite close to the exact value $T_c = 4/\ln 3 \approx 3.64096$ [Baxter, 1982]. In the identical Figure, we also plot the temperature dependence of the spontaneous magnetization $M_0(T)$ for the hyperbolic (3, q) lattices with coordination numbers $7 \leq q \leq 20$. As we show later, the system is always off-critical whenever $q \geq 7$, even at the transition temperature. We, therefore, use the notation $T_{\text{pt}}^{(q)}$ instead of $T_c^{(q)}$ for $q \geq 7$ and we also use $T_{\text{pt}}^{(6)}$ for $q = 6$ in order to unify the notation.

If a small magnetic field h is applied at the transition temperature $T_{\text{pt}}^{(q \geq 7)}$, the cubed induced magnetization $M^3(h, T = T_{\text{pt}}^{(q)})$ is always linear around $h = 0$. Thus, the model satisfies the scaling relation $M(h, T = T_{\text{pt}}) \propto h^{1/\delta}$ with the mean-field critical exponent $\delta = 3$. This value is in full agreement with the previous results for the hyperbolic ($p \geq 5, 4$) lattices [Krčmár et al., 2008a].

In order to observe the scaling relation of the spontaneous magnetization $M_0(T)$ in a unified manner, we plot the squared spontaneous magnetization $M_0^2(T)$ in Fig. 6.5

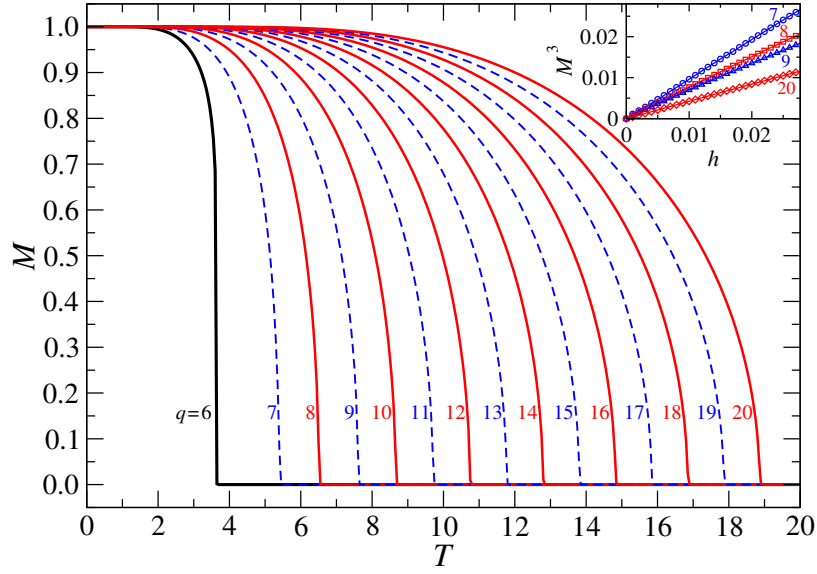


Figure 6.4: Spontaneous magnetizations $M_0(T) = M(h=0, T)$ with respect to temperature T for $6 \leq q \leq 20$. The full and the dashed curves, respectively, distinguish the even and odd values of q . The inset shows the linear behaviour of the cubic power of the induced magnetization $M^3(h, T = T_{\text{pt}}^{(q)})$ with respect the magnetic field h around the transition temperatures $T_{\text{pt}}^{(q)}$ for $q \geq 7$.

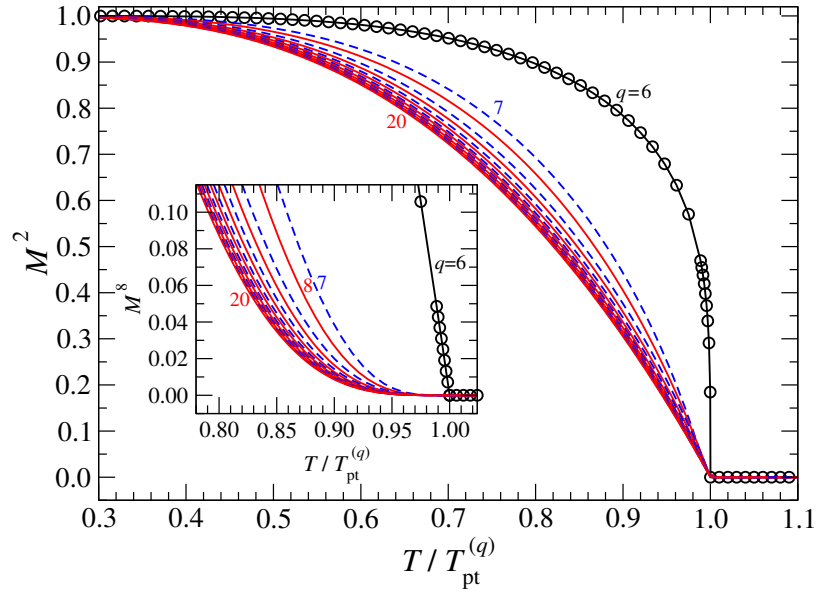


Figure 6.5: The squared spontaneous magnetization $M_0^2(T)$ with respect to the relative temperature $T/T_{\text{pt}}^{(q \geq 6)}$ near the transition point.

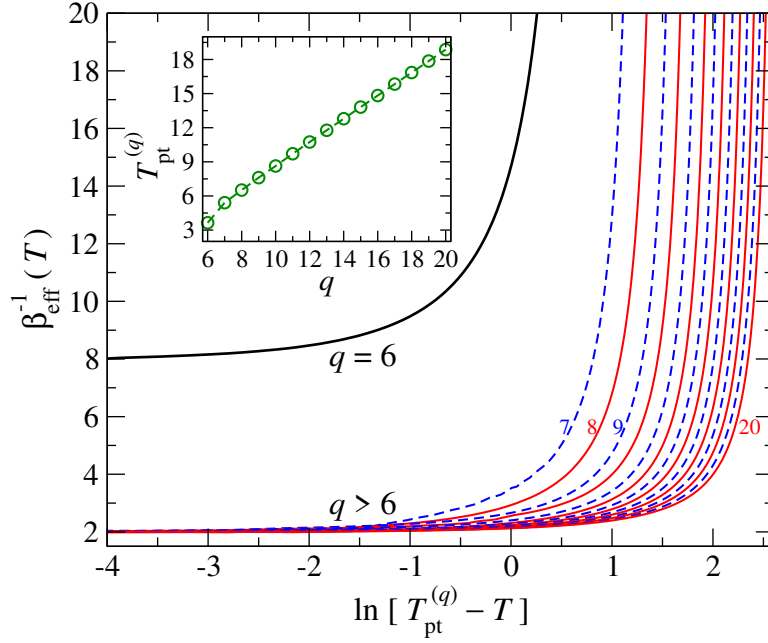


Figure 6.6: Convergence rate of the effective critical exponent β_{eff} . The inset shows the dependence of the phase transition temperatures $T_{\text{pt}}^{(q)}$ on the coordination number q .

with respect to the relative temperature $T/T_{\text{pt}}^{(q \geq 6)}$. The linearity of the curves near the transition point $T = T_{\text{pt}}^{(q \geq 7)}$ agrees with the mean-field behaviour $M(h=0, T) \propto (T_{\text{pt}}^{(q)} - T)^\beta$ with $\beta = \frac{1}{2}$ on hyperbolic lattices with $q \geq 7$. On the (3,6) lattice, the exponent is $\beta = \frac{1}{8}$, as displayed in the inset, where the linearity is satisfied for $q = 6$ only.

To detect the critical exponent β in a more precise manner, we calculate the effective exponent

$$\beta_{\text{eff}}(T) = \frac{\partial \ln \left[M \left(h=0, T < T_{\text{pt}}^{(q)} \right) \right]}{\partial \ln \left[T_{\text{pt}}^{(q)} - T \right]} \quad (6.14)$$

by means of the numerical derivative. The convergence of $\beta_{\text{eff}}(T)$ with respect to $T_{\text{pt}}^{(q)} - T$ is shown in Fig. 6.6. It is apparent that the mean-field value $\beta = \frac{1}{2}$ is detected for any $q \geq 7$, whereas we confirm $\beta = \frac{1}{8}$ on the flat (3,6) lattice only, which agrees with the two-dimensional Ising universality class. The linear increase of the transition temperature $T_{\text{pt}}^{(q \geq 7)}$ with respect to q is shown in the inset where the linearity appears already around $q \gtrsim 8$. This agrees with the linear dependence $T_C(q)$ (2.41) observed in the mean-field model.

Next, we investigate the temperature dependence of the internal energy per bond in

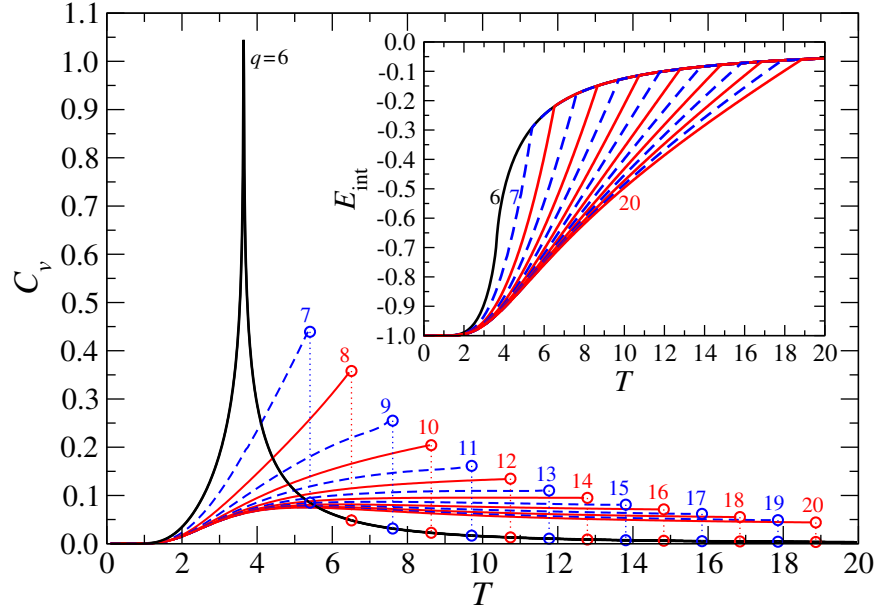


Figure 6.7: Specific heat $C_h(h=0, T)$ as a function of temperature. The open circles connected by the vertical dotted lines show the discontinuity. The inset shows the temperature dependence of the internal energy $E_{\text{int}}(h=0, T)$. Both $C_h(h=0, T)$ and $E_{\text{int}}(h=0, T)$ in the paramagnetic region are almost independent on q .

absence of the magnetic field h

$$E_{\text{int}}(h=0, T) = -J \langle \sigma_\ell \sigma_{\ell'} \rangle = -J \text{Tr}(\sigma_\ell \sigma_{\ell'} \rho) / \text{Tr}(\rho) \quad (6.15)$$

and the specific heat per bond

$$C_h(h=0, T) = \frac{\partial E_{\text{int}}(h=0, T)}{\partial T}, \quad (6.16)$$

where σ_ℓ and $\sigma_{\ell'}$ denote two neighbouring spins located at the center of the lattice. Figure 6.7 shows the results. The internal energy $E_{\text{int}}(h=0, T)$ is continuous for all the cases we computed. The kink in $E_{\text{int}}(h=0, T)$ at the transition temperatures $T_{\text{pt}}^{(q)}$ for $q \geq 7$ corresponds to the discontinuity in $C_h(h=0, T)$ [Krčmár et al., 2008a, Krčmár et al., 2008b]. For these cases the scaling exponent α is zero.

II. Entropy and correlation The von Neumann (or entanglement) entropy is defined via the reduced density matrix ρ ²⁶ as

$$S = -\text{Tr}(\rho \log_2 \rho) = -\sum_i \omega_i \log_2 \omega_i, \quad (6.17)$$

²⁶If q is odd, the symmetrized form (4.53) of the density matrix ρ is applied. In this case the entropy is considered to be less reliable than for even q 's, and we regard such entropy as complementary information.

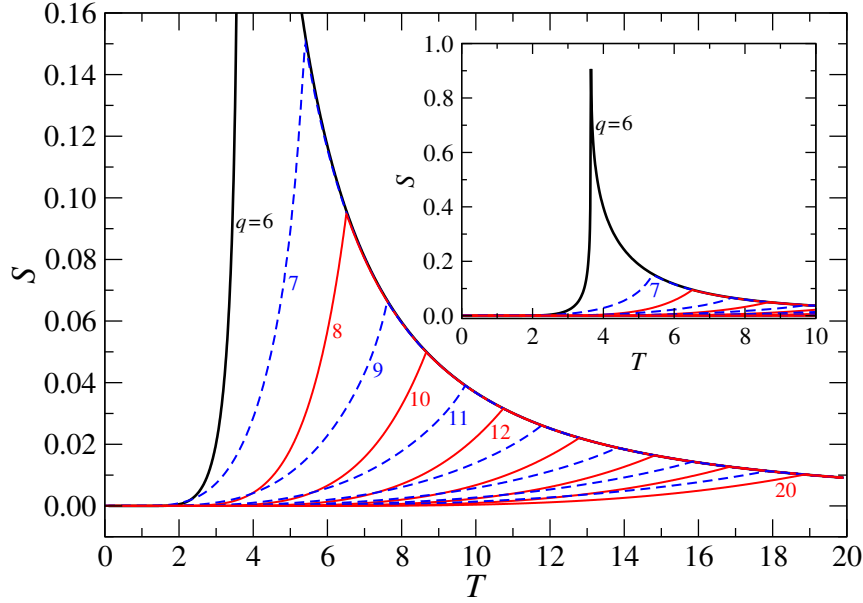


Figure 6.8: Temperature dependence of the von Neumann entanglement entropy S . The inset displays the dominant behavior of S for the (3,6) lattice.

where ω_i are the eigenvalues of ρ . Figure 6.8 shows the temperature dependence of S which remains finite for $q \geq 7$ even at the transition temperature $T_{\text{pt}}^{(q)}$. The entropies in the paramagnetic region are also almost independent on q if $q \geq 7$ as observed also for $C_h(h=0, T)$ and $E_{\text{int}}(h=0, T)$ in the previous section.

The decay rate of the density matrix eigenvalues ω_i is shown in fig. 6.9 on a semilogarithmic scale for the Euclidean (3,6) and the hyperbolic (3,9) lattice. We confirm a power-law decay in ω_i only at the transition point $T_{\text{pt}}^{(6)}$ of the (3,6) lattice. The eigenvalues ω_i decrease exponentially for $q \geq 7$ at the transition temperature.

The exponential decay of the density matrix spectra is also reflected in the correlation function

$$g(\mathbf{r}_i, \mathbf{r}_j) \equiv g(|\mathbf{r}_i - \mathbf{r}_j|) = \text{Tr}(\sigma_i \sigma_j \rho) - \text{Tr}(\sigma_i \rho) \text{Tr}(\sigma_j \rho) \quad (6.18)$$

between two distant sites i and j . We place the spin σ_i at the center of the system and σ_j at the system boundary. Therefore, as the lattice expands in the CTMRG algorithm, the distance between these two spins increases progressively.

Figure 6.10 depicts $\log_{10}[g(\mathbf{r}_i, \mathbf{r}_j)]$ as a function of the distance $|\mathbf{r}_i - \mathbf{r}_j|$ for the Euclidean (3,6) and the hyperbolic (3,9) lattice. It is evident that the correlation functions always decay exponentially on the (3,9) lattice regardless of the temperature. We remark that an analogous exponential decay of $g(\mathbf{r}_i, \mathbf{r}_j)$ has been observed for all $q \geq 7$ (not shown). On the (3,6) lattice, the correlation function decays as a power law at the transition temperature $T_{\text{pt}}^{(6)}$, as seen in the inset.

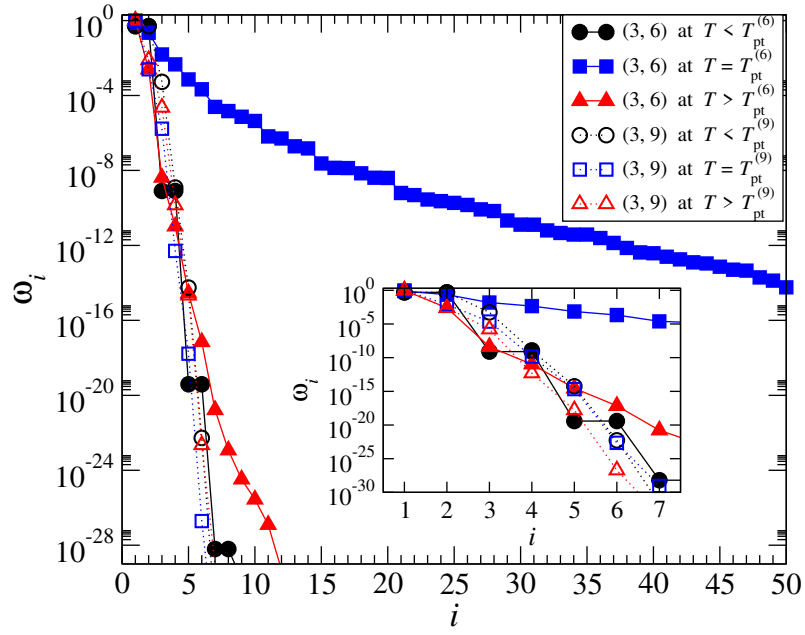


Figure 6.9: Decay of the density matrix spectra for the (3,6) lattice (filled symbols) and the (3,9) lattice (open symbols).

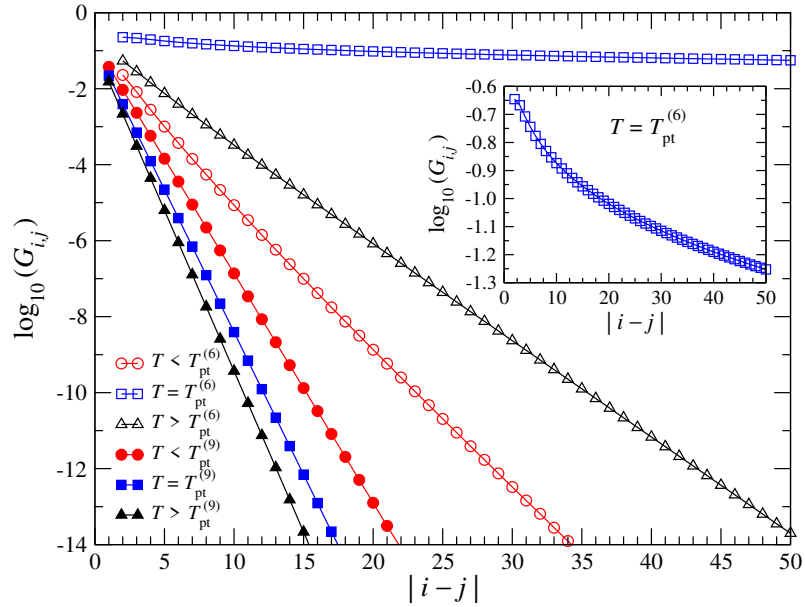


Figure 6.10: Decay of the correlation functions with respect to the spin distance $|\mathbf{r}_i - \mathbf{r}_j|$. The open and the full symbols, respectively, correspond to the (3,6) lattice calculated at $T = 3.0, 3.641$, and 5.0 , and the (3,9) lattice at $T = 6.0, 7.608$, and 9.0 . Note that $T_{pt}^{(6)} \doteq 3.641$ and $T_{pt}^{(9)} \doteq 7.608$.

In the following, we compare the Gaussian curvature associated to the $(3, q)$ lattice with the correlation length at the transition temperature. There are several ways to define the correlation length ξ_q [Baxter, 1982]. For example, the decay rate of the correlation function directly provides ξ_q . This is straightforward, but the region of the distance for the fitting analysis has to be valued carefully. Another possibility consists in using the largest eigenvalue $\lambda_0(q)$ and the second largest one $\lambda_1(q)$ of the row-to-row transfer matrix $\mathbf{T}_q = \mathbf{L}_q \mathbf{R}_q$, where ξ_q is determined from

$$\frac{1}{\xi_q} = \ln \left[\frac{\lambda_0(q)}{\lambda_1(q)} \right]. \quad (6.19)$$

The relation can be generalized to the $(3, q \geq 7)$ lattices, in analogy to our previous formulations for the $(5, 4)$ lattice [Iharagi et al., 2010], via the construction of the row-to-row transfer matrix

$$\mathbf{T}_q(\zeta_1 \sigma_c \zeta_4 | \zeta_2 \sigma_d \zeta_3) = \mathbf{L}_q(\sigma_d, \sigma_c, \zeta_1, \zeta_2) \mathbf{R}_q(\sigma_c, \sigma_d, \zeta_3, \zeta_4). \quad (6.20)$$

Using the notation of the recurrence scheme introduced previously, we calculate the correlation length ξ_q by use of Eq. (6.19).

The Gaussian curvature K_q that corresponds to $(3, q)$ lattice is given by [Mosseri and Sadoc, 1982]

$$K_q = \frac{1}{(iR_q)^2} = -4 \operatorname{arccosh} \left[\frac{1}{2 \sin \left(\frac{\pi}{q} \right)} \right] \quad (6.21)$$

where R_q is the curvature radius of the hyperbolic surface. Recall that K_q must be zero on the Euclidean flat space ($q = 6$). Figure 6.11 shows the relation between K_q and the shifted transition temperature $T_{\text{pt}}^{(q)} - T_{\text{pt}}^{(6)}$. The lower-left inset shows complementary information about R_q . The correlation function ξ_q calculated around the phase transition for three different q 's is plotted in the upper-right inset. Notice that ξ_q reaches its maximum at the phase transition which is not well visible as q increases.

Figure 6.12 shows the dependence of the correlation length $\xi_q(T)$ at the transition temperature with respect to the curvature radius R_q . In order to collect these data, we performed extensive calculations up to 32 digits numerical precision for the value of q as large as $q = 10000000$ where the corresponding Gaussian curvature K_{10^7} is approximately 900. Note that both quantities diverge on the $(3, 6)$ lattice, and therefore $\xi_6(T_{\text{pt}}^{(6)})$ and R_6 are not shown. Let us focus on the limit $R_q \rightarrow 0$ which corresponds to $q \rightarrow \infty$. Evidently, the correlation length ξ_q decreases to zero as q tends toward infinity (the circles). Applying a least-square fit, we obtain the relation $\xi_q = 1.44(iR_q)^{0.908}$ as shown by the thick dot-dashed curve. If we consider the error in the calculation of the correlation length, we can conjecture that ξ_q is proportional to R_q .

Recall that the specific heat C_v , the internal energy E_{int} , and the entanglement entropy S turned out to be weakly dependent on the value of q in the paramagnetic region $T > T_{\text{pt}}^{(q)}$ for $q \geq 6$. Thus, it can be conjectured that the disordered state is not modified by

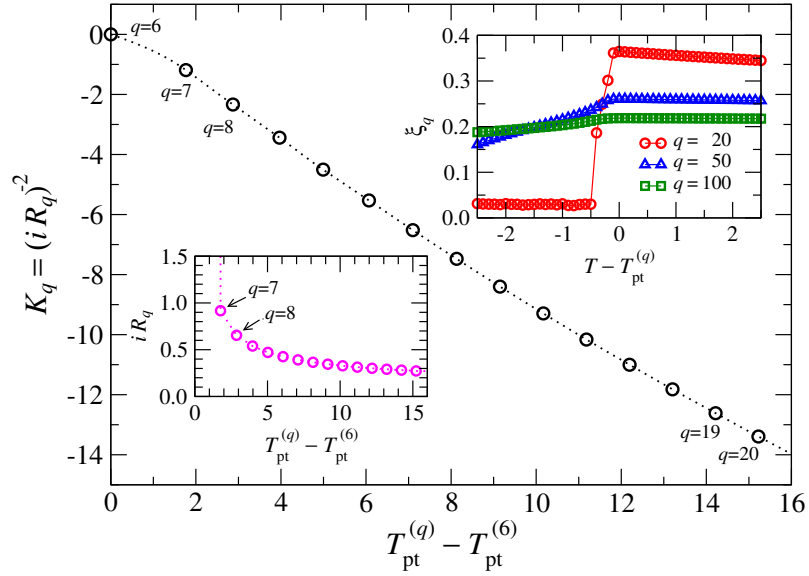


Figure 6.11: Gaussian curvature K_q with respect to the shifted phase transition temperatures for $6 \leq q \leq 20$. The inset on the left shows the related radius of the curvature iR_q via Eq. (6.21) while that on the right shows the correlation length in the vicinity of the phase transition.

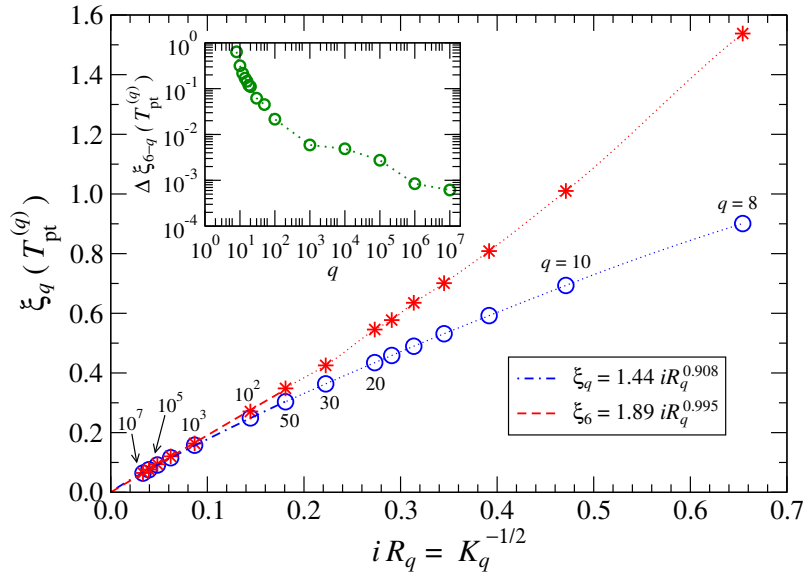


Figure 6.12: Asymptotic scaling of the correlation length ξ_q at the transition temperatures $T_{\text{pt}}^{(q)}$ with respect to R_q . The thin dotted lines serve as a guide to the eye. The inset shows the difference $\Delta\xi_{6-q}(T_{\text{pt}}^{(q)})$ in Eq. (6.22) with respect to q on a double logarithmic scale.

the presence of the negative curvature. We, therefore, compare $\xi_{q \geq 7}$ just at the transition temperature $T_{\text{pt}}^{(q)}$ with the correlation length ξ_6 at the temperatures $T = T_{\text{pt}}^{(q)}$. These values are plotted in Fig. 6.12 by the asterisks. Since $T_{\text{pt}}^{(q)}$ almost linearly increases with q for large values of q , the dotted line goes to the origin of the graph. The circles and the asterisks in Fig. 6.12 are of the same order for all q , and this fact supports our conjecture that R_q represents the only characteristic length of the hyperbolic lattice and that the phase transition occurs at the temperature where ξ_q is of the same order as R_q . Note that $\xi_6(T_{\text{pt}}^{(q)}) > \xi_q(T_{\text{pt}}^{(q)})$ is always fulfilled as plotted in the inset of Fig. 6.12 where we show the difference

$$\Delta \xi_{6-q}(T_{\text{pt}}^{(q)}) = \left[\xi_6(T_{\text{pt}}^{(q)}) - \xi_q(T_{\text{pt}}^{(q)}) \right]. \quad (6.22)$$

The relation $\xi_6(T_{\text{pt}}^{(q)}) > \xi_q(T_{\text{pt}}^{(q)})$ may be explained by the effect of the negative curvature that prevents from a kind of *loop-back* of the correlation effect. Such suppression is also expected to be present in higher-dimensional hyperbolic lattices and could be analytically studied by means of the high temperature expansion.

We conjecture the reason why the correlation length remains finite even at the phase transition temperature $T_{\text{pt}}^{(q)}$ for $q > 6$, as follows. First of all, the hyperbolic plane contains the typical length scale R_q , and it might prevent scale invariance of the state expected at the criticality. A more constructive interpretation could be obtained from the observation on the row-to-row transfer matrix. The calculation of ξ_q by means of Eq. (6.19) requires diagonalization of the row-to-row transfer matrix $\mathcal{T}_q(\xi_1 \sigma_a \xi_2 | \xi'_1 \sigma'_a \xi'_2)$ in Eq. (6.20). The matrix corresponds to an area which connects (transfers) the row of the neighboring spins $\{\xi_1 \sigma_a \xi_2\}$ with the adjacent ones $\{\xi'_1 \sigma'_a \xi'_2\}$. The shape of this area is very different from the standard transfer matrix on the Euclidean lattice, which corresponds to a stripe of constant width. On the hyperbolic surfaces, however, this distance between the spin rows is not uniform. The distance is minimal at the center of the transfer matrix, i.e., between the two spins σ_a and σ'_a , and it increases exponentially with respect to the deviation from the center to the direction of spin rows. Such a geometry [Iharagi et al., 2010] could be imagined from the recurrence construction in Eq. (6.8). As a consequence, the transfer matrix has an effective width, which is of the order of the curvature radius R_q . The region outside this width contributes as a sort of the boundary spins that imposes mean-field effect to the bulk part. This situation is analogous to the Bethe lattice, being interpreted here as (∞, q) -lattices. [Krčmár et al., 2008a]. Thus the Ising universality could be observed only when the correlation length ξ_q is far less than the curvature radius, $\xi_q \ll R_q$. As the length ξ_q increases toward the transition temperature, we expect a transient behavior to the mean-field behavior around the point when ξ_q becomes comparable to R_q .

6.2 Ising model on the weakly curved lattices

6.2.1 The model

In this section, we study the classical Ising model with Hamiltonian (2.34) on a series of weakly curved lattices constructed by tessellation of triangles with non-constant co-

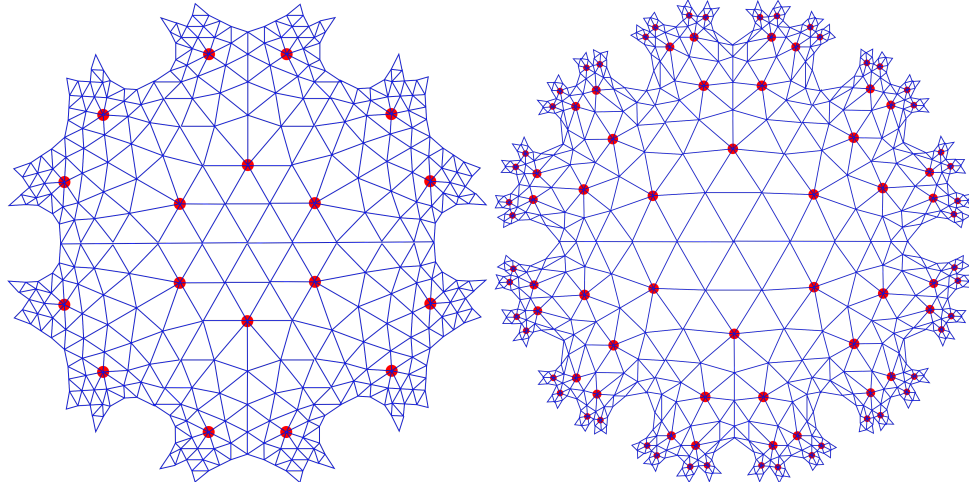


Figure 6.13: The mixed lattices for $n = 1$ (left) and $n = 2$ (right) in iteration $k = 5$. The filled circles denote the exceptional lattice sites with the coordination number seven, and number of the exceptional sites is 90 in the left and 18 in the right, c.f. (6.26).

ordination number q , which oscillates between integer values six and seven. The corresponding lattices are denoted as *mixed* lattices and the vertices with coordination number seven are referred to as *exceptional* sites. They are distributed regularly throughout the originally flat Euclidean $(3,6)$ lattice with the typical distance between nearest exceptional sites proportional to an integer n . Two examples of such lattice geometry are depicted in Fig. 6.13. This concept is motivated by the fact that, assuming unit length of the lattice edges, although the $(3,7)$ lattice exhibits the least absolute value of the Gaussian curvature κ among the hyperbolic $(3, q \geq 7)$ lattices, it is still far more curved than the Euclidean $(3,6)$ lattice. Indeed, the curvature radius $R = 1/\sqrt{-K} \approx 0.917$ of the $(3,7)$ lattice (cf. (3.7)) is of the order of the unit lattice edge length $l = 1$, while $R = \infty$ on the Euclidean lattice. However, surfaces with averaged curvature radii in between, i. e., $0.917 < R < \infty$, can be constructed by varying the parameter n in the mixed lattices. As the integer n increases, the flat triangular $(3,6)$ lattice is approached, which allows us to quantify the effect of the non-zero curvature to the order-disorder phase transition.

The mixed lattices are generated according to the extension scheme

$$\begin{aligned} \tilde{\mathbf{L}}^{(k+1)} &= \mathbf{W}_B \mathbf{L}^{(k)}, \\ \tilde{\mathbf{R}}^{(k+1)} &= \mathbf{W}_B \mathbf{R}^{(k)}, \\ \tilde{\mathbf{C}}^{(k+1)} &= \begin{cases} \mathbf{W}_B \mathbf{L}^{(k)} \left(\mathbf{C}^{(k)} \right)^2 \mathbf{R}^{(k)} & \text{(at every } n^{\text{th}} \text{ step),} \\ \mathbf{W}_B \mathbf{L}^{(k)} \mathbf{C}^{(k)} \mathbf{R}^{(k)} & \text{(otherwise),} \end{cases} \end{aligned} \quad (6.23)$$

where the concept of the tensors \mathbf{W}_B , \mathbf{L} , \mathbf{R} and \mathbf{C} is analogous to the case of the $(3, q \geq 6)$ lattices in section 6.1.1. These processes are almost identical to the extension scheme in (6.2)-(6.4) for the $(3,6)$ lattice, but when k is a multiple of an integer parameter n ,

we insert an additional corner $\mathbf{C}^{(k)}$ in the extension process from $\mathbf{C}^{(k)}$ to $\tilde{\mathbf{C}}^{(k+1)}$. This process adds the exceptional lattice site with the coordination number seven whenever $(k \bmod n) = 0$. The tensors are initialized in the same manner as on the $(3, 6)$ lattice. Note that we used the extension process of $\mathbf{L}^{(k)}$ and $\mathbf{R}^{(k)}$ as in (6.2) and (6.3). This restriction keeps the corner $\mathbf{C}^{(k)}$ symmetric to the spatial inversion; the property is convenient for numerical calculations by the CTMRG method. On the other hand, this simplification introduces a slight inhomogeneity to the lattice, which should be considered carefully.

I. Coordination number Examining the extension process in (6.23), the total number $\mathcal{N}_n(k)$ of the lattice sites in the whole lattice area $(\mathbf{C}^{(k)})^6$ in iteration k is calculated as [Gendiar et al., 2014]

$$\mathcal{N}_n(k) = 1 + 12 \sum_{j=1}^k j 2^{M_n(nM_n(k,1)+n, j)}, \quad (6.24)$$

where $M_n(m, j)$ is the floor function

$$M_n(m, j) = \left\lfloor \frac{m-j}{n} \right\rfloor \equiv \max \left\{ i \in \mathbb{Z} \mid i \leq \frac{m-j}{n} \right\}. \quad (6.25)$$

In the same manner, we can obtain the number of the exceptional sites [Gendiar et al., 2014]

$$\mathcal{S}_n(k) = 6 \left[2^{M_n(k,1)} - 1 \right] \quad (6.26)$$

for any set of n and k .

Considering the asymptotic limit $k \rightarrow \infty$, the ratio between $\mathcal{S}_n(k)$ and $\mathcal{N}_n(k)$ leads to the average density of the exceptional sites

$$\lim_{k \rightarrow \infty} \frac{\mathcal{S}_n(k)}{\mathcal{N}_n(k)} = \frac{1}{2n(3n+1)}. \quad (6.27)$$

As a result, the averaged coordination number is

$$q_n = 6 + \frac{1}{2n(3n+1)}. \quad (6.28)$$

Note that $q_\infty = 6$ is the coordination number of the $(3, 6)$ lattice. Using the notation q_n thus defined, we denote the lattice constructed by (6.23) as the $(3, q_n)$ lattice.

Length of the system lattice border $\mathcal{P}_n(k)$ in iteration k is another essential quantity that characterizes the geometry of the $(3, q_n)$ lattice. The analytic formula of $\mathcal{P}_n(k)$ can be obtained as [Gendiar et al., 2014]

$$\mathcal{P}_n(k) = 12 \left[k - nM_n(k, 1) + n \sum_{j=1}^{M_n(k,1)} 2^j \right]. \quad (6.29)$$

It should be noted that the ratio of the boundary sites to the total number of the lattice sites in the asymptotic limit

$$\lim_{k \rightarrow \infty} \frac{\mathcal{P}_n(k)}{\mathcal{N}_n(k)} = \frac{2}{3n+1} \quad (6.30)$$

is finite and inversely proportional to n^{-1} . Such a dominance of the boundary sites over all lattice sites is a characteristic feature of the hyperbolic lattices. The center of the $(3, q_n)$ lattice, which represents our research target, the thermodynamic property of which we study, is, thus, surrounded by a wide system boundary.

II. Averaged curvature The hyperbolic nature of the $(3, q_n)$ lattice arises from the presence of the exceptional lattice sites which are distributed in a sparse manner. Thus, when we consider the curvature of the $(3, q_n)$ lattice, we have to take a certain average over the system. Apparently, such an averaged curvature is dependent on the parameter n , and we write it as κ_n in the following. Using (3.7), we evaluate the averaged curvature of the $(3, q_n)$ lattice with unit lattice edge length by

$$\kappa_n = - \left[2 \operatorname{arccosh} \left(\frac{\cos(\pi/p)}{\sin(\pi/q_n)} \right) \right]^2. \quad (6.31)$$

Substituting the asymptotic expression $q_n = 6 + 1/6n^2$ from (6.28) into (6.31), we obtain

$$\kappa_n \sim -\frac{2}{3\pi} n^{-2} \quad (6.32)$$

with the dominant coefficient $2/3\pi \approx 0.212$ for large n . Hence, the averaged curvature on the $(3, q_n)$ lattice $\kappa_n \propto -n^{-2}$.

6.2.2 Numerical results

We study the phase transition of the Ising model on the sequence of the non-Euclidean $(3, q_n)$ lattices, in particular,

$$(3, q_1), \quad (3, q_2), \quad (3, q_3), \quad \dots, \quad (3, q_\infty). \quad (6.33)$$

Without loss of generality, the coupling constant J and the Boltzmann constant k_B are set to unity. All thermodynamic functions are considered in dimensionless units. The Boltzmann weight tensor \mathbf{W}_B of the elementary lattice rhombus characterized by spins $\sigma_a, \sigma_b, \sigma_c, \sigma_d$ is given by

$$\begin{aligned} \mathbf{W}_B(\sigma_a, \sigma_b, \sigma_c, \sigma_d) = \exp & \left[\frac{J}{2k_B T} (\sigma_a \sigma_b + \sigma_b \sigma_c + \sigma_c \sigma_d + \sigma_d \sigma_a + \right. \\ & \left. + 2\sigma_b \sigma_d) + \frac{h}{6k_B T} (\sigma_a + 2\sigma_b + \xi \sigma_c + 2\sigma_d) \right], \end{aligned} \quad (6.34)$$

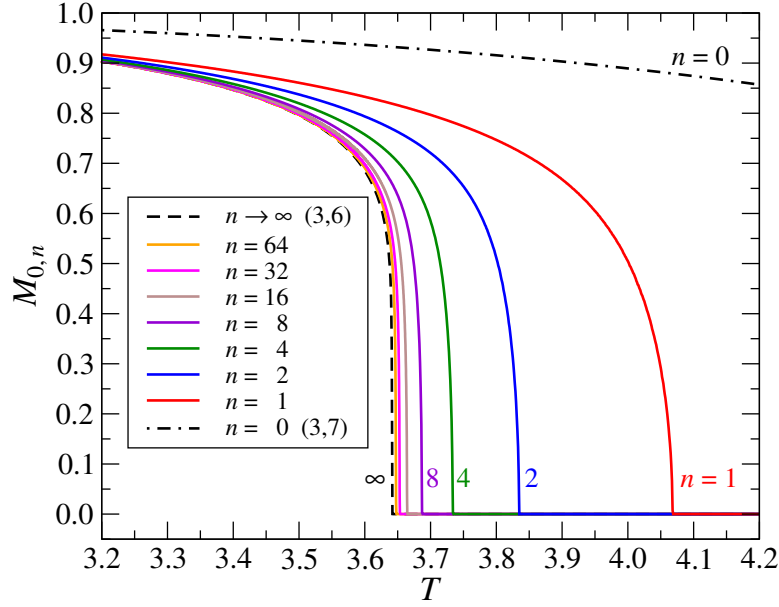


Figure 6.14: Temperature dependence of the spontaneous magnetization $M_{0,n}(T)$ on the $(3, q_n)$ and $(3, 7)$ lattices.

which differs from (6.1) (with $q = 6$) only by the pre-factor ξ in $\xi \sigma_c$. Normally, we set $\xi = 1$, and ξ is set to zero when over-counting of interaction with external field h happens at each exceptional lattice point. The reduced density matrix $\rho_n^{(k)}$ is calculated according to the standard definition (4.32), where we use the normalized tensor $\mathbf{A}_n^{(k)} = [\mathbf{C}^{(k)}]^3$ (cf. (4.52)).

In our numerical calculations by CTMRG, we keep up to $m = 200$ block spin states, where we have confirmed that all the data are converged with respect to m . As the iteration number k increases, $\mathbf{C}^{(k)}$ approaches its thermodynamic limit during the numerical calculations. Note that $\mathbf{C}^{(k)}$ possesses a minor dependence on k , since we keep inserting of the exceptional lattice sites at every n^{th} extension step in accord with (6.23). We can either consider the cases where k is multiple of n or take the average among the minor fluctuations. There is, however, no qualitative difference in the two choices, and we have chosen the latter one. Again, we focus on the thermodynamic quantities deep inside the system in order to suppress the boundary effects.

The spontaneous magnetization for the series of $(3, q_n)$ lattices

$$M_{0,n}(T) \equiv M_n(h = 0, T) = \frac{\text{Tr}(\sigma_\ell \rho_n)}{\text{Tr} \rho_n} \quad (6.35)$$

evaluated on the spin σ_ℓ at the center of the lattice system is displayed in Fig. 6.14. For comparison, we also show the magnetization on the flat $(3, 6)$ lattice, denoted by

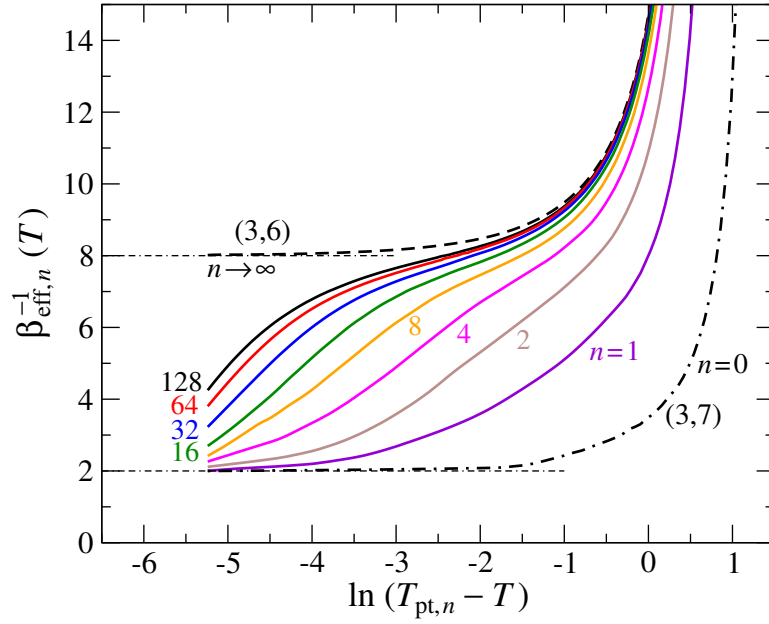


Figure 6.15: Inverse of the effective magnetic exponent $\beta_{\text{eff},n}(T)$ as a function of the logarithmic distance from the transition temperature.

$n \rightarrow \infty$, as well as on the hyperbolic $(3,7)$ lattice, denoted by $n = 0$. Analogous notation by the subscript n is also used for other thermodynamic quantities. The phase transition temperature $T_{\text{pt},n}$ monotonously decreases with n and approaches the analytically known value $T_{\text{pt},\infty} \equiv T_{\text{pt}}^{(6)} = 4/\ln 3 \sim 3.64096$ [Baxter, 1982] on the flat $(3,6)$ lattice. Roughly speaking, the difference $T_{\text{pt},n} - T_{\text{pt},\infty}$ is inversely proportional to n .

In order to detect the magnetic exponent β_n in the scaling relation $M_{0,n}(T) \propto (T_{\text{pt},n} - T)^{\beta_n}$, we use the numerical derivative to calculate the effective exponent

$$\beta_{\text{eff},n}(T) = \frac{\partial \ln M_{0,n}(T)}{\partial \ln (T_{\text{pt},n} - T)}, \quad (6.36)$$

within the ferromagnetic ordered phase $T \leq T_{\text{pt},n}$. Figure 6.15 shows $\beta_{\text{eff},n}(T)$ thus obtained. When $T_{\text{pt},n} - T$ is relatively large, $\beta_{\text{eff},n}(T)$ follows the Ising universality value $\beta = \frac{1}{8}$, however, in the neighbourhood of the transition temperature $T_{\text{pt},n}$, the magnetic exponent $\beta_{\text{eff},n}$ for finite n increases and tends to $\beta_n = \frac{1}{2}$, the value which represents the mean-field universality class.

The critical exponent δ_n associated with the response of the magnetization to the uniform magnetic field h at the phase transition temperature $T_{\text{pt},n}$ in the scaling relation

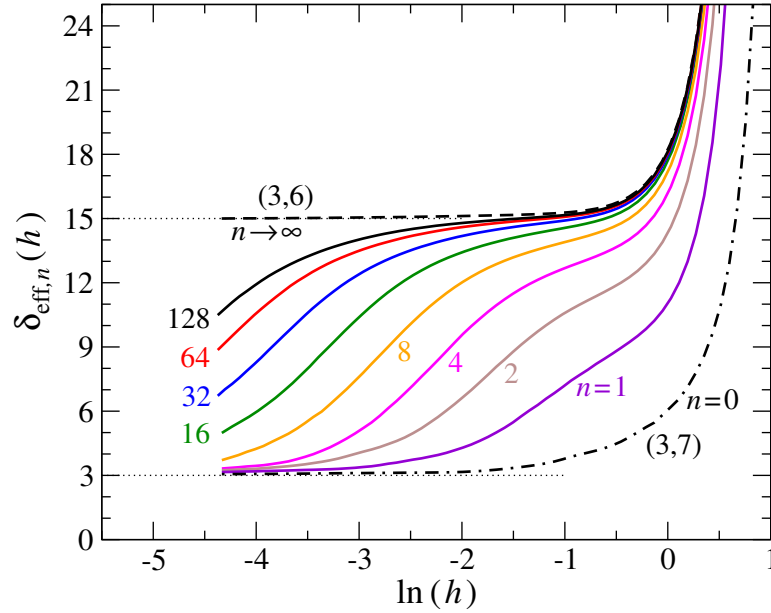


Figure 6.16: Effective exponent $\delta_{\text{eff},n}(h)$ with respect to the logarithm of the external magnetic field h at the phase transition temperature $T_{\text{pt},n}$.

$M_n(h, T = T_{\text{pt},n}) \propto h^{1/\delta_n}$ is evaluated in a similar manner. The effective exponent

$$\delta_{\text{eff},n}(h) = \left[\frac{\partial \ln M_n(h, T = T_{\text{pt},n})}{\partial \ln h} \right]^{-1} \quad (6.37)$$

obtained by numerical derivative in the limit $h \rightarrow 0$ is shown in Fig. 6.16. The observed behaviour qualitatively agrees with that of the magnetic exponent $\beta_{\text{eff},n}$ depicted in Fig. 6.15. The Ising universality value $\delta = 15$ is obtained for the flat (3,6) lattice only. It is obvious that the effective exponent $\delta_{\text{eff},n}(h)$ deviates from the Ising one when the external field becomes small, and it again approaches the mean-field value $\delta_{\text{eff},n}(h \rightarrow 0) = 3$ for any finite n .

The internal energy per bond at the center of the system is

$$E_{\text{int},n}(h = 0, T) = -J \frac{\text{Tr}(\sigma_\ell \sigma_{\ell'} \rho_n)}{\text{Tr} \rho_n}, \quad (6.38)$$

where σ_ℓ and $\sigma_{\ell'}$ denote two neighbouring spins at the center. Figure 6.17 shows the specific heat $C_{h,n}(h = 0, T) = \partial E_{\text{int},n}(h = 0, T) / \partial T$, which is obtained by taking the numerical derivative of $E_{\text{int},n}(h = 0, T)$ with respect to the temperature T . The maxima of the specific heat for large n are not obtained precisely, because $E_{\text{int},n}(h = 0, T)$ around $T = T_{\text{pt},n}$ is very sensitive to a tiny numerical error. The discontinuity in $C_{h,n}(h = 0, T)$ for finite n supports the fact that the transition is of the mean-field nature. Note that

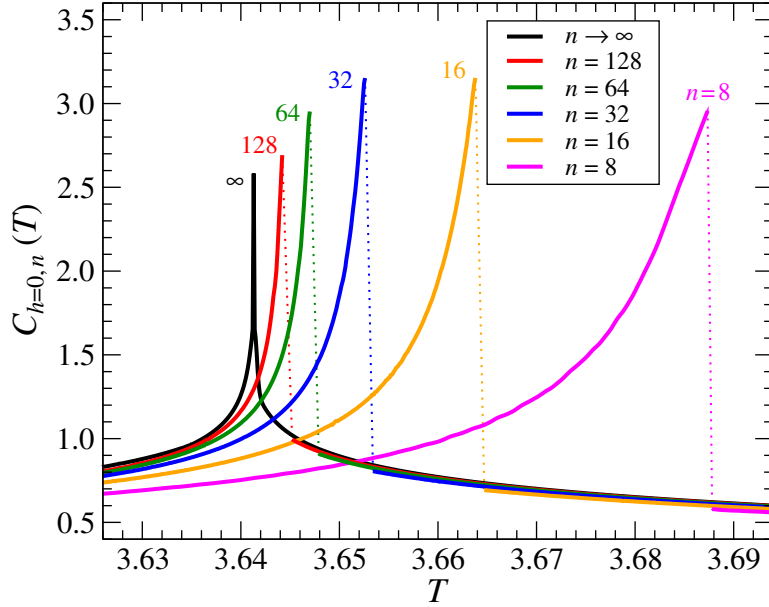


Figure 6.17: The specific heat $C_{h,n}(h=0, T)$ on the $(3, q_n)$ lattices.

the specific heat, $C_{h,n}(h=0, T)$, in the disordered region $T \geq T_{\text{pt},n}$ for various n is close to $C_{h,\infty}(h=0, T)$ on the flat $(3, 6)$ lattice. This suggests a transient behaviour from the Ising universality to the mean-field one which happens within the disordered phase.

As an independent measure of the phase transition, we look at the entanglement entropy S_n , which can be directly computed from the reduced density matrix spectrum

$$S_n(T) = -\text{Tr}(\rho_n \ln \rho_n), \quad (6.39)$$

where the reduced density matrices are normalized satisfying the condition $\text{Tr} \rho_n = 1$. Figure 6.18 shows $S_n(T)$, where the peak values, $S_n(T_{\text{pt},n})$, are shown in the inset. If the curvature radius $R_n = \sqrt{-\kappa_n}$ controls the typical length scale at the transition temperature, it is expected that $S_n(T_{\text{pt},n})$ behaves as

$$S_n(T_{\text{pt},n}) \sim \frac{c}{6} \ln R_n, \quad (6.40)$$

where c is the central charge of the system. As shown in Fig. 6.18, the increase in $S_n(T_{\text{pt},n})$ is close to the value $(\ln 2)/12 = 0.05776$ when n doubles, and the fitted value of the slope in the inset gives $c \sim 0.48$. This value is consistent with $c = 1/2$ in the Ising universality class. For this reason, our conjecture about the presence of the typical length scale at $T_{\text{pt},n}$, which is proportional to n ($R_n \propto 1/n$), is numerically supported.

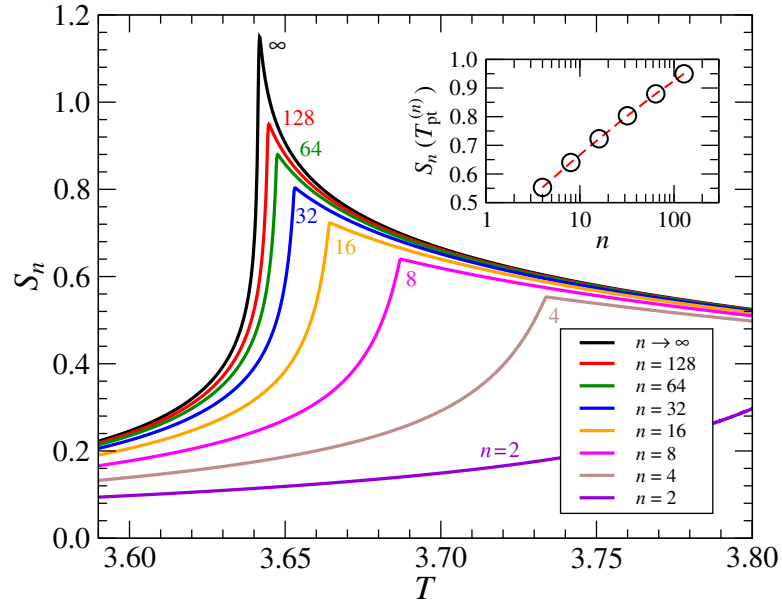


Figure 6.18: Temperature dependence of the entanglement entropy $S_n(T)$ with respect to n .

7 Quantum spin models on hyperbolic lattices

In this chapter we apply the Tensor Product Variational Formulation (TPVF) described in section 5 to quantum spin systems in the thermodynamic limit on the (p, q) hyperbolic lattices and the $(4, 4)$ Euclidean lattice. First, we investigate the effect of the changing lattice parameter p on the series of $(p, 4)$ lattices with constant coordination number $q = 4$, where $p \in \{5, 6, \dots, 11\}$. We analyze the critical phenomena of the transverse field Ising model (TFIM), the XY and the modified Heisenberg model. In analogy to previous studies of classical spin models on these hyperbolic lattices [Ueda et al., 2007, Krčmár et al., 2008a], we expect fast convergence of the phase transition magnetic field of the quantum TFIM as well as the ground-state energies of the quantum XY and the modified Heisenberg models toward the asymptotic case $p \rightarrow \infty$, which represents the Bethe lattice [Krčmár et al., 2008a]. Numerical results presented in the following sections are in complete agreement with the expectations. The key feature of this work is the consequent indirect analysis of the quantum TFIM, XY, and Heisenberg models on the Bethe lattice with coordination number four, which has not been considered yet.

An analogous study is performed on the complementary set of the $(4, q)$ lattices, where the transverse field Ising model is investigated. Here, we determine the phase transition fields on the respective lattices by maximizing the von Neumann entropy of the system. Assuming the results of the studies of the classical Ising model on the (p, q) lattices [Gendiar et al., 2012, Serina et al., 2016], asymptotically linear dependence of the transition field on the coordination number q was expected. However, the numerical results indicate the polynomial behaviour. Complete results for these quantum models on the series of the $(4, q)$ lattices will be published elsewhere.

7.1 Spin models on the $(p, 4)$ lattices

7.1.1 The model

We study the ground-state properties and the phase transition of the quantum TFIM, XY, and modified Heisenberg models in the thermodynamic limit on a series of hyperbolic $(p, 4)$ lattices with the lattice parameter $p \in \{5, 6, \dots, 11\}$. Apart from the set, we include two additional cases: $p = 4$ being the Euclidean square lattice and the asymptotic case $p \rightarrow \infty$, which is associated to the Bethe lattice. The Euclidean $(4, 4)$ lattice serves as the reference lattice, which allows us to compare the results obtained by TPVF with the outcomes of other numerical algorithms. Thus we can estimate the numerical inaccuracy of the TPVF algorithm, which varied from 1.2% in the XY model to 3.7% in TFIM at the phase transition. Analogous results for models on hyperbolic lattices are not available yet. We, however, expect significantly higher accuracy of the TPVF results on hyperbolic lattices, which are of our main interest, than on the Euclidean one, as already mentioned in section 5.

The Hamiltonian of the three models is given by formula (5.1), where the spin variables are positioned in the lattices vertices. We consider the ferromagnetic Ising and the XY model with $J_{xy} = 0, J_z = J$ and $J_{xy} = J, J_z = 0$, respectively. Without loss of generality, we set $J = 1 > 0$. The modified Heisenberg model is specified by the choice $J_{xy} = J = 1$,

$J_z = -J = -1$, which corresponds to the unitary transformation of the antiferromagnetic Heisenberg model with $J_{xy} = -1$, $J_z = -1$ if the coordination number q is even, as discussed in section 2.2.2. The results for this specific type of the Heisenberg model may differ from the exact results, since the ground-state is antiferromagnetic if p is even. However, in case $p = 4$, a simple calculation confirms that the classical system corresponding to the optimal tensor Z_p in the role of the classical Boltzmann weight tensor \mathbf{W}_B is ferromagnetic. Moreover, the relative error of the ground-state energy $E_0^{(4)}$ of this model if compared to the reference value [Xie et al., 2012] is 2.2% only. In case p is odd, exact diagonalization for small lattice systems suggests that the ground-state is ferromagnetic, although we have not managed to prove this property in general yet.

7.1.2 Numerical results

I. The transverse field Ising model The TFIM undergoes a quantum phase transition²⁷ at a nonzero magnetic field $h_t^{(p)} > 0$, where we explicitly emphasize its dependence on the lattice geometry. The nonzero spontaneous magnetization $\langle S^z(h) \rangle$ in the ordered phase at $h < h_t^{(p)}$ breaks the spin-inversion symmetry, which results in approximately twice larger set of the free variational parameters $N_{\text{Ising}}^{(p)}$ in the TPVF algorithm if compared to $N_{\text{Heis}}^{(p)}$ in the XY and Heisenberg models, cf. table 5.1. The computational time for a particular fixed field h is, therefore, significantly prolonged. Moreover, in order to screen the vicinity of the phase transition field $h_t^{(p)}$, multiple calculations for a sequence of magnetic fields h had to be performed. As a consequence, in order to restrict the total computational time, we have analyzed the TFIM on the hyperbolic lattices up to $p = 10$ only. (Notice that the number of block spins states kept was $m = 20$ for $p \in \{4, 5, \dots, 8\}$, and only $m = 4$ for $p \in \{9, 10\}$, which was sufficient due to exponentially weak correlations caused by the hyperbolic lattice geometry [Gendiar et al., 2012]; any further increase of the states kept m has not improved the numerical calculations significantly).

We have analyzed the phase transition of the TFIM by the expectation value of the spontaneous magnetization $\langle S_p^z \rangle$ as well as by the magnetic susceptibility χ_p . Solving the minimization problem in (5.9), we received the optimal tensor elements $W_p^*(\{\sigma\})$, which uniquely define the approximative ground state $|\Psi_p^*\rangle$ via (5.5). Once $|\Psi_p^*\rangle$ has been constructed, we evaluated the spontaneous magnetization

$$\langle S_p^z \rangle = \frac{\langle \Psi_p^* | \sigma_\ell^z | \Psi_p^* \rangle}{\langle \Psi_p^* | \Psi_p^* \rangle}, \quad (7.1)$$

where ℓ labels an arbitrary spin in the central polygon of the lattice in order to suppress boundary effects. Here, $\langle S_p^z \rangle$ denotes the order parameter of TFIM and specifies the quantum phase transition at the phase transition field. The resulting dependence of

²⁷We intentionally avoid the terms *critical point*, *critical field* and the corresponding index C on hyperbolic lattices, since the studies of the classical models on these lattices [Iharagi et al., 2010, Gendiar et al., 2012] conjecture that the correlation length ξ remains finite at the transition. Analogous behaviour in case of quantum systems is also expected.

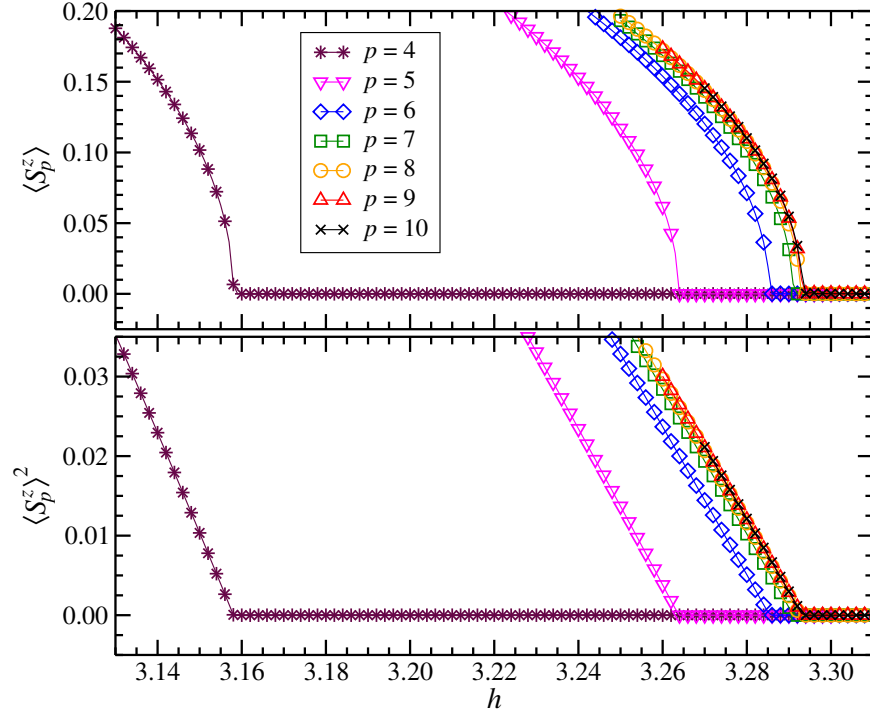


Figure 7.1: The spontaneous magnetization $\langle S_p^z \rangle$ (the upper graph) and its square $\langle S_p^z \rangle^2$ (the lower graph) in the vicinity of the phase transitions with respect to the magnetic field h for $p \in \{4, 5, \dots, 10\}$.

the magnetization $\langle S_p^z \rangle$ with respect to the magnetic field h near the phase transition field $h_t^{(p)}$ is plotted in the upper graph of Figure 7.1. The quantum phase transition of the TFIM is characterized by a non-analytic behaviour of the magnetization curve, when $\langle S_p^z \rangle \rightarrow 0$ if approaching the phase transition field $h \rightarrow h_t^{(p)}$ from the ordered phase ($h < h_t^{(p)}$).

The phase transition exponent β_p , which depends on the lattice geometry, describes the singularity through the scaling relation in the ordered phase, cf. (2.75),

$$\langle S_p^z(h) \rangle \propto (h_t^{(p)} - h)^{\beta_p}. \quad (7.2)$$

Figure 7.1 (the lower graph) shows the squared transversal magnetization $\langle S_p^z \rangle^2$, where we point out the linearity of the squared magnetization if approaching the phase transition field $h_t^{(p)}$. Such a dependence confirms the mean-field exponent $\beta_p = \frac{1}{2}$ regardless of the lattice parameter p , which results in the mean-field-like behaviour of the TFIM if approaching the phase transition. The incorrect mean-field-like behaviour near the phase transition on the Euclidean lattice represented by the mean-field value $\beta_4 = \frac{1}{2}$ is

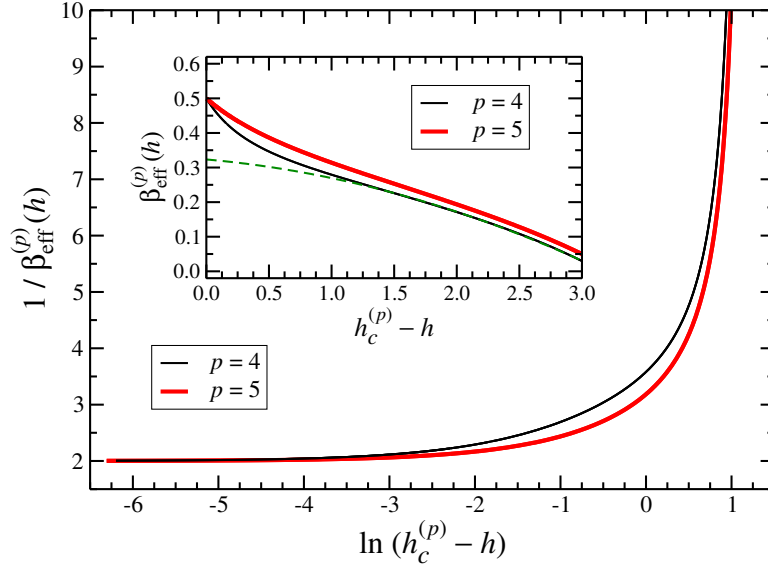


Figure 7.2: The detailed dependence of the inverse effective magnetic exponent $\beta_{\text{eff}}^{(p)}(h)$ on the magnetic field in the logarithmic form for the Euclidean (4,4) and the pentagonal (5,4) lattice. The inset shows the effective exponent at wider magnetic field scale. The green dashed line estimates behaviour of the correct effective exponent for the Euclidean lattice.

attributed to the exclusion of long-range correlations caused by the TPS approximation (5.5) which is built up by the tensors W_4 of the too low dimension. As a reference, the numerical TRG analysis [Xie et al., 2012] gives correct $\beta_4^{\text{TRG}} = 0.3295$ on the Euclidean (4,4) lattice, which is also in agreement with Monte Carlo simulations.

A more detailed analysis of the influence of the TPS approximation near the phase transition can be visualized by evaluating the effective (magnetic-field dependent) exponent $\beta_{\text{eff}}^{(p)}(h)$, which converges to β_p when approaching the phase transition field $h_t^{(p)}$

$$\beta_p = \lim_{h \rightarrow h_t^{(p)}} \beta_{\text{eff}}^{(p)}(h) = \lim_{h \rightarrow h_t^{(p)}} \frac{\partial \ln \langle S_p^z(h) \rangle}{\partial \ln (h_t^{(p)} - h)}. \quad (7.3)$$

Figure 7.2 shows the dependence of $\beta_{\text{eff}}^{(p)}(h)$ on the magnetic field in case of the Euclidean (4,4) and the pentagonal (5,4) lattice. The effective exponent obviously converges to the mean-field exponent $\beta_p = \frac{1}{2}$ for both lattice types if the phase transition field is approached from the ordered phase, i.e., if $\ln(h_t^{(p)} - h) \rightarrow -\infty$. The inset shows the same dependence on larger scales. The critical exponent on the square lattice (the black curve for $p = 4$) starts deviating at around $h > 2.0$ from the expected exponent (estimated by the blue dashed curve), which is known to converge to $\beta_4^{\text{TRG}} = 0.3295$ [Xie et al., 2012].

p	4	5	6	7
$h_t^{(p)}$	3.158034	3.263825	3.285405	3.291055
$\Delta^{(p)}$	1×10^{-6}	1×10^{-6}	1×10^{-6}	1×10^{-6}
p	8	9	10	∞
$h_t^{(p)}$	3.292647	3.293113	3.293263	3.29332
$\Delta^{(p)}$	2×10^{-6}	2×10^{-6}	5×10^{-6}	1×10^{-5}

Table 7.1: The phase transition fields $h_t^{(p)}$ of the TFIM including the estimated errors $\Delta^{(p)}$ with respect to the lattice parameter p .

Knowing that $\beta_{\text{eff}}^{(p)}(h)$ is expected to converge to $\beta_p = \frac{1}{2}$ at the transition field $h_t^{(p)}$, the value of $h_t^{(p)}$ can be determined at high precision. It is performed by varying $h_t^{(p)}$ in (7.3) so that $1/\beta_{\text{eff}}^{(p)}(h)$ is as close as possible to the value 2 as $\ln(h_t^{(p)} - h) \rightarrow -\infty$.

The phase transition fields $h_t^{(p)}$, calculated according to the above mentioned method, are summarized in Table 7.1 together with their errors $\Delta^{(p)}$. Notice that $\Delta^{(p)}$ represents only the error of the method providing that the calculated magnetization $\langle S_p^z \rangle$ is considered accurate. The most relevant value of the critical magnetic field for the TFIM on the Euclidean (4,4) lattice by the TRG algorithm yields $h_t^{(4),\text{TRG}} = 3.0439$ [Xie et al., 2012]. The relative error of our result is thus 3.7%. The data are graphically plotted in Fig. 7.3, whereas the error bars are too small to be displayed.

The monotonically increasing and rapidly saturating curve $h_t^{(p)}$ allows us to perform a meaningful extrapolation estimate of the transition field $h_t^{(\infty)}$ on the Bethe lattice. The fitting function is proposed in the form

$$h_t^{(p)} = h_t^{(\infty)} + a_1 \exp(a_2 p), \quad (7.4)$$

where $h_t^{(\infty)}$, a_1 , and a_2 are the fitting parameters, which were determined in the following way. First we defined a function $f(h)$, which returns the residual sum of squares (RSS) of the linear regression $\ln|h - h_t^{(p)}| = \ln|a_1| + a_2 p$. Then, $h_t^{(\infty)}$ was chosen as the argument, which minimizes the function $f(h)$. The corresponding linear regression $\ln|h_t^{(\infty)} - h_t^{(p)}| = \ln|a_1| + a_2 p$ specifies the parameters a_1 and a_2 . If considering another way, $h_t^{(\infty)}$ is such a value that the curve $\ln|h_t^{(\infty)} - h_t^{(p)}|$ is as close as possible to a line, where the closeness is measured by the RSS. Applying this exponential fitting function to the critical magnetic fields $h_t^{(p)}$ for $p \in \{6, \dots, 10\}$ ²⁸, we calculated the asymptotic phase transition field of

²⁸We excluded $h_t^{(4)}$ from the fit, since TPVF is less accurate on the Euclidean lattice. The point $h_t^{(5)}$ was also excluded in order to restrict the fit to the tail of the curve.

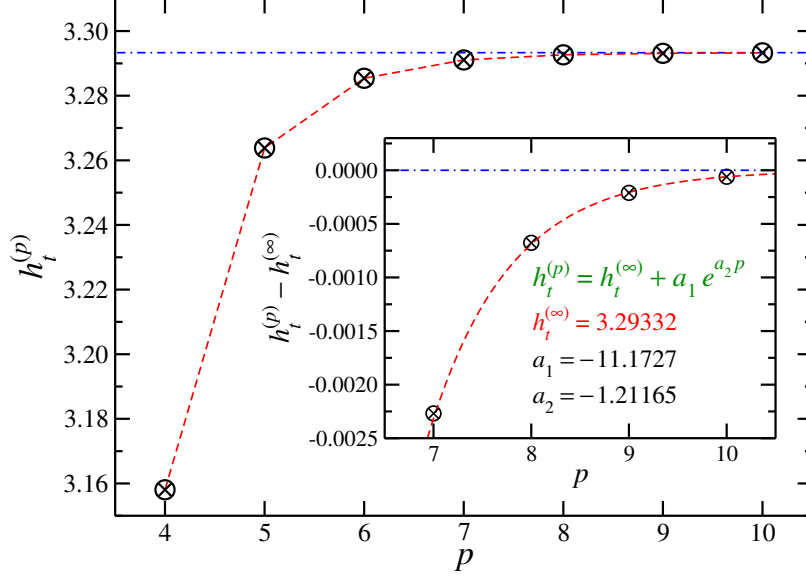


Figure 7.3: The phase transition field $h_t^{(p)}$ of the TFIM with respect to the lattice parameter p . The horizontal dot-dashed line represents the estimated asymptotic value $h_t^{(\infty)} = 3.29332$.

the TFIM on the Bethe lattice $h_t^{(\infty)} = 3.29332$ as listed in Table 7.1.

Another independent way of obtaining (and confirming) the phase transition fields $h_t^{(p)}$ can be carried out by analyzing the magnetic susceptibility

$$\chi_p = -\frac{\partial^2 E_0^{(p)}}{\partial h^2}. \quad (7.5)$$

The functional dependence of the susceptibility on the magnetic field h is shown in Fig. 7.4. A non-diverging discontinuity of χ_p occurs at the identical phase transition fields $h_t^{(p)}$, which we have determined above by the spontaneous magnetization analysis and are depicted by the vertical dot-dashed lines. The inaccuracy comes from performing the second derivative in (7.5) numerically, and the additional improvement rests in decreasing the spacing interval δh , i.e, in shrinking the distance between the magnetic fields, at which the ground-state energy is evaluated by TPVF. In the limit $\delta h \rightarrow 0$, the magnetic susceptibility undergoes a discontinuous jump at $h_t^{(p)}$. It is obvious that there is no significant difference between the phase transition magnetic fields $h_t^{(p)}$ obtained by the analysis of the transverse magnetization $\langle S_p^z \rangle$ and the magnetic susceptibility χ_p .

Except for the analysis of the phase transition by the spontaneous magnetization $\langle S_p^z \rangle$ and the magnetic susceptibility χ_p , the field dependence of the set of the optimal free variational parameters $W_p^*(\theta_j)$ also provides helpful information about the phase

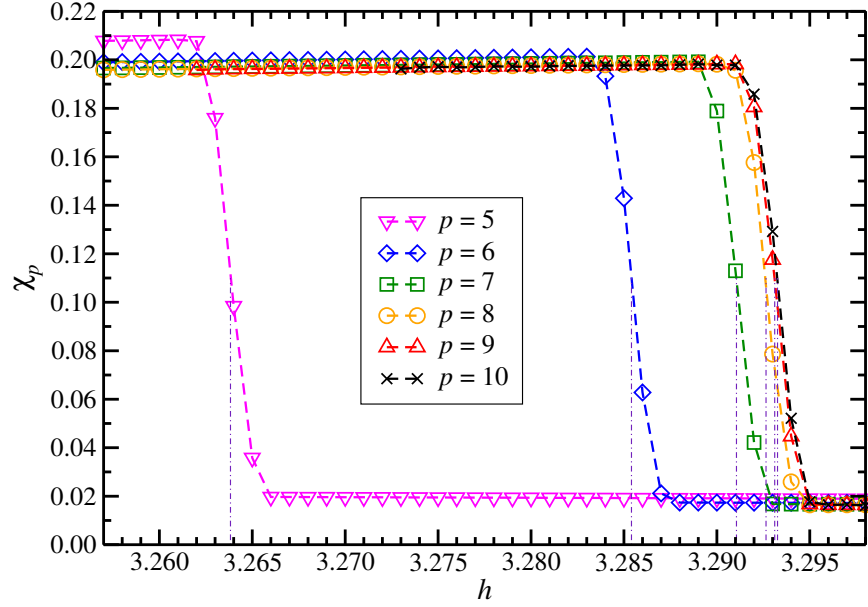


Figure 7.4: The magnetic susceptibility χ_p of the TFIM as a function of the magnetic field h for the hyperbolic lattices with $p \in \{5, \dots, 10\}$. The vertical dot-dashed lines serve as guides for the eye and correspond to the phase transitions $h_t^{(p)}$.

transition $h_t^{(p)}$. The pairs of the optimal variational parameters $W_p^*(\theta_j)$ coupled by spin-inversion symmetry continuously collapse onto a single curve exactly at the phase transition $h_t^{(p)}$ determined by analysis of both the spontaneous magnetization and the magnetic susceptibility for all considered lattice geometries. However, due to the large number of the variational parameters $N_{\text{Ising}}^{(p)}$, we only plot the h -dependence of $W_p^*(\theta_j)$ in Fig. 7.5 and 7.6 for the Euclidean (4, 4) and the pentagonal (5, 4) lattice, respectively.

In the ordered phase at $h < h_t^{(p)}$, the distinct optimized values of the coupled parameters $W_p(\theta_j)$, as specified in Tabs. 5.2 and 5.3, reflect the existence of the spontaneous symmetry-breaking in the TFIM for both the lattice types. In the disordered phase at $h \geq h_t^{(p)}$, the four-parameter description coincides with the variational parameters $W_4(\Theta_i)$ and $W_5(\Theta_i)$. This confirms the relevance of the additional symmetries in such systems, where the spontaneous symmetry-breaking mechanism is not present, such as in the XY and Heisenberg systems at the zero magnetic field.

II. XY and modified Heisenberg models We study the XY and the modified Heisenberg models at zero magnetic field, where these models are known to be critical in the Euclidean space. Therefore, there is no preferred direction (the spin alignment) in the system on the Euclidean lattice at $h \geq 0$, and the spin-inversion symmetry is present. We expect that the models on hyperbolic lattices also exhibit the spin-inversion symme-

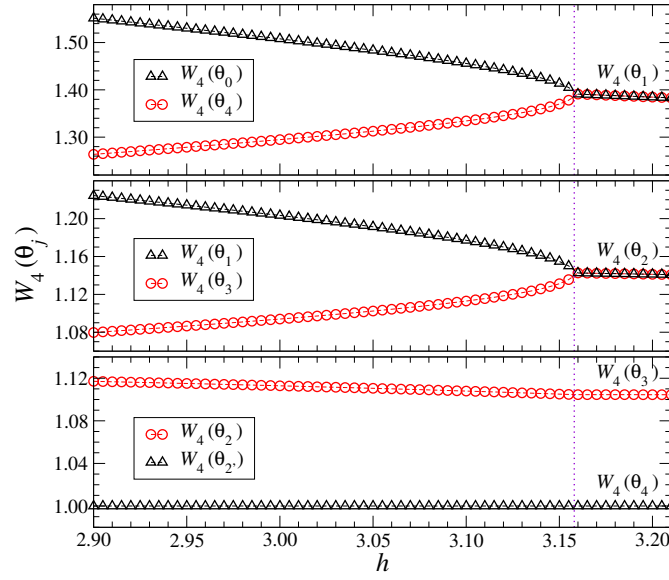


Figure 7.5: The magnetic field dependence of the variational parameters $W_4(\theta_j)$ on the Euclidean $(4,4)$ lattice. The dotted line marks the position of the transition field $h_t^{(4)} \approx 3.158$.

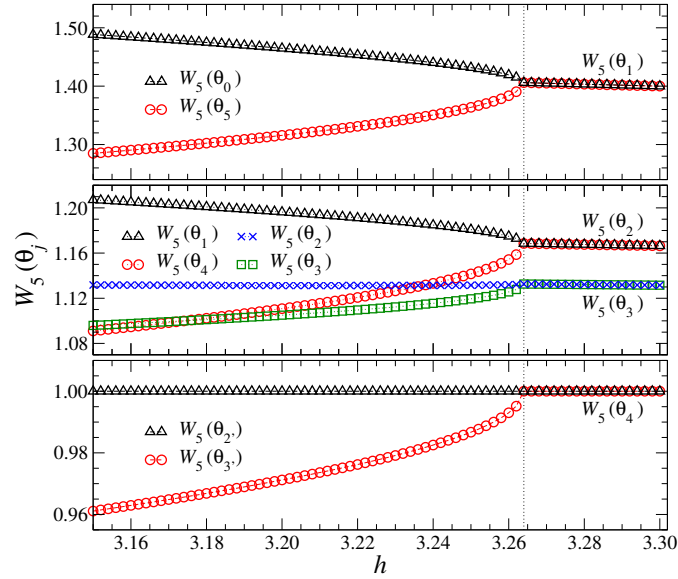


Figure 7.6: The magnetic field dependence of the variational parameters $W_5(\theta_j)$ on the hyperbolic $(5,4)$ lattice. The dotted line marks the position of the transition field $h_t^{(5)} \approx 3.264$.

p	$E_0^{(p)}$	
	XY	Heisenberg
4	-1.08456618	-1.3089136
5	-1.08151200	-1.2912704
6	-1.08097046	-1.2925639
7	-1.08086301	-1.2918936
8	-1.08084068	-1.2919769
9	-1.08083585	-1.2919403
10	-1.08083478	-1.2919460
11	-1.08083453	-1.2919437
∞	-1.08083446	-1.291944

Table 7.2: The ground-state energies per bond $E_0^{(p)}$ listed with respect to p for the modified Heisenberg and XY models. The number of states m of the multi-spin variables kept in renormalization process was $m = 20$ for $4 \leq p \leq 10$ and $m = 10$ for $p = 11$. The asymptotic estimate of $E_0^{(\infty)}$ corresponds to the model on the Bethe lattice.

try. It enables us to reduce the number of the free variational parameters $W_p(\theta_j)$ within the TPVF minimization part down to $N_{\text{Heis}}^{(p)}$ as listed in Table 5.1. Despite the significant reduction, the number of the free parameters $N_{\text{Heis}}^{(p)}$ still grows fast with respect to the increasing lattice parameter p . The computational time of the minimization algorithm is significantly prolonged due to (at least) linear dependence on the increasing number of the free variational parameters. Also, the algorithm may possibly be trapped in a local energy minimum and thus a series of initial conditions has to be tested in order to obtain the global energy minimum (or, at least, a sufficiently good approximation of it). For all these reasons, the calculations were stopped at $p = 11$ with respect to the constraints of our computational resources and time.

The ground-state energies $E_0^{(p)}$ obtained by the TPVF algorithm for both the XY and the modified Heisenberg models are summarized in Table 7.2. The energies $E_0^{(p)}$ remained identical even if the larger set of $N_{\text{Ising}}^{(p)}$ free variational parameters $W_p(\theta_j)$ in TPVF was used, whereby the optimal values of the parameters $W_p^*(\theta_j)$ coupled by spin-inversion symmetry were equal. These results witness the spin-inversion symmetry of the models on hyperbolic lattices. Recall that $E_0^{(p)}$ represents only an upper estimate of the true ground-state energy $\mathcal{E}_0^{(p)}$.

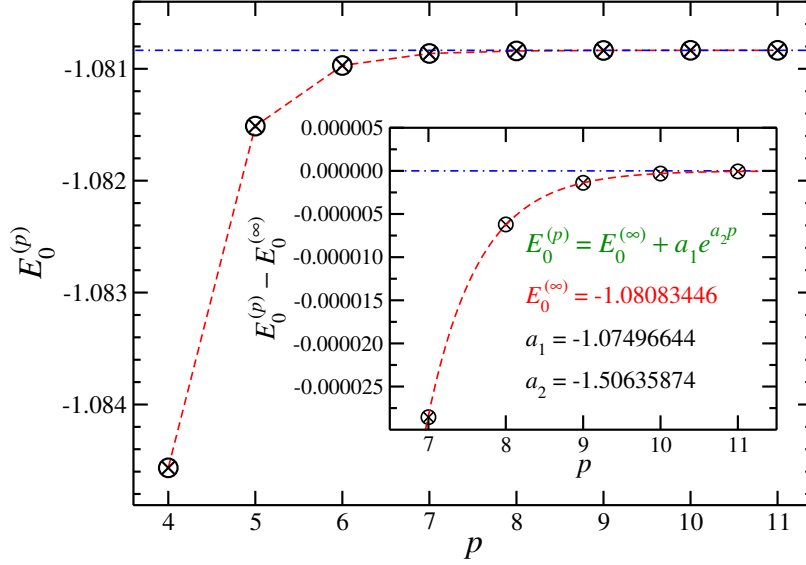


Figure 7.7: The ground-state energy $E_0^{(p)}$ of the XY model with respect to the lattice parameter $p \in \{4, 5, \dots, 11\}$. The inset shows the zoomed-in energy including the details of the fitting function.

The energies $E_0^{(4)}$ calculated by TPVF on the Euclidean (4,4) lattice for both the XY and the Heisenberg models are higher if compared to the results of the Monte Carlo simulations $E_0^{\text{XY,MC}} = -1.09765$, $E_0^{\text{Heis,MC}} = -1.33887$ [Sandvik and Hamer, 1999, Sandvik, 1997] (the respective relative errors are 1.2% and 2.2%). Again, because of the mean-field-like character of the TPS approximation, the TPVF algorithm is expected to be more accurate whenever a hyperbolic lattice geometry is considered [Daniška and Gendiar, 2015, Krčmár et al., 2008a], since any quantum spin model on hyperbolic lattice belongs to the mean-field universality class.

Figure 7.7 illustrates the monotonous and quickly saturating energy curve $E_0^{(p)}$ for the XY model with respect to the lattice parameter p . The inset depicts the tail of the curve in detail together with an exponential fit analogous to (7.4) applied to the five energies $E_0^{(7)}, \dots, E_0^{(11)}$. The parameters of the fit $E_0^{(\infty)}$, a_1 , and a_2 are listed in the inset of Fig. 7.7, where the dot-dashed line represents the estimate of the ground-state energy per bond of the quantum XY model on the Bethe lattice $E_0^{(\infty)} = \lim_{p \rightarrow \infty} E_0^{(p)} = -1.08083446$.

Analogously, the ground-state energies $E_0^{(p)}$ of the Heisenberg model are plotted in Fig. 7.8. Again, rapid convergence of the energy to the asymptotic values is obvious from the data. We assume that the physical origin of the non-monotonic convergence (saw-like pattern) of $E_0^{(p)}$ may be attributed to the fact that the modified Heisenberg model on the lattices with even p is a unitary transformation of the antiferromagnetic

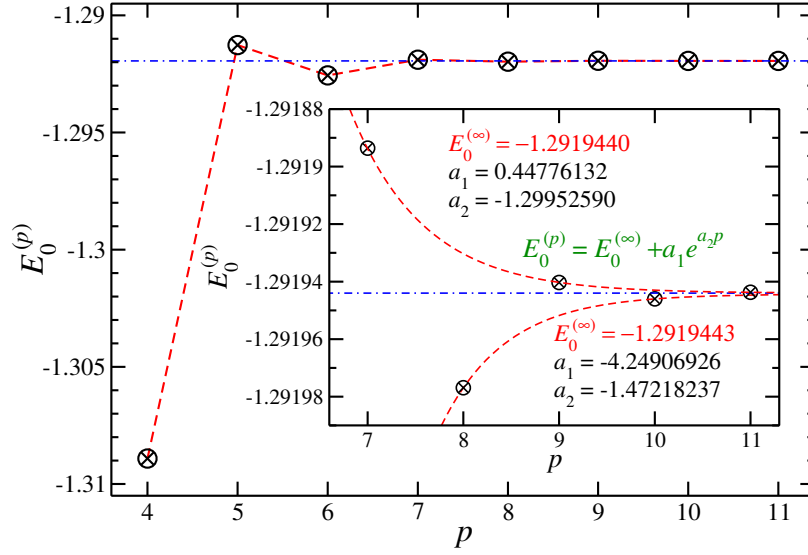


Figure 7.8: The ground-state energy $E_0^{(p)}$ of the modified Heisenberg model with respect to the lattice parameter $p \in \{4, 5, \dots, 11\}$. The fitting function parameters are shown in the inset.

Heisenberg model, while this is not the case if p is odd. However, a detailed analysis indicates that the exponential fitting function in (7.4) can successfully describe the data, if applied separately onto two sets: those with even $p \in \{6, 8, 10\}$ (the lower branch shown in the inset) and the odd $p \in \{5, 7, 9, 11\}$ (the upper branch). The fitting parameters of the two regressions are listed in the inset of Fig. 7.8. The lower and the upper branches yield the energies $E_0^{(\infty)} = -1.2919443$ and $E_0^{(\infty)} = -1.2919440$, respectively. With respect to an independent application of additional analogous fits, we found $E_0^{(\infty)} = -1.291944$ (all the digits are valid) to be considered as the correct estimate of the ground-state energy per bond of the Heisenberg model (both the modified and the antiferromagnetic versions) on the Bethe lattice.

We have not found any theoretical reasoning for the exponential convergence of the ground-state energies $E_0^{(p)}$ yet. However, if a power-law fitting function was applied instead, we obtained a less accurate fitting and greater RSS.

7.2 Spin models on the $(4, q)$ lattices

7.2.1 The model

In this section we apply the TPVF algorithm to study the quantum phase transition of the transverse field Ising model in the thermodynamic limit on the $(4, q)$ lattices, where $4 \leq q \leq 70$. Hence, we investigate the influence of the varying coordination number q on the ground-state properties, which is a complementary problem to the previous

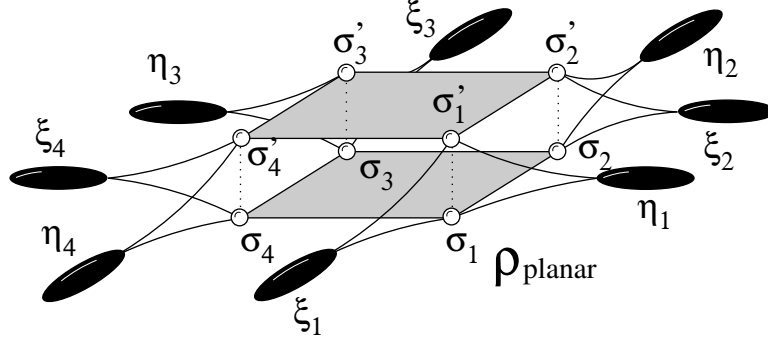


Figure 7.9: Construction of the planar density matrix $\hat{\rho}$ according to (7.8). The black-filled objects represent the multi-spin variables ξ_i, η_i which are summed over in (7.8). The double-layer structure in the center corresponds to the tensor $W_4(\{\sigma'\})W_4(\{\sigma\})$, which is surrounded by four tensors **C** and **T** in the identical alternating arrangement as in Fig. 4.7.

study on the $(p, 4)$ lattices. The number of the effective states which are kept after the renormalization procedure was set to $m = 10$ in all calculations.

In our analysis, we focused on the von Neumann entropy of the system given by formula (6.17). We introduce two kinds of the entropy - the linear entropy S_{linear} and the planar entropy S_{planar} , which differ in the definition of the density matrix used in (6.17). The linear entropy S_{linear} is produced by assuming the standard reduced density matrix ρ , given by the relation (4.32) equivalent to the partial trace of the tensor product \mathbf{C}^4 , i.e.,

$$S = -\text{Tr}(\rho \log_2 \rho). \quad (7.6)$$

The planar entropy is

$$S = -\text{Tr}(\hat{\rho} \log_2 \hat{\rho}), \quad (7.7)$$

where $\hat{\rho}$ is the "planar" density matrix, calculated as

$$\begin{aligned} \hat{\rho}(\{\sigma'\}|\{\sigma\}) &= W_4(\{\sigma'\})W_4(\{\sigma\}) \times \\ &\times \sum_{\substack{\xi_1, \xi_2, \xi_3, \xi_4 \\ \eta_1, \eta_2, \eta_3, \eta_4}} \prod_{i=1}^4 [\mathbf{C}(\{\sigma'_i \sigma_i\}, \xi_i, \eta_i) \mathbf{T}(\{\sigma'_i \sigma_i\}, \eta_i, \{\sigma'_{i+1} \sigma_{i+1}\}, \xi_{i+1})], \end{aligned} \quad (7.8)$$

where $\xi_{4+1} \equiv \xi_1$, $\sigma_{4+1} \equiv \sigma_1$ and $\{\sigma\} = \{\sigma_1 \sigma_2 \sigma_3 \sigma_4\}$. The construction of the planar density matrix $\hat{\rho}$ is graphically illustrated in Fig. 7.9. This newly defined object represents a reduced quantum density matrix $\hat{\rho} = \text{Tr}'|\Psi_p\rangle\langle\Psi_p|$ of the TPS $|\Psi_p\rangle$, where the partial trace Tr' is taken over the whole lattice but the four spins $\sigma_1, \sigma_2, \sigma_3, \sigma_4$ in the center.

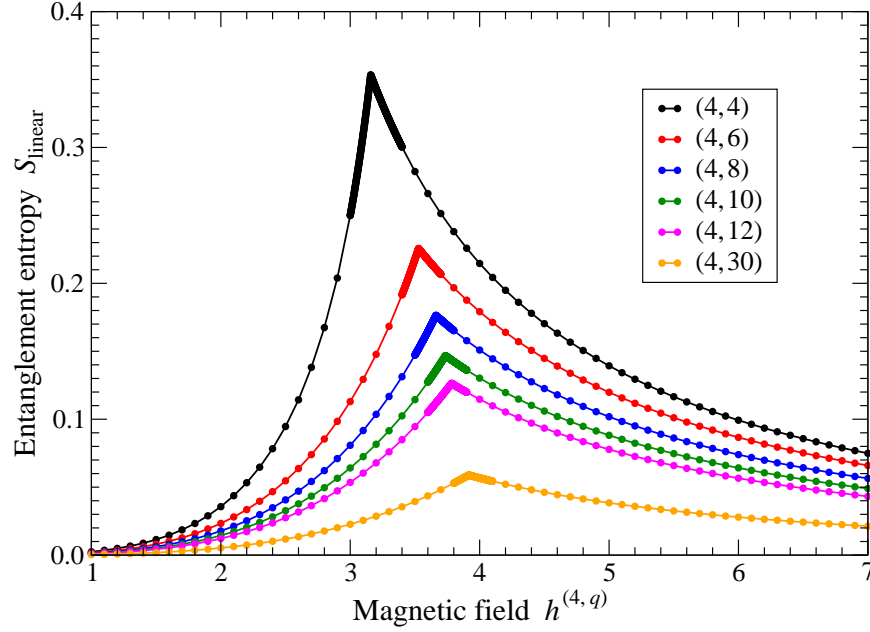


Figure 7.10: Graph of the the linear entropy S_{linear} with respect to the magnetic field h for $(4, q)$ lattices, where $4 \leq q \leq 30$. The sampling step is $\Delta h = 0.001$ around the phase transition, otherwise $\Delta h = 0.1$.

7.2.2 Numerical results

We plot the curve of the linear entropy S_{linear} with respect to the magnetic field h for selected $(4, q)$ lattices in Fig. 7.10. The peak of the curve marks the phase transition field $h_t^{(4, q)}$. Analogous graph with the identical position of the transition fields $h_t^{(4, q)}$ can be obtained also for the planar entropy S_{planar} . In order to perform more precise screening of the region near the phase transition fields $h_t^{(4, q)}$, we sampled the magnetic field by step $\Delta h = 0.001$ there. The peak of the curve shifts to the right and its maximum decreases as q increases. To examine this dependency in a more precise manner, we located the maximum of the linear entropy $S_{\text{linear}}(h)$ with respect to the magnetic field h . We determined the transition field $h_t^{(4, q)}$ as the magnetic field h which yielded the optimal value of $S_{\text{linear}}(h)$. We plot the peak value of the two entropies $S_{\text{MAX}}(q) \equiv S(h_t^{(4, q)})$ with respect to $h_t^{(4, q)}$ and the coordination number q in Fig. 7.11. The apparent linearity of the curves $S_{\text{MAX}}(q)$ in the log-log scale suggests that the dependency $S_{\text{MAX}}(q)$ has a polynomial character.

Figure 7.12 depicts the phase transition field $h_t^{(4, q)}$ as a function of the coordination number q . A detailed analysis, cf. the inset in Fig. 7.12, suggests that the best description of the data can be obtained by a polynomial fitting function. The parameters of

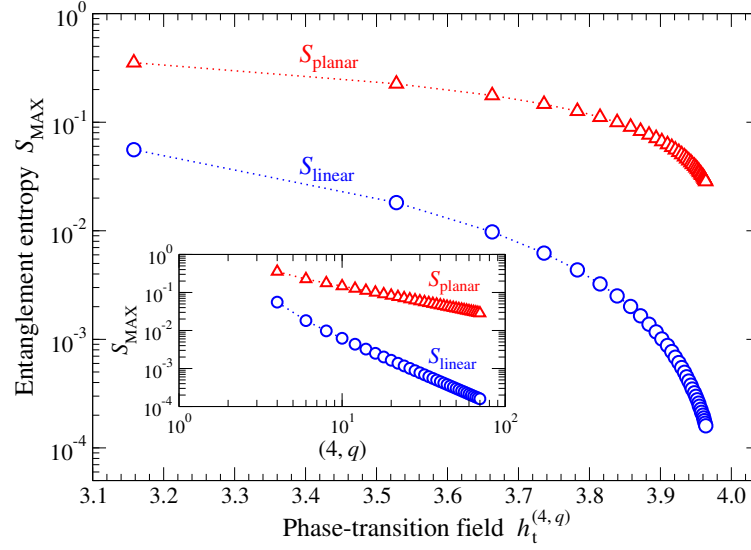


Figure 7.11: The peak values of the two kinds of entropy $S_{\text{MAX}}(q) \equiv S(h_t^{(4,q)})$ with respect to $h_t^{(4,q)}$ and the coordination number q (in the inset) for $4 \leq q \leq 70$.

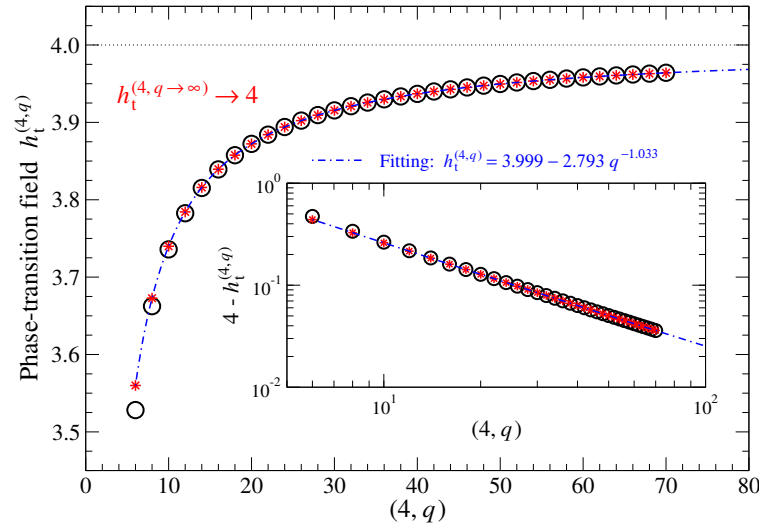


Figure 7.12: The phase transition field $h_t^{(4,q)}$ as a function of the coordination number q for $4 \leq q \leq 70$. The open circles mark the calculated data, while the blue dot-dashed line and the red stars illustrate the polynomial fitting function and the predicted values for the integers q , respectively. The inset illustrates the linearity $h_t^{(4,q \rightarrow \infty)} - h_t^{(4,q)} \equiv 4 - h_t^{(4,q)}$ with respect to q in the log-log scale, which supports the polynomial fit.

the optimal fitting function are shown in the graph. Note that, according to the fit, as q increases, the transition field $h_t^{(4,q)}$ tends to the asymptotic value $h_t^{(4,q \rightarrow \infty)} = 4$. The observed polynomial curve for $h_t^{(4,q)}$ represents a new feature if compared to the results of the classical Ising model on the (p, q) lattices, where a linear dependence of the transition temperature $T_{\text{pt}}^{(q)} \propto q$ for large q was detected [Serina et al., 2016].

8 Conclusions and Perspectives

In this work we focused on numerical analysis of the phase transition phenomena of both classical and quantum spin systems on hyperbolic lattices. The hyperbolic lattices are constructed by tessellation of regular p -sided polygons with coordination number q , and we refer to them by using the notation (p, q) .

The presented task is highly non-trivial, since the number of the lattice sites increases exponentially with the diameter of the hyperbolic lattice. This exponential increase limits efficiency of the standard numerical tools such as the Monte Carlo simulations or exact diagonalization. Looking for an appropriate approach to deal with this challenging problem, we bet on a system-specific reformulation of the Corner transfer matrix renormalization group (CTMRG) algorithm, which was already successfully applied to classical spin systems on the $(p, 4)$ lattices. In this work we presented a similar analysis in the complementary situation represented by the triangular $(3, q)$ lattices. In addition, we investigated the thermodynamic property of the Ising model on infinite sequence of weakly curved $(3, q_n)$ lattices, where q_n represents the averaged coordination number and $n = 0, 1, 2, \dots, \infty$. As n increases, the $(3, q_n)$ lattice flattens out approaching the triangular lattice $(3, 6) = (3, q_\infty)$. Next, we introduced the Tensor product variational formulation (TPVF) algorithm [Daniška and Gendiar, 2015], which can be considered as a generalization of CTMRG to investigate quantum spin systems. Being interested in comparison of the phase transition phenomena in the classical and quantum case, we applied the TPVF algorithm to quantum spin models on the series of $(p, 4)$ and $(4, q)$ hyperbolic lattices. The conclusions made from our studies of both classical and quantum systems are summarized in the following two Sections.

8.1 Classical Ising model on triangular $(3, q)$ and weakly curved $(3, q_n)$ lattices

First, we presented a detailed analysis of the phase transition phenomena for the Ising model on the Euclidean $(3, 6)$ and the hyperbolic $(3, 7 \leq q \leq 10^7)$ lattices. This work, which investigates the effect of the varying coordination number q on the thermodynamic properties of the system, forms a supplement to the previous studies [Krčmár et al., 2008a, Ueda et al., 2007, Krčmár et al., 2008b, Gendiar et al., 2008], where the influence of parameter p was studied on the $(p, 4)$ lattices. This task required a reformulation of the existing CTMRG algorithm, where different left and right transfer tensors were introduced, as explained in Section 6.1.1.

The phase transition temperatures $T_{\text{pt}}^{(q)}$ were determined from the analysis of the magnetization, internal energy, specific heat, and the von Neumann entanglement entropy. We have shown that the transition temperature $T_{\text{pt}}^{(q)} \propto q$ as q increases, which agrees with the mean-field behaviour [Baxter, 1982]. On hyperbolic lattice, the behaviour of the thermodynamic functions in the vicinity of the transition temperature is ruled by the critical exponents $\alpha = 0$, $\beta = \frac{1}{2}$, and $\delta = 3$, which are characteristic for the mean-field universality class. On the Euclidean $(3, 6)$ lattice, the critical exponents $\alpha = 0$, $\beta = \frac{1}{8}$, and $\delta = 15$, known for the Ising universality class, are reproduced. The mean-field nature of the hyperbolic surfaces is also characterized by the exponential de-

cay of the reduced density matrix eigenvalues and the correlation functions even at the transition temperature, which is the direct consequence of the finiteness of the correlation length. As a typical example of the non-diverging correlation length ξ at the phase transition, the pentagonal $(5,4)$ lattice has been analyzed in detail [Iharagi et al., 2010]. Due to finite values of the correlation length even at the transition point, the term *critical* point on the hyperbolic lattices is not appropriate, since the critical point is always related to the divergence of the correlation length by definition.

In order to elucidate the origin of the mean-field universality induced by the hyperbolic geometry, we have investigated the Ising model on the slightly curved $(3, q_n)$ lattices. On this lattice geometry, the Gaussian curvature can be easily manipulated which allows us to systematically approach the Euclidean (flat) geometry through an infinite series of weakly curved triangular lattices. Using a slight modification of the CTMRG method, as applied to the Euclidean $(3,6)$ lattice, we calculated the thermodynamic functions deep inside the system around the phase transition temperature. The curves of the spontaneous magnetization and the specific heat for the hyperbolic $(3, q_n)$ lattices continuously approach the curves for the Euclidean $(3,6)$ lattice as the curvature decreases to zero. The effective critical exponents β_{eff} and δ_{eff} on the hyperbolic lattices follow the respective curves in the Euclidean case away from the transition point, however, they progressively bend to the mean-field values $\beta = \frac{1}{2}$, and $\delta = 3$ as the transition point is approached.

Assuming the previous studies [Krčmár et al., 2008a, Ueda et al., 2007, Krčmár et al., 2008b, Gendiar et al., 2008] including the results presented here, we conclude that classical spin systems on any hyperbolic lattice belong to the mean-field universality class. The mean-field-like behaviour observed in the hyperbolic geometry originates in the infinite Hausdorff dimension of the hyperbolic lattices which obviously exceeds the critical value $d_c = 4$ [Baxter, 1982, Yeomans, 1992]. We assume that the CTMRG method does not affect the critical behaviour, since it accurately reproduces all of the critical exponents on the 2D Euclidean lattices, as has been shown in [Ueda et al., 2007, Krčmár et al., 2008a].

8.2 Quantum spin models on $(p,4)$ and $(4,q)$ lattices

Generalizing the original idea proposed in [Nishio et al., 2004] for the Euclidean lattice, we introduced the TPVF algorithm [Daniška and Gendiar, 2015] as a promising numerical tool for studying ground-states of quantum systems on the hyperbolic $(p,4)$ and $(4,q)$ lattices in the thermodynamic limit. Approximating the ground-state in the form of a uniform tensor product state (TPS), we receive a variational problem which is solved by a combination of a modified CTMRG and an optimization algorithm. The uniform TPS reduces the infinite number of the variational parameters in the thermodynamic limit down to 2^p . Considering symmetries present in the Hamiltonian of the model, the number of the free variational parameters approximating the tensor product ground state is further significantly shrunk.

First, applying the TPVF algorithm, we investigated three quantum spin- $\frac{1}{2}$ models (modified Heisenberg, XY, and transverse-field Ising model (TFIM)) on a series of hyperbolic $(p,4)$ lattices, where $p \in \{5, \dots, 11\}$. The key feature of this study is the indirect

analysis of the three models on the Bethe lattice with coordination number four, which is represented by the limit $p \rightarrow \infty$. This problem had not been addressed before. In order to assess accuracy of our results, the Euclidean square lattice ($p = 4$) was also considered as a reference lattice, where highly precise results obtained through various numerical methods are available. The TPVF applied to the models on the square lattice is expected to be less accurate than on the hyperbolic lattices. This is caused by the too low dimension of the tensors in the TPS approximation which suppresses the quantum long-range correlations on the square $(4,4)$ lattice near the criticality. Thus, the TPVF algorithm itself is a source of an improved mean-field approximation, which is a new feature if compared to the classical case, where CTMRG produces correct results with no approximation. Comparing our results with the reference study [Xie et al., 2012], the ground-state energies $E_0^{(4)}$ of the XY and the modified Heisenberg model and the transition field $h_t^{(4)}$ in the TFIM on the Euclidean $(4,4)$ lattice deviate from the reference values by 1.2%, 2.2% and 3.7%, respectively. On the other hand, the mean-field-like behaviour, induced by the hyperbolic structure of the lattice (not the mean-field approximation of Hamiltonians), is natural, since the infinite Hausdorff dimension of the hyperbolic surfaces exceeds the critical dimensionality $d_c = 3$ of quantum systems. Therefore, the improved mean-field approximation of the TPS is not in conflict with the mean-field universality induced by the hyperbolic geometry.

The ground-state energies $E_0^{(p)}$ of the XY and the modified Heisenberg models have been studied in the absence of magnetic field on the series of the regular $(p,4)$ lattices with $4 \leq p \leq 11$. The resulting dependence of the ground-state energy per bond $E_0^{(p)}$ on the lattice parameter p differs considerably for the two models. While the energies $E_0^{(p)}$ of the XY model form a monotonically increasing and exponentially saturated sequence with increasing p , the modified Heisenberg model induces a saw-like dependence containing the separated upper (odd p) and the lower (even p) branches, both of them converging exponentially fast to the common asymptotic value $E_0^{(\infty)}$ which corresponds to the ground-state energy on the Bethe lattice with the coordination number four. The saw-like pattern in case of the modified Heisenberg model may be attributed to the fact, that if p is even, the ground-state is antiferromagnetic, while if p is odd, the ferromagnetic state is obtained.

Within the identical series of hyperbolic $(p,4)$ lattices, we analyzed the phase transition magnetic fields $h_t^{(p)}$ of the TFIM for $4 \leq p \leq 10$ by the expectation value of the spontaneous magnetization $\langle S_p^z \rangle$, the associated magnetic exponent β_p , the magnetic susceptibility χ_p , and the optimized variational parameters $W_p^*(\theta_j)$. The resulting phase transition magnetic fields $h_t^{(p)}$ form an increasing sequence, which exhibits exponential convergence to the asymptotic value $h_t^{(\infty)}$. Analogous behaviour had also been observed for the phase transition temperatures $T_{pt}^{(p)}$ of the classical Ising model on the identical series of hyperbolic lattices in studies [Ueda et al., 2007, Krčmár et al., 2008a]. However, the physical interpretation of this phenomenon is still missing. The linearity of the squared spontaneous magnetization in the vicinity of the phase transition confirms the mean-field-like behaviour induced by the hyperbolic geometry, in which the associated

magnetic exponents $\beta_p = \frac{1}{2}$. The mean-field approximation of the TPS results in the mean-field exponent $\beta_4 = \frac{1}{2}$ for the quantum TFIM on the Euclidean (4, 4) lattice, where the reference value is $\beta_4^{\text{TRG}} = 0.3295$ [Xie et al., 2012].

Although the set of the phase-transition magnetic fields $h_t^{(p)}$ and the ground-state energies $E_0^{(p)}$ is restricted to $4 \leq p \leq 11$, which is far from the asymptotics $p \rightarrow \infty$, the fast convergence and the exponential character of $h_t^{(p)}$ and $E_0^{(p)}$ with increasing p enables us to estimate the respective quantities of the quantum spin models on the Bethe lattice ($p \rightarrow \infty$). In particular, we conjecture that the phase transition field of the TFIM on the Bethe lattice is positioned at $h_t^{(\infty)} = 3.29332$ and the ground-state energies per bond of the XY and the Heisenberg models, respectively, occur at $E_0^{(\infty)} = -1.08083446$ and -1.291944 . The latter value is common also to the antiferromagnetic Heisenberg model.

Finally, we presented the preliminary results of our studies of quantum models on the series of the (4, q) lattices. In this case the phase transition field $h_t^{(4,q)}$ of the transverse field Ising model was determined by maximizing the von Neumann entropy of the system. The calculated transition fields $h_t^{(4,q)}$ suggest the polynomial character of the respective curve with respect to the coordination number q . Assuming the polynomial fit, the transition fields asymptotically converge to the value $h_t^{(4,q \rightarrow \infty)} = 4$ as q tends to infinity. This outcome has no analogy in the classical Ising model on the (p, q) lattices, where, instead, the transition temperature $T_{\text{pt}}^{(q)}$ grows linearly with increasing q if q is large. The polynomial dependence of the peak value of the entropy $S_{\text{MAX}}(h_t^{(4,q \rightarrow \infty)})$ with respect to the coordination number q was also detected. The origin of this polynomial behaviour has not been clarified yet.

Acknowledgement:

This review summarizes the most important results obtained by myself and in close collaboration with other colleagues during my PhD study. The work is structured as follows: Section 1 provides brief review of the general theory of both the classical and quantum phase transitions. The critical behaviour of the elementary spin models is described. The concept of the non-Euclidean geometry is motivated in Section 2, where special attention is devoted to the hyperbolic surfaces. Section 3 concludes the theoretical part of this work. Here, we describe the numerical algorithms which represent the computational background of our analyses. One of the algorithms [Daniška and Gendiar, 2015] has been formulated during this PhD study. The last two Sections form the core of this work, where we present the outcomes of numerical analyses of spin models on hyperbolic lattices. First, in Section 4, we investigate the phase transition phenomena in classical spin models, next, analogous situation for quantum systems is considered in Section 5. This part summarizes the results already published in [Gendiar et al., 2012, Gendiar et al., 2014, Daniška and Gendiar, 2016].

At this point, I would like to express the deep gratitude to my supervisor Mgr. Andrej Gendiar, PhD. for his intensive support, encouragement and always positive mood, which made him more a good friend than only an academic fellow. I would like to thank him for all the time and effort he devoted to me and countlessly many pieces of advice, which helped me not only at writing this thesis. I thank him for his patience, contextual and grammar corrections and assistance in creating figures presented in this work. Without all of this, this work would never be completed.

I would also like to thank to my office-colleague Mgr. Roman Krčmár, PhD. and RNDr. Ladislav Šamaj, DrSc. for valuable discussions, which helped me to advance more quickly. I thank to Mgr. Jozef Genzor, PhD. for providing me with the latex template and the know-how related to the formal aspects of the graduating process. I thank to all other colleagues from our research department for all the help I received from them in many forms. I thank to my family for their support and last, but not least, I thank God.

This work has been supported by the projects EXSES APVV-16-0186, QETWORK APVV-14-0878, and VEGA Grant No. 2/0130/15.

References

- [gsl,] GSL - GNU Scientific Library. <http://www.gnu.org/software/gsl/>.
- [hyp, 1997] (1997). Two-dimensions or three? curved or flat? Available at (5. 9. 2016): <http://people.physics.anu.edu.au/~sth110/sth2.html>.
- [Anderson, 2005] Anderson, J. (2005). *Hyperbolic Geometry (2nd ed.)*. Springer, London.
- [Baek et al., 2009a] Baek, S. K., Minnhagen, P., Shima, H., and Kim, B. J. (2009a). *Phys. Rev. E*, 80:011133.
- [Baek et al., 2009b] Baek, S. K., Shima, H., and Kim, B. J. (2009b). *Phys. Rev. E*, 79:060106(R).
- [Batrouni and Scalettar, 2011] Batrouni, G. G. and Scalettar, R. T. (2011). Quantum phase transitions. In Miniatura, C. et al., editors, *Ultracold Gases and Quantum Information*, chapter 7, pages 356–394. Oxford University Press, Oxford.
- [Baxter, 1982] Baxter, R. J. (1982). *Exactly Solved Models in Statistical Mechanics*. Academic Press, London.
- [Cabot et al., 2009] Cabot, A., Alivisatos, A. P., Puentes, V. F., Balcells, L., Iglesias, O., and Labarta, A. (2009). *Phys. Rev. B*, 79:094419.
- [Cagle, 2003] Cagle, P. (2003). Hands-on hyperbolic. Available at (5. 9. 2016): <http://mathforum.org/pcmi/hstp/sum2003/wg/geometry/abstract.geometry.html>.
- [Coxeter, 1998] Coxeter, H. S. M. (1998). *Non-Euclidean geometry (6th ed.)*. The Mathematical Association of America, Washington.
- [Daniška and Gendiar,] Daniška, M. and Gendiar, A. In preparation.
- [Daniška and Gendiar, 2015] Daniška, M. and Gendiar, A. (2015). *J. Phys. A: Math. Theor.*, 48:435002.
- [Daniška and Gendiar, 2016] Daniška, M. and Gendiar, A. (2016). *J. Phys. A: Math. Theor.*, 49:145003.
- [Galassi et al., 2009] Galassi, M. et al. (2009). *GNU Scientific Library Reference Manual (3rd Ed.)*. Network Theory Ltd.
- [Gendiar et al., 2014] Gendiar, A., Daniška, M., Krčmár, R., and Nishino, T. (2014). *Phys. Rev. E*, 90:012122.
- [Gendiar et al., 2012] Gendiar, A., Krčmár, R., Andergassen, S., Danika, M., and Nishino, T. (2012). *Phys. Rev. E*, 86:021105.
- [Gendiar et al., 2008] Gendiar, A., Krčmár, R., Ueda, K., and Nishino, T. (2008). *Phys. Rev. E*, 77:041123.
- [Greenberg, 2008] Greenberg, M. J. (2008). *Euclidean and non-Euclidean geometries. Development and history (4th ed.)*. W. H. Freeman and Company, New York.
- [Holm and Janke, 1996] Holm, C. and Janke, W. (1996). *Phys. Lett. B*, 375:69.
- [Iharagi et al., 2010] Iharagi, T., Gendiar, A., Ueda, H., and Nishino, T. (2010). *J. Phys. Soc. Jpn.*, 79:104001.
- [Kazakov, 1986] Kazakov, V. (1986). *Phys. Lett. A*, 119:140.
- [Krčmár et al., 2008a] Krčmár, R., Gendiar, A., Ueda, K., and Nishino, T. (2008a). *J. Phys. A: Math. Gen.*, 41:125001.
- [Krčmár et al., 2008b] Krčmár, R., Iharagi, T., Gendiar, A., and Nishino, T. (2008b). *Phys. Rev. E*, 78:061119.
- [Liang et al., 2006] Liang, F., Guo, L., Zhong, Q., Wen, X., Chen, C., Zhang, N., and Chu, W. (2006). *J. Phys. Soc. Jpn.*, 89:103105.

- [Maldacena, 1998] Maldacena, J. (1998). *Adv. Theor. Math. Phys.*, 2:231.
- [Maldacena, 1999] Maldacena, J. (1999). *Int. J. Theor. Phys.*, 38:1113.
- [Mosseri and Sadoc, 1982] Mosseri, R. and Sadoc, J. F. (1982). *J. Physique - Lettres*, 43:L249.
- [Moura-Melo et al., 2007] Moura-Melo, W., Pereira, A., Mol, L., and Pires, A. (2007). *Phys. Lett. A*, 360:472.
- [Nelder and Mead, 1965] Nelder, J. A. and Mead, R. (1965). A simplex method for function minimization. *Computer Journal*, 7:308.
- [Nishino, 1995] Nishino, T. (1995). *J. Phys. Soc. Jpn.*, 64:3599.
- [Nishino et al., 1999] Nishino, T. et al. (1999). Transfer-matrix approach to classical systems. In Peschel, I. et al., editors, *Density Matrix Renormalization - A New Method in Physics*, chapter 5, pages 127–148. Springer Verlag, Berlin.
- [Nishino and Okunishi, 1996] Nishino, T. and Okunishi, K. (1996). *J. Phys. Soc. Jpn.*, 65:891.
- [Nishino and Okunishi, 1997] Nishino, T. and Okunishi, K. (1997). *J. Phys. Soc. Jpn.*, 66:3040.
- [Nishio et al., 2004] Nishio, Y., Maeshima, N., Gendiar, A., and Nishino, T. (2004). *eprint arXiv:cond-mat/0401115*.
- [Onsager, 1944] Onsager, L. (1944). *Phys. Rev.*, 65:117.
- [Orus, 2014] Orus, R. (2014). *Annals of Physics*, 349:117.
- [Ryu and Takayanagi, 2006] Ryu, S. and Takayanagi, T. (2006). *Phys. Rev. Lett.*, 96:181602.
- [Sachdev, 2011] Sachdev, S. (2011). *Quantum Phase Transitions (2nd ed.)*. Cambridge University Press, Cambridge.
- [Sakaniwa and Shima, 2009] Sakaniwa, Y. and Shima, H. (2009). *Phys. Rev. E*, 80:021103.
- [Sandvik, 1997] Sandvik, A. W. (1997). *Phys. Rev. B*, 56:11678.
- [Sandvik and Hamer, 1999] Sandvik, A. W. and Hamer, C. J. (1999). *Phys. Rev. B*, 60:6588.
- [Schollwöck, 2005] Schollwöck, U. (2005). *Rev. Mod. Phys.*, 77:259.
- [Serina et al., 2016] Serina, M., Genzor, J., Lee, Y., and Gendiar, A. (2016). *Phys. Rev. E*, 93:042123.
- [Shima and Sakaniwa, 2006] Shima, H. and Sakaniwa, Y. (2006). *J. Phys. A*, 39:4921.
- [Susskind, 1995] Susskind, L. (1995). *J. Math. Phys.*, 36:6377.
- [Ueda et al., 2007] Ueda, K., Krčmár, R., Gendiar, A., and Nishino, T. (2007). *J. Phys. Soc. Jpn.*, 76:084004.
- [Šamaj and Bajnok, 2013] Šamaj, L. and Bajnok, Z. (2013). *Introduction to the statistical physics of integrable many-body systems*. Cambridge University Press, Cambridge.
- [White, 1992] White, S. (1992). *Phys. Rev. Lett.*, 69:2863.
- [White, 1993] White, S. (1993). *Phys. Rev. B*, 48:10345.
- [Xie et al., 2012] Xie, Z. Y. et al. (2012). *Phys. Rev. B*, 86:045139.
- [Yeomans, 1992] Yeomans, J. M. (1992). *Statistical mechanics of phase transitions*. Oxford University Press, New York.
- [Yoshikawa et al., 2004] Yoshikawa, H., Hayashida, K., Kozuka, Y., Horiguchi, A., and Agawa, K. (2004). *Appl. Phys. Lett.*, 85:5287.
- [t Hooft, 1993] t Hooft, G. (1993). *eprint arXiv:gr-qc/9310026*.