

Spiral magnetic field and bound states of vortices in noncentrosymmetric superconductors

Albert Samoilienka and Egor Babaev

Department of Physics, KTH-Royal Institute of Technology, SE-10691, Stockholm, Sweden

(Dated: January 20, 2022)

We discuss the unconventional magnetic response and vortex states arising in noncentrosymmetric superconductors with chiral octahedral and tetrahedral (O or T) symmetry. We microscopically derive Ginzburg-Landau free energy. It is shown that due to spin-orbit and Zeeman coupling magnetic response of the system can change very significantly with temperature. For sufficiently strong coupling this leads to a crossover from type-I superconductivity at elevated temperature to vortex states at lower temperature. The external magnetic field decay in such superconductors does not have the simple exponential law. We show that in the London limit, magnetic field can be solved in terms of complex force-free fields \vec{W} , which are defined by $\nabla \times \vec{W} = \text{const} \vec{W}$. Using that we demonstrate that the magnetic field of a vortex decays in spirals. Because of such behavior of the magnetic field, the intervortex and vortex-boundary interaction becomes non-monotonic with multiple minima. This implies that vortices form bound states with other vortices, antivortices, and boundaries.

I. INTRODUCTION

Macroscopic magnetic and transport properties of superconductors have a significant degree of universality. For ordinary superconductors, the magnetic field behavior in the simplest case is described by the London equation [1–3]

$$\nabla^2 \vec{B} = \frac{1}{\lambda^2} \vec{B} \quad (1)$$

This dictates that an externally applied magnetic field \vec{B} decays exponentially in the superconductor at the characteristic length scale called magnetic field penetration length λ . The equation relating the supercurrent to magnetic field $\nabla \times \vec{B} = \vec{J}$ dictates that the supercurrent should decay with the same exponent. Within the standard picture, this type of behavior describes the magnetic field near superconducting boundaries and in vortices, with microscopic detail, only affecting the coefficient λ . The single length scale associated with magnetic field behavior enables the Ginzburg-Landau classification of superconductors [4] by a single parameter: the ratio of λ to the coherence length (the characteristic length scale of density variation ξ). Within this classification, there are two types of superconductors, the type-II, that exist for $\lambda/\xi > 1$ allows stable vortices that interact repulsively and in the type-I, $\lambda/\xi < 1$ the vortices interact attractively and are not stable. However, a simple two-length-scales-based classification of superconducting states cannot be complete. One counter-example is multi-component materials, where there are several coherence lengths [5–9]. Moreover, there can be several magnetic field penetration lengths [10]. This multiscale physics gives nontrivial intervortex interaction and results in distinct magnetic properties.

How universal is the magnetic response in single-component systems? Here we focus on magnetic and vortex properties of single-component systems in a crystal

that lacks inversion symmetry. There are many discovered materials where superconductivity occurs in such crystals [11–16]. Then the Eq. (1) does not necessarily apply since symmetry now allows for noncentrosymmetric terms.

Indeed Ginzburg-Landau (GL) free-energy functionals describing these, so-called noncentrosymmetric, superconducting systems were demonstrated to feature various new terms [11]. These include contributions that are linear in the gradients of the superconducting order parameter and the magnetic field \vec{B} . It principally revises the simplest London model Eq. (1) where such terms are forbidden on symmetry grounds. Depending on the symmetry of the material, the free energy can feature scalar and vector products of these fields of the form $\propto K_{ij} B_i J_j$, where $i = x, y, z$, $\vec{J} \propto \text{Re}[\psi^* D\psi]$, D is the covariant derivative and ψ is the order parameter, and K_{ij} are coefficients, which form depends on crystal symmetry [11]. Correspondingly, while in ordinary superconductors the externally applied field decays monotonically, in a Meissner state in a noncentrosymmetric superconductor it can have a spiral decay [11, 17–21]. This raises the question of the nature of topological excitations in such materials [11, 18–23]. The main goal of this paper is to investigate vortex solutions, their interaction, and the magnetic response of a superconductor where there is no inversion symmetry in an underlying crystal lattice.

A. The structure of the paper

In the Section II we discuss the microscopic derivation of the Ginzburg-Landau (GL) model. A reader who is not interested in technical details can proceed directly to the section Section III. In the Section III, by rescaling we cast the GL model in a representation that is more convenient for calculations and analysis. In the Section IV we describe a method that solves the hydromagnetostatics of a noncentrosymmetric superconductor in the London

limit in terms of complex force-free fields. A reader not interested in the analytical detail can proceed directly to the next section. In Section V we obtain analytic and numerical vortex configuration with a spiral magnetic field. In Section VI we calculate the temperature dependence of the single vortex energy to show how a crossover to type-1 superconductivity appears at elevated temperatures in a class of noncentrosymmetric superconductors. In Section VII we consider intervortex forces and show that system forms vortex-vortex and vortex-antivortex bound states. In Section VIII we consider the problem of a vortex near a boundary of noncentrosymmetric superconductor and show that vortex forms bound states with it.

II. MICROSCOPIC DERIVATION OF THE GINZBURG-LANDAU MODEL

Here we present a microscopic derivation of the GL model in the case of chiral octahedral O or equivalently tetrahedral T symmetry from the microscopic model. A reader, not interested in the technical derivation of the model can skip this section and directly proceed to the next sections that analyze the physical properties of the model.

A. Unbounded free energy in the minimal extension of the GL model

Typically quoted phenomenological GL models, have unphysical unboundedness of the energy from below [24]. For example, the model presented in Chapter 5 of [11] is given by energy density equal to usual GL model plus $K_{ij}B_iJ_j$ term. To see that energy is unbounded it is sufficient to consider constant and real order parameter ψ . Then energy density is given by $\frac{\vec{B}^2}{2} + \psi^2\vec{A}^2 - \psi^2K_{ij}B_iA_j + V(\psi)$, where V is potential. Consider the case of O or T symmetry given by $K_{ij} = \delta_{ij}K$. Then inserting Chandrasekhar-Kendall function [25] as $\vec{B} = K\psi^2\vec{A}$ we obtain energy density

$$F = \left[1 - \frac{K^2\psi^2}{2}\right] \psi^2\vec{A}^2 + V(\psi) \quad (2)$$

which is unbounded from below. That can be seen as follows: by increasing $\psi > \frac{\sqrt{2}}{K}$ and setting $\vec{A}^2 \rightarrow \infty$ one obtains infinitely negative energy density. Similarly, consider for example, the case of C_{4v} symmetry, which corresponds to Rashba spin-orbit coupling $K_{ij}B_iJ_j = K(\vec{B} \times \vec{J})_z$. Then we can set $\vec{A} = e^{-K\psi^2z}(\text{const}_x, \text{const}_y, 0)$. This leads to the same unbounded energy density Eq. (2).

The unboundedness of the model is associated with divergence of $|\psi|$ and $|\vec{B}|$. However, some of the previous works that derived the GL model assuming a finite

uniform magnetic field \vec{B} [11, 20, 26] obtained the term $|\psi|^2\vec{B}^2$. This term in principle can make GL free energy bounded from below if the assumption of constant $|\vec{B}|$ is lifted. Motivated by this problem we proceed to derive the GL model with nonuniform \vec{B} aiming to obtain a microscopically justified effective model with a bounded energy.

B. Microscopic model

We will focus on the simplest case with the BCS type local attractive interaction given by strength $V > 0$ but will include a general space-dependent magnetic field \vec{B} . Interaction is regularized by Debye frequency ω_D such that only electrons with Matsubara frequency $< \omega_D$ are interacting. We start from the continuous-space fermionic model in path integral formulation, given by the action S and partition function Z :

$$S = \int_0^{\frac{1}{T}} d\tau \int_{-\infty}^{+\infty} d\vec{x} \sum_{\alpha, \beta=\downarrow, \uparrow} a_{\alpha}^{\dagger}(\mathbf{h} \cdot \boldsymbol{\sigma}_{\alpha\beta}) a_{\beta} - V a_{\uparrow}^{\dagger} a_{\downarrow}^{\dagger} a_{\downarrow} a_{\uparrow} \quad (3)$$

$$Z = \int D[a^{\dagger}, a] e^{-S}$$

where T is temperature and $a_{\alpha}(\tau, \vec{x})$, $a_{\alpha}^{\dagger}(\tau, \vec{x})$ are Grassman fields, which depend on imaginary time τ , three dimensional space coordinates \vec{x} and spin α . They correspond to fermionic creation and annihilation operators and

$$\mathbf{h} \equiv (\partial_{\tau} + E - \mu, \vec{h}), \quad \boldsymbol{\sigma}_{\alpha\beta} \equiv (\delta_{\alpha\beta}, \vec{\sigma}_{\alpha\beta}) \quad (4)$$

$$\vec{h} \equiv \vec{\gamma} - \mu_B \vec{B}(\vec{x})$$

where $\vec{\sigma}_{\alpha\beta} \equiv ((\sigma_1)_{\alpha\beta}, (\sigma_2)_{\alpha\beta}, (\sigma_3)_{\alpha\beta})$ are Pauli matrices, e is electron charge, μ is chemical potential and μ_B is Bohr magneton. Single electron energy is $E(-i\nabla - e\vec{A}(\vec{x}))$ with $E(0) = 0$, which is $E(k) = \frac{k^2}{2m}$ for quasi free electrons. However, in our derivation, we keep $E(k)$ in general form, also suitable for band electrons. The only term responsible for noncentrosymmetric nature of the system is spin-orbit coupling $\vec{\gamma}(-i\nabla - e\vec{A}(\vec{x}))$.

Let us now consider the case of cubic O or T symmetry with simplest coupling $\vec{\gamma}(\vec{a}) = \gamma_0\vec{a}$. We will focus on the standard situation where the macroscopic length scale λ , over which the quantities \vec{A} , \vec{B} change, is much larger than Fermi length scale $\propto 1/k_F$, where k_F is Fermi momenta. We assume that the following inequalities hold:

$$\mu \gg \omega_D \gg T_c \quad (5)$$

$$\gamma_0 k_F \gg \omega_D \gg \mu_B B$$

where T_c is the critical temperature of a superconductor to a normal phase transition. We perform Hubbard-Stratonovich transformation by introducing auxiliary

bosonic field $\Delta(\tau, \vec{x})$. Hence, up to a constant, interaction term becomes:

$$e^{\int d\tau d\vec{x} a_{\uparrow}^{\dagger} a_{\downarrow} a_{\uparrow}} = \int D[\Delta^{\dagger}, \Delta] e^{-\int d\tau d\vec{x} \left(\frac{\Delta^{\dagger} \Delta}{V} + \Delta^{\dagger} a_{\downarrow} a_{\uparrow} + \Delta a_{\uparrow}^{\dagger} a_{\downarrow}^{\dagger} \right)} \quad (6)$$

Next, by introducing $b \equiv (a_{\uparrow}, a_{\downarrow}, a_{\uparrow}^{\dagger}, a_{\downarrow}^{\dagger})^T$ the partition function Eq. (3) can be written as:

$$Z = \int D[\Delta^{\dagger}, \Delta] D[b] e^{-\int d\tau d\vec{x} \left(\frac{1}{2} b^T H b + \frac{\Delta^{\dagger} \Delta}{V} \right)} \quad (7)$$

where we have the matrix $H = H_0 + \Lambda$ with

$$H_0 = \begin{pmatrix} 0 & -\hat{h}^T \\ \hat{h} & 0 \end{pmatrix} \quad \Lambda = \begin{pmatrix} \hat{\delta}^{\dagger} & 0 \\ 0 & \hat{\delta} \end{pmatrix}, \quad (8)$$

The symbol with a hat denotes 2×2 matrices defined by $\hat{h} = \sigma \cdot \mathbf{h}$ and $\hat{\delta} = \sigma \cdot (0, 0, i\Delta, 0)$. Note, that for any function of operators f , transposition is defined as $f^T(\partial_{\tau}, \nabla) = f(-\partial_{\tau}, -\nabla)$. Integrating out fermionic degrees of freedom b , by performing Berezin integration in Eq. (7), we obtain:

$$Z = \int D[\Delta^{\dagger}, \Delta] e^{\frac{1}{2} \ln \det H - \int d\tau d\vec{x} \frac{\Delta^{\dagger} \Delta}{V}} \quad (9)$$

In the mean-field approximation, one assumes that Δ doesn't depend on τ (i.e. it's classical) and doesn't fluctuate thermally. Hence free energy is given by:

$$F = TS = \int d\vec{x} \frac{|\Delta|^2}{V} - \frac{T}{2} \text{Tr} \ln H \quad (10)$$

By Tr here and below we mean matrix trace tr and integration $\int d\vec{x} d\tau$. To obtain the GL model we need to expand the second term in Eq. (10) in powers and derivatives of the field Δ :

$$\text{Tr} \ln H = \text{Tr} \ln(1 + H_0^{-1} \Lambda) = \sum_{\nu=1}^{\infty} \frac{(-1)^{\nu+1}}{\nu} \text{Tr} \left[(\hat{g} \hat{\delta} \hat{g}^T \hat{\delta}^{\dagger})^{\nu} \right] \quad (11)$$

where the first equality is defined, up to constant in Δ and \hat{g} , through:

$$H_0^{-1}(\tau, \tau', \vec{x}, \vec{x}') = \begin{pmatrix} 0 & \hat{g} \\ -\hat{g}^T & 0 \end{pmatrix} \Rightarrow \hat{h} \hat{g} = \delta(\vec{x} - \vec{x}') \delta(\tau - \tau') \quad (12)$$

Note, that in Eq. (11) matrices are multiplied and integrated inside the trace, for example, $\hat{g} \hat{\delta} \hat{g}^T \hat{\delta}^{\dagger} \equiv \int d\vec{x}' d\tau' \hat{g}(\tau, \tau', \vec{x}, \vec{x}') \hat{\delta}(\vec{x}') \hat{g}^T(\tau', \tau'', \vec{x}', \vec{x}'') \hat{\delta}^{\dagger}(\vec{x}'')$. Next we define

$$\hat{g} = e^{\phi(\vec{x}, \vec{x}')} \hat{f} \quad (13)$$

so that for slowly changing \vec{A} , \vec{B} we get $\hat{h}(-i\nabla - e\vec{A}(\vec{x})) \hat{g} \simeq e^{\phi} \hat{h}(-i\nabla) \hat{f}$ with $\phi(\vec{x}, \vec{x}') \simeq ie\vec{A}(\vec{x})(\vec{x} - \vec{x}')$.

The Fourier transform for \mathbf{g} : $\hat{g} = \sigma \cdot \mathbf{g}$ is given by:

$$\mathbf{g}(\tau - \tau', \vec{x} - \vec{x}') = e^{ie\vec{A}(\vec{x})(\vec{x} - \vec{x}')} T \sum_{w_n}^{|w_n| < \omega_D} \frac{1}{(2\pi)^3} \int d\vec{k} e^{-iw_n(\tau - \tau')} e^{i\vec{k} \cdot (\vec{x} - \vec{x}')} \mathbf{f}(w_n, \vec{k}) \quad (14)$$

where $w_n = 2\pi T(n + \frac{1}{2})$ is Matsubara frequency. Here we used the fact that only electrons with frequency w_n smaller than Debye frequency ω_D are interacting, and that \hat{f} is a solution of the equation $\hat{h} \hat{f} = 1$. By using the Fourier transformed $\mathbf{h}(w_n, \vec{k}) = (-iw_n + E(k) - \mu, \gamma_0 \vec{k} - \mu_B \vec{B})$ we obtain:

$$\mathbf{f} = \frac{\mathbf{h}}{\mathbf{h} \cdot \underline{\mathbf{h}}} \quad (15)$$

where $\underline{\mathbf{h}} \equiv (h_0, -\vec{h})$ if $\mathbf{h} = (h_0, \vec{h})$. We can rewrite \mathbf{f} as:

$$\mathbf{f} = \frac{1}{2}(\underline{\mathbf{f}}_+ + \underline{\mathbf{f}}_-), \quad \underline{\mathbf{f}}_{\pm} = G_{\pm} \mathbf{s} \quad (16)$$

$$G_{\pm} = \frac{1}{h_0 \pm h}, \quad \mathbf{s} = (1, \vec{e}_h)$$

where we use the notations $h \equiv |\vec{h}|$ and $\vec{e}_h \equiv \frac{\vec{h}}{h}$.

C. Minimal set of terms in the GL expansion for the noncentrosymmetric materials

1. Second-order terms

First, we examine the terms occurring in the second order. To that end, by using the Eq. (14) and substituting $\Delta^*(\vec{x}') = e^{(\vec{x}' - \vec{x}) \cdot \nabla} \Delta^*(\vec{x})$ we compute $\nu = 1$ term in Eq. (11) which is second order in Δ :

$$\begin{aligned} \text{Tr} [\hat{g} \hat{\delta} \hat{g}^T \hat{\delta}^{\dagger}] &= 2 \text{Tr} [(\mathbf{g} \Delta) \cdot (\underline{\mathbf{g}}^T \Delta^*)] = \\ 2 \int d\vec{x} d\tau d\vec{x}' d\tau' \Delta(\vec{x}) \mathbf{g}(\tau', \tau, \vec{x}', \vec{x}) \cdot \underline{\mathbf{g}}^T(\tau, \tau', \vec{x}, \vec{x}') \Delta^*(\vec{x}') &= \\ 2 \int d\vec{x} \Delta(\vec{x}) \sum_{w_n} \int \frac{d\vec{k}}{(2\pi)^3} \mathbf{f}(w_n, \vec{k}) \cdot \underline{\mathbf{f}}(-w_n, -\vec{k} + D) \Delta^*(\vec{x}) & \quad (17) \end{aligned}$$

where the operator $D = -i\nabla - 2e\vec{A}(\vec{x})$ is acting only on the gap field $\Delta^*(\vec{x})$. The goal here is to simplify $\mathbf{f} \cdot \underline{\mathbf{f}}'$ term in Eq. (17), where the prime ' means dependence on $(-w_n, -\vec{k} + D)$. Hence using that $\gamma_0 k_F \gg \mu_B B$ we approximate

$$|\vec{h}| \simeq \gamma_0 k - \vec{e}_k \cdot \mu_B \vec{B}, \quad |\vec{h}'| \simeq \gamma_0 k + \vec{e}_k \cdot (\mu_B \vec{B} - \gamma_0 D) \quad (18)$$

Then it is easy to show that up to the second order in $\frac{D}{k_F}$ and $\frac{\mu_B B}{\gamma_0 k_F}$: $\mathbf{s} \cdot \mathbf{s}' \simeq 0$ and $\mathbf{s} \cdot \underline{\mathbf{s}}' \simeq 2$. Hence using Eq. (16) we obtain:

$$\mathbf{f} \cdot \underline{\mathbf{f}}' \simeq \frac{1}{2}(G_- G'_- + G_+ G'_+) \quad (19)$$

When summing over w_n , contribution to integration over momenta in Eq. (17) mainly comes from a thin shell near Fermi momenta k_{aF} because the interaction is cut off by Debye frequency. This shell has the width $\simeq \omega_D$.

$$\varepsilon_a(k_{aF}) = 0, \quad \text{with } \varepsilon_a \equiv E(k) + a\gamma_0 k - \mu \quad (20)$$

where $a = \pm 1$ is the band index. Hence we can approximate $E(-\vec{k} + D) \simeq E(k) - E'(k_{aF})\vec{e}_k \cdot D$. By using $\mu \gg \omega_D$ and $\gamma_0 k_{aF} \gg \omega_D$, the integral in Eq. (17) can be estimated as:

$$\int \frac{d\vec{k}}{(2\pi)^3} \simeq N_a \int_{-\infty}^{+\infty} d\varepsilon_a \int \frac{d\Omega_k}{4\pi} \quad (21)$$

$$N_a \equiv \frac{1}{2\pi^2} \frac{k_{aF}^2}{v_{aF}}, \quad v_{aF} \equiv E'(k_{aF}) + a\gamma_0,$$

where N_a is density of states at Fermi level, v_{aF} is Fermi velocity and $d\Omega_k$ is solid angle. Then we perform integration and Matsubara sum in Eq. (17) by using Eq. (19), Eq. (21) and $\omega_D \gg T$:

$$\sum_{w_n} \int \frac{d\vec{k}}{(2\pi)^3} \underline{\mathbf{f}} \cdot \underline{\mathbf{f}}' \simeq \sum_{a=\pm 1} \frac{N_a}{2T} \int \frac{d\Omega_k}{4\pi} \left[\ln \frac{\omega_D}{2\pi T} - \text{Re}' \Psi \left(\frac{1}{2} + i\vec{e}_k \cdot \frac{v_{aF} D - 2a\mu_B \vec{B}}{4\pi T} \right) \right] \quad (22)$$

where $\text{Re}' X \equiv \frac{1}{2}(X + X^\dagger)$ and Ψ is digamma function. Next we expand in D, \vec{B} and average over \vec{e}_k in Eq. (22). Combining result with Eq. (17), Eq. (11), Eq. (10) and integrating by parts with $\nabla \vec{A} = 0$, we obtain the part of the free energy which is second order in Δ :

$$F_2 = \int d\vec{x} \left[\alpha |\Delta|^2 + \sum_{a=\pm 1} K_a \left| \left(v_{aF} D^* - 2a\mu_B \vec{B} \right) \Delta \right|^2 \right] \quad (23)$$

$$\alpha = N \ln \frac{T}{T_c}, \quad T_c = \frac{2e^{\gamma_{\text{Euler}}}}{\pi} \omega_D e^{-\frac{1}{N\nu}}$$

$$K_a = \frac{7\zeta(3)}{6(4\pi T)^2} N_a, \quad N = \frac{N_+ + N_-}{2}$$

Note, that the kinetic term is split into two terms corresponding to different bands with covariant derivatives that apart from \vec{A} have \vec{B} . If one opens brackets – the only noncentrosymmetric term is proportional to difference of squares of Fermi momenta of two bands:

$$\propto (k_{-F}^2 - k_{+F}^2) \vec{B} \cdot (\Delta D \Delta^* + \Delta^* D^* \Delta) \quad (24)$$

2. Fourth order term

As usual, at the fourth-order, it is sufficient to retain only term $\propto |\Delta|^4$. Hence we neglect \vec{A}, \vec{B} and difference in Δ 's. To that end we consider $\nu = 2$ term in Eq. (11).

By using Eq. (14) it can be written as

$$-\frac{1}{2} \text{Tr} \left[(\hat{g} \hat{\delta} \hat{g}^T \hat{\delta}^\dagger)^2 \right] \simeq -\frac{1}{2} \sum_{w_n} \int d\vec{x} \frac{d\vec{k}}{(2\pi)^2} \text{tr} \left[(\hat{f} \hat{\delta} \hat{f}'^T \hat{\delta}^\dagger)^2 \right] \quad (25)$$

$$\simeq -\frac{1}{2} \int d\vec{x} |\Delta|^4 \sum_a N_a \sum_{w_n} \int_{-\infty}^{+\infty} \frac{d\varepsilon_a}{(w_n^2 + \varepsilon_a^2)^2}.$$

Here, to go to the second equality we used Eq. (16). By using the Eq. (25) and Eq. (10) we obtain the part of the free energy which is quartic in order parameter:

$$F_4 = \int d\vec{x} \beta |\Delta|^4, \quad \text{with } \beta = \frac{7\zeta(3)}{(4\pi T)^2} N \quad (26)$$

The principal difference between the GL model of centrosymmetric and noncentrosymmetric material here is in the form of the gradient term in Eq. (23). Note, that the frequently used phenomenological noncentrosymmetric GL models include only the cross term $\vec{B} \cdot \vec{J}$, that makes these models unbounded from below. The derived microscopic model solves this issue because the gradient term in Eq. (23) is a full square, i.e. is positively defined.

III. RESCALING AND PARAMETRIC DEPENDENCE OF THE MICROSCOPIC GL MODEL

In this section, we rescale the GL model to a simpler form that is analyzed below. The minimal, microscopically-derived GL model for noncentrosymmetric superconductor reads as a sum of second-order F_2 and fourth-order F_4 terms, given by Eq. (23) and Eq. (26):

$$F = \int d\vec{x} \left[\frac{(\vec{B} - \vec{H})^2}{2} + \alpha |\Delta|^2 + \beta |\Delta|^4 + \sum_{a=\pm 1} K_a \left| \left(v_{aF} D^* - 2a\mu_B \vec{B} \right) \Delta \right|^2 \right] \quad (27)$$

Importantly, the energy of the model, derived here, is bounded from below i.e. the functional does not allow infinitely negative energy states. This is in contrast to the phenomenological model presented in Chapter 5 of [11], which has artificial unboundedness of the energy from below [24].

The microscopically-derived model, can be cast in a more compact form by introducing the new variables $\vec{r}, \psi, F', \vec{A}'$ and performing the following transformation:

$$\vec{x} = \frac{1}{\sqrt{-\alpha}} \left(\frac{\beta}{2e^2} \right)^{\frac{1}{4}} \vec{r}, \quad \Delta = \sqrt{\frac{-\alpha}{2\beta}} \psi \quad (28)$$

$$F = \frac{\sqrt{-\alpha}}{2(2e^2)^{\frac{3}{4}} \beta^{\frac{1}{4}}} F', \quad \vec{A} = \frac{1}{2e} \frac{r}{x} \vec{A}'$$

After dropping the prime ', the rescaled GL free energy can be written as:

$$F = \int d\vec{r} \left[\frac{(\vec{B} - \vec{H})^2}{2} + \sum_{a=\pm 1} \frac{|\mathcal{D}_a \psi|^2}{2\kappa_c} - |\psi|^2 + \frac{|\psi|^4}{2} \right] \quad (29)$$

$$\mathcal{D}_a \equiv i\nabla - \vec{A} - (\gamma + a\nu)\vec{B}$$

where we define new parameters:

$$\begin{aligned} \kappa_c &= \sqrt{\frac{\beta}{2e^2}} \frac{1}{\sum_{a=\pm 1} K_a v_{aF}^2}, \quad \vec{H} = \frac{\sqrt{2\beta}}{-\alpha} \vec{\mathcal{H}} \\ \gamma &= \sqrt{-\alpha} \left(\sum_{a=\pm 1} a K_a v_{aF} \right) 2\mu_B \kappa_c \left(\frac{2e^2}{\beta} \right)^{\frac{3}{4}} \\ \nu &= \sqrt{-\alpha K_+ K_-} \left(\sum_{a=\pm 1} v_{aF} \right) 2\mu_B \kappa_c \left(\frac{2e^2}{\beta} \right)^{\frac{3}{4}} \end{aligned} \quad (30)$$

Two conclusions can be drawn here:

- The noncentrosymmetric term Eq. (24) has the prefactor γ that modifies the gradient term. It means that the sign of γ determines whether left or right-handed states are preferable. The term is proportional to microscopic spin-orbit coupling $\gamma \propto \gamma_0$ if $\gamma_0 k_F \ll \mu$. On the other hand, the parameter ν appears due to the coupling to the Zeeman magnetic field.
- The parameters γ, ν are proportional to $\sqrt{-\alpha}$ and hence for $T \rightarrow T_c$ we get $\gamma, \nu \rightarrow 0$. Here T_c is the critical temperature, defined in Eq. (23) so that $\alpha \propto \ln \frac{T}{T_c}$. Note, that the characteristic parameter κ_c does not have the same meaning as the standard Ginzburg-Landau parameter. However, asymptotically, in the limit $T \rightarrow T_c$ the noncentrosymmetric superconductor will behave as a usual superconductor with GL parameter κ_c .

Varying Eq. (29) with respect to ψ^*, ψ and \vec{A} we obtain the following Ginzburg-Landau (GL) equations:

$$\begin{aligned} \sum_a \frac{\mathcal{D}_a^2 \psi}{2\kappa_c} - \psi + |\psi|^2 \psi &= 0, \quad \sum_a \frac{(\mathcal{D}_a^2 \psi)^*}{2\kappa_c} - \psi^* + |\psi|^2 \psi^* = 0 \\ \nabla \times \left[\vec{B} - \vec{H} - \sum_a (\gamma + a\nu) \vec{J}_a \right] &= \sum_a \vec{J}_a \end{aligned} \quad (31)$$

with $\vec{J}_a = \frac{\text{Re}(\psi^* \mathcal{D}_a \psi)}{\kappa_c}$ and boundary conditions for unitary vector \vec{n} orthogonal to the boundary:

$$\begin{aligned} \vec{n} \cdot \sum_a \mathcal{D}_a \psi &= 0, \quad \vec{n} \cdot \sum_a (\mathcal{D}_a \psi)^* = 0 \\ \vec{n} \times \left[\vec{B} - \vec{H} - \sum_a (\gamma + a\nu) \vec{J}_a \right] &= 0 \end{aligned} \quad (32)$$

IV. AN ANALYTICAL APPROACH FOR SOLUTIONS IN THE LONDON LIMIT: MAGNETIC FIELD CONFIGURATION AS THE SOLUTION TO THE COMPLEX FORCE-FREE EQUATION

In this section, we develop an analytical method for treating Eq. (31). That will allow us to determine the magnetic field and current configurations in the London limit.

A. Decoupling of fields at linear level

First we focus on asymptotic of the Eq. (31) over uniform background $\psi = 1$. Namely, we set $\psi = (1 + \varepsilon)e^{i\phi}$ and assume that ε, \vec{B} and $\vec{j} \equiv \nabla\phi + \vec{A} + \gamma\vec{B}$ are small. By linearising the GL equations Eq. (31) in terms of them we obtain:

$$\begin{aligned} \Delta\varepsilon - 2\kappa_c\varepsilon &= 0 \\ \chi^2 \nabla \times \vec{B} + \gamma \nabla \times \vec{j} + \vec{j} &= 0 \end{aligned} \quad (33)$$

where $\chi = \sqrt{\frac{\kappa_c}{2} + \nu^2}$. This is accompanied by the boundary conditions Eq. (32):

$$\begin{aligned} \vec{n} \cdot \nabla\varepsilon &= 0, \quad \vec{n} \cdot \vec{j} = 0 \\ \vec{n} \times \left[\chi^2 \vec{B} + \gamma \vec{j} - \frac{\kappa_c}{2} \vec{H} \right] &= 0 \end{aligned} \quad (34)$$

Note, that equation for the matter field ε has the same form as for usual superconductors. That allows us to define the coherence length as $\xi = \frac{1}{\sqrt{2\kappa_c}}$ so that it parameterizes the exponential law $\psi \propto e^{-x/\xi}$ how the matter field recovers from a local perturbation. Importantly the equation for \vec{B} and \vec{j} is decoupled from the equation for ε at the level of linearized theory. That means that the London limit is a fully controllable approximation for a noncentrosymmetric superconductor with short coherence length. Namely, when the length scale of density variation ξ is much smaller than the characteristic length scale of the magnetic field decay and we are sufficiently far away from the upper critical magnetic field, so that vortex cores do not overlap, the London model is a good approximation.

B. Analytical approach for solutions in the London limit in the presence of vortices.

In London approximation the order parameter is set to $\psi = 0$ at $r < \xi$ to model a core of a vortex positioned at $r = 0$. Away from the core it recovers to bulk value $\psi = e^{i\phi}$.

Taking curl of the second equation in Eq. (33) we obtain equation that determines configuration of the mag-

netic field:

$$[\chi^2 + \gamma^2] \nabla \times (\nabla \times \vec{B}) + 2\gamma \nabla \times \vec{B} + \vec{B} = -\nabla \times \nabla \phi - \gamma \nabla \times (\nabla \times \nabla \phi) \quad (35)$$

Far away from the vortex core, the right-hand side of Eq. (35) should be zero. By introducing a differential operator

$$\mathcal{L} = -\eta + \nabla \times \quad \text{with} \quad \eta \equiv \eta_1 + i\eta_2 = \frac{-\gamma + i\chi}{\gamma^2 + \chi^2} \quad (36)$$

Eq. (35) with zero right-hand side can be written as:

$$\mathcal{L}\mathcal{L}^*\vec{B} = 0 \quad (37)$$

To simplify this equation we introduce complex force free field \vec{W} defined by $\nabla \times \vec{W} = \eta\vec{W}$ or equivalently by $\mathcal{L}\vec{W} = 0$. Using this and Eq. (37) we obtain that

$$\mathcal{L}^*\vec{B} = c\vec{W} \quad (38)$$

where c is arbitrary complex valued constant. Subtracting complex conjugated from Eq. (38) we obtain the solution for the magnetic field \vec{B} in terms of complex force free field \vec{W} :

$$\vec{B} = \text{Re}\vec{W} \quad (39)$$

Note, that we absorbed multiplicative complex constant into the definition of \vec{W} in the last step.

To obtain a solution for \vec{W} , one can solve the equation $\mathcal{L}\vec{W} = 0$. However it is more elegant to employ the trick used by Chandrasekhar and Kendall [25]. Namely, solution for \vec{W} is made of auxiliary functions:

$$\vec{W} = \vec{T} + \frac{1}{\eta} \nabla \times \vec{T}, \quad \vec{T} = \nabla \times (\vec{v}f(\vec{r})) \quad (40)$$

$$\nabla^2 f + \eta^2 f = 0$$

There is freedom in choosing \vec{v} : it can be set to, for example, $\vec{v} = \text{const}$ or $\vec{v} \propto \vec{r}$. We note, that to make resulting equations simpler, if possible, it's convenient to satisfy: $\vec{v} = \text{const} \in \text{Re}$, $|\vec{v}| = 1$ and $\vec{v} \cdot \nabla f = 0$. In this work we fix it to $\vec{v} = \vec{e}_z$ and hence set \vec{W} to:

$$\vec{W} = \eta f \vec{e}_z - \vec{e}_z \times \nabla f \quad (41)$$

In a London model a solution for a vortex is obtained by including a source term. Now if we take into account right-hand side of Eq. (35) second equation in Eq. (40) should be modified to include source term δ , which we define by $\nabla^2 f + \eta^2 f = \eta\delta$. For multiple vortices with windings n_i , placed at different positions \vec{r}_i , we have

$$\nabla \times \nabla \phi = 2\pi \vec{e}_z \sum_i n_i \delta(x - x_i, y - y_i) \quad (42)$$

The Eq. (35) with non zero right hand side can be written as:

$$\text{Re} \left[\mathcal{L}^* (\mathcal{L}\vec{W} - \eta \nabla \times \nabla \phi) \right] = 0 \quad (43)$$

From the Eq. (41) we obtain that $\mathcal{L}\vec{W} = -\vec{e}_z \eta \delta$. Inserting it in Eq. (43) results in

$$\delta = -2\pi \sum_i n_i \delta(x - x_i, y - y_i) \quad (44)$$

This section can be summarized as follows: we justified taking the London limit by decoupling linearized matter field equation from magnetic field equation. We demonstrated that the equation Eq. (35), that determines magnetic field of superconductor in the London limit, can be simplified to:

$$\vec{B} = \text{Re}\vec{W}, \quad \vec{W} = \eta f \vec{e}_z - \vec{e}_z \times \nabla f$$

$$\nabla^2 f + \eta^2 f = -2\pi \eta \sum_i n_i \delta(x - x_i, y - y_i) \quad (45)$$

Note, that this representation of \vec{B} in terms of complex force-free fields is *general*: i.e. it holds also for the usual centrosymmetric superconductor. But, as will be clear from the discussion below, it is particularly useful for noncentrosymmetric materials.

C. Calculation of the free energy of nontrivial configurations

An example where the London model yields important physical information is vortex energy calculations. That allows determining for instance, lower critical magnetic fields and magnetization curves. Free energy Eq. (29), up to a constant, can be written as:

$$F = \int d\vec{r} \left[\frac{\chi^2}{\kappa_c} B^2 - \vec{B} \cdot \vec{H} + \frac{j^2}{\kappa_c} \right] \quad (46)$$

where \vec{j} is found from the second equation in Eq. (33) and curl of its definition $\nabla \times \vec{j} = \nabla \times \nabla \phi + \vec{B} + \gamma \nabla \times \vec{B}$. The formalism presented in this section allows a simple solution:

$$\vec{j} = \chi \text{Im}\vec{W} \quad (47)$$

Hence energy of *any* configuration can be written as:

$$F = \int d\vec{r} \left[\frac{\chi^2}{\kappa_c} |\vec{W}|^2 - \text{Re}\vec{W} \cdot \vec{H} \right] \quad (48)$$

Furthermore, by using the Eq. (41), the energy Eq. (48) can be further simplified to

$$F = \int d\vec{r} \left[\frac{\chi^2}{\kappa_c} (|\nabla f|^2 + |\eta f|^2) - \text{Re}\vec{W} \cdot \vec{H} \right]. \quad (49)$$

We will use the formalism of this section below to analyze the physical properties of noncentrosymmetric systems.

V. STRUCTURE OF A SINGLE VORTEX

A. Analytical treatment in the London limit

Earlier, vortex solutions were obtained only as a series expansion [11, 18], which didn't exhibit any spiral structure of the magnetic field. In this section, we show how the method that we developed in Eq. (45) allows us to obtain an exact solution that turns out to be structurally different.

Consider a single vortex translationally invariant along z direction and positioned at $x, y = 0$. Then in order to obtain magnetic field we need to solve second equation in Eq. (45):

$$\nabla^2 f + \eta^2 f = -2\pi\eta n\delta(x, y) \quad (50)$$

Firstly, let's solve it with zero right-hand side. Then Eq. (50) is just Helmholtz equation with complex parameter η . In polar coordinates ρ and θ its solution is $f = \sum_{j=-\infty}^{+\infty} c_j e^{ij\theta} H_j^{(1)}(\eta\rho)$. Where we chose $H_j^{(1)}$ – Hankel function of the first kind to obtain appropriate asymptotic $f \rightarrow 0$ for $\rho \rightarrow \infty$.

Next let's take into account right-hand side of Eq. (50). Since $2\pi\delta(x, y) = \nabla^2 \ln \rho$ and $H_0^{(1)}(\eta\rho) \rightarrow \frac{2i}{\pi} \ln \rho$ for $\rho \rightarrow 0$ we obtain that $\nabla^2 H_0^{(1)} = 4i\delta(x, y) - \eta^2 H_0^{(1)}$. Hence only zero order Hankel function contributes to solution of Eq. (50), which is given by:

$$f = \frac{i\pi}{2} \eta n H_0^{(1)}(\eta\rho) \quad (51)$$

Hence using Eq. (51) and first line in Eq. (45), we obtain magnetic field of a vortex, see Fig. 1:

$$\vec{B} = \text{Re} \left[\frac{i\pi}{2} n\eta (\eta \vec{e}_z - \vec{e}_z \times \nabla) H_0^{(1)}(\eta\rho) \right] \quad (52)$$

For $\nu, \gamma \rightarrow 0$ this expression, as expected, gives the usual result $\vec{B} = -\vec{e}_z \frac{n\kappa_0(x/\lambda)}{\lambda^2}$. In polar coordinates Eq. (52) can be written as:

$$\vec{B} = \text{Re} \left[\frac{i\pi}{2} n\eta^2 \left(0, H_1^{(1)}(\eta\rho), H_0^{(1)}(\eta\rho) \right) \right] \quad (53)$$

Then for $\rho \rightarrow \infty$ since $H_1^{(1)} \rightarrow -iH_0^{(1)} \propto \frac{e^{i\eta\rho}}{\sqrt{\rho}}$ magnetic field forms the right handed spirals as in the case of the Meissner state, see below Eq. (57), but instead in a radial direction:

$$\vec{B} = B_z + iB_\theta \propto \frac{e^{i\eta\rho}}{\sqrt{\rho}} \quad (54)$$

Note, that this is a general observation that decaying magnetic field forms a spiral with handedness determined by the sign of γ .

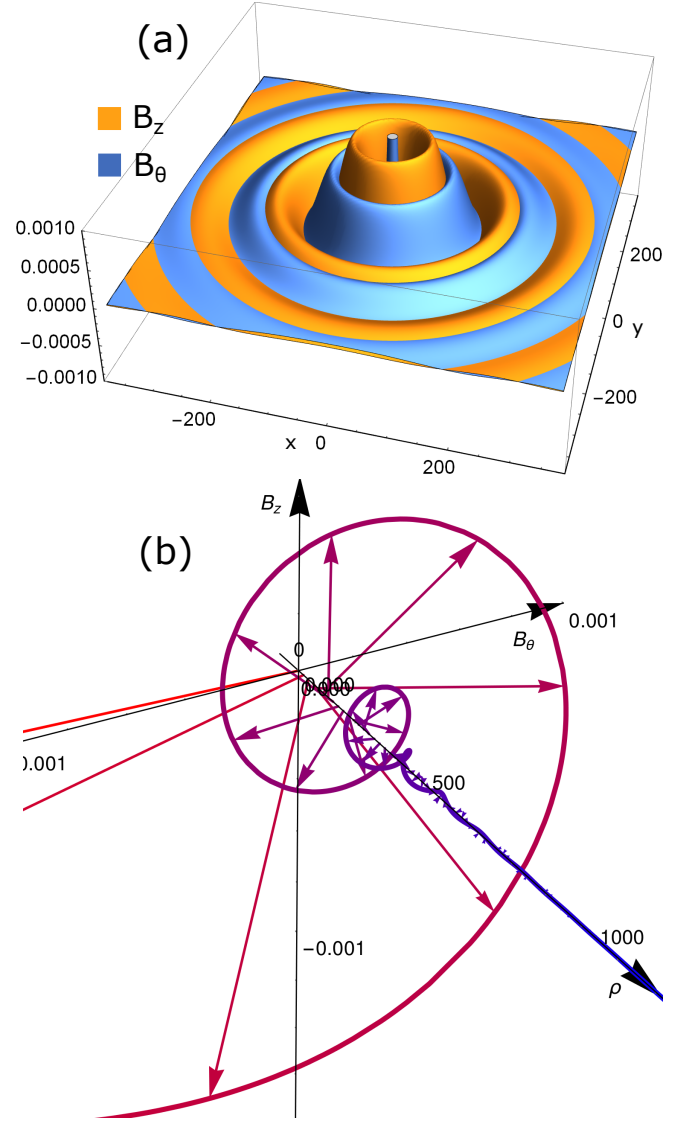


Figure 1. Magnetic field \vec{B} of a right handed vortex obtained in the London approximation, which is given by Eq. (52) with $\kappa_c = 20$, $\gamma = 20$, $\nu = 1$. (b) Shows \vec{B} on a line going radially along ρ away from the vortex core.

B. Vortex solution in the Ginzburg-Landau model.

To obtain the vortex solution in the full nonlinear Ginzburg-Landau model, we developed a numerical approach that minimizes the free energy Eq. (29). For that, we wrote code that uses a nonlinear conjugate gradient algorithm parallelized on CUDA enabled graphics processing unit, for detail of numerical approach see [27]. The algorithm works as follows: firstly the fields ψ and \vec{A} are discretized using a finite difference scheme on a Cartesian grid. Then energy is minimized by sequentially updating ψ and \vec{A} in steps. In each step, we calculate gradients of the free energy with respect to the given field. Then we adjust the resulting vector with a

nonlinear conjugate gradient algorithm, which gives the direction of the step in the field. Next, we expand energy in the Taylor series in terms of step amplitude for the obtained step direction. This amplitude is then calculated as a minimizer of the obtained polynomial and the step is made. Discretized grid had $512 \times 512 \times 32$ points. To verify results we used grids of different sizes like 128^3 . The obtained numerical solutions of the full GL model Eq. (29) are shown on Fig. 2

In Fig. 3 we plot a comparison of the analytical solution obtained in the London model and the numerical solution in full nonlinear GL theory.

VI. CROSSOVER TO TYPE-1 SUPERCONDUCTIVITY AT ELEVATED TEMPERATURES

In this section, we show how noncentrosymmetric superconductors can crossover from vortex states at low temperature to type-1 superconductivity at $T \rightarrow T_c$.

To that end, let us consider the energy of a single vortex with a core parallel to z direction. Recall that first critical magnetic field H_{c1} is defined such that vortex energy becomes negative for $H_z \equiv H > H_{c1}$. Namely, vortex energy (per unit length in z direction) is given by $\mathcal{F}_v = 2\pi(H_{c1} - H)$, where H is external magnetic field parallel to z direction. Next, thermodynamic critical magnetic field H_c is defined as H when energy of the uniform superconducting state $\psi = 1$ and $\vec{A} = 0$ is zero. In our rescaled units $H_c = 1$. In the usual type-II superconductors vortices form when $H_{c1} < H_c$. However, as we will see below, the interaction of vortices in this system is non-monotonic and hence lattice of vortices will become energetically beneficial for $H'_{c1} < H_{c1}$. Hence in order to show that superconductor has vortex states it is sufficient to find $H_{c1} < H_c$.

To observe a crossover consider a noncentrosymmetric superconductor that has $\kappa_c < 1$. Then at $T \rightarrow T_c$, as we showed above, $\gamma, \nu \rightarrow 0$ and hence it becomes usual type-1 superconductor described by the GL parameter κ_c . In this case $H_c < H_{c1}$ and hence vortices are not present. However, when the temperature is decreased, γ and ν increase. By solving the full GL model Eq. (29), we find that this leads to a change in the value of H_{c1} . Eventually, it becomes smaller than H_c at sufficiently low temperature, see Fig. 4. This means that vortices will necessarily start to appear.

Next, we study analytically how vortex states become energetically preferable. Firstly, consider the London limit, disregarding the vortex core energy. Using the previously obtained vortex solution Eq. (51) and energy given by Eq. (49), we obtain energy of a vortex \mathcal{F}_v with winding n . We can express it in terms of the London

limit first critical magnetic field H_{c1}^L :

$$\mathcal{F}_v = 2\pi n (nH_{c1}^L + H) \quad (55)$$

$$H_{c1}^L = \frac{\chi}{\kappa_c} \left[\eta_1 \arctan\left(\frac{\eta_1}{\eta_2}\right) + \eta_2 \ln \frac{2e^{-\gamma_{\text{Euler}}}}{|\eta|\xi} \right]$$

where $\gamma_{\text{Euler}} \simeq 0.577..$ is Euler Gamma. For a single vortex we have $n = -1$. Let us estimate the core energy of a vortex. Since vortex core is of size ξ then it is $\simeq \pi\xi^2\psi^2 \simeq \frac{\text{const}}{\kappa_c}$ since $\xi = \frac{1}{\sqrt{2\kappa_c}}$ and $\psi \simeq 1$. Hence the actual first critical magnetic field can be estimated by $H_{c1} \simeq H_{c1}^L + \frac{\text{const}}{\kappa_c}$. When $\kappa_c \gg 1$, γ, ν this core energy is indeed relatively small and can be disregarded.

However, for studying a crossover to type-1 superconductivity Fig. 4, this is not true since $\kappa_c < 1$. There, instead, the vortex core energy gives a significant contribution to H_{c1} . Numerically we estimated $H_{c1} \simeq H_{c1}^L + \frac{0.385}{\kappa_c}$, see Fig. 4. Moreover, from Eq. (55) it follows that for the increased value of γ the vortex energy is dominated by core contribution. For the crossover to type-1 superconductivity we need $0.385 \lesssim \kappa_c < 1$ and large enough value of γ .

Finally consider how parameters γ, ν influence length scales over which order parameter and magnetic field change. Namely, we are interested in the ratio of these scales, since for usual superconductor it determines whether it is of type-1 or type-2. As we showed before, Eq. (33), coherence length has the usual form in a non-centrosymmetric superconductor. To obtain penetration depth one needs to solve for Meissner state in London limit. The Meissner state in the non-centrosymmetric superconductors was discussed before in [11, 17, 18] for similar models. Here we rederive it for our model Eq. (29) using the method that we outlined in the previous section Eq. (45).

Consider superconductor with no vortices occupying half-space $x > 0$ and external magnetic field \vec{H} , parallel to the boundary. As usual, we assume that fields depend only on x . Then the second equation in Eq. (45) is easily solved resulting in $f(x) = ce^{i\eta x}$, since we demand $f(x \rightarrow \infty) \rightarrow 0$, where c is a complex multiplicative constant. To determine c we use boundary condition Eq. (34), which in terms of \vec{W} becomes:

$$\vec{n} \cdot \text{Im}\vec{W} = 0, \quad \vec{n} \times \text{Re} \left[\frac{i\vec{W}}{\eta} - \frac{\kappa_c}{2\chi} \vec{H} \right] = 0 \quad (56)$$

it gives $c = -\frac{i\kappa_c}{2\chi} \vec{H}$, where $\vec{H} = H_z + iH_y$. From Eq. (45) we obtain magnetic field, which can be represented by a linear combination of components of \vec{B} parallel to the boundary $\vec{B} = B_z + iB_y$:

$$\vec{B} = -\frac{i\eta\kappa_c}{2\chi} \vec{H} e^{i\eta x} \propto e^{-\eta_2 x + i\eta_1 x} \quad (57)$$

While the magnetic field has a spiral decay, its modulus has an exponential decay, see Fig. 5. That allows to

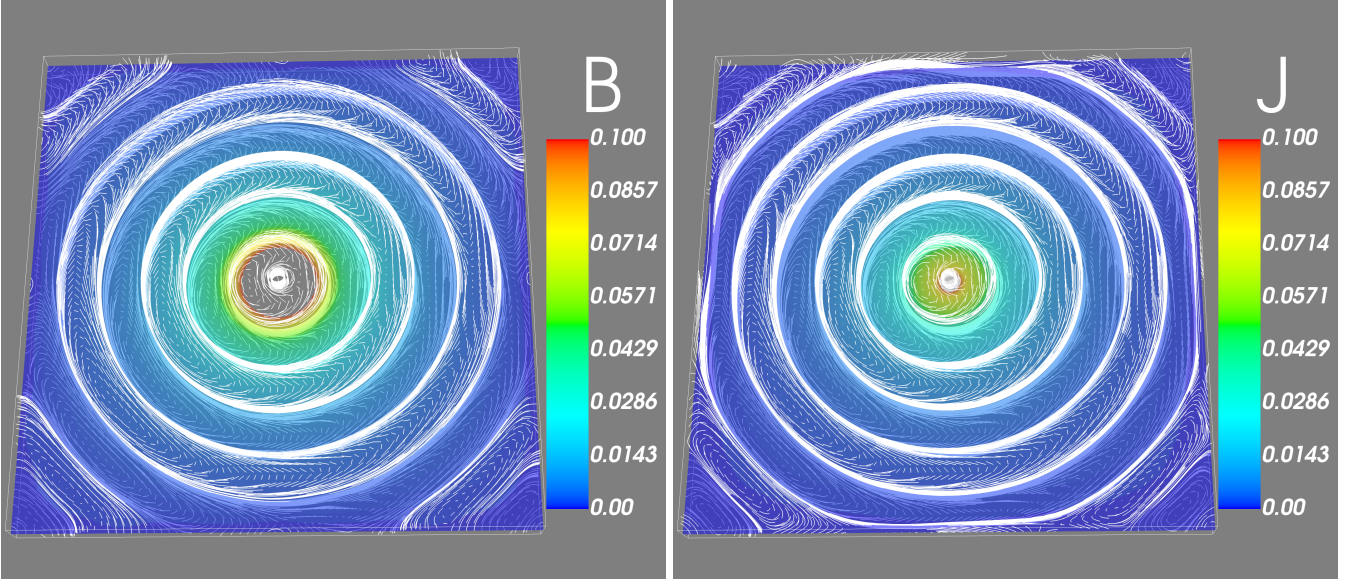


Figure 2. Vortex obtained numerically in the three dimensional model Eq. (29) with $\kappa_c = 0.3$, $\gamma = 2$, $\nu = 0.1$. **(left)** White streamlines show the force lines of the magnetic field starting from the middle cross-section. The color shows $|\vec{B}|$, which is cut off at $B = 0.1$ for visualization purposes. Note periodical structure in the radial direction, which corresponds to spirals as in analytic solution Fig. 1. **(right)** Streamline plot for current $\vec{J} \equiv \nabla \times \vec{B}$. Observe that the current configuration is very similar to that of the magnetic field. While there is, as usual, current going around the vortex core, there is a part of current going along the vortex core, alternating the direction.

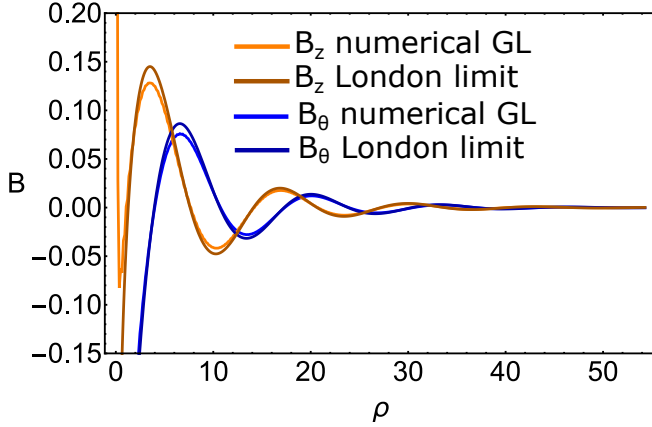


Figure 3. Comparison of magnetic field of a vortex obtained as full numerical solution of Eq. (29) and the London limit analytical solution Eq. (52) for $\kappa_c = 0.3$, $\gamma = 2$, $\nu = 0.1$.

define the penetration depth for magnetic field as the inverse of imaginary part of η :

$$\lambda = \frac{1}{\eta_2} \quad (58)$$

Importantly, inside a superconductor, the direction of the magnetic field rotates with the period $\frac{2\pi}{\eta_1}$, forming a right-handed spiral (helical) structure. This spiral is shown on Fig. 5. Note, that handedness of the state is set by the sign of η_1 . Also observe that the operator \mathcal{LL}^* that determines the configuration of \vec{B} is invariant

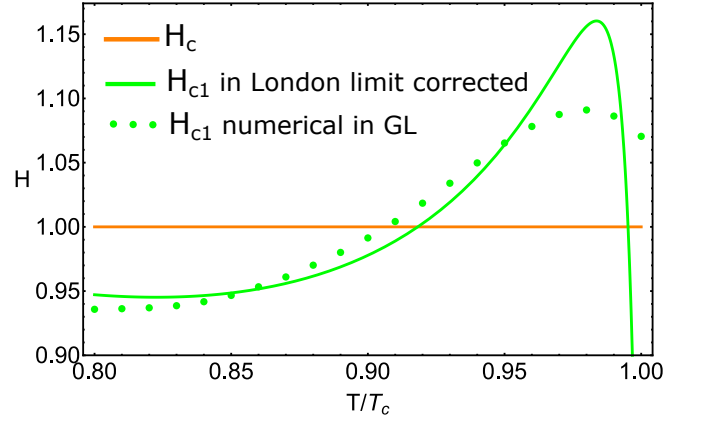


Figure 4. Crossover between vortex state and type-1 superconductivity in noncentrosymmetric superconductor as a function of temperature. Note, that for low temperature, the first critical magnetic field H_{c1} (green dots) is lower than the thermodynamic H_c (orange line) and hence superconductor forms vortices in an external field. For higher temperature $H_{c1} > H_c$ a single vortex cannot be induced by an external magnetic field. For $T \rightarrow T_c$ system becomes usual type-1 superconductor. The calculation in the London limit Eq. (55) with a correction for vortex core energy gives quite good approximation $H_{c1} \simeq H_{c1}^L + \frac{0.385}{\kappa_c}$ (green line). Parameters are chosen so that for $T/T_c = 0.9$ they are $\kappa_c = 0.8$, $\gamma = 2.5$ and $\nu = 0.1$. Note, that λ/ξ grows as the temperature is decreased. Namely, $\lambda/\xi \simeq 0.89$ for $T/T_c = 1$, whereas at $H_{c1} = H_c$ and $T/T_c \simeq 0.9$ we get $\lambda/\xi \simeq 13$.

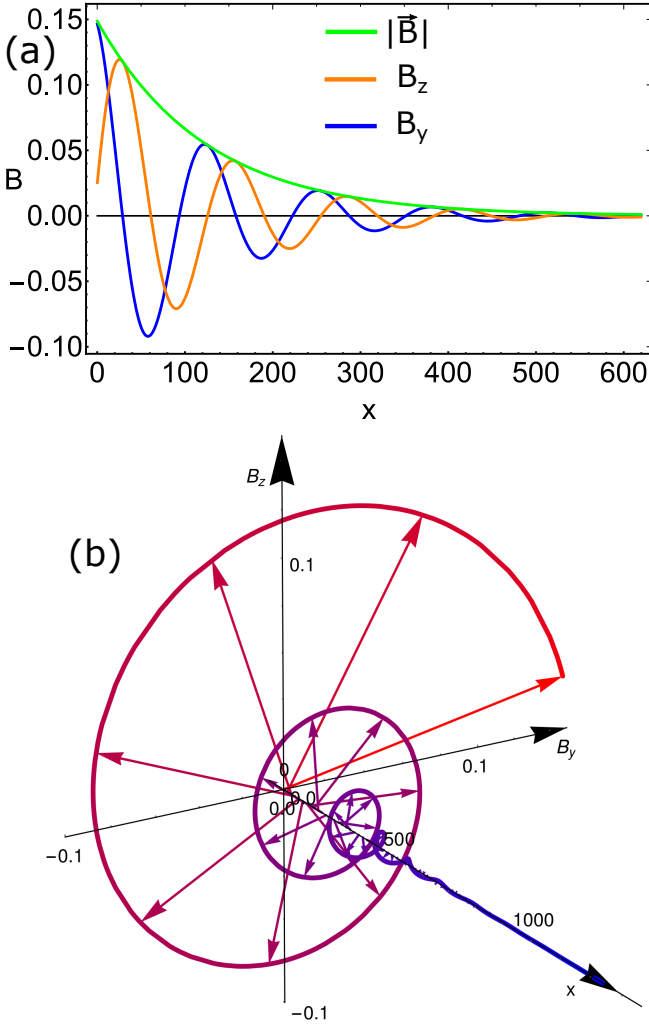


Figure 5. Magnetic field \vec{B} decay in a superconductor in the right handed Meissner state. The result is obtained in the London approximation, which is given by Eq. (57) with $\kappa_c = 20$, $\gamma = 20$, $\nu = 1$. Superconductor is positioned at $x > 0$. The handedness of the state is determined by the sign of γ .

under inversion (parity) transformation $\mathbb{P} : \vec{r} \rightarrow -\vec{r}$ and the model is centrosymmetric only if $\eta_1 = 0$. It is also apparent from the fact that $\eta_1 \propto \gamma$, where γ is, as was shown above, the parameter that determines the degree of noncentrosymmetry of the material.

The ratio of the magnetic field penetration length and coherence length for the noncentrosymmetric superconductor then reads

$$\frac{\lambda}{\xi} = \kappa_c \frac{1 + \frac{2}{\kappa_c} (\gamma^2 + \nu^2)}{\sqrt{1 + \frac{2}{\kappa_c} \nu^2}} \quad (59)$$

Note, that $\gamma, \nu \propto \sqrt{\ln \frac{T_c}{T}}$ strongly depend on T and go to zero for $T \rightarrow T_c$, see Eq. (30). Since $\gamma/\nu \simeq \text{const}$ the ratio λ/ξ increases when temperature is decreased, see Fig. 6. Hence it is typical that in noncentrosymmetric

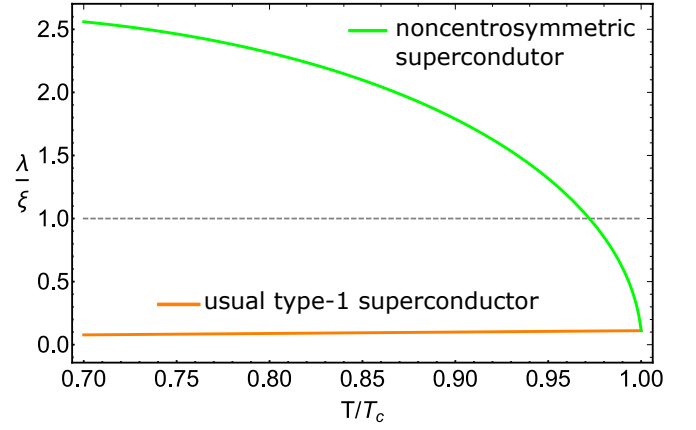


Figure 6. Ratio of penetration depth and coherence length in noncentrosymmetric superconductor (green) given by Eq. (59). In this case system exhibits type-1 superconductivity, but λ/ξ still changes significantly and it is equal to κ_c for $T/T_c = 1$. For comparison $\lambda/\xi \equiv \kappa_c$ of usual superconductor (orange) weakly depends on temperature. Parameters are chosen so that for $T/T_c = 0.9$ they are $\kappa_c = 0.1$, $\gamma = 2$ and $\nu = 2$.

superconductors $H_c = H_{c1}$ for $\lambda/\xi \neq 1$. Namely, for the parameters in Fig. 4 we obtained that $H_c = H_{c1}$ for $\lambda/\xi \approx 13$, which is in strong contrast to centrosymmetric superconductors where $H_c = H_{c1}$ for $\lambda/\xi = 1$ (or $1/\sqrt{2}$ in different units). We show below that interaction between vortices is nonmonotonic and the critical field for vortex clusters is smaller than H_{c1} for a single vortex, and thus there is no Bogomolny point in the noncentrosymmetric superconductors considered in this paper.

We obtained crossover Fig. 4 and the Eq. (59) by considering a noncentrosymmetric superconductor with O or T symmetry. Noncentrosymmetric systems with different symmetry, have terms of different structure but with the same scaling, corresponding to spin-orbit and Zeeman coupling terms. It means that for any symmetry it is expected to have a strong dependence of these noncentrosymmetric terms on temperature. Consequently, if $\kappa_c < 1$ and γ, ν terms are large enough, one can expect the crossover between different types in noncentrosymmetric superconductors. This type of behavior was reported for noncentrosymmetric superconductor AuBe [13].

VII. INTERVORTEX INTERACTION AND VORTEX BOUND STATES

Here we compute the interaction energy of vortices by using Eq. (49). Consider a set of vortices with windings n_i placed at \vec{r}_i with cores parallel to \vec{e}_z . Then according

to Eq. (45) and single vortex solution Eq. (51) f satisfies:

$$\nabla^2 f + \eta^2 f = -2\pi\eta \sum_i n_i \delta(x - x_i, y - y_i) \equiv \eta \delta \quad (60)$$

$$f = \sum_i \frac{i\pi}{2} n_i \eta H_0^{(1)}(\eta|\vec{r} - \vec{r}_i|) \quad (61)$$

Then by using the Eq. (60) and its complex conjugate we obtain the energy per unit length in z direction:

$$\mathcal{F} = \int dx dy \left[-\frac{\chi}{\kappa_c} \text{Im}(f) - H_z \right] \delta \quad (61)$$

where we also used that the flux of the vortices is fixed by δ . The integral in Eq. (61) is easily performed for any vortex combination since δ contains the Dirac delta's in it. Now let us consider only two vortices $i = 1, 2$. By subtracting from Eq. (61) energies of single vortices Eq. (55) we obtain the interaction energy U as a function of distance R between them:

$$U(R) = 2\pi^2 n_1 n_2 \frac{\chi}{\kappa_c} \text{Re} \left[\eta H_0^{(1)}(\eta R) \right] \quad (62)$$

Importantly, the intervortex interaction energy U , see Fig. 7, changes sign. Analytically asymptotics for big R is given by:

$$U(R) \propto n_1 n_2 \frac{e^{-\eta_2 R}}{\sqrt{R}} \cos(\eta_1 R + \phi_0) \quad (63)$$

where $\phi_0 = \frac{\arg[\eta]}{2} - \frac{\pi}{4}$. Hence the system forms vortex-vortex and vortex-antivortex pairs. Those will form stable states at distances R corresponding to local minima in U . Approximately (for big R) these minima appear with period $\frac{2\pi}{\eta_1}$. Note, that for $T \rightarrow T_c$ period $\frac{2\pi}{\eta_1} \rightarrow 0$. Simplest estimate as minima/maxima of \cos in Eq. (63) gives:

$$R_{VV} = \frac{\pi + 2\pi k - \phi_0}{\eta_1}, \quad R_{VA} = \frac{2\pi k - \phi_0}{\eta_1} \quad (64)$$

where R_{VV} is the distance between vortices, R_{VA} is the distance between vortex and antivortex and k is an integer.

This behavior is due to the fact that in noncentrosymmetric superconductor vortices are represented by “circularly polarized” cylindrical magnetic field Eq. (52) with period approximately equal to $\frac{2\pi}{\eta_1}$, see Fig. 2 and Fig. 8. Two or more of them brought together will form an interference pattern of two-point sources which, when moving them apart, will alternate between in-phase and out of phase with the same period.

In the London limit, interaction can be easily generalized to an arbitrary number of vortices. Namely, using Eq. (61) pairwise interaction will be given by the same U Eq. (62). Hence we can suggest that vortices can form lattices with the distance between neighboring vortices given by one of the minima of U Eq. (62). Similarly, lattices of vortices and antivortices can be formed.

We obtained the bound states numerically in the full nonlinear GL model given by Eq. (29). The Fig. 8 shows two examples of such bound states.

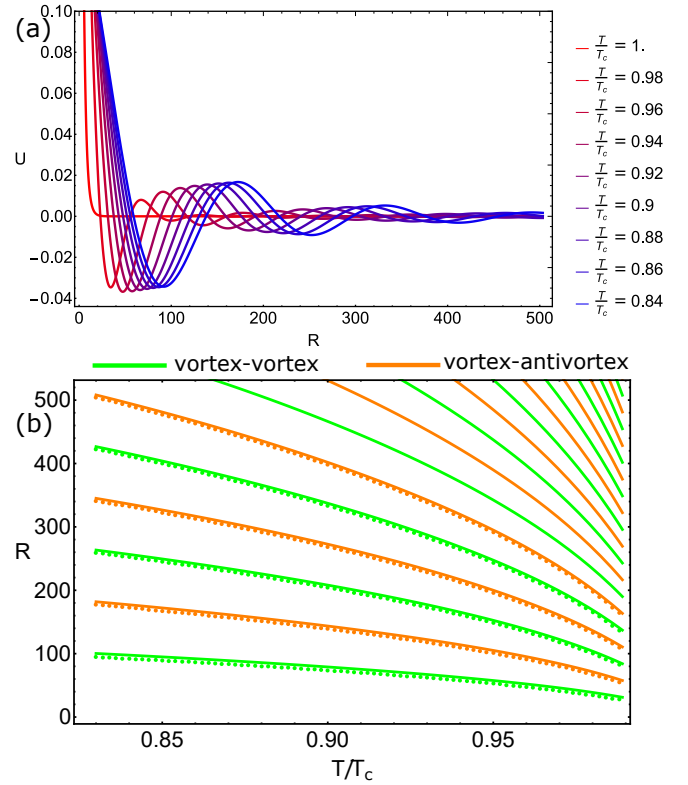


Figure 7. (a) Vortex-vortex interaction energy U Eq. (62) as function of distance between vortices R for several values of temperature T . Parameters chosen so that at $T/T_c = 0.9$ other parameters are $\kappa_c = 20$, $\gamma = 20$, $\nu = 1$. The plot is cut off for small distances and presented for $R > \xi$. Interaction clearly has minima which leads to bound states of vortices. (b) Distance between vortex and vortex (green) and vortex and antivortex (orange) in corresponding bound pairs as a function of temperature. Dots – numerical solutions for extrema of Eq. (62). Lines – simplest estimate by Eq. (64). For reference, at $T/T_c = 0.9$ first critical magnetic field $H_{c1} \simeq 0.02$.

VIII. VORTEX-BOUNDARY INTERACTION

In this section, we show that in noncentrosymmetric superconductors physics of vortex-boundary interaction is unconventional. Consider a half infinite superconductor positioned at $x > 0$ and right-handed vortex with winding n placed at $x = R$ and $y = 0$. Here we study the problem in the London limit and thus neglect the effects associated with the gap variations near the surface [28], and the nonlinear effects appearing at the scale of the vortex core [29]. External magnetic field is set to be $\vec{H} = (0, 0, H)$. Then auxiliary field f should satisfy the following equation inside the superconductor Eq. (45):

$$\nabla^2 f + \eta^2 f = -2\pi\eta\delta(x - R, y) \equiv \eta\delta \quad (65)$$

supplemented by the boundary conditions that f is zero at $x \rightarrow \infty$. From Eq. (34) or equivalently Eq. (56)

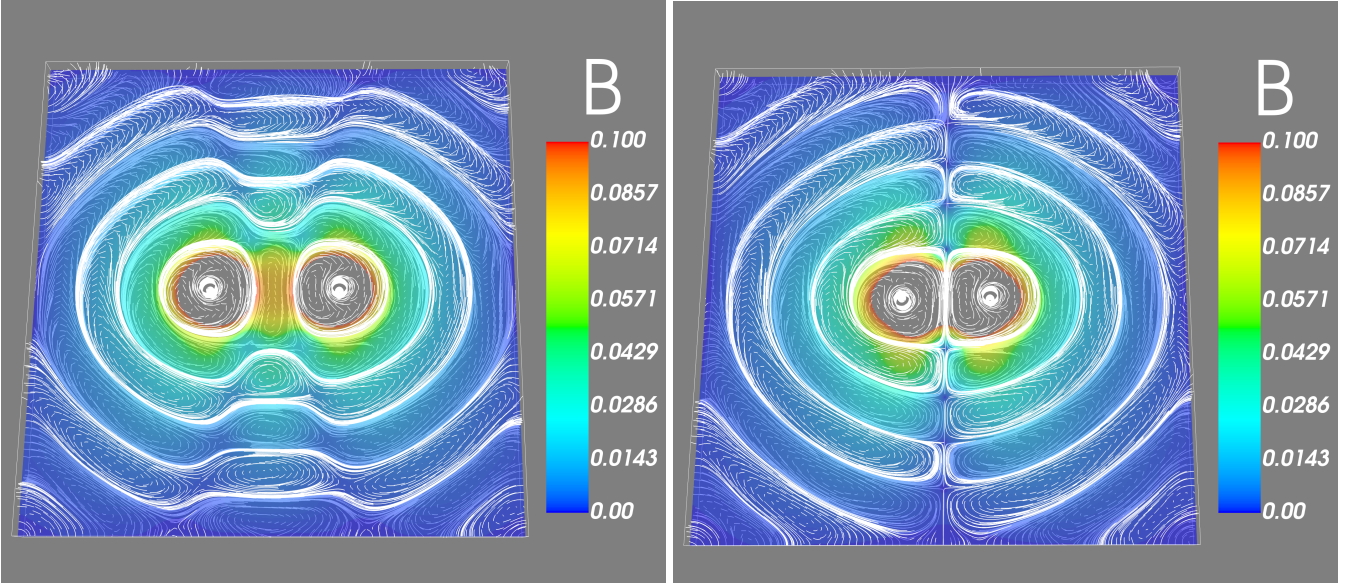


Figure 8. **(left)** Vortex-vortex and **(right)** vortex-antivortex bound states obtained numerically in the three dimensional model Eq. (29) with $\kappa_c = 0.3$, $\gamma = 2$, $\nu = 0.1$. White streamlines show the force lines of the Magnetic field starting from the middle cross-section. The color shows $|\vec{B}|$.

we obtain the following boundary conditions at $x = 0$:

$$\text{Im}[\eta^* \partial_x f] = 0, \quad \text{Im}[f] = -\frac{\kappa_c}{2\chi} H \quad (66)$$

Since Eq. (65) is linear in f it is convenient to write solution as superposition of Meissner state, vortex and image of a vortex as:

$$\begin{aligned} f &= f_m + f_v + f_i \\ f_m &= -\frac{i\kappa_c}{2\chi} H e^{i\eta x} \\ f_v &= \frac{i\pi}{2} n\eta H_0^{(1)} \left(\eta \sqrt{(x-R)^2 + y^2} \right) \end{aligned} \quad (67)$$

where f_m and f_v were found in the previous sections. Note, that since Meissner state f_m satisfies boundary conditions Eq. (66), the vortex and image $f_v + f_i$ should satisfy Eq. (66) with zero right hand side.

Remember that with the London model, for usual superconductor image of the vortex is just its mirror reflection in the boundary, which is modeled by antivortex positioned outside the superconductor, see [30]. This configuration then satisfies both equation Eq. (65) and boundary conditions Eq. (66). By contrast in our case for noncentrosymmetric superconductor unfortunately it is not possible to use this approach. Namely, mirror reflection of right-handed vortex inside the superconductor is left-handed antivortex outside, which indeed satisfies boundary conditions Eq. (66), but equation for \vec{B} Eq. (35) (more complicated version of Eq. (65)) is not satisfied. This is simply because antivortex is left-handed but the equation is right-handed, or vice versa for $\gamma < 0$. Inserted as an image right-handed anti-vortex satisfies Eq. (65), but not boundary conditions Eq. (66).

So to obtain an “image” configuration f_i we have to solve explicitly the Eq. (65). We did that by performing Fourier transform in y direction and solving corresponding equations Eq. (65) for $f_v + f_i$ together subjected to boundary condition Eq. (66) with zero right-hand side, which gives:

$$\begin{aligned} f_i(x, y) &= \frac{1}{2\pi} \int_{-\infty}^{\infty} \tilde{f}_i(x, k) e^{iky} dk \\ \tilde{f}_i(x, k) &= -\frac{\pi n\eta}{s} e^{-sx} \left[e^{-s^*R} - 2 \frac{\text{Re}(s\eta^*)}{\text{Im}(s\eta^*)} \text{Im}(e^{-sR}) \right] \\ &\quad \text{with } s = \sqrt{k^2 - \eta^2} \end{aligned} \quad (68)$$

To obtain energy we integrate by parts Eq. (49) and use Eq. (65), which gives:

$$\mathcal{F} = \int_0^\infty dx \int_{-\infty}^\infty dy \left[-\frac{\chi}{\kappa_c} \text{Im}(f) - H \right] \delta - \int_{-\infty}^\infty dy \frac{H}{2} \frac{\partial_x f}{\eta} \Big|_{x=0} \quad (69)$$

where we obtain, compared to Eq. (61), the last term which is boundary integral. Now inserting solutions Eq. (67) and Eq. (68) up to constant terms we obtain energy of a vortex interacting with a boundary, see Fig. 9:

$$U_b(R) = -2\pi n H \text{Re}[e^{i\eta R}] + 2\pi n \frac{\chi}{\kappa_c} \text{Im}[f_i(R, 0)] + \mathcal{F}_v \quad (70)$$

where \mathcal{F}_v is energy of a single vortex in the bulk of superconductor Eq. (55) and other terms represent interaction energy of vortex and boundary. For a large distance away from the boundary R , the main contribution to the interaction energy comes from first term in Eq. (70) and hence it has similar asymptotics as for vor-

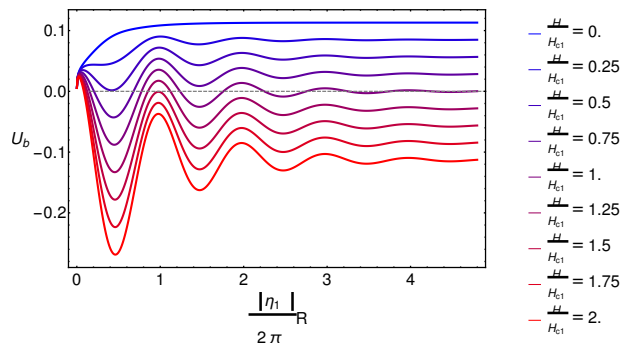


Figure 9. Energy of a vortex interacting with a boundary U_b Eq. (70) for $\kappa_c = 20$, $\gamma = 20$, $\nu = 1$ as function of distance from vortex to boundary R for several values of external magnetic field H . The plot is cut off for small distances and presented for $R > \xi$. Note, that compared to the usual superconductor now vortex has multiple minima, which are distant from the boundary with period $\frac{2\pi}{|\eta_1|}$ for any nonzero H .

tex vortex interaction, namely we obtain $U_b \propto \text{Re}[e^{i\eta R}]$, which has minimums with period $\simeq \frac{2\pi}{|\eta_1|}$, see Fig. 9.

Physically it means that the vortex-surface interaction in a noncentrosymmetric superconductor is principally different from that in an ordinary one. Namely, in the latter case the interaction with a boundary is a barrier-like for non-zero fields and attractive for zero and inverted fields [29–33]. By contrast, we found that in a noncentrosymmetric superconductor vortices should form a bound state with a boundary. Then in increasing magnetic field vortices will first tend to stick near the boundary and only when there will be a considerable amount of them occupying these minima vortices will be pushed into the bulk of superconductor in the form of multi-vortex bound state.

For $\gamma \rightarrow 0$ f_i in the second term in Eq. (70) corresponds to an antivortex as in [30]. But physical interpretation in [30] of the first term in Eq. (70) as Meissner-vortex and the second term as vortex-image interactions is not fully justified. Firstly, when integrating by parts energy Eq. (49) these terms are obtained from combining energy and flux from the field configuration of vortex and image. Secondly, half of the first term in Eq. (70) comes from boundary integral in Eq. (69) due to vortex-image

interaction.

IX. CONCLUSIONS

We considered the physics of magnetic field behavior and vortex states in noncentrosymmetric superconductors. We microscopically derived a Ginzburg-Landau model for noncentrosymmetric superconductors which does not suffer from unphysical ground state instability, which was present in frequently used phenomenological models. The main conclusion of the microscopic part of the paper is that type of magnetic response in a noncentrosymmetric superconductor has significant temperature dependence and one can expect materials that are type-1 close to critical temperature to exhibit vortex states at lower temperatures. We find that the first critical magnetic field for single vortex entry H_{c1} becomes equal to the thermodynamical critical magnetic field at very different ratios of magnetic field penetration length to coherence lengths than in ordinary superconductors, and there is no Bogomolny point at $\lambda/\xi = 1$.

The multivortex states in these systems are unconventional. The demonstrated spiral-like decay of the magnetic field away from a vortex leads to multiple minima in the intervortex interaction potentials and thus the formation of bound states of vortices and stable vortex-antivortex bound states.

We find that vortices have a similar oscillating sign of interaction with Meissner current close to the boundaries, and form bound states with boundaries. The properties may potentially be utilized for new types of control of vortex matter for fluxonics and vortex-based cryocomputing applications.

Note added: Similar results are obtained by Garaud, Chernodub, and Kharzeev in Ref. [34].

ACKNOWLEDGEMENTS

We thank Filipp N. Rybakov and Julien Garaud for the discussions. The work was supported by the Swedish Research Council Grants No. 642-2013-7837, 2016-06122, 2018-03659, and Göran Gustafsson Foundation for Research in Natural Sciences and Medicine and Olle Engkvists Stiftelse.

[1] Fritz London, *Superfluids: Macroscopic theory of superconductivity*, Vol. 1 (Dover Publications Inc., 1961).
[2] Michael Tinkham, *Introduction to superconductivity* (Courier Corporation, 2004).
[3] Boris V Svistunov, Egor S Babaev, and Nikolay V Prokof'ev, *Superfluid states of matter* (Crc Press, 2015).
[4] Lev Davidovich Landau and VL Ginzburg, "On the theory of superconductivity," *Zh. Eksp. Teor. Fiz.* **20**, 1064 (1950).

[5] Egor Babaev and Martin Speight, "Semi-meissner state and neither type-i nor type-ii superconductivity in multicomponent superconductors," *Phys. Rev. B* **72**, 180502 (2005).
[6] Mihail Silaev and Egor Babaev, "Microscopic theory of type-1.5 superconductivity in multiband systems," *Phys. Rev. B* **84**, 094515 (2011).
[7] Johan Carlström, Julien Garaud, and Egor Babaev, "Length scales, collective modes, and type-1.5 regimes in

- three-band superconductors,” *Phys. Rev. B* **84**, 134518 (2011).
- [8] Johan Carlström, Egor Babaev, and Martin Speight, “Type-1.5 superconductivity in multiband systems: Effects of interband couplings,” *Phys. Rev. B* **83**, 174509 (2011).
- [9] Egor Babaev, J Carlström, Mihail Silaev, and JM Speight, “Type-1.5 superconductivity in multicomponent systems,” *Physica C: Superconductivity and its Applications* **533**, 20–35 (2017).
- [10] Mihail Silaev, Thomas Winyard, and Egor Babaev, “Non-london electrodynamics in a multiband london model: Anisotropy-induced nonlocalities and multiple magnetic field penetration lengths,” *Phys. Rev. B* **97**, 174504 (2018).
- [11] Ernst Bauer and Manfred Sigrist, *Non-centrosymmetric superconductors: introduction and overview*, Vol. 847 (Springer Science & Business Media, 2012).
- [12] Sungkit Yip, “Noncentrosymmetric superconductors,” *Annu. Rev. Condens. Matter Phys.* **5**, 15–33 (2014).
- [13] Drew J Rebar, Serena M Birnbaum, John Singleton, Mojammel Khan, JC Ball, PW Adams, Julia Y Chan, DP Young, Dana A Browne, and John F DiTusa, “Fermi surface, possible unconventional fermions, and unusually robust resistive critical fields in the chiral-structured superconductor aube,” *Physical Review B* **99**, 094517 (2019).
- [14] Tian Shang, M Smidman, A Wang, L-J Chang, C Baines, MK Lee, ZY Nie, GM Pang, W Xie, WB Jiang, *et al.*, “Simultaneous nodal superconductivity and time-reversal symmetry breaking in the noncentrosymmetric superconductor captas,” *Physical Review Letters* **124**, 207001 (2020).
- [15] Adrian D Hillier, Jorge Quintanilla, and Robert Cywinski, “Evidence for time-reversal symmetry breaking in the noncentrosymmetric superconductor lanic 2,” *Physical review letters* **102**, 117007 (2009).
- [16] D Singh, PK Biswas, AD Hillier, RP Singh, *et al.*, “Unconventional superconducting properties of noncentrosymmetric re 5.5 ta,” *Physical Review B* **101**, 144508 (2020).
- [17] LS Levitov, Yu V Nazarov, and GM Eliashberg, “Magnetostatics of superconductors without an inversion center,” *JETP Lett* **41** (1985).
- [18] Chi-Ken Lu and Sungkit Yip, “Signature of superconducting states in cubic crystal without inversion symmetry,” *Physical Review B* **77**, 054515 (2008).
- [19] VP Mineev and KV Samokhin, “Nonuniform states in noncentrosymmetric superconductors: Derivation of lifshitz invariants from microscopic theory,” *Physical Review B* **78**, 144503 (2008).
- [20] KV Samokhin, “Magnetic properties of superconductors with strong spin-orbit coupling,” *Physical Review B* **70**, 104521 (2004).
- [21] KV Samokhin and VP Mineev, “Gap structure in noncentrosymmetric superconductors,” *Physical Review B* **77**, 104520 (2008).
- [22] Chi-Ken Lu and Sungkit Yip, “Zero-energy vortex bound states in noncentrosymmetric superconductors,” *Phys. Rev. B* **78**, 132502 (2008).
- [23] M. K. Kashyap and D. F. Agterberg, “Vortices in cubic noncentrosymmetric superconductors,” *Phys. Rev. B* **88**, 104515 (2013).
- [24] (We thank Philipp N. Rybakov for pointing that out).
- [25] Subramanyan Chandrasekhar and Paul C Kendall, “On force-free magnetic fields,” *The Astrophysical Journal* **126**, 457 (1957).
- [26] KV Samokhin, “Helical states and solitons in noncentrosymmetric superconductors,” *Physical Review B* **89**, 094503 (2014).
- [27] Albert Samoilienka, Philipp N Rybakov, and Egor Babaev, “Synthetic nuclear skyrme matter in imbalanced fermi superfluids with a multicomponent order parameter,” *Physical Review A* **101**, 013614 (2020).
- [28] Albert Samoilienka and Egor Babaev, “Boundary states with elevated critical temperatures in bardeen-cooper-schrieffer superconductors,” *Physical Review B* **101**, 134512 (2020).
- [29] Andrea Benfenati, Andrea Maiani, Philipp N Rybakov, and Egor Babaev, “Vortex nucleation barrier in superconductors beyond the bean-livingston approximation: A numerical approach for the sphaleron problem in a gauge theory,” *Physical Review B* **101**, 220505 (2020).
- [30] CP Bean and JD Livingston, “Surface barrier in type-ii superconductors,” *Physical Review Letters* **12**, 14 (1964).
- [31] L Kramer, “Stability limits of the meissner state and the mechanism of spontaneous vortex nucleation in superconductors,” *Physical Review* **170**, 475 (1968).
- [32] Lorenz Kramer, “Breakdown of the superheated meissner state and spontaneous vortex nucleation in type ii superconductors,” *Zeitschrift für Physik A Hadrons and nuclei* **259**, 333–346 (1973).
- [33] PGf de Gennes, “Boundary effects in superconductors,” *Reviews of Modern Physics* **36**, 225 (1964).
- [34] J. Garaud, M. N. Chernodub, and D. E. Kharzeev, “Vortices with magnetic field inversion in noncentrosymmetric superconductors,” *Phys. Rev. B* **102**, 184516 (2020).