

Efficient construction by ruler and compass of a Pentadecagon

Arjeh Kurzweil, Erez Sheiner

February 20, 2022

Abstract

In this short paper we show that with a small change of the common ruler and compass construction of the regular pentadecagon, we can produce more regular polygons

1 Introduction

Ruler and compass constructions date back to ancient Greek mathematicians, and was studied by Euclid in his famous Elements books from 300 BC ([1],[2]).

Using the ruler one can draw a straight line between two points. Using the compass and two given points one can draw a circle around one of the points, with radius which is the distance between theses two points.

Among other problems, Euclid studied the problem of constructing regular (equilateral and equiangular [1]) polygons. Only in 1837, Wantzel has proved that a regular polygon can be constructed if and only if the number of its sides is the product of a power of 2 and distinct Fermat primes ([3]).

In Euclids Elements fourth book, problem XVI, he describes how to construct a regular pentadecagon (quindecagon [1]) inscribed in a given circle. Euclid used the construction of a triangle and a pentagon from a given point A (see figure 1). The arc AB is a fifth of the whole circumference, and the arc AC is a third. Therefore the arc BC is two fifteenths of the whole, and by bisecting the angle $\angle BOC$ we obtain the angle of the pentadecagon.

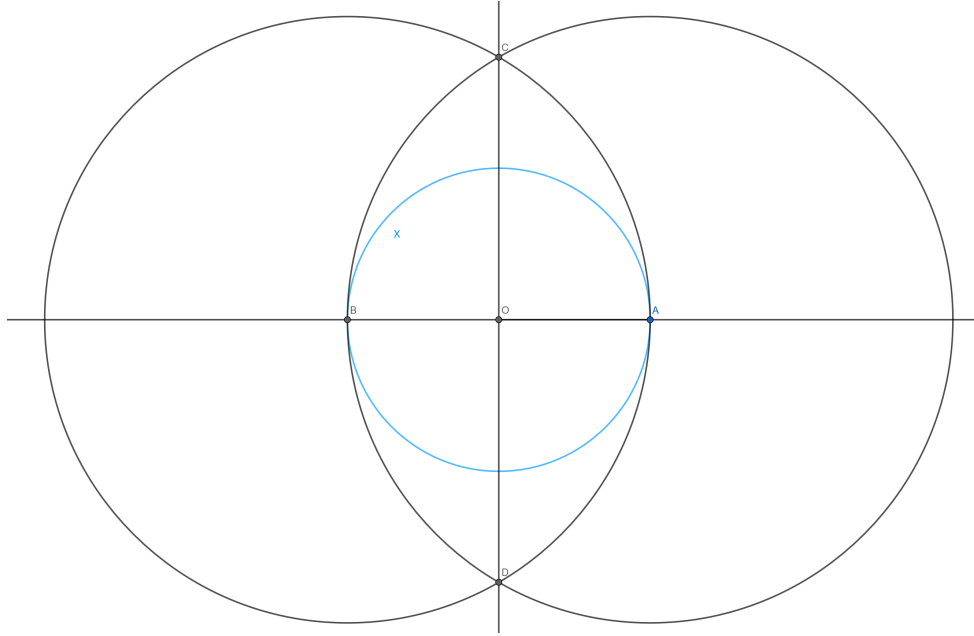


Figure 2:

Next we draw the circle with radius OA around A , and mark its intersections with the main circle X by E and D (Figure 3). Now we have that the lengths OA, OE, AE are all equal (the distance between the center of a circle and any point on the circle is equal to the radius), and so we obtain the angles $\angle EOA = 60^\circ$ and $\angle EOF = 120^\circ$.

Therefore EF is an edge of a regular triangle inscribed in X , and EA is an edge of a regular hexagon.

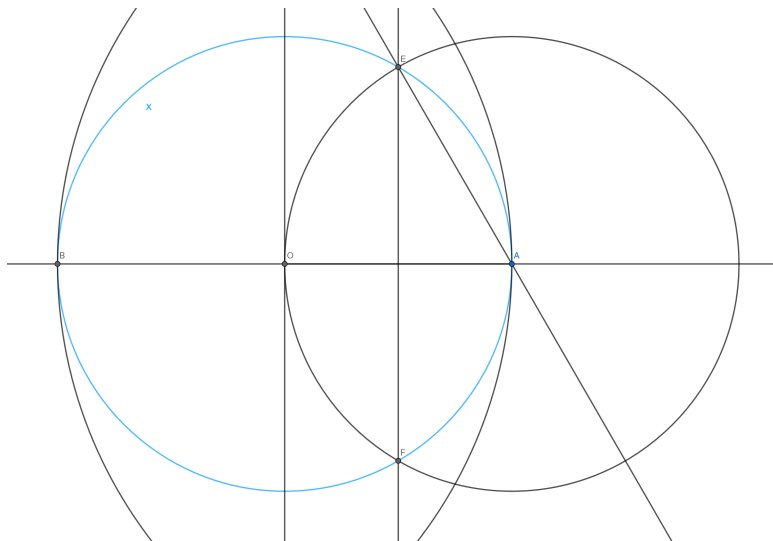


Figure 3:

Since $\angle EOA = 60^\circ$ we get $\angle HOE = 30^\circ$ so HE is an edge of an inscribed regular dodecagon.

The diagram illustrates the geometric construction of a circle tangent to a parabola and a line. A horizontal line contains points B , O , G , and A from left to right. A vertical line passes through O and contains points C , H , O , and D from top to bottom. A parabola opens upwards with its vertex at O . A line passes through C and A . A blue circle is centered at G and passes through A . A blue arc, labeled X , is part of a circle centered at B and passing through A . Several other circles are shown, including one centered at O passing through H and F , and another centered at G passing through H and F . Points E and J are also marked on the diagram.

At this point the common construction of the pentadecagon will continue by creating a circle of radius OH around H , intersecting the circle X at R . This way we obtain $\angle ROS = 24^\circ$, thus RS is the edge of the regular pentadecagon (see figure 5). However, we do not need this extra construction.



Together with the fact that $\angle EOA = 60^\circ$ and $\angle HOA = 90^\circ$ we conclude that $\angle HOE = 30^\circ$ and $\angle EOI = 6^\circ$. We now know that EI is an edge of a regular 60 -gon, and we easily construct the edges of a regular 30 -gon and pentadecagon by creating points L, M, N such that $EI = IL = LM = MN$ (see figure 6).

5

n-gon	Edge	Angle
3	EF	120°
4	HA	90°
5	HK	72°
6	EA	60°
10	HI	36°
12	HE	30°
15	EN	24°
20	IN	18°
30	LN	12°
60	EI	6°

Table 1:

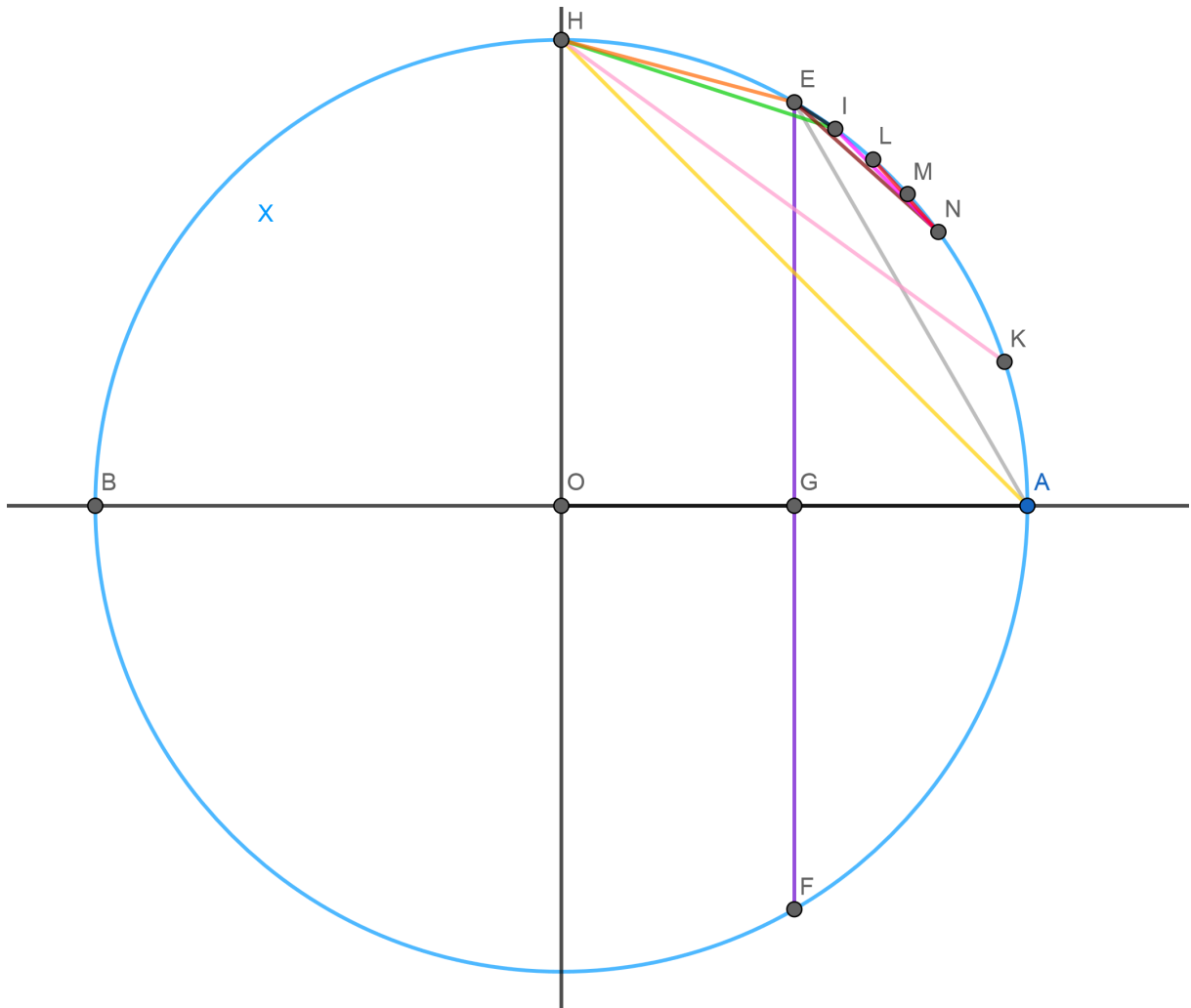


Figure 6:

References

- [1] R. Simson, *The elements of Euclid*, Desilver, Thomas and Company (1838).
- [2] G. Toussaint, *A new look at Euclids second proposition*, The Mathematical Intelligencer 15.3 (1993), 12-24.
- [3] P.L. Wantzel, *Recherches sur les moyens de reconnatre si un problme de gomtrie peut se rsoudre avec la rgle et le compas*, Journal de Mathmatiques pures et appliques 2.1 (1837), 366-372.